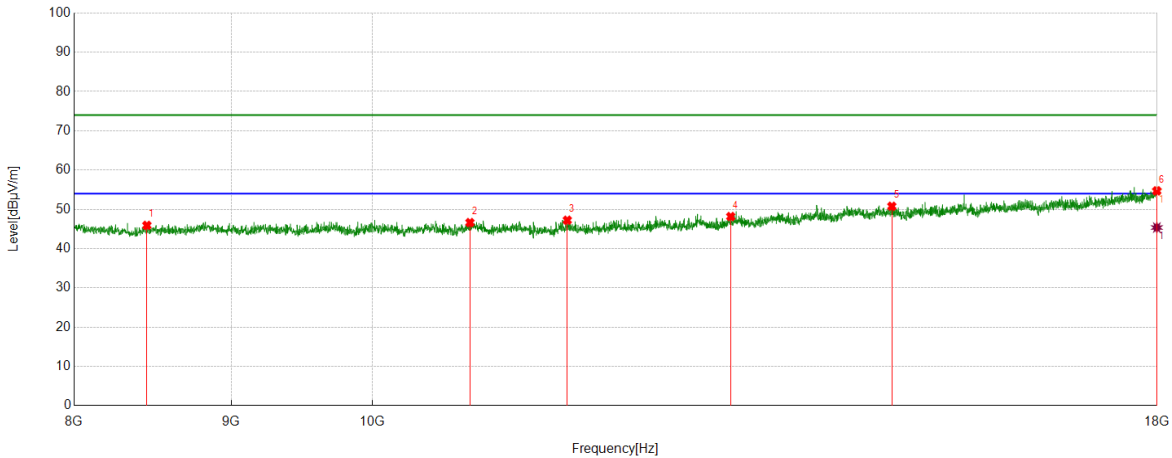


Test Mode	Channel	Polarization	Verdict
11AC80	5530	Horizontal	PASS



PK Result:

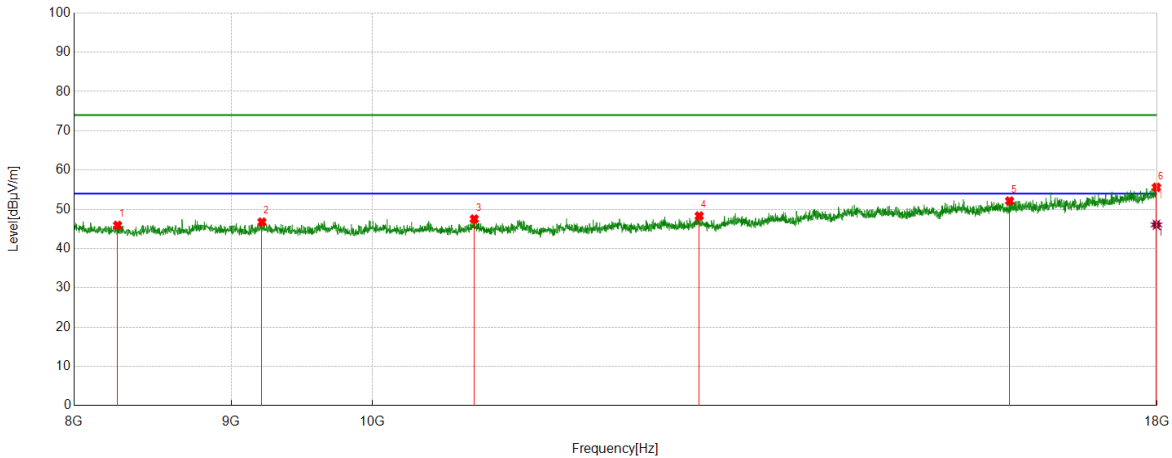
No.	Frequency	Reading Level	Correct Factor	Result	Limit	Margin	Remark
	[MHz]	[dBuV]	[dB/m]	[dBuV/m]	[dBuV/m]	[dB]	
1	8448.4081	43.03	2.88	45.91	74.00	28.09	peak
2	10760.4601	42.23	4.39	46.62	74.00	27.38	peak
3	11573.929	41.66	5.57	47.23	74.00	26.77	peak
4	13080.8468	40.01	8.15	48.16	74.00	25.84	peak
5	14757.793	39.34	11.44	50.78	74.00	23.22	peak
6	17996.6661	36.06	18.64	54.70	74.00	19.30	peak

AV Result:

No.	Frequency	Reading Level	Correct Factor	Result	Limit	Margin	Remark
	[MHz]	[dBuV]	[dB/m]	[dBuV/m]	[dBuV/m]	[dB]	
1	17996.6661	26.72	18.64	45.36	54.00	8.64	AV

- Remark:
1. Measurement = Reading Level + Correct Factor.
 2. If Peak Result complies with AV limit, AV Result is deemed to comply with AV limit.
 3. Test setup: RBW: 1 MHz, VBW: 3 MHz, Sweep time: auto.
 4. Peak: Peak detector.
 5. AVG: VBW refer to section 6.1.
 6. For above 6.5GHz part, filter losses were only considered in the spurious frequency bands and the authorized band were not corrected for HPF losses. The proper operation of the transmitter prior to adding the filter to the measurement chain.
 7. Only the worst case emission was recorded, if it complies with the limit, the other emissions deemed to comply with the limit.
 8. Since non-restricted band peak emissions are less than the average limit, they also comply with the -27dBm/MHz (68.2dBuV/m) limit.

Test Mode	Channel	Polarization	Verdict
11AC80	5530	Vertical	PASS



PK Result:

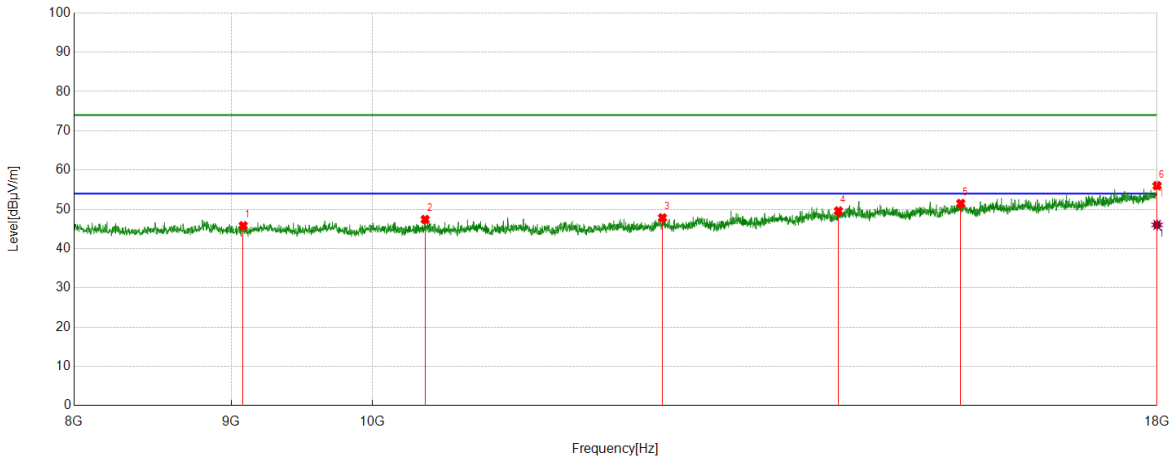
No.	Frequency	Reading Level	Correct Factor	Result	Limit	Margin	Remark
	[MHz]	[dBuV]	[dB/m]	[dBuV/m]	[dBuV/m]	[dB]	
1	8265.0442	42.75	3.17	45.92	74.00	28.08	peak
2	9208.5348	43.20	3.56	46.76	74.00	27.24	peak
3	10795.4659	42.64	4.89	47.53	74.00	26.47	peak
4	12775.796	40.63	7.68	48.31	74.00	25.69	peak
5	16118.0197	38.47	13.66	52.13	74.00	21.87	peak
6	17991.6653	37.06	18.55	55.61	74.00	18.39	peak

AV Result:

No.	Frequency	Reading Level	Correct Factor	Result	Limit	Margin	Remark
	[MHz]	[dBuV]	[dB/m]	[dBuV/m]	[dBuV/m]	[dB]	
1	17991.6653	27.51	18.55	46.06	54.00	7.94	AV

- Remark:
1. Measurement = Reading Level + Correct Factor.
 2. If Peak Result complies with AV limit, AV Result is deemed to comply with AV limit.
 3. Test setup: RBW: 1 MHz, VBW: 3 MHz, Sweep time: auto.
 4. Peak: Peak detector.
 5. AVG: VBW refer to section 6.1.
 6. For above 6.5GHz part, filter losses were only considered in the spurious frequency bands and the authorized band were not corrected for HPF losses. The proper operation of the transmitter prior to adding the filter to the measurement chain.
 7. Only the worst case emission was recorded, if it complies with the limit, the other emissions deemed to comply with the limit.
 8. Since non-restricted band peak emissions are less than the average limit, they also comply with the -27dBm/MHz (68.2dBuV/m) limit.

Test Mode	Channel	Polarization	Verdict
11AC80	5610	Horizontal	PASS



PK Result:

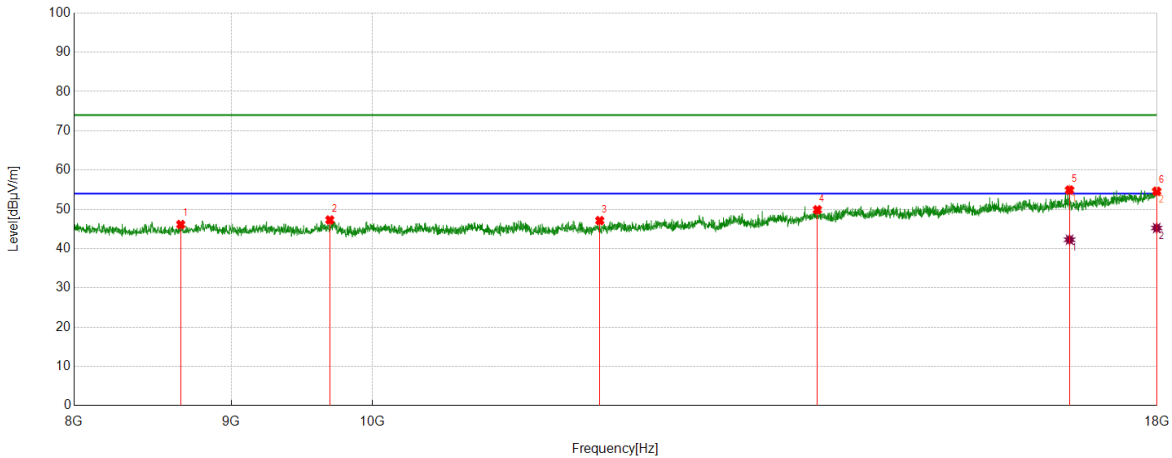
No.	Frequency	Reading Level	Correct Factor	Result	Limit	Margin	Remark
	[MHz]	[dBuV]	[dB/m]	[dBuV/m]	[dBuV/m]	[dB]	
1	9080.18	42.63	3.20	45.83	74.00	28.17	peak
2	10405.4009	43.19	4.23	47.42	74.00	26.58	peak
3	12429.0715	40.84	7.01	47.85	74.00	26.15	peak
4	14179.3632	38.42	11.17	49.59	74.00	24.41	peak
5	15539.5899	38.81	12.70	51.51	74.00	22.49	peak
6	18000	37.33	18.69	56.02	74.00	17.98	peak

AV Result:

No.	Frequency	Reading Level	Correct Factor	Result	Limit	Margin	Remark
	[MHz]	[dBuV]	[dB/m]	[dBuV/m]	[dBuV/m]	[dB]	
1	18000	27.35	18.69	46.04	54.00	7.96	AV

- Remark:
1. Measurement = Reading Level + Correct Factor.
 2. If Peak Result complies with AV limit, AV Result is deemed to comply with AV limit.
 3. Test setup: RBW: 1 MHz, VBW: 3 MHz, Sweep time: auto.
 4. Peak: Peak detector.
 5. AVG: VBW refer to section 6.1.
 6. For above 6.5GHz part, filter losses were only considered in the spurious frequency bands and the authorized band were not corrected for HPF losses. The proper operation of the transmitter prior to adding the filter to the measurement chain.
 7. Only the worst case emission was recorded, if it complies with the limit, the other emissions deemed to comply with the limit.
 8. Since non-restricted band peak emissions are less than the average limit, they also comply with the -27dBm/MHz (68.2dBuV/m) limit.

Test Mode	Channel	Polarization	Verdict
11AC80	5610	Vertical	PASS



PK Result:

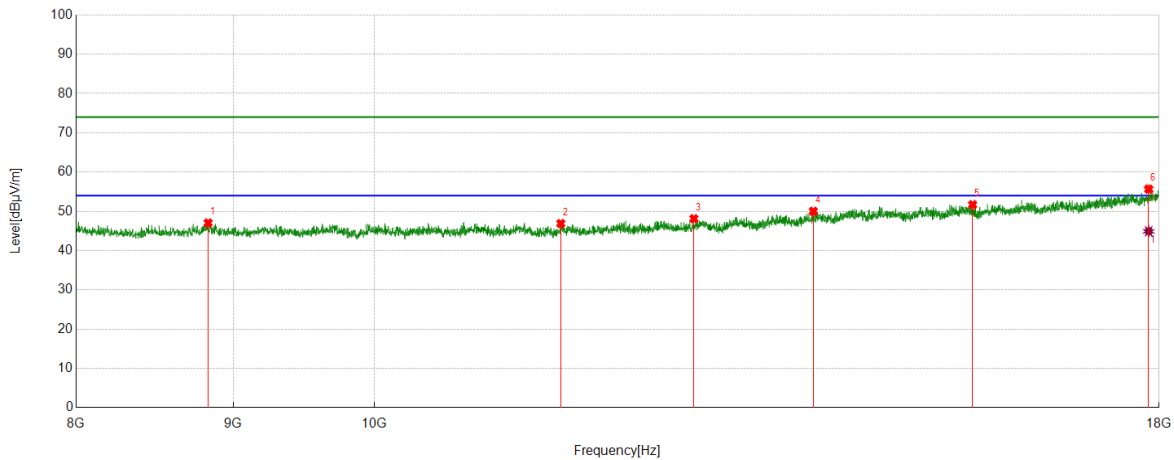
No.	Frequency	Reading Level	Correct Factor	Result	Limit	Margin	Remark
	[MHz]	[dBuV]	[dB/m]	[dBuV/m]	[dBuV/m]	[dB]	
1	8665.1109	42.99	3.14	46.13	74.00	27.87	peak
2	9688.6148	43.27	4.02	47.29	74.00	26.71	peak
3	11858.9765	40.99	6.14	47.13	74.00	26.87	peak
4	13957.6596	38.83	11.06	49.89	74.00	24.11	peak
5	16858.143	38.93	15.98	54.91	74.00	19.09	peak
6	17994.9992	36.00	18.60	54.60	74.00	19.40	peak

AV Result:

No.	Frequency	Reading Level	Correct Factor	Result	Limit	Margin	Remark
	[MHz]	[dBuV]	[dB/m]	[dBuV/m]	[dBuV/m]	[dB]	
1	16858.143	26.28	15.98	42.26	54.00	11.74	AV
2	17994.9992	26.64	18.60	45.24	54.00	8.76	AV

- Remark: 1. Measurement = Reading Level + Correct Factor.
 2. If Peak Result complies with AV limit, AV Result is deemed to comply with AV limit.
 3. Test setup: RBW: 1 MHz, VBW: 3 MHz, Sweep time: auto.
 4. Peak: Peak detector.
 5. AVG: VBW refer to section 6.1.
 6. For above 6.5GHz part, filter losses were only considered in the spurious frequency bands and the authorized band were not corrected for HPF losses. The proper operation of the transmitter prior to adding the filter to the measurement chain.
 7. Only the worst case emission was recorded, if it complies with the limit, the other emissions deemed to comply with the limit.
 8. Since non-restricted band peak emissions are less than the average limit, they also comply with the -27dBm/MHz (68.2dBuV/m) limit.

Test Mode	Channel	Polarization	Verdict
11AC80	5690	Horizontal	PASS



PK Result:

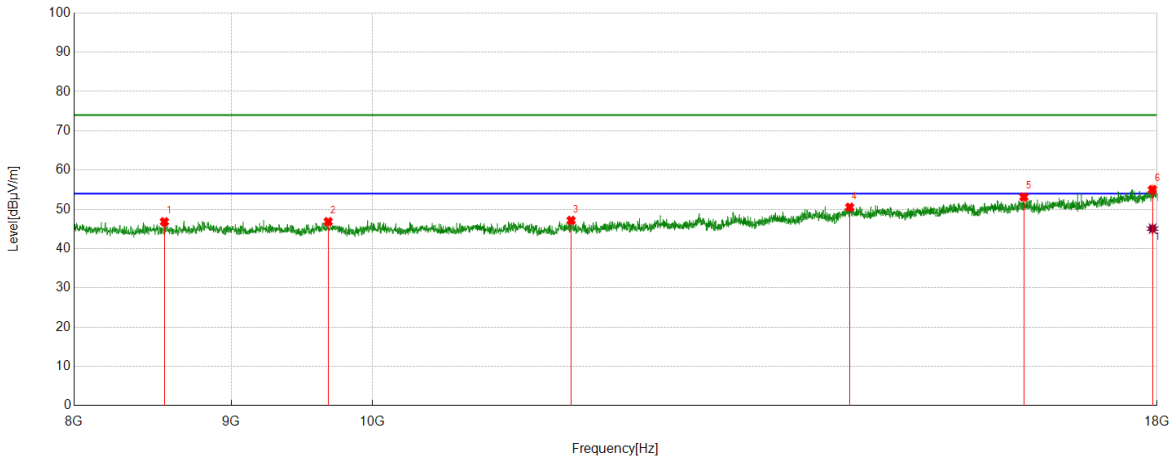
No.	Frequency	Reading Level	Correct Factor	Result	Limit	Margin	Remark
	[MHz]	[dBuV]	[dB/m]	[dBuV/m]	[dBuV/m]	[dB]	
1	8831.8053	43.32	3.73	47.05	74.00	26.95	peak
2	11500.5834	40.71	6.18	46.89	74.00	27.11	peak
3	12705.7843	41.03	7.09	48.12	74.00	25.88	peak
4	13894.3157	39.61	10.40	50.01	74.00	23.99	peak
5	15654.6091	37.97	13.72	51.69	74.00	22.31	peak
6	17859.9767	36.74	18.92	55.66	74.00	18.34	peak

AV Result:

No.	Frequency	Reading Level	Correct Factor	Result	Limit	Margin	Remark
	[MHz]	[dBuV]	[dB/m]	[dBuV/m]	[dBuV/m]	[dB]	
1	17859.9767	26.00	18.92	44.92	54.00	9.08	AV

- Remark: 1. Measurement = Reading Level + Correct Factor.
 2. If Peak Result complies with AV limit, AV Result is deemed to comply with AV limit.
 3. Test setup: RBW: 1 MHz, VBW: 3 MHz, Sweep time: auto.
 4. Peak: Peak detector.
 5. AVG: VBW refer to section 6.1.
 6. For above 6.5GHz part, filter losses were only considered in the spurious frequency bands and the authorized band were not corrected for HPF losses. The proper operation of the transmitter prior to adding the filter to the measurement chain.
 7. Only the worst case emission was recorded, if it complies with the limit, the other emissions deemed to comply with the limit.
 8. Since non-restricted band peak emissions are less than the average limit, they also comply with the -27dBm/MHz (68.2dBuV/m) limit.

Test Mode	Channel	Polarization	Verdict
11AC80	5690	Vertical	PASS



PK Result:

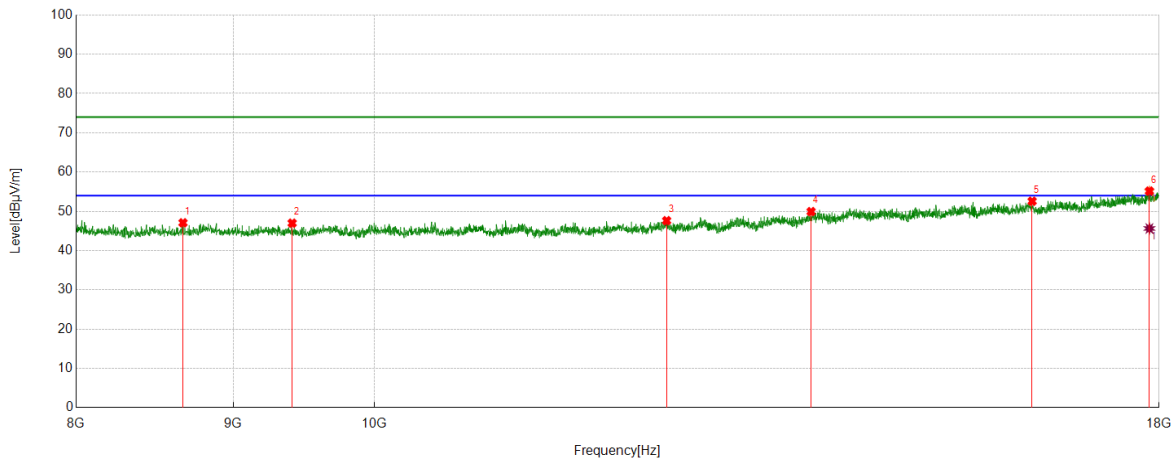
No.	Frequency	Reading Level	Correct Factor	Result	Limit	Margin	Remark
	[MHz]	[dBuV]	[dB/m]	[dBuV/m]	[dBuV/m]	[dB]	
1	8560.0933	43.73	3.11	46.84	74.00	27.16	peak
2	9676.9462	42.94	3.91	46.85	74.00	27.15	peak
3	11607.2679	41.39	5.78	47.17	74.00	26.83	peak
4	14299.3832	39.18	11.35	50.53	74.00	23.47	peak
5	16291.3819	39.21	13.93	53.14	74.00	20.86	peak
6	17938.3231	36.40	18.63	55.03	74.00	18.97	peak

AV Result:

No.	Frequency	Reading Level	Correct Factor	Result	Limit	Margin	Remark
	[MHz]	[dBuV]	[dB/m]	[dBuV/m]	[dBuV/m]	[dB]	
1	17938.3231	26.46	18.63	45.09	54.00	8.91	AV

- Remark:
1. Measurement = Reading Level + Correct Factor.
 2. If Peak Result complies with AV limit, AV Result is deemed to comply with AV limit.
 3. Test setup: RBW: 1 MHz, VBW: 3 MHz, Sweep time: auto.
 4. Peak: Peak detector.
 5. AVG: VBW refer to section 6.1.
 6. For above 6.5GHz part, filter losses were only considered in the spurious frequency bands and the authorized band were not corrected for HPF losses. The proper operation of the transmitter prior to adding the filter to the measurement chain.
 7. Only the worst case emission was recorded, if it complies with the limit, the other emissions deemed to comply with the limit.
 8. Since non-restricted band peak emissions are less than the average limit, they also comply with the -27dBm/MHz (68.2dBuV/m) limit.

Test Mode	Channel	Polarization	Verdict
11AC80	5775	Horizontal	PASS



PK Result:

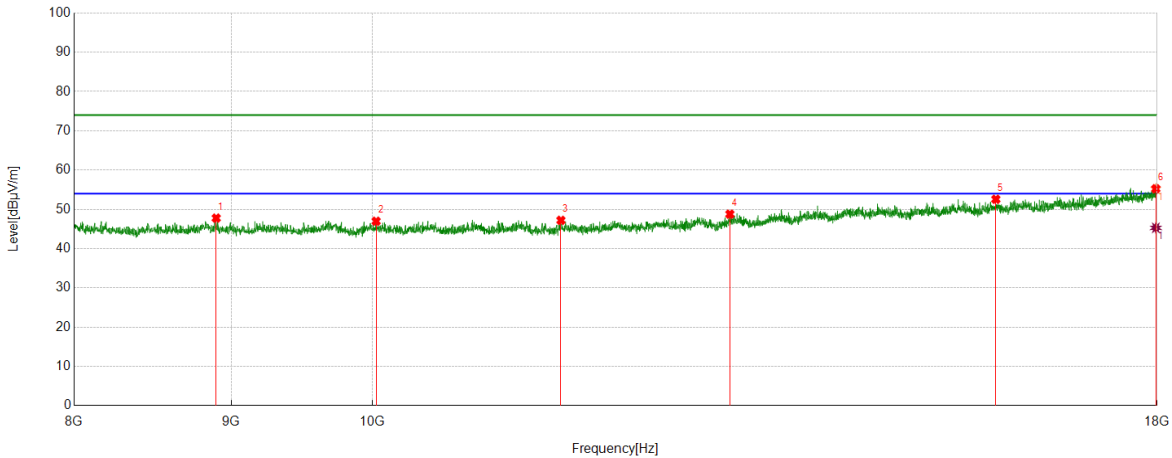
No.	Frequency	Reading Level	Correct Factor	Result	Limit	Margin	Remark
	[MHz]	[dBuV]	[dB/m]	[dBuV/m]	[dBuV/m]	[dB]	
1	8666.7778	43.94	3.14	47.08	74.00	26.92	peak
2	9405.2342	43.34	3.65	46.99	74.00	27.01	peak
3	12449.0748	40.70	6.92	47.62	74.00	26.38	peak
4	13870.9785	39.71	10.22	49.93	74.00	24.07	peak
5	16368.0613	38.70	13.87	52.57	74.00	21.43	peak
6	17869.9783	36.53	18.63	55.16	74.00	18.84	peak

AV Result:

No.	Frequency	Reading Level	Correct Factor	Result	Limit	Margin	Remark
	[MHz]	[dBuV]	[dB/m]	[dBuV/m]	[dBuV/m]	[dB]	
1	17869.9783	27.00	18.63	45.63	54.00	8.37	AV

- Remark: 1. Measurement = Reading Level + Correct Factor.
 2. If Peak Result complies with AV limit, AV Result is deemed to comply with AV limit.
 3. Test setup: RBW: 1 MHz, VBW: 3 MHz, Sweep time: auto.
 4. Peak: Peak detector.
 5. AVG: VBW refer to section 6.1.
 6. For above 6.5GHz part, filter losses were only considered in the spurious frequency bands and the authorized band were not corrected for HPF losses. The proper operation of the transmitter prior to adding the filter to the measurement chain.
 7. Only the worst case emission was recorded, if it complies with the limit, the other emissions deemed to comply with the limit.
 8. Since non-restricted band peak emissions are less than the average limit, they also comply with the -27dBm/MHz (68.2dBuV/m) limit.

Test Mode	Channel	Polarization	Verdict
11AC80	5775	Vertical	PASS



PK Result:

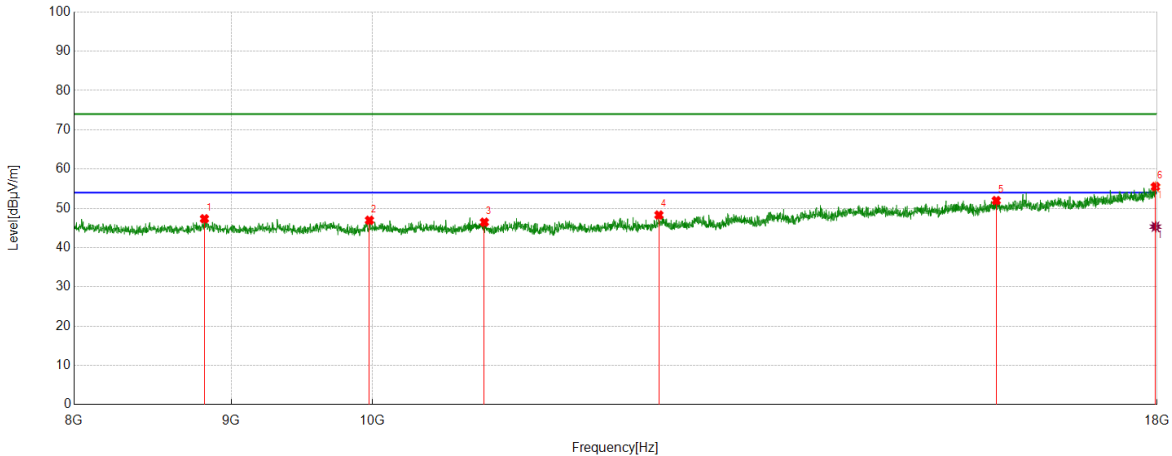
No.	Frequency	Reading Level	Correct Factor	Result	Limit	Margin	Remark
	[MHz]	[dBuV]	[dB/m]	[dBuV/m]	[dBuV/m]	[dB]	
1	8898.4831	44.48	3.29	47.77	74.00	26.23	peak
2	10030.3384	42.83	4.14	46.97	74.00	27.03	peak
3	11518.9198	40.78	6.42	47.20	74.00	26.80	peak
4	13072.5121	40.81	7.96	48.77	74.00	25.23	peak
5	15952.9922	38.71	13.85	52.56	74.00	21.44	peak
6	17983.3306	36.64	18.60	55.24	74.00	18.76	peak

AV Result:

No.	Frequency	Reading Level	Correct Factor	Result	Limit	Margin	Remark
	[MHz]	[dBuV]	[dB/m]	[dBuV/m]	[dBuV/m]	[dB]	
1	17983.3306	26.69	18.60	45.29	54.00	8.71	AV

- Remark:
1. Measurement = Reading Level + Correct Factor.
 2. If Peak Result complies with AV limit, AV Result is deemed to comply with AV limit.
 3. Test setup: RBW: 1 MHz, VBW: 3 MHz, Sweep time: auto.
 4. Peak: Peak detector.
 5. AVG: VBW refer to section 6.1.
 6. For above 6.5GHz part, filter losses were only considered in the spurious frequency bands and the authorized band were not corrected for HPF losses. The proper operation of the transmitter prior to adding the filter to the measurement chain.
 7. Only the worst case emission was recorded, if it complies with the limit, the other emissions deemed to comply with the limit.
 8. Since non-restricted band peak emissions are less than the average limit, they also comply with the -27dBm/MHz (68.2dBuV/m) limit.

Test Mode	Channel	Polarization	Verdict
11AX20	5180	Horizontal	PASS



PK Result:

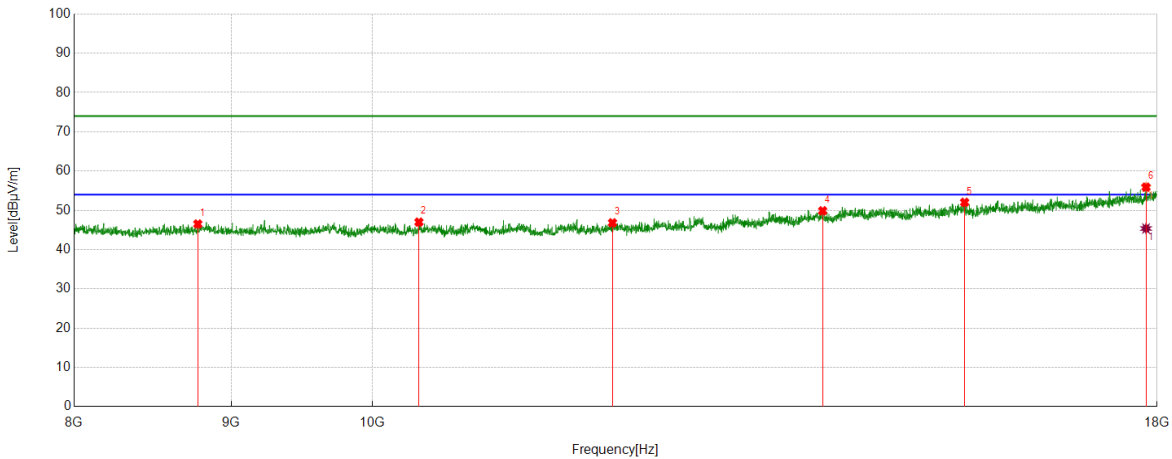
No.	Frequency	Reading Level	Correct Factor	Result	Limit	Margin	Remark
	[MHz]	[dBuV]	[dB/m]	[dBuV/m]	[dBuV/m]	[dB]	
1	8820.1367	43.74	3.60	47.34	74.00	26.66	peak
2	9980.3301	43.15	3.81	46.96	74.00	27.04	peak
3	10877.1462	41.87	4.60	46.47	74.00	27.53	peak
4	12395.7326	41.35	6.94	48.29	74.00	25.71	peak
5	15957.993	37.97	14.00	51.97	74.00	22.03	peak
6	17978.3297	36.88	18.64	55.52	74.00	18.48	peak

AV Result:

No.	Frequency	Reading Level	Correct Factor	Result	Limit	Margin	Remark
	[MHz]	[dBuV]	[dB/m]	[dBuV/m]	[dBuV/m]	[dB]	
1	17978.3297	26.69	18.64	45.33	54.00	8.67	AV

- Remark: 1. Measurement = Reading Level + Correct Factor.
 2. If Peak Result complies with AV limit, AV Result is deemed to comply with AV limit.
 3. Test setup: RBW: 1 MHz, VBW: 3 MHz, Sweep time: auto.
 4. Peak: Peak detector.
 5. AVG: VBW refer to section 6.1.
 6. For above 6.5GHz part, filter losses were only considered in the spurious frequency bands and the authorized band were not corrected for HPF losses. The proper operation of the transmitter prior to adding the filter to the measurement chain.
 7. Only the worst case emission was recorded, if it complies with the limit, the other emissions deemed to comply with the limit.
 8. Since non-restricted band peak emissions are less than the average limit, they also comply with the -27dBm/MHz (68.2dBuV/m) limit.

Test Mode	Channel	Polarization	Verdict
11AX20	5180	Vertical	PASS



PK Result:

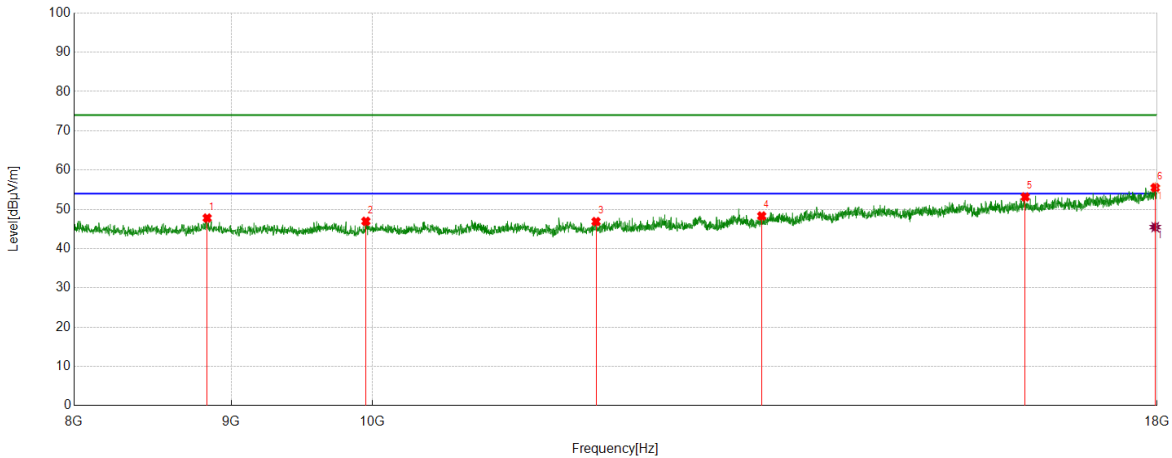
No.	Frequency	Reading Level	Correct Factor	Result	Limit	Margin	Remark
	[MHz]	[dBuV]	[dB/m]	[dBuV/m]	[dBuV/m]	[dB]	
1	8776.7961	43.18	3.34	46.52	74.00	27.48	peak
2	10357.0595	42.76	4.24	47.00	74.00	27.00	peak
3	11972.3287	40.42	6.40	46.82	74.00	27.18	peak
4	14012.6688	39.19	10.69	49.88	74.00	24.12	peak
5	15584.5974	39.03	13.00	52.03	74.00	21.97	peak
6	17851.6419	37.24	18.66	55.90	74.00	18.10	peak

AV Result:

No.	Frequency	Reading Level	Correct Factor	Result	Limit	Margin	Remark
	[MHz]	[dBuV]	[dB/m]	[dBuV/m]	[dBuV/m]	[dB]	
1	17851.6419	26.71	18.66	45.37	54.00	8.63	AV

- Remark: 1. Measurement = Reading Level + Correct Factor.
 2. If Peak Result complies with AV limit, AV Result is deemed to comply with AV limit.
 3. Test setup: RBW: 1 MHz, VBW: 3 MHz, Sweep time: auto.
 4. Peak: Peak detector.
 5. AVG: VBW refer to section 6.1.
 6. For above 6.5GHz part, filter losses were only considered in the spurious frequency bands and the authorized band were not corrected for HPF losses. The proper operation of the transmitter prior to adding the filter to the measurement chain.
 7. Only the worst case emission was recorded, if it complies with the limit, the other emissions deemed to comply with the limit.
 8. Since non-restricted band peak emissions are less than the average limit, they also comply with the -27dBm/MHz (68.2dBuV/m) limit.

Test Mode	Channel	Polarization	Verdict
11AX20	5200	Horizontal	PASS



PK Result:

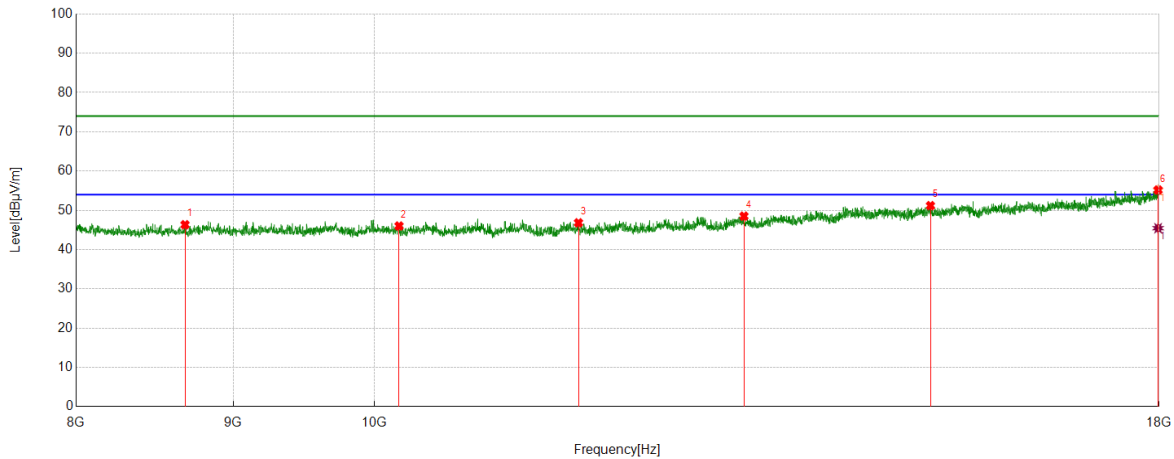
No.	Frequency	Reading Level	Correct Factor	Result	Limit	Margin	Remark
	[MHz]	[dBuV]	[dB/m]	[dBuV/m]	[dBuV/m]	[dB]	
1	8838.4731	44.13	3.65	47.78	74.00	26.22	peak
2	9953.6589	42.66	4.29	46.95	74.00	27.05	peak
3	11825.6376	40.57	6.31	46.88	74.00	27.12	peak
4	13387.5646	39.46	8.85	48.31	74.00	25.69	peak
5	16308.0513	39.18	13.97	53.15	74.00	20.85	peak
6	17974.9958	36.86	18.66	55.52	74.00	18.48	peak

AV Result:

No.	Frequency	Reading Level	Correct Factor	Result	Limit	Margin	Remark
	[MHz]	[dBuV]	[dB/m]	[dBuV/m]	[dBuV/m]	[dB]	
1	17974.9958	26.81	18.66	45.47	54.00	8.53	AV

- Remark: 1. Measurement = Reading Level + Correct Factor.
 2. If Peak Result complies with AV limit, AV Result is deemed to comply with AV limit.
 3. Test setup: RBW: 1 MHz, VBW: 3 MHz, Sweep time: auto.
 4. Peak: Peak detector.
 5. AVG: VBW refer to section 6.1.
 6. For above 6.5GHz part, filter losses were only considered in the spurious frequency bands and the authorized band were not corrected for HPF losses. The proper operation of the transmitter prior to adding the filter to the measurement chain.
 7. Only the worst case emission was recorded, if it complies with the limit, the other emissions deemed to comply with the limit.
 8. Since non-restricted band peak emissions are less than the average limit, they also comply with the -27dBm/MHz (68.2dBuV/m) limit.

Test Mode	Channel	Polarization	Verdict
11AX20	5200	Vertical	PASS



PK Result:

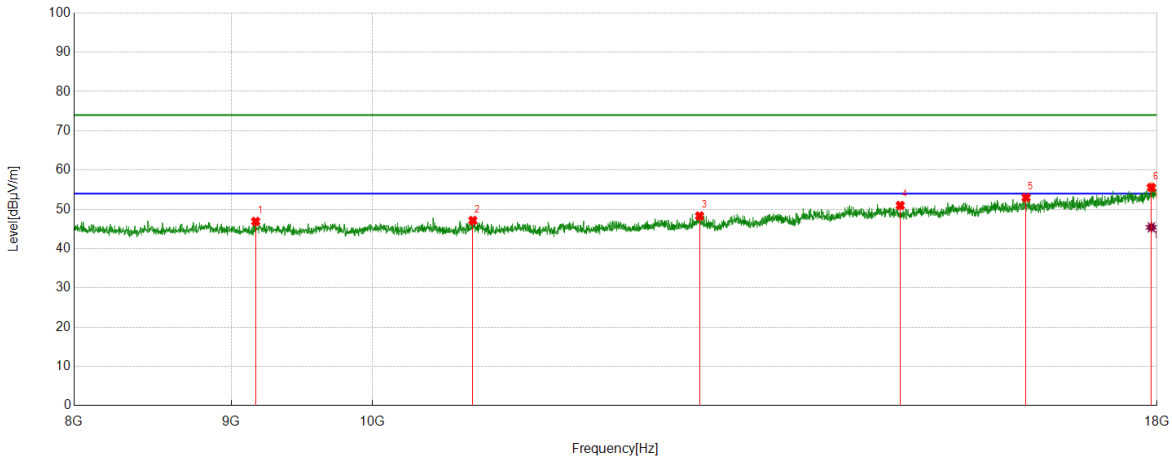
No.	Frequency	Reading Level	Correct Factor	Result	Limit	Margin	Remark
	[MHz]	[dBuV]	[dB/m]	[dBuV/m]	[dBuV/m]	[dB]	
1	8680.1134	43.11	3.22	46.33	74.00	27.67	peak
2	10188.6981	41.87	4.14	46.01	74.00	27.99	peak
3	11653.9423	40.66	6.16	46.82	74.00	27.18	peak
4	13190.8651	40.35	8.17	48.52	74.00	25.48	peak
5	15167.8613	39.23	11.96	51.19	74.00	22.81	peak
6	17986.6644	36.60	18.57	55.17	74.00	18.83	peak

AV Result:

No.	Frequency	Reading Level	Correct Factor	Result	Limit	Margin	Remark
	[MHz]	[dBuV]	[dB/m]	[dBuV/m]	[dBuV/m]	[dB]	
1	17986.6644	26.88	18.57	45.45	54.00	8.55	AV

- Remark: 1. Measurement = Reading Level + Correct Factor.
 2. If Peak Result complies with AV limit, AV Result is deemed to comply with AV limit.
 3. Test setup: RBW: 1 MHz, VBW: 3 MHz, Sweep time: auto.
 4. Peak: Peak detector.
 5. AVG: VBW refer to section 6.1.
 6. For above 6.5GHz part, filter losses were only considered in the spurious frequency bands and the authorized band were not corrected for HPF losses. The proper operation of the transmitter prior to adding the filter to the measurement chain.
 7. Only the worst case emission was recorded, if it complies with the limit, the other emissions deemed to comply with the limit.
 8. Since non-restricted band peak emissions are less than the average limit, they also comply with the -27dBm/MHz (68.2dBuV/m) limit.

Test Mode	Channel	Polarization	Verdict
11AX20	5240	Horizontal	PASS



PK Result:

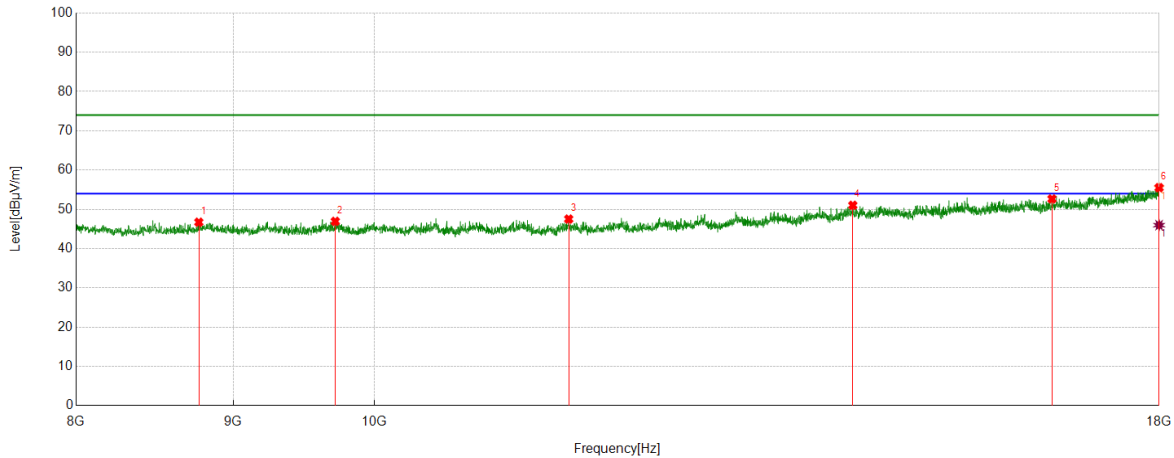
No.	Frequency	Reading Level	Correct Factor	Result	Limit	Margin	Remark
	[MHz]	[dBuV]	[dB/m]	[dBuV/m]	[dBuV/m]	[dB]	
1	9165.1942	43.73	3.18	46.91	74.00	27.09	peak
2	10783.7973	42.43	4.73	47.16	74.00	26.84	peak
3	12779.1299	40.65	7.66	48.31	74.00	25.69	peak
4	14851.1419	39.00	11.99	50.99	74.00	23.01	peak
5	16318.053	39.03	13.97	53.00	74.00	21.00	peak
6	17923.3206	37.00	18.57	55.57	74.00	18.43	peak

AV Result:

No.	Frequency	Reading Level	Correct Factor	Result	Limit	Margin	Remark
	[MHz]	[dBuV]	[dB/m]	[dBuV/m]	[dBuV/m]	[dB]	
1	17923.3206	26.85	18.57	45.42	54.00	8.58	AV

- Remark: 1. Measurement = Reading Level + Correct Factor.
 2. If Peak Result complies with AV limit, AV Result is deemed to comply with AV limit.
 3. Test setup: RBW: 1 MHz, VBW: 3 MHz, Sweep time: auto.
 4. Peak: Peak detector.
 5. AVG: VBW refer to section 6.1.
 6. For above 6.5GHz part, filter losses were only considered in the spurious frequency bands and the authorized band were not corrected for HPF losses. The proper operation of the transmitter prior to adding the filter to the measurement chain.
 7. Only the worst case emission was recorded, if it complies with the limit, the other emissions deemed to comply with the limit.
 8. Since non-restricted band peak emissions are less than the average limit, they also comply with the -27dBm/MHz (68.2dBuV/m) limit.

Test Mode	Channel	Polarization	Verdict
11AX20	5240	Vertical	PASS



PK Result:

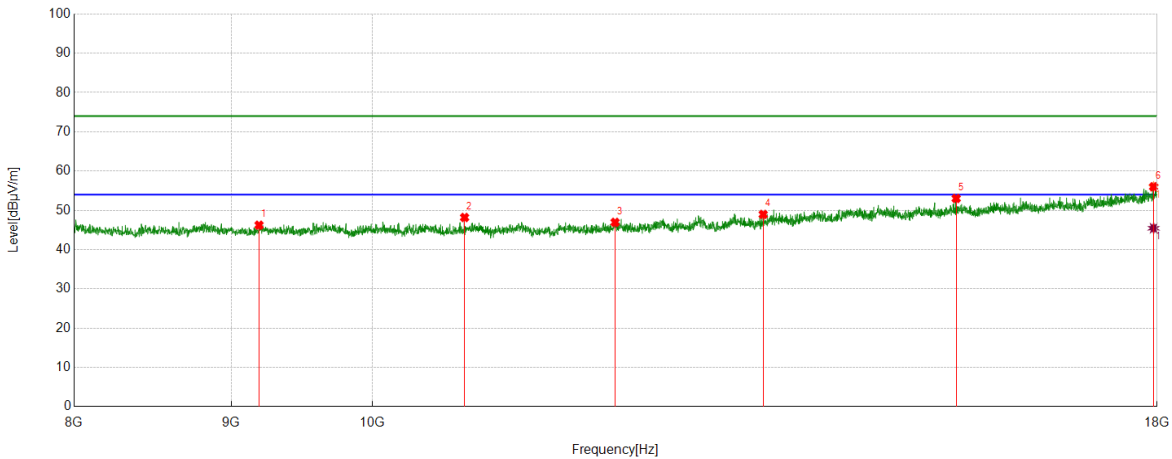
No.	Frequency	Reading Level	Correct Factor	Result	Limit	Margin	Remark
	[MHz]	[dBuV]	[dB/m]	[dBuV/m]	[dBuV/m]	[dB]	
1	8770.1284	43.29	3.43	46.72	74.00	27.28	peak
2	9713.6189	42.40	4.54	46.94	74.00	27.06	peak
3	11568.9282	41.96	5.56	47.52	74.00	26.48	peak
4	14311.0518	39.43	11.59	51.02	74.00	22.98	peak
5	16613.1022	37.87	14.78	52.65	74.00	21.35	peak
6	18000	36.83	18.69	55.52	74.00	18.48	peak

AV Result:

No.	Frequency	Reading Level	Correct Factor	Result	Limit	Margin	Remark
	[MHz]	[dBuV]	[dB/m]	[dBuV/m]	[dBuV/m]	[dB]	
1	18000	27.28	18.69	45.97	54.00	8.03	AV

- Remark: 1. Measurement = Reading Level + Correct Factor.
 2. If Peak Result complies with AV limit, AV Result is deemed to comply with AV limit.
 3. Test setup: RBW: 1 MHz, VBW: 3 MHz, Sweep time: auto.
 4. Peak: Peak detector.
 5. AVG: VBW refer to section 6.1.
 6. For above 6.5GHz part, filter losses were only considered in the spurious frequency bands and the authorized band were not corrected for HPF losses. The proper operation of the transmitter prior to adding the filter to the measurement chain.
 7. Only the worst case emission was recorded, if it complies with the limit, the other emissions deemed to comply with the limit.
 8. Since non-restricted band peak emissions are less than the average limit, they also comply with the -27dBm/MHz (68.2dBuV/m) limit.

Test Mode	Channel	Polarization	Verdict
11AX20	5260	Horizontal	PASS



PK Result:

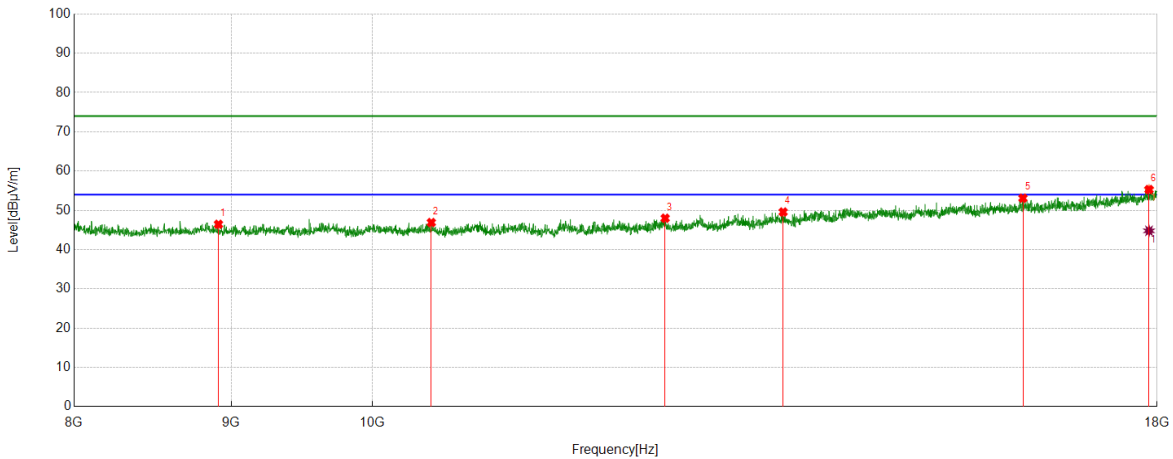
No.	Frequency	Reading Level	Correct Factor	Result	Limit	Margin	Remark
	[MHz]	[dBuV]	[dB/m]	[dBuV/m]	[dBuV/m]	[dB]	
1	9188.5314	42.58	3.64	46.22	74.00	27.78	peak
2	10717.1195	43.68	4.50	48.18	74.00	25.82	peak
3	11995.6659	40.44	6.50	46.94	74.00	27.06	peak
4	13402.5671	40.31	8.65	48.96	74.00	25.04	peak
5	15486.2477	40.57	12.45	53.02	74.00	20.98	peak
6	17953.3256	37.65	18.35	56.00	74.00	18.00	peak

AV Result:

No.	Frequency	Reading Level	Correct Factor	Result	Limit	Margin	Remark
	[MHz]	[dBuV]	[dB/m]	[dBuV/m]	[dBuV/m]	[dB]	
1	17953.3256	27.09	18.35	45.44	54.00	8.56	AV

- Remark: 1. Measurement = Reading Level + Correct Factor.
 2. If Peak Result complies with AV limit, AV Result is deemed to comply with AV limit.
 3. Test setup: RBW: 1 MHz, VBW: 3 MHz, Sweep time: auto.
 4. Peak: Peak detector.
 5. AVG: VBW refer to section 6.1.
 6. For above 6.5GHz part, filter losses were only considered in the spurious frequency bands and the authorized band were not corrected for HPF losses. The proper operation of the transmitter prior to adding the filter to the measurement chain.
 7. Only the worst case emission was recorded, if it complies with the limit, the other emissions deemed to comply with the limit.
 8. Since non-restricted band peak emissions are less than the average limit, they also comply with the -27dBm/MHz (68.2dBuV/m) limit.

Test Mode	Channel	Polarization	Verdict
11AX20	5260	Vertical	PASS



PK Result:

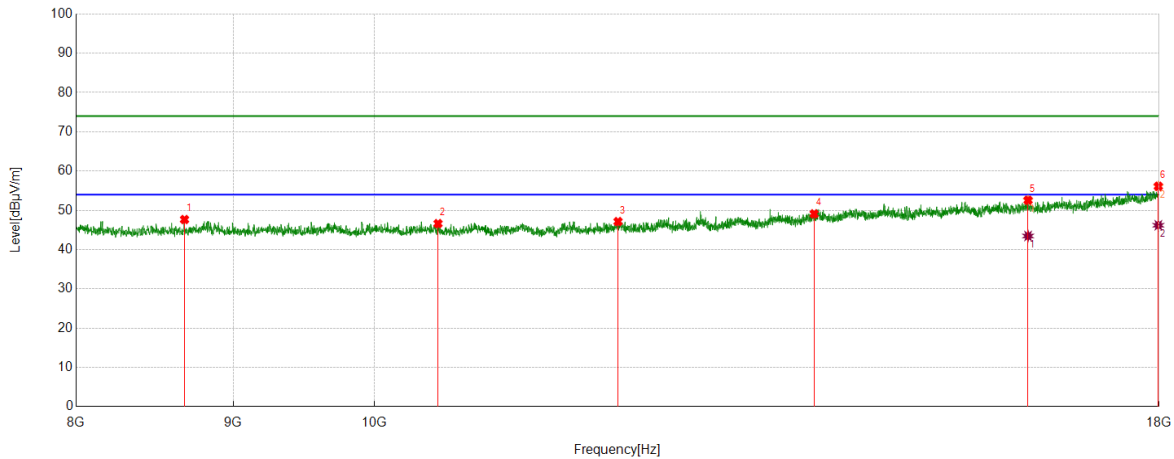
No.	Frequency	Reading Level	Correct Factor	Result	Limit	Margin	Remark
	[MHz]	[dBuV]	[dB/m]	[dBuV/m]	[dBuV/m]	[dB]	
1	8913.4856	43.34	3.10	46.44	74.00	27.56	peak
2	10453.7423	42.53	4.36	46.89	74.00	27.11	peak
3	12454.0757	41.10	6.89	47.99	74.00	26.01	peak
4	13604.2674	39.98	9.59	49.57	74.00	24.43	peak
5	16279.7133	39.19	13.90	53.09	74.00	20.91	peak
6	17891.6486	36.29	19.00	55.29	74.00	18.71	peak

AV Result:

No.	Frequency	Reading Level	Correct Factor	Result	Limit	Margin	Remark
	[MHz]	[dBuV]	[dB/m]	[dBuV/m]	[dBuV/m]	[dB]	
1	17891.6486	25.78	19.00	44.78	54.00	9.22	AV

- Remark: 1. Measurement = Reading Level + Correct Factor.
 2. If Peak Result complies with AV limit, AV Result is deemed to comply with AV limit.
 3. Test setup: RBW: 1 MHz, VBW: 3 MHz, Sweep time: auto.
 4. Peak: Peak detector.
 5. AVG: VBW refer to section 6.1.
 6. For above 6.5GHz part, filter losses were only considered in the spurious frequency bands and the authorized band were not corrected for HPF losses. The proper operation of the transmitter prior to adding the filter to the measurement chain.
 7. Only the worst case emission was recorded, if it complies with the limit, the other emissions deemed to comply with the limit.
 8. Since non-restricted band peak emissions are less than the average limit, they also comply with the -27dBm/MHz (68.2dBuV/m) limit.

Test Mode	Channel	Polarization	Verdict
11AX20	5280	Horizontal	PASS



PK Result:

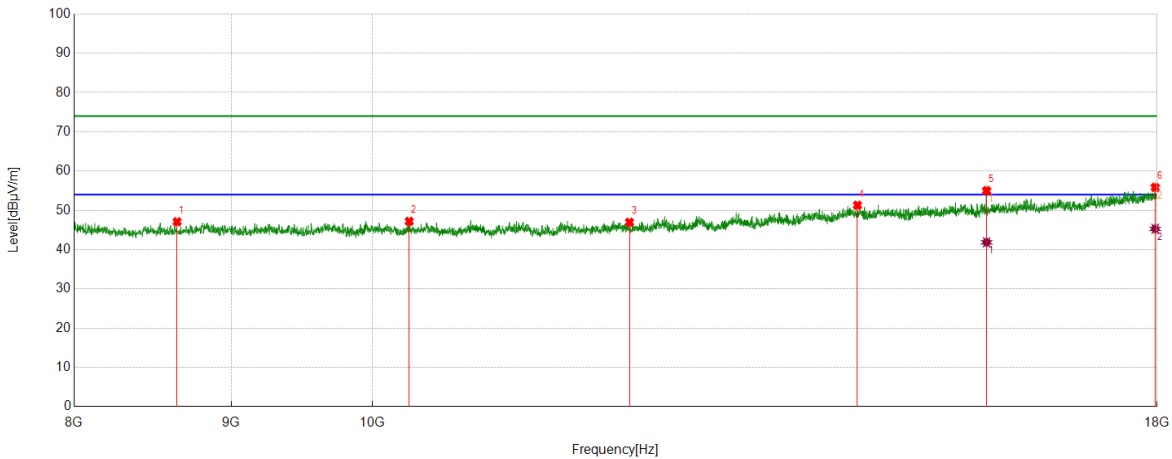
No.	Frequency	Reading Level	Correct Factor	Result	Limit	Margin	Remark
	[MHz]	[dBuV]	[dB/m]	[dBuV/m]	[dBuV/m]	[dB]	
1	8676.7795	44.47	3.19	47.66	74.00	26.34	peak
2	10490.4151	41.96	4.66	46.62	74.00	27.38	peak
3	12004.0007	40.71	6.43	47.14	74.00	26.86	peak
4	13902.6504	38.66	10.44	49.10	74.00	24.90	peak
5	16318.053	38.60	13.97	52.57	74.00	21.43	peak
6	17989.9983	37.59	18.53	56.12	74.00	17.88	peak

AV Result:

No.	Frequency	Reading Level	Correct Factor	Result	Limit	Margin	Remark
	[MHz]	[dBuV]	[dB/m]	[dBuV/m]	[dBuV/m]	[dB]	
1	16318.053	29.49	13.97	43.46	54.00	10.54	AV
2	17989.9983	27.67	18.53	46.20	54.00	7.80	AV

- Remark: 1. Measurement = Reading Level + Correct Factor.
 2. If Peak Result complies with AV limit, AV Result is deemed to comply with AV limit.
 3. Test setup: RBW: 1 MHz, VBW: 3 MHz, Sweep time: auto.
 4. Peak: Peak detector.
 5. AVG: VBW refer to section 6.1.
 6. For above 6.5GHz part, filter losses were only considered in the spurious frequency bands and the authorized band were not corrected for HPF losses. The proper operation of the transmitter prior to adding the filter to the measurement chain.
 7. Only the worst case emission was recorded, if it complies with the limit, the other emissions deemed to comply with the limit.
 8. Since non-restricted band peak emissions are less than the average limit, they also comply with the -27dBm/MHz (68.2dBuV/m) limit.

Test Mode	Channel	Polarization	Verdict
11AX20	5280	Vertical	PASS



PK Result:

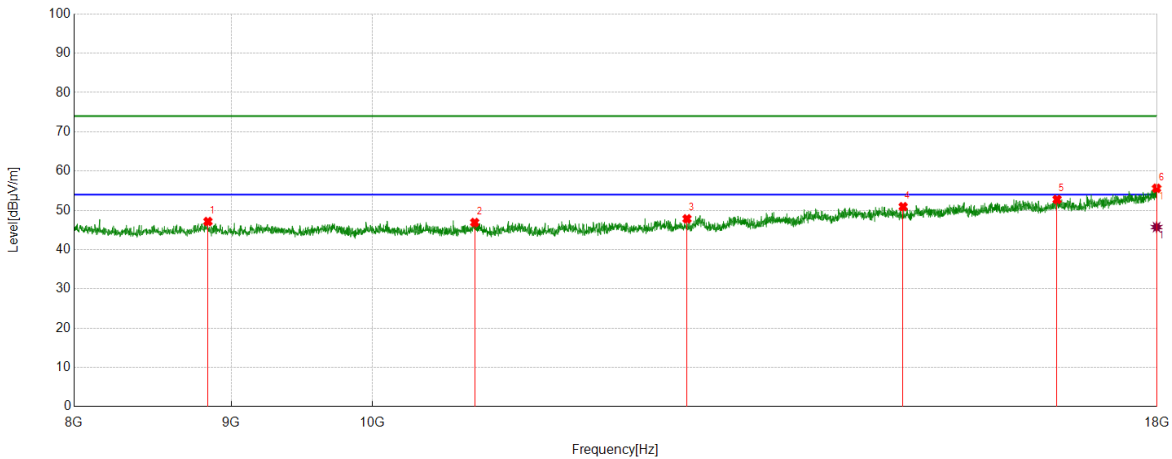
No.	Frequency	Reading Level	Correct Factor	Result	Limit	Margin	Remark
	[MHz]	[dBuV]	[dB/m]	[dBuV/m]	[dBuV/m]	[dB]	
1	8641.7736	43.79	3.30	47.09	74.00	26.91	peak
2	10282.047	42.45	4.74	47.19	74.00	26.81	peak
3	12125.6876	40.11	6.86	46.97	74.00	27.03	peak
4	14382.7305	39.77	11.52	51.29	74.00	22.71	peak
5	15842.9738	41.65	13.35	55.00	74.00	19.00	peak
6	17974.9958	37.19	18.66	55.85	74.00	18.15	peak

AV Result:

No.	Frequency	Reading Level	Correct Factor	Result	Limit	Margin	Remark
	[MHz]	[dBuV]	[dB/m]	[dBuV/m]	[dBuV/m]	[dB]	
1	15842.9738	28.50	13.35	41.85	54.00	12.15	AV
2	17974.9958	26.63	18.66	45.29	54.00	8.71	AV

- Remark: 1. Measurement = Reading Level + Correct Factor.
 2. If Peak Result complies with AV limit, AV Result is deemed to comply with AV limit.
 3. Test setup: RBW: 1 MHz, VBW: 3 MHz, Sweep time: auto.
 4. Peak: Peak detector.
 5. AVG: VBW refer to section 6.1.
 6. For above 6.5GHz part, filter losses were only considered in the spurious frequency bands and the authorized band were not corrected for HPF losses. The proper operation of the transmitter prior to adding the filter to the measurement chain.
 7. Only the worst case emission was recorded, if it complies with the limit, the other emissions deemed to comply with the limit.
 8. Since non-restricted band peak emissions are less than the average limit, they also comply with the -27dBm/MHz (68.2dBuV/m) limit.

Test Mode	Channel	Polarization	Verdict
11AX20	5320	Horizontal	PASS



PK Result:

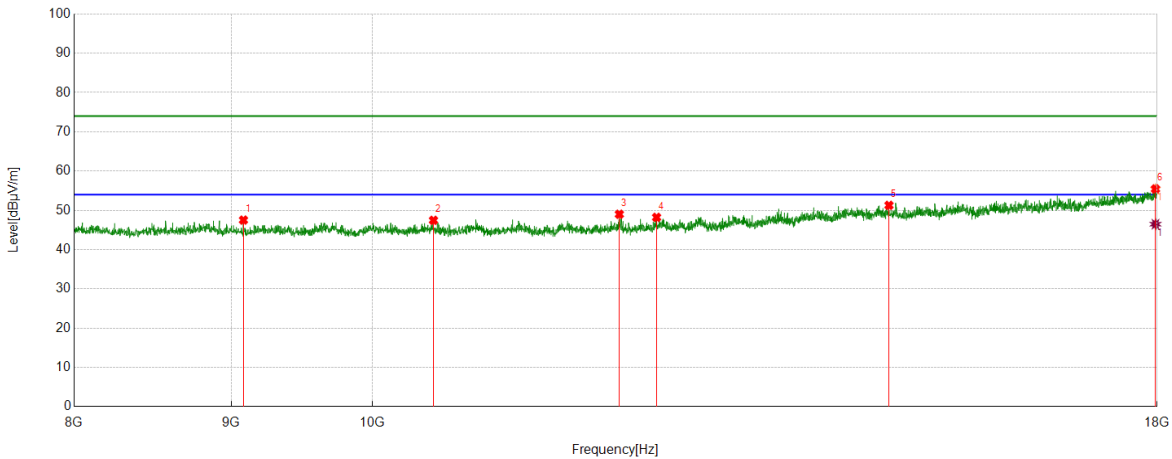
No.	Frequency	Reading Level	Correct Factor	Result	Limit	Margin	Remark
	[MHz]	[dBuV]	[dB/m]	[dBuV/m]	[dBuV/m]	[dB]	
1	8843.4739	43.45	3.70	47.15	74.00	26.85	peak
2	10798.7998	42.00	4.90	46.90	74.00	27.10	peak
3	12659.1099	40.76	7.08	47.84	74.00	26.16	peak
4	14882.8138	39.17	11.76	50.93	74.00	23.07	peak
5	16701.4502	37.86	14.91	52.77	74.00	21.23	peak
6	17993.3322	37.03	18.58	55.61	74.00	18.39	peak

AV Result:

No.	Frequency	Reading Level	Correct Factor	Result	Limit	Margin	Remark
	[MHz]	[dBuV]	[dB/m]	[dBuV/m]	[dBuV/m]	[dB]	
1	17993.3322	27.14	18.58	45.72	54.00	8.28	AV

- Remark: 1. Measurement = Reading Level + Correct Factor.
 2. If Peak Result complies with AV limit, AV Result is deemed to comply with AV limit.
 3. Test setup: RBW: 1 MHz, VBW: 3 MHz, Sweep time: auto.
 4. Peak: Peak detector.
 5. AVG: VBW refer to section 6.1.
 6. For above 6.5GHz part, filter losses were only considered in the spurious frequency bands and the authorized band were not corrected for HPF losses. The proper operation of the transmitter prior to adding the filter to the measurement chain.
 7. Only the worst case emission was recorded, if it complies with the limit, the other emissions deemed to comply with the limit.
 8. Since non-restricted band peak emissions are less than the average limit, they also comply with the -27dBm/MHz (68.2dBuV/m) limit.

Test Mode	Channel	Polarization	Verdict
11AX20	5320	Vertical	PASS



PK Result:

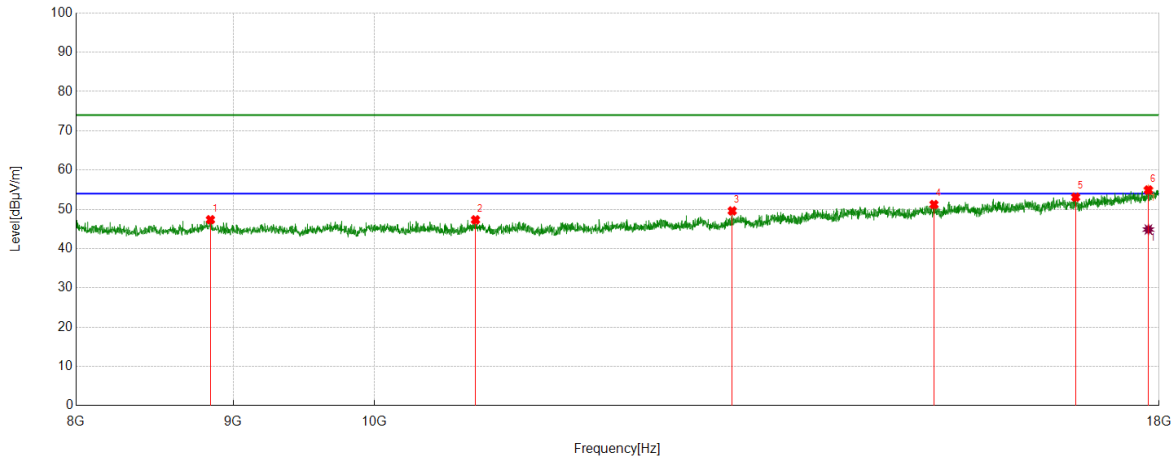
No.	Frequency	Reading Level	Correct Factor	Result	Limit	Margin	Remark
	[MHz]	[dBuV]	[dB/m]	[dBuV/m]	[dBuV/m]	[dB]	
1	9081.847	44.30	3.22	47.52	74.00	26.48	peak
2	10470.4117	42.99	4.47	47.46	74.00	26.54	peak
3	12034.0057	42.13	6.87	49.00	74.00	25.00	peak
4	12374.0623	41.26	6.95	48.21	74.00	25.79	peak
5	14726.121	39.47	11.80	51.27	74.00	22.73	peak
6	17978.3297	36.81	18.64	55.45	74.00	18.55	peak

AV Result:

No.	Frequency	Reading Level	Correct Factor	Result	Limit	Margin	Remark
	[MHz]	[dBuV]	[dB/m]	[dBuV/m]	[dBuV/m]	[dB]	
1	17978.3297	27.83	18.64	46.47	54.00	7.53	AV

- Remark: 1. Measurement = Reading Level + Correct Factor.
 2. If Peak Result complies with AV limit, AV Result is deemed to comply with AV limit.
 3. Test setup: RBW: 1 MHz, VBW: 3 MHz, Sweep time: auto.
 4. Peak: Peak detector.
 5. AVG: VBW refer to section 6.1.
 6. For above 6.5GHz part, filter losses were only considered in the spurious frequency bands and the authorized band were not corrected for HPF losses. The proper operation of the transmitter prior to adding the filter to the measurement chain.
 7. Only the worst case emission was recorded, if it complies with the limit, the other emissions deemed to comply with the limit.
 8. Since non-restricted band peak emissions are less than the average limit, they also comply with the -27dBm/MHz (68.2dBuV/m) limit.

Test Mode	Channel	Polarization	Verdict
11AX20	5500	Horizontal	PASS



PK Result:

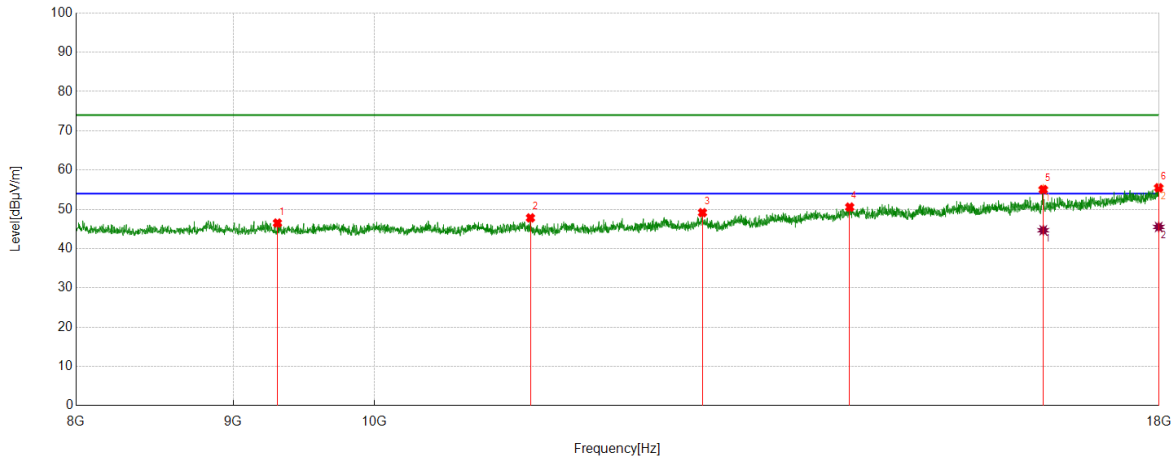
No.	Frequency	Reading Level	Correct Factor	Result	Limit	Margin	Remark
	[MHz]	[dBuV]	[dB/m]	[dBuV/m]	[dBuV/m]	[dB]	
1	8846.8078	43.58	3.77	47.35	74.00	26.65	peak
2	10788.7981	42.48	4.84	47.32	74.00	26.68	peak
3	13075.846	41.56	8.04	49.60	74.00	24.40	peak
4	15207.868	39.03	12.20	51.23	74.00	22.77	peak
5	16909.8183	36.65	16.44	53.09	74.00	20.91	peak
6	17856.6428	36.11	18.82	54.93	74.00	19.07	peak

AV Result:

No.	Frequency	Reading Level	Correct Factor	Result	Limit	Margin	Remark
	[MHz]	[dBuV]	[dB/m]	[dBuV/m]	[dBuV/m]	[dB]	
1	17856.6428	26.04	18.82	44.86	54.00	9.14	AV

- Remark: 1. Measurement = Reading Level + Correct Factor.
 2. If Peak Result complies with AV limit, AV Result is deemed to comply with AV limit.
 3. Test setup: RBW: 1 MHz, VBW: 3 MHz, Sweep time: auto.
 4. Peak: Peak detector.
 5. AVG: VBW refer to section 6.1.
 6. For above 6.5GHz part, filter losses were only considered in the spurious frequency bands and the authorized band were not corrected for HPF losses. The proper operation of the transmitter prior to adding the filter to the measurement chain.
 7. Only the worst case emission was recorded, if it complies with the limit, the other emissions deemed to comply with the limit.
 8. Since non-restricted band peak emissions are less than the average limit, they also comply with the -27dBm/MHz (68.2dBuV/m) limit.

Test Mode	Channel	Polarization	Verdict
11AX20	5500	Vertical	PASS



PK Result:

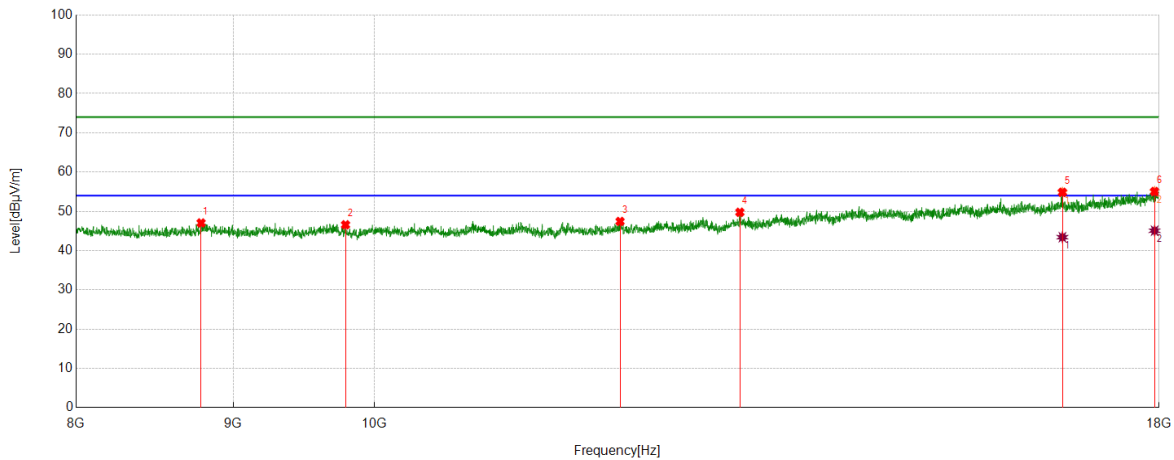
No.	Frequency	Reading Level	Correct Factor	Result	Limit	Margin	Remark
	[MHz]	[dBuV]	[dB/m]	[dBuV/m]	[dBuV/m]	[dB]	
1	9301.8836	43.23	3.27	46.50	74.00	27.50	peak
2	11242.207	42.47	5.35	47.82	74.00	26.18	peak
3	12787.4646	41.51	7.64	49.15	74.00	24.85	peak
4	14277.713	39.11	11.45	50.56	74.00	23.44	peak
5	16504.7508	40.81	14.22	55.03	74.00	18.97	peak
6	17994.9992	36.88	18.60	55.48	74.00	18.52	peak

AV Result:

No.	Frequency	Reading Level	Correct Factor	Result	Limit	Margin	Remark
	[MHz]	[dBuV]	[dB/m]	[dBuV/m]	[dBuV/m]	[dB]	
1	16504.7508	30.45	14.22	44.67	54.00	9.33	AV
2	17994.9992	26.91	18.60	45.51	54.00	8.49	AV

- Remark: 1. Measurement = Reading Level + Correct Factor.
2. If Peak Result complies with AV limit, AV Result is deemed to comply with AV limit.
3. Test setup: RBW: 1 MHz, VBW: 3 MHz, Sweep time: auto.
4. Peak: Peak detector.
5. AVG: VBW refer to section 6.1.
6. For above 6.5GHz part, filter losses were only considered in the spurious frequency bands and the authorized band were not corrected for HPF losses. The proper operation of the transmitter prior to adding the filter to the measurement chain.
7. Only the worst case emission was recorded, if it complies with the limit, the other emissions deemed to comply with the limit.
8. Since non-restricted band peak emissions are less than the average limit, they also comply with the -27dBm/MHz (68.2dBuV/m) limit.

Test Mode	Channel	Polarization	Verdict
11AX20	5580	Horizontal	PASS



PK Result:

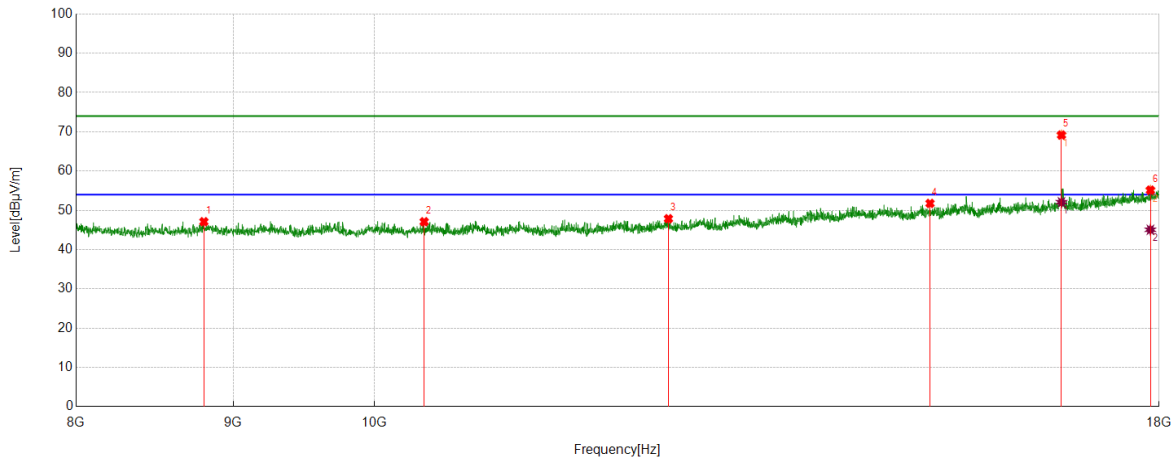
No.	Frequency	Reading Level	Correct Factor	Result	Limit	Margin	Remark
	[MHz]	[dBuV]	[dB/m]	[dBuV/m]	[dBuV/m]	[dB]	
1	8785.1309	43.70	3.34	47.04	74.00	26.96	peak
2	9788.6314	42.25	4.32	46.57	74.00	27.43	peak
3	12022.3371	40.81	6.62	47.43	74.00	26.57	peak
4	13150.8585	41.37	8.39	49.76	74.00	24.24	peak
5	16743.1239	39.76	15.09	54.85	74.00	19.15	peak
6	17939.99	36.41	18.63	55.04	74.00	18.96	peak

AV Result:

No.	Frequency	Reading Level	Correct Factor	Result	Limit	Margin	Remark
	[MHz]	[dBuV]	[dB/m]	[dBuV/m]	[dBuV/m]	[dB]	
1	16743.1239	28.32	15.09	43.41	54.00	10.59	AV
2	17939.99	26.44	18.63	45.07	54.00	8.93	AV

- Remark: 1. Measurement = Reading Level + Correct Factor.
 2. If Peak Result complies with AV limit, AV Result is deemed to comply with AV limit.
 3. Test setup: RBW: 1 MHz, VBW: 3 MHz, Sweep time: auto.
 4. Peak: Peak detector.
 5. AVG: VBW refer to section 6.1.
 6. For above 6.5GHz part, filter losses were only considered in the spurious frequency bands and the authorized band were not corrected for HPF losses. The proper operation of the transmitter prior to adding the filter to the measurement chain.
 7. Only the worst case emission was recorded, if it complies with the limit, the other emissions deemed to comply with the limit.
 8. Since non-restricted band peak emissions are less than the average limit, they also comply with the -27dBm/MHz (68.2dBuV/m) limit.

Test Mode	Channel	Polarization	Verdict
11AX20	5580	Vertical	PASS



PK Result:

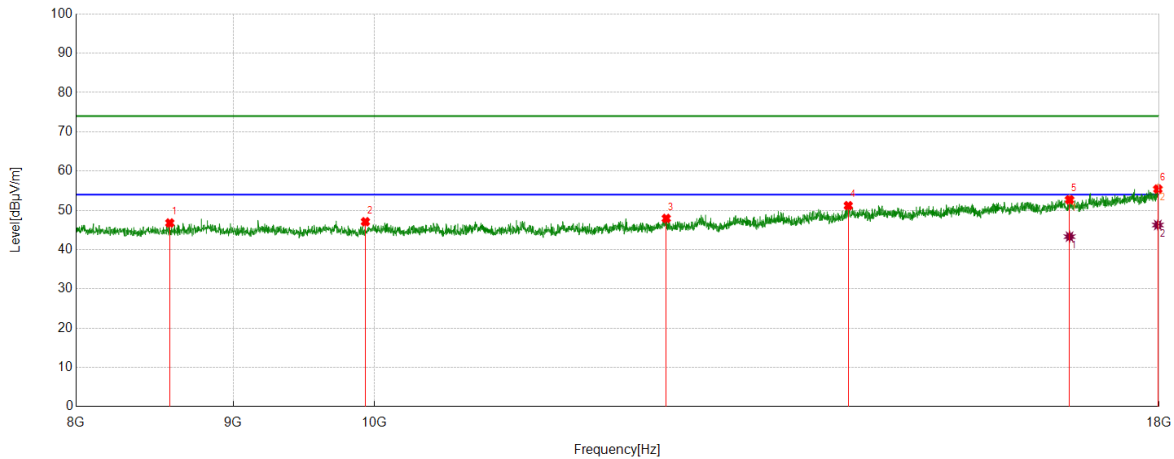
No.	Frequency	Reading Level	Correct Factor	Result	Limit	Margin	Remark
	[MHz]	[dBuV]	[dB/m]	[dBuV/m]	[dBuV/m]	[dB]	
1	8803.4672	43.36	3.74	47.10	74.00	26.90	peak
2	10382.0637	42.77	4.32	47.09	74.00	26.91	peak
3	12465.7443	40.91	6.95	47.86	74.00	26.14	peak
4	15162.8605	39.76	12.00	51.76	74.00	22.24	peak
5	16731.4552	54.08	15.09	69.17	74.00	4.83	peak
6	17883.3139	36.28	18.85	55.13	74.00	18.87	peak

AV Result:

No.	Frequency	Reading Level	Correct Factor	Result	Limit	Margin	Remark
	[MHz]	[dBuV]	[dB/m]	[dBuV/m]	[dBuV/m]	[dB]	
1	16731.4552	36.98	15.09	52.07	54.00	1.93	AV
2	17883.3139	26.20	18.85	45.05	54.00	8.95	AV

- Remark: 1. Measurement = Reading Level + Correct Factor.
 2. If Peak Result complies with AV limit, AV Result is deemed to comply with AV limit.
 3. Test setup: RBW: 1 MHz, VBW: 3 MHz, Sweep time: auto.
 4. Peak: Peak detector.
 5. AVG: VBW refer to section 6.1.
 6. For above 6.5GHz part, filter losses were only considered in the spurious frequency bands and the authorized band were not corrected for HPF losses. The proper operation of the transmitter prior to adding the filter to the measurement chain.
 7. Only the worst case emission was recorded, if it complies with the limit, the other emissions deemed to comply with the limit.
 8. Since non-restricted band peak emissions are less than the average limit, they also comply with the -27dBm/MHz (68.2dBuV/m) limit.

Test Mode	Channel	Polarization	Verdict
11AX20	5700	Horizontal	PASS



PK Result:

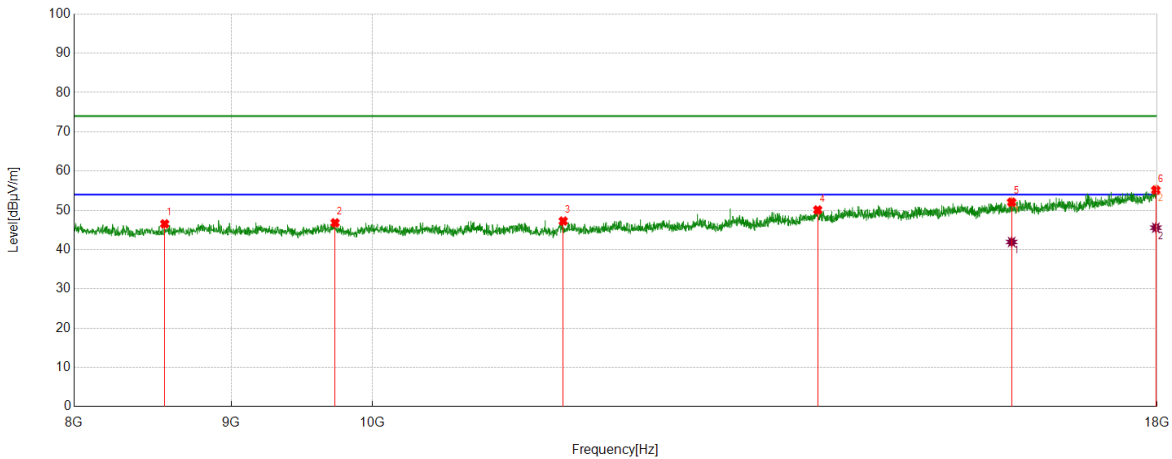
No.	Frequency	Reading Level	Correct Factor	Result	Limit	Margin	Remark
	[MHz]	[dBuV]	[dB/m]	[dBuV/m]	[dBuV/m]	[dB]	
1	8581.7636	43.65	3.13	46.78	74.00	27.22	peak
2	9935.3226	42.91	4.18	47.09	74.00	26.91	peak
3	12445.741	40.96	6.98	47.94	74.00	26.06	peak
4	14262.7105	39.72	11.47	51.19	74.00	22.81	peak
5	16833.1389	37.19	15.51	52.70	74.00	21.30	peak
6	17983.3306	36.82	18.60	55.42	74.00	18.58	peak

AV Result:

No.	Frequency	Reading Level	Correct Factor	Result	Limit	Margin	Remark
	[MHz]	[dBuV]	[dB/m]	[dBuV/m]	[dBuV/m]	[dB]	
1	16833.1389	27.79	15.51	43.30	54.00	10.70	AV
2	17983.3306	27.66	18.60	46.26	54.00	7.74	AV

- Remark: 1. Measurement = Reading Level + Correct Factor.
 2. If Peak Result complies with AV limit, AV Result is deemed to comply with AV limit.
 3. Test setup: RBW: 1 MHz, VBW: 3 MHz, Sweep time: auto.
 4. Peak: Peak detector.
 5. AVG: VBW refer to section 6.1.
 6. For above 6.5GHz part, filter losses were only considered in the spurious frequency bands and the authorized band were not corrected for HPF losses. The proper operation of the transmitter prior to adding the filter to the measurement chain.
 7. Only the worst case emission was recorded, if it complies with the limit, the other emissions deemed to comply with the limit.
 8. Since non-restricted band peak emissions are less than the average limit, they also comply with the -27dBm/MHz (68.2dBuV/m) limit.

Test Mode	Channel	Polarization	Verdict
11AX20	5700	Vertical	PASS



PK Result:

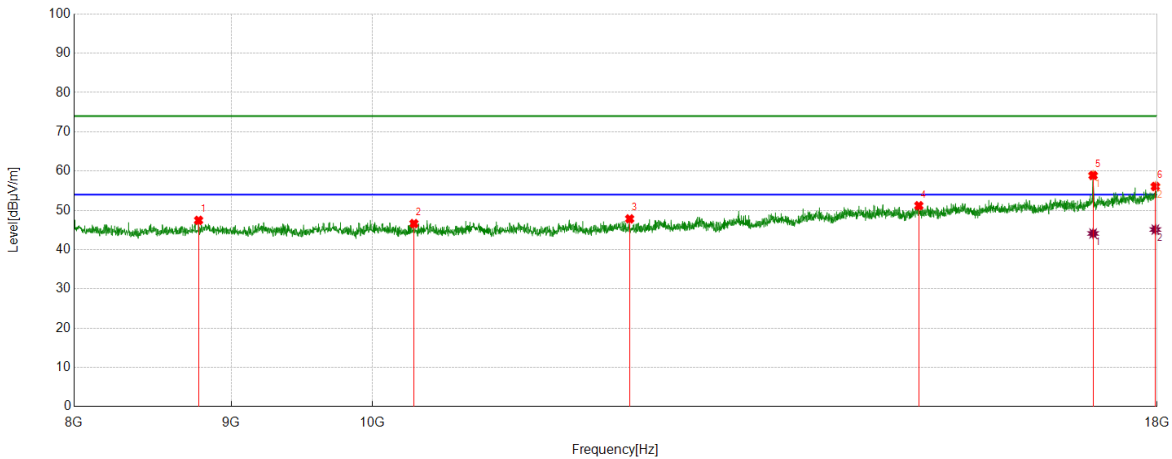
No.	Frequency	Reading Level	Correct Factor	Result	Limit	Margin	Remark
	[MHz]	[dBuV]	[dB/m]	[dBuV/m]	[dBuV/m]	[dB]	
1	8561.7603	43.46	3.09	46.55	74.00	27.45	peak
2	9726.9545	42.31	4.51	46.82	74.00	27.18	peak
3	11538.9232	41.18	6.09	47.27	74.00	26.73	peak
4	13960.9935	39.07	11.02	50.09	74.00	23.91	peak
5	16143.0238	38.43	13.65	52.08	74.00	21.92	peak
6	17983.3306	36.57	18.60	55.17	74.00	18.83	peak

AV Result:

No.	Frequency	Reading Level	Correct Factor	Result	Limit	Margin	Remark
	[MHz]	[dBuV]	[dB/m]	[dBuV/m]	[dBuV/m]	[dB]	
1	16143.0238	28.29	13.65	41.94	54.00	12.06	AV
2	17983.3306	26.98	18.60	45.58	54.00	8.42	AV

- Remark: 1. Measurement = Reading Level + Correct Factor.
 2. If Peak Result complies with AV limit, AV Result is deemed to comply with AV limit.
 3. Test setup: RBW: 1 MHz, VBW: 3 MHz, Sweep time: auto.
 4. Peak: Peak detector.
 5. AVG: VBW refer to section 6.1.
 6. For above 6.5GHz part, filter losses were only considered in the spurious frequency bands and the authorized band were not corrected for HPF losses. The proper operation of the transmitter prior to adding the filter to the measurement chain.
 7. Only the worst case emission was recorded, if it complies with the limit, the other emissions deemed to comply with the limit.
 8. Since non-restricted band peak emissions are less than the average limit, they also comply with the -27dBm/MHz (68.2dBuV/m) limit.

Test Mode	Channel	Polarization	Verdict
11AX20	5720	Horizontal	PASS



PK Result:

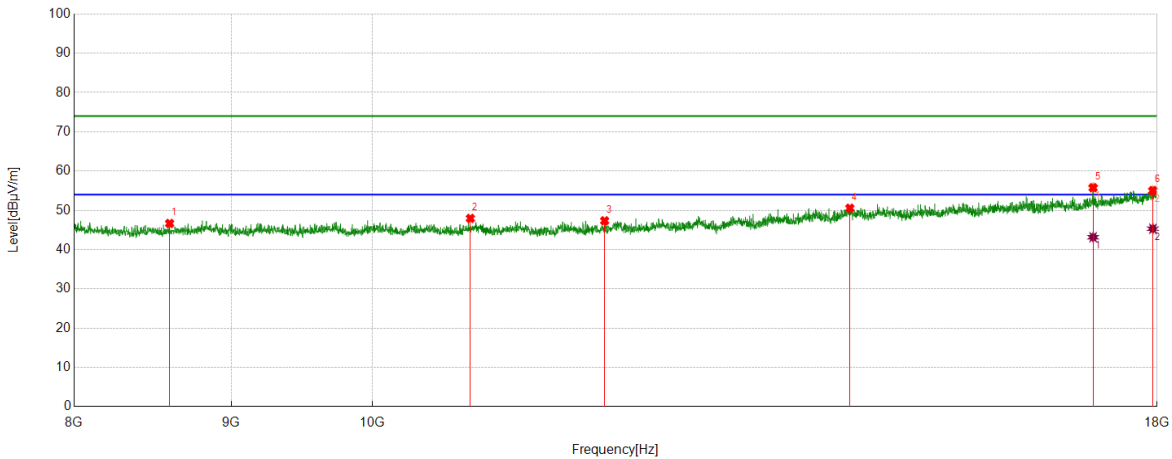
No.	Frequency	Reading Level	Correct Factor	Result	Limit	Margin	Remark
	[MHz]	[dBuV]	[dB/m]	[dBuV/m]	[dBuV/m]	[dB]	
1	8781.797	44.14	3.31	47.45	74.00	26.55	peak
2	10318.7198	42.39	4.23	46.62	74.00	27.38	peak
3	12127.3546	40.92	6.91	47.83	74.00	26.17	peak
4	15059.5099	38.88	12.30	51.18	74.00	22.82	peak
5	17158.193	43.24	15.65	58.89	74.00	15.11	peak
6	17976.6628	37.42	18.66	56.08	74.00	17.92	peak

AV Result:

No.	Frequency	Reading Level	Correct Factor	Result	Limit	Margin	Remark
	[MHz]	[dBuV]	[dB/m]	[dBuV/m]	[dBuV/m]	[dB]	
1	17158.193	28.45	15.65	44.10	54.00	9.90	AV
2	17976.6628	26.44	18.66	45.10	54.00	8.90	AV

- Remark: 1. Measurement = Reading Level + Correct Factor.
 2. If Peak Result complies with AV limit, AV Result is deemed to comply with AV limit.
 3. Test setup: RBW: 1 MHz, VBW: 3 MHz, Sweep time: auto.
 4. Peak: Peak detector.
 5. AVG: VBW refer to section 6.1.
 6. For above 6.5GHz part, filter losses were only considered in the spurious frequency bands and the authorized band were not corrected for HPF losses. The proper operation of the transmitter prior to adding the filter to the measurement chain.
 7. Only the worst case emission was recorded, if it complies with the limit, the other emissions deemed to comply with the limit.
 8. Since non-restricted band peak emissions are less than the average limit, they also comply with the -27dBm/MHz (68.2dBuV/m) limit.

Test Mode	Channel	Polarization	Verdict
11AX20	5720	Vertical	PASS



PK Result:

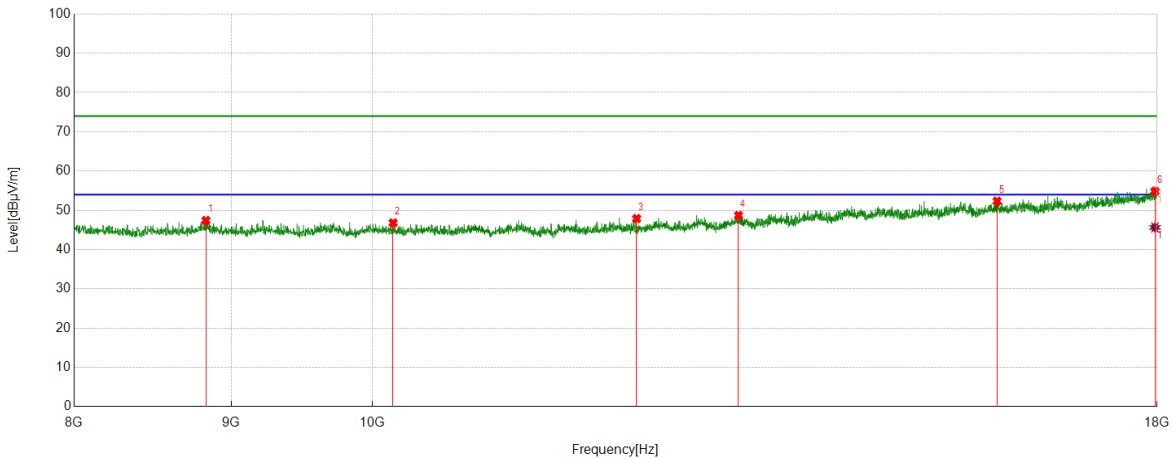
No.	Frequency	Reading Level	Correct Factor	Result	Limit	Margin	Remark
	[MHz]	[dBuV]	[dB/m]	[dBuV/m]	[dBuV/m]	[dB]	
1	8593.4322	43.66	3.00	46.66	74.00	27.34	peak
2	10763.794	43.53	4.42	47.95	74.00	26.05	peak
3	11902.3171	41.05	6.29	47.34	74.00	26.66	peak
4	14301.0502	39.18	11.37	50.55	74.00	23.45	peak
5	17158.193	40.12	15.65	55.77	74.00	18.23	peak
6	17943.3239	36.52	18.52	55.04	74.00	18.96	peak

AV Result:

No.	Frequency	Reading Level	Correct Factor	Result	Limit	Margin	Remark
	[MHz]	[dBuV]	[dB/m]	[dBuV/m]	[dBuV/m]	[dB]	
1	17158.193	27.50	15.65	43.15	54.00	10.85	AV
2	17943.3239	26.80	18.52	45.32	54.00	8.68	AV

- Remark: 1. Measurement = Reading Level + Correct Factor.
 2. If Peak Result complies with AV limit, AV Result is deemed to comply with AV limit.
 3. Test setup: RBW: 1 MHz, VBW: 3 MHz, Sweep time: auto.
 4. Peak: Peak detector.
 5. AVG: VBW refer to section 6.1.
 6. For above 6.5GHz part, filter losses were only considered in the spurious frequency bands and the authorized band were not corrected for HPF losses. The proper operation of the transmitter prior to adding the filter to the measurement chain.
 7. Only the worst case emission was recorded, if it complies with the limit, the other emissions deemed to comply with the limit.
 8. Since non-restricted band peak emissions are less than the average limit, they also comply with the -27dBm/MHz (68.2dBuV/m) limit.

Test Mode	Channel	Polarization	Verdict
11AX20	5745	Horizontal	PASS



PK Result:

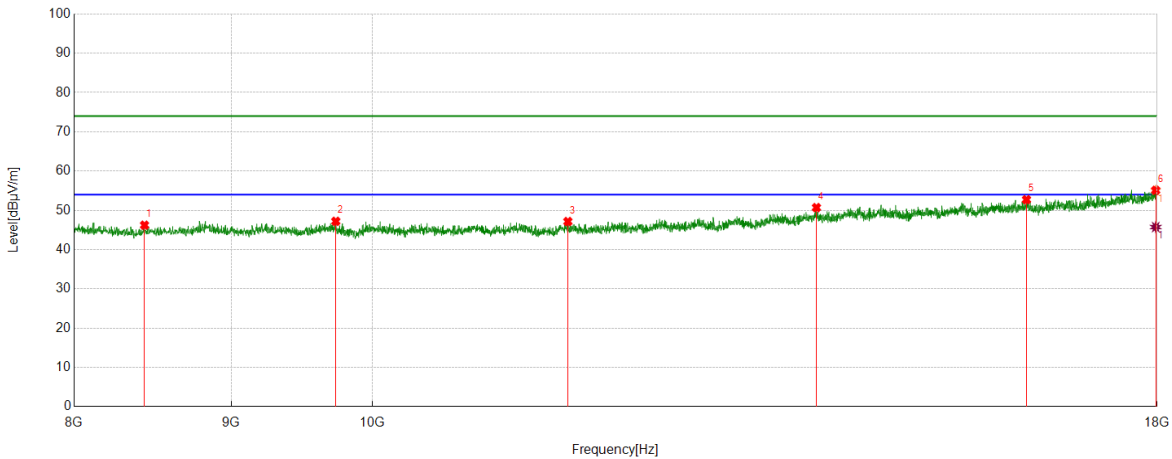
No.	Frequency	Reading Level	Correct Factor	Result	Limit	Margin	Remark
	[MHz]	[dBuV]	[dB/m]	[dBuV/m]	[dBuV/m]	[dB]	
1	8830.1384	43.65	3.75	47.40	74.00	26.60	peak
2	10158.6931	42.69	4.11	46.80	74.00	27.20	peak
3	12190.6984	41.19	6.70	47.89	74.00	26.11	peak
4	13157.5263	40.27	8.42	48.69	74.00	25.31	peak
5	15967.9947	38.65	13.69	52.34	74.00	21.66	peak
6	17971.6619	36.17	18.68	54.85	74.00	19.15	peak

AV Result:

No.	Frequency	Reading Level	Correct Factor	Result	Limit	Margin	Remark
	[MHz]	[dBuV]	[dB/m]	[dBuV/m]	[dBuV/m]	[dB]	
1	17971.6619	26.96	18.68	45.64	54.00	8.36	AV

- Remark: 1. Measurement = Reading Level + Correct Factor.
 2. If Peak Result complies with AV limit, AV Result is deemed to comply with AV limit.
 3. Test setup: RBW: 1 MHz, VBW: 3 MHz, Sweep time: auto.
 4. Peak: Peak detector.
 5. AVG: VBW refer to section 6.1.
 6. For above 6.5GHz part, filter losses were only considered in the spurious frequency bands and the authorized band were not corrected for HPF losses. The proper operation of the transmitter prior to adding the filter to the measurement chain.
 7. Only the worst case emission was recorded, if it complies with the limit, the other emissions deemed to comply with the limit.
 8. Since non-restricted band peak emissions are less than the average limit, they also comply with the -27dBm/MHz (68.2dBuV/m) limit.

Test Mode	Channel	Polarization	Verdict
11AX20	5745	Vertical	PASS



PK Result:

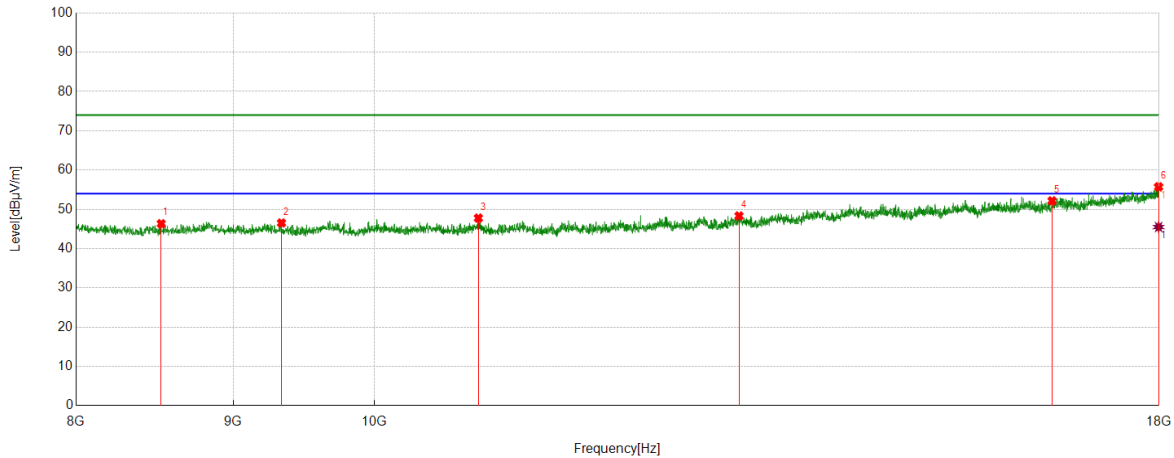
No.	Frequency	Reading Level	Correct Factor	Result	Limit	Margin	Remark
	[MHz]	[dBuV]	[dB/m]	[dBuV/m]	[dBuV/m]	[dB]	
1	8433.4056	43.24	2.98	46.22	74.00	27.78	peak
2	9731.9553	42.73	4.47	47.20	74.00	26.80	peak
3	11578.9298	41.57	5.58	47.15	74.00	26.85	peak
4	13947.6579	39.68	11.02	50.70	74.00	23.30	peak
5	16323.0538	38.81	13.91	52.72	74.00	21.28	peak
6	17981.6636	36.48	18.62	55.10	74.00	18.90	peak

AV Result:

No.	Frequency	Reading Level	Correct Factor	Result	Limit	Margin	Remark
	[MHz]	[dBuV]	[dB/m]	[dBuV/m]	[dBuV/m]	[dB]	
1	17981.6636	27.11	18.62	45.73	54.00	8.27	AV

- Remark: 1. Measurement = Reading Level + Correct Factor.
 2. If Peak Result complies with AV limit, AV Result is deemed to comply with AV limit.
 3. Test setup: RBW: 1 MHz, VBW: 3 MHz, Sweep time: auto.
 4. Peak: Peak detector.
 5. AVG: VBW refer to section 6.1.
 6. For above 6.5GHz part, filter losses were only considered in the spurious frequency bands and the authorized band were not corrected for HPF losses. The proper operation of the transmitter prior to adding the filter to the measurement chain.
 7. Only the worst case emission was recorded, if it complies with the limit, the other emissions deemed to comply with the limit.
 8. Since non-restricted band peak emissions are less than the average limit, they also comply with the -27dBm/MHz (68.2dBuV/m) limit.

Test Mode	Channel	Polarization	Verdict
11AX20	5785	Horizontal	PASS



PK Result:

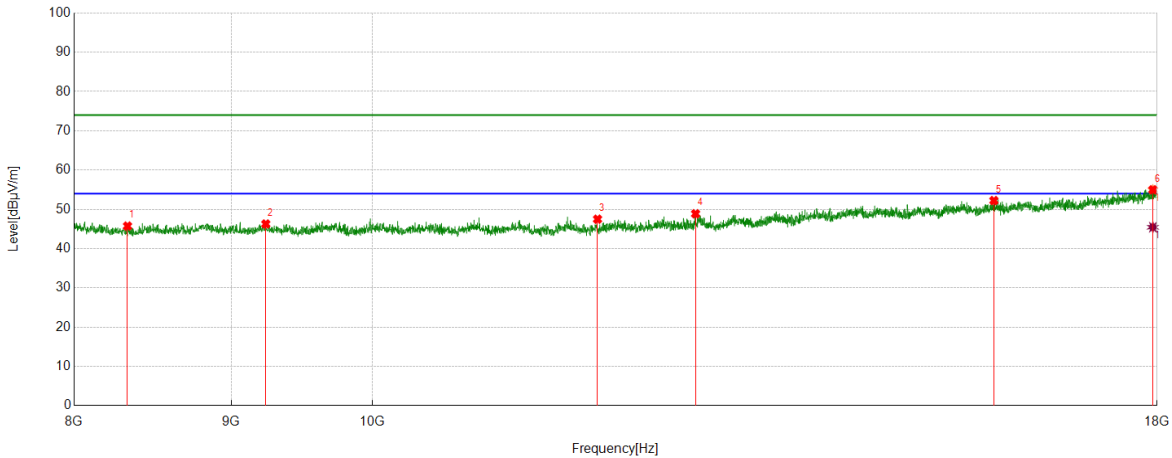
No.	Frequency	Reading Level	Correct Factor	Result	Limit	Margin	Remark
	[MHz]	[dBuV]	[dB/m]	[dBuV/m]	[dBuV/m]	[dB]	
1	8526.7545	43.48	2.86	46.34	74.00	27.66	peak
2	9330.2217	42.93	3.60	46.53	74.00	27.47	peak
3	10812.1354	43.07	4.70	47.77	74.00	26.23	peak
4	13142.5238	39.98	8.34	48.32	74.00	25.68	peak
5	16613.1022	37.38	14.78	52.16	74.00	21.84	peak
6	17993.3322	37.15	18.58	55.73	74.00	18.27	peak

AV Result:

No.	Frequency	Reading Level	Correct Factor	Result	Limit	Margin	Remark
	[MHz]	[dBuV]	[dB/m]	[dBuV/m]	[dBuV/m]	[dB]	
1	17993.3322	26.92	18.58	45.50	54.00	8.50	AV

- Remark: 1. Measurement = Reading Level + Correct Factor.
 2. If Peak Result complies with AV limit, AV Result is deemed to comply with AV limit.
 3. Test setup: RBW: 1 MHz, VBW: 3 MHz, Sweep time: auto.
 4. Peak: Peak detector.
 5. AVG: VBW refer to section 6.1.
 6. For above 6.5GHz part, filter losses were only considered in the spurious frequency bands and the authorized band were not corrected for HPF losses. The proper operation of the transmitter prior to adding the filter to the measurement chain.
 7. Only the worst case emission was recorded, if it complies with the limit, the other emissions deemed to comply with the limit.
 8. Since non-restricted band peak emissions are less than the average limit, they also comply with the -27dBm/MHz (68.2dBuV/m) limit.

Test Mode	Channel	Polarization	Verdict
11AX20	5785	Vertical	PASS



PK Result:

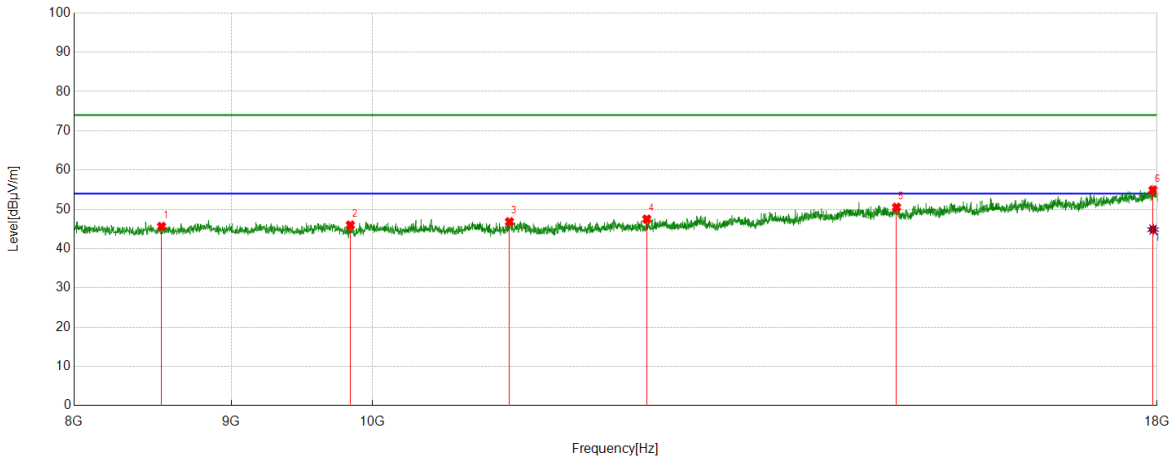
No.	Frequency	Reading Level	Correct Factor	Result	Limit	Margin	Remark
	[MHz]	[dBuV]	[dB/m]	[dBuV/m]	[dBuV/m]	[dB]	
1	8326.7211	42.86	2.88	45.74	74.00	28.26	peak
2	9235.2059	42.87	3.40	46.27	74.00	27.73	peak
3	11838.9732	41.22	6.27	47.49	74.00	26.51	peak
4	12740.7901	41.49	7.38	48.87	74.00	25.13	peak
5	15929.6549	38.87	13.36	52.23	74.00	21.77	peak
6	17943.3239	36.46	18.52	54.98	74.00	19.02	peak

AV Result:

No.	Frequency	Reading Level	Correct Factor	Result	Limit	Margin	Remark
	[MHz]	[dBuV]	[dB/m]	[dBuV/m]	[dBuV/m]	[dB]	
1	17943.3239	26.92	18.52	45.44	54.00	8.56	AV

- Remark: 1. Measurement = Reading Level + Correct Factor.
 2. If Peak Result complies with AV limit, AV Result is deemed to comply with AV limit.
 3. Test setup: RBW: 1 MHz, VBW: 3 MHz, Sweep time: auto.
 4. Peak: Peak detector.
 5. AVG: VBW refer to section 6.1.
 6. For above 6.5GHz part, filter losses were only considered in the spurious frequency bands and the authorized band were not corrected for HPF losses. The proper operation of the transmitter prior to adding the filter to the measurement chain.
 7. Only the worst case emission was recorded, if it complies with the limit, the other emissions deemed to comply with the limit.
 8. Since non-restricted band peak emissions are less than the average limit, they also comply with the -27dBm/MHz (68.2dBuV/m) limit.

Test Mode	Channel	Polarization	Verdict
11AX20	5825	Horizontal	PASS



PK Result:

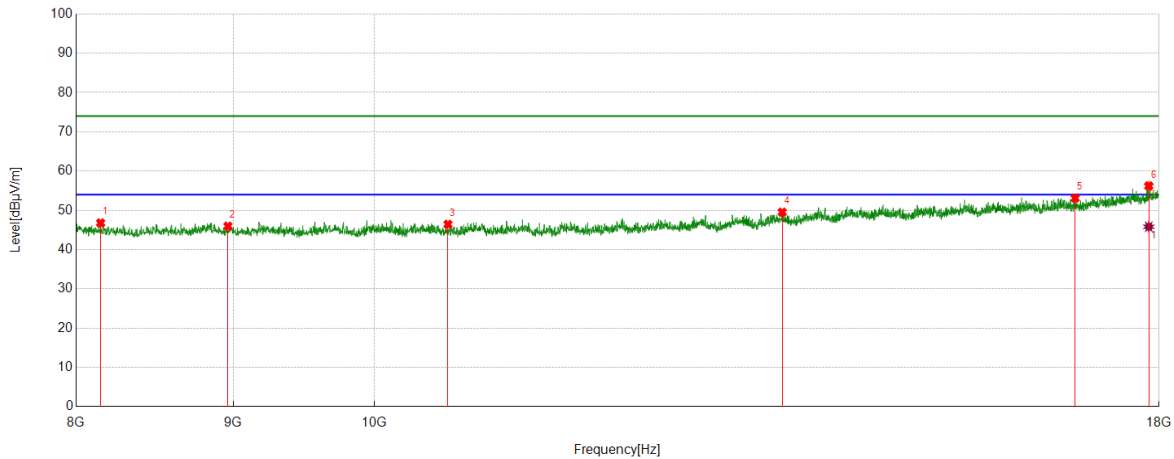
No.	Frequency	Reading Level	Correct Factor	Result	Limit	Margin	Remark
	[MHz]	[dBuV]	[dB/m]	[dBuV/m]	[dBuV/m]	[dB]	
1	8541.757	42.79	2.85	45.64	74.00	28.36	peak
2	9838.6398	42.02	3.97	45.99	74.00	28.01	peak
3	11083.8473	41.56	5.28	46.84	74.00	27.16	peak
4	12284.0473	40.70	6.80	47.50	74.00	26.50	peak
5	14809.4682	39.02	11.50	50.52	74.00	23.48	peak
6	17946.6578	36.49	18.41	54.90	74.00	19.10	peak

AV Result:

No.	Frequency	Reading Level	Correct Factor	Result	Limit	Margin	Remark
	[MHz]	[dBuV]	[dB/m]	[dBuV/m]	[dBuV/m]	[dB]	
1	17946.6578	26.45	18.41	44.86	54.00	9.14	AV

- Remark: 1. Measurement = Reading Level + Correct Factor.
 2. If Peak Result complies with AV limit, AV Result is deemed to comply with AV limit.
 3. Test setup: RBW: 1 MHz, VBW: 3 MHz, Sweep time: auto.
 4. Peak: Peak detector.
 5. AVG: VBW refer to section 6.1.
 6. For above 6.5GHz part, filter losses were only considered in the spurious frequency bands and the authorized band were not corrected for HPF losses. The proper operation of the transmitter prior to adding the filter to the measurement chain.
 7. Only the worst case emission was recorded, if it complies with the limit, the other emissions deemed to comply with the limit.
 8. Since non-restricted band peak emissions are less than the average limit, they also comply with the -27dBm/MHz (68.2dBuV/m) limit.

Test Mode	Channel	Polarization	Verdict
11AX20	5825	Vertical	PASS



PK Result:

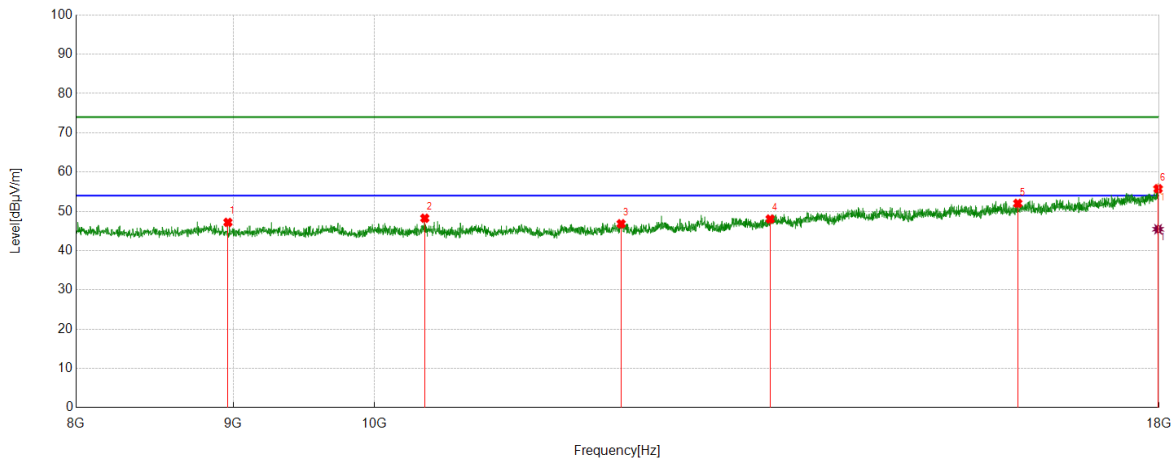
No.	Frequency	Reading Level	Correct Factor	Result	Limit	Margin	Remark
	[MHz]	[dBuV]	[dB/m]	[dBuV/m]	[dBuV/m]	[dB]	
1	8148.3581	43.21	3.58	46.79	74.00	27.21	peak
2	8963.4939	43.01	2.96	45.97	74.00	28.03	peak
3	10568.7615	41.81	4.63	46.44	74.00	27.56	peak
4	13574.2624	40.10	9.43	49.53	74.00	24.47	peak
5	16903.1505	36.92	16.18	53.10	74.00	20.90	peak
6	17861.6436	37.34	18.87	56.21	74.00	17.79	peak

AV Result:

No.	Frequency	Reading Level	Correct Factor	Result	Limit	Margin	Remark
	[MHz]	[dBuV]	[dB/m]	[dBuV/m]	[dBuV/m]	[dB]	
1	17861.6436	26.95	18.87	45.82	54.00	8.18	AV

- Remark: 1. Measurement = Reading Level + Correct Factor.
 2. If Peak Result complies with AV limit, AV Result is deemed to comply with AV limit.
 3. Test setup: RBW: 1 MHz, VBW: 3 MHz, Sweep time: auto.
 4. Peak: Peak detector.
 5. AVG: VBW refer to section 6.1.
 6. For above 6.5GHz part, filter losses were only considered in the spurious frequency bands and the authorized band were not corrected for HPF losses. The proper operation of the transmitter prior to adding the filter to the measurement chain.
 7. Only the worst case emission was recorded, if it complies with the limit, the other emissions deemed to comply with the limit.
 8. Since non-restricted band peak emissions are less than the average limit, they also comply with the -27dBm/MHz (68.2dBuV/m) limit.

Test Mode	Channel	Polarization	Verdict
11AX40	5190	Horizontal	PASS



PK Result:

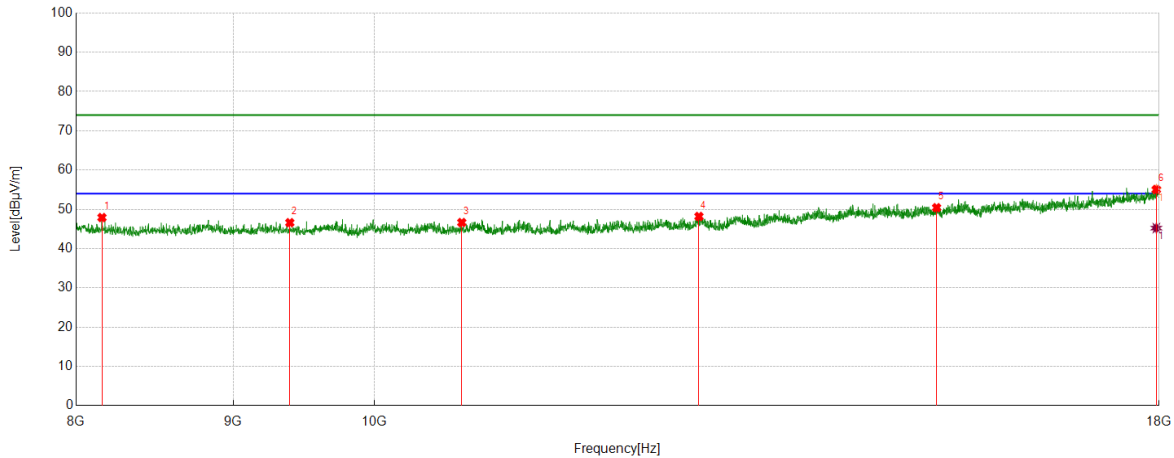
No.	Frequency	Reading Level	Correct Factor	Result	Limit	Margin	Remark
	[MHz]	[dBuV]	[dB/m]	[dBuV/m]	[dBuV/m]	[dB]	
1	8963.4939	44.23	2.96	47.19	74.00	26.81	peak
2	10387.0645	44.13	4.11	48.24	74.00	25.76	peak
3	12032.3387	40.00	6.83	46.83	74.00	27.17	peak
4	13452.5754	39.17	8.87	48.04	74.00	25.96	peak
5	16193.0322	38.10	13.92	52.02	74.00	21.98	peak
6	17986.6644	37.19	18.57	55.76	74.00	18.24	peak

AV Result:

No.	Frequency	Reading Level	Correct Factor	Result	Limit	Margin	Remark
	[MHz]	[dBuV]	[dB/m]	[dBuV/m]	[dBuV/m]	[dB]	
1	17986.6644	26.87	18.57	45.44	54.00	8.56	AV

- Remark: 1. Measurement = Reading Level + Correct Factor.
 2. If Peak Result complies with AV limit, AV Result is deemed to comply with AV limit.
 3. Test setup: RBW: 1 MHz, VBW: 3 MHz, Sweep time: auto.
 4. Peak: Peak detector.
 5. AVG: VBW refer to section 6.1.
 6. For above 6.5GHz part, filter losses were only considered in the spurious frequency bands and the authorized band were not corrected for HPF losses. The proper operation of the transmitter prior to adding the filter to the measurement chain.
 7. Only the worst case emission was recorded, if it complies with the limit, the other emissions deemed to comply with the limit.
 8. Since non-restricted band peak emissions are less than the average limit, they also comply with the -27dBm/MHz (68.2dBuV/m) limit.

Test Mode	Channel	Polarization	Verdict
11AX40	5190	Vertical	PASS



PK Result:

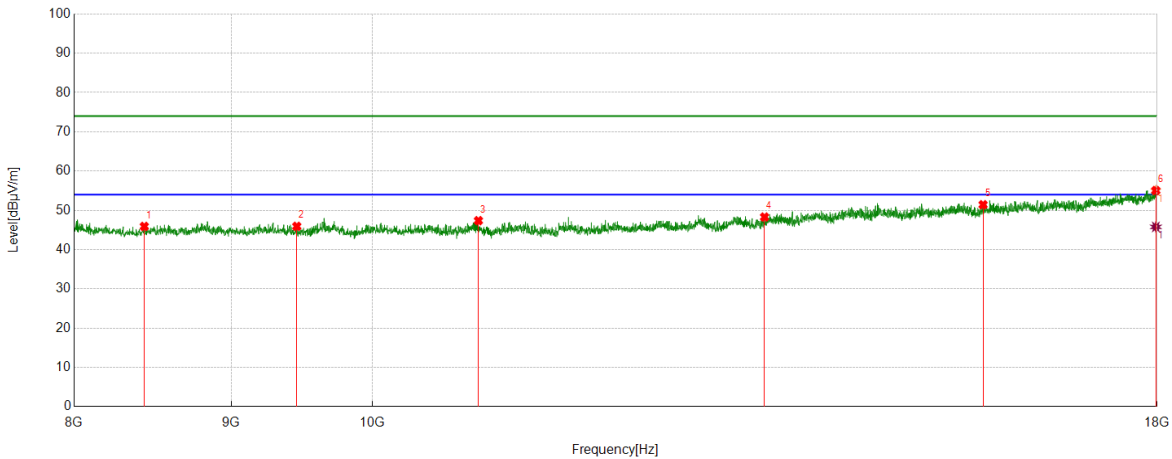
No.	Frequency	Reading Level	Correct Factor	Result	Limit	Margin	Remark
	[MHz]	[dBuV]	[dB/m]	[dBuV/m]	[dBuV/m]	[dB]	
1	8156.6928	44.46	3.45	47.91	74.00	26.09	peak
2	9388.5648	42.52	4.08	46.60	74.00	27.40	peak
3	10678.7798	42.18	4.46	46.64	74.00	27.36	peak
4	12754.1257	40.71	7.47	48.18	74.00	25.82	peak
5	15237.873	37.66	12.75	50.41	74.00	23.59	peak
6	17963.3272	36.53	18.52	55.05	74.00	18.95	peak

AV Result:

No.	Frequency	Reading Level	Correct Factor	Result	Limit	Margin	Remark
	[MHz]	[dBuV]	[dB/m]	[dBuV/m]	[dBuV/m]	[dB]	
1	17963.3272	26.70	18.52	45.22	54.00	8.78	AV

- Remark: 1. Measurement = Reading Level + Correct Factor.
 2. If Peak Result complies with AV limit, AV Result is deemed to comply with AV limit.
 3. Test setup: RBW: 1 MHz, VBW: 3 MHz, Sweep time: auto.
 4. Peak: Peak detector.
 5. AVG: VBW refer to section 6.1.
 6. For above 6.5GHz part, filter losses were only considered in the spurious frequency bands and the authorized band were not corrected for HPF losses. The proper operation of the transmitter prior to adding the filter to the measurement chain.
 7. Only the worst case emission was recorded, if it complies with the limit, the other emissions deemed to comply with the limit.
 8. Since non-restricted band peak emissions are less than the average limit, they also comply with the -27dBm/MHz (68.2dBuV/m) limit.

Test Mode	Channel	Polarization	Verdict
11AX40	5230	Horizontal	PASS



PK Result:

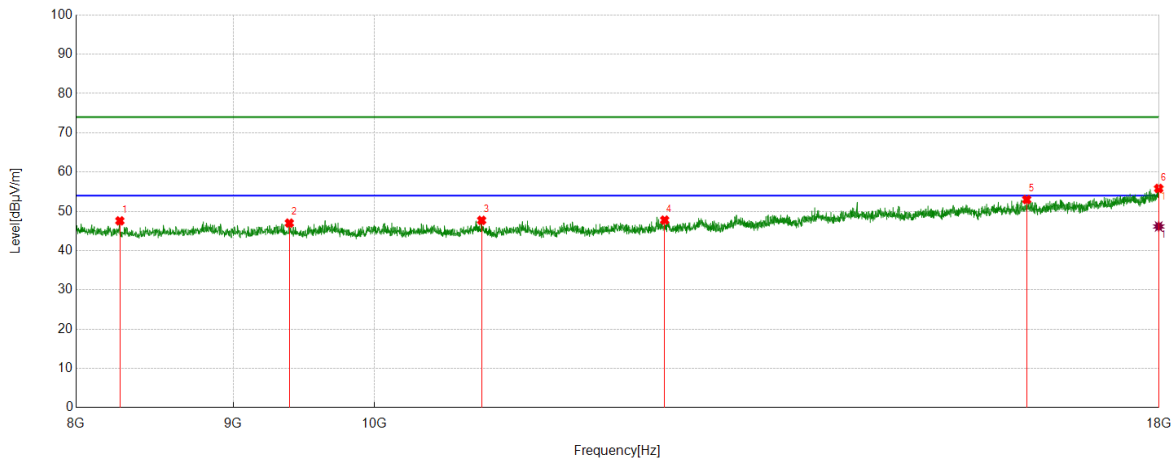
No.	Frequency	Reading Level	Correct Factor	Result	Limit	Margin	Remark
	[MHz]	[dBuV]	[dB/m]	[dBuV/m]	[dBuV/m]	[dB]	
1	8431.7386	42.95	2.95	45.90	74.00	28.10	peak
2	9451.9087	42.39	3.53	45.92	74.00	28.08	peak
3	10828.8048	42.74	4.63	47.37	74.00	26.63	peak
4	13415.9026	39.57	8.72	48.29	74.00	25.71	peak
5	15801.3002	37.97	13.46	51.43	74.00	22.57	peak
6	17983.3306	36.44	18.60	55.04	74.00	18.96	peak

AV Result:

No.	Frequency	Reading Level	Correct Factor	Result	Limit	Margin	Remark
	[MHz]	[dBuV]	[dB/m]	[dBuV/m]	[dBuV/m]	[dB]	
1	17983.3306	27.18	18.60	45.78	54.00	8.22	AV

- Remark: 1. Measurement = Reading Level + Correct Factor.
 2. If Peak Result complies with AV limit, AV Result is deemed to comply with AV limit.
 3. Test setup: RBW: 1 MHz, VBW: 3 MHz, Sweep time: auto.
 4. Peak: Peak detector.
 5. AVG: VBW refer to section 6.1.
 6. For above 6.5GHz part, filter losses were only considered in the spurious frequency bands and the authorized band were not corrected for HPF losses. The proper operation of the transmitter prior to adding the filter to the measurement chain.
 7. Only the worst case emission was recorded, if it complies with the limit, the other emissions deemed to comply with the limit.
 8. Since non-restricted band peak emissions are less than the average limit, they also comply with the -27dBm/MHz (68.2dBuV/m) limit.

Test Mode	Channel	Polarization	Verdict
11AX40	5230	Vertical	PASS



PK Result:

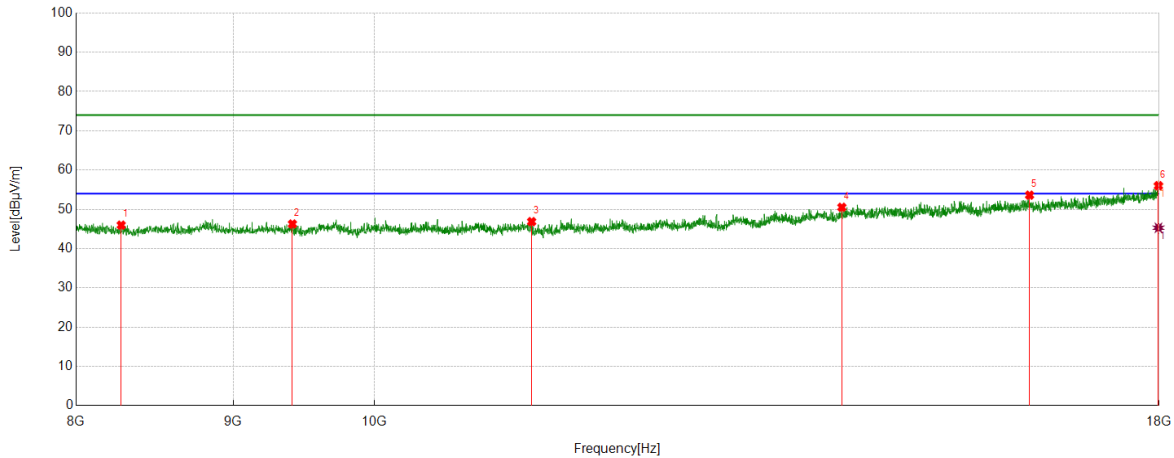
No.	Frequency	Reading Level	Correct Factor	Result	Limit	Margin	Remark
	[MHz]	[dBuV]	[dB/m]	[dBuV/m]	[dBuV/m]	[dB]	
1	8266.7111	44.42	3.16	47.58	74.00	26.42	peak
2	9385.2309	43.00	4.00	47.00	74.00	27.00	peak
3	10838.8065	42.75	4.95	47.70	74.00	26.30	peak
4	12430.7385	40.72	7.05	47.77	74.00	26.23	peak
5	16301.3836	39.20	13.79	52.99	74.00	21.01	peak
6	17994.9992	37.22	18.60	55.82	74.00	18.18	peak

AV Result:

No.	Frequency	Reading Level	Correct Factor	Result	Limit	Margin	Remark
	[MHz]	[dBuV]	[dB/m]	[dBuV/m]	[dBuV/m]	[dB]	
1	17994.9992	27.54	18.60	46.14	54.00	7.86	AV

- Remark: 1. Measurement = Reading Level + Correct Factor.
 2. If Peak Result complies with AV limit, AV Result is deemed to comply with AV limit.
 3. Test setup: RBW: 1 MHz, VBW: 3 MHz, Sweep time: auto.
 4. Peak: Peak detector.
 5. AVG: VBW refer to section 6.1.
 6. For above 6.5GHz part, filter losses were only considered in the spurious frequency bands and the authorized band were not corrected for HPF losses. The proper operation of the transmitter prior to adding the filter to the measurement chain.
 7. Only the worst case emission was recorded, if it complies with the limit, the other emissions deemed to comply with the limit.
 8. Since non-restricted band peak emissions are less than the average limit, they also comply with the -27dBm/MHz (68.2dBuV/m) limit.

Test Mode	Channel	Polarization	Verdict
11AX40	5270	Horizontal	PASS



PK Result:

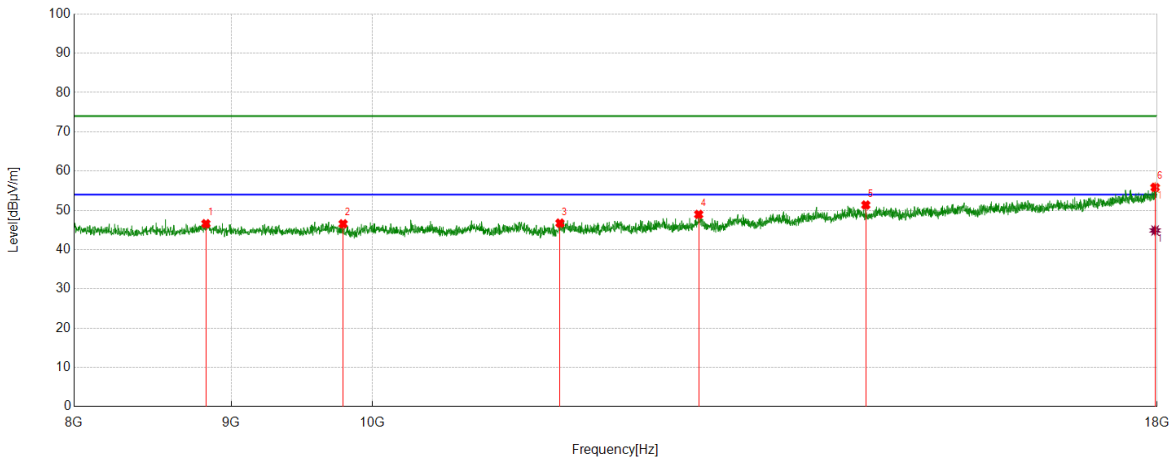
No.	Frequency	Reading Level	Correct Factor	Result	Limit	Margin	Remark
	[MHz]	[dBuV]	[dB/m]	[dBuV/m]	[dBuV/m]	[dB]	
1	8275.0458	42.99	2.98	45.97	74.00	28.03	peak
2	9406.9012	42.61	3.65	46.26	74.00	27.74	peak
3	11252.2087	41.62	5.24	46.86	74.00	27.14	peak
4	14194.3657	39.19	11.32	50.51	74.00	23.49	peak
5	16336.3894	39.65	13.96	53.61	74.00	20.39	peak
6	17991.6653	37.46	18.55	56.01	74.00	17.99	peak

AV Result:

No.	Frequency	Reading Level	Correct Factor	Result	Limit	Margin	Remark
	[MHz]	[dBuV]	[dB/m]	[dBuV/m]	[dBuV/m]	[dB]	
1	17991.6653	26.75	18.55	45.30	54.00	8.70	AV

- Remark: 1. Measurement = Reading Level + Correct Factor.
 2. If Peak Result complies with AV limit, AV Result is deemed to comply with AV limit.
 3. Test setup: RBW: 1 MHz, VBW: 3 MHz, Sweep time: auto.
 4. Peak: Peak detector.
 5. AVG: VBW refer to section 6.1.
 6. For above 6.5GHz part, filter losses were only considered in the spurious frequency bands and the authorized band were not corrected for HPF losses. The proper operation of the transmitter prior to adding the filter to the measurement chain.
 7. Only the worst case emission was recorded, if it complies with the limit, the other emissions deemed to comply with the limit.
 8. Since non-restricted band peak emissions are less than the average limit, they also comply with the -27dBm/MHz (68.2dBuV/m) limit.

Test Mode	Channel	Polarization	Verdict
11AX40	5270	Vertical	PASS



PK Result:

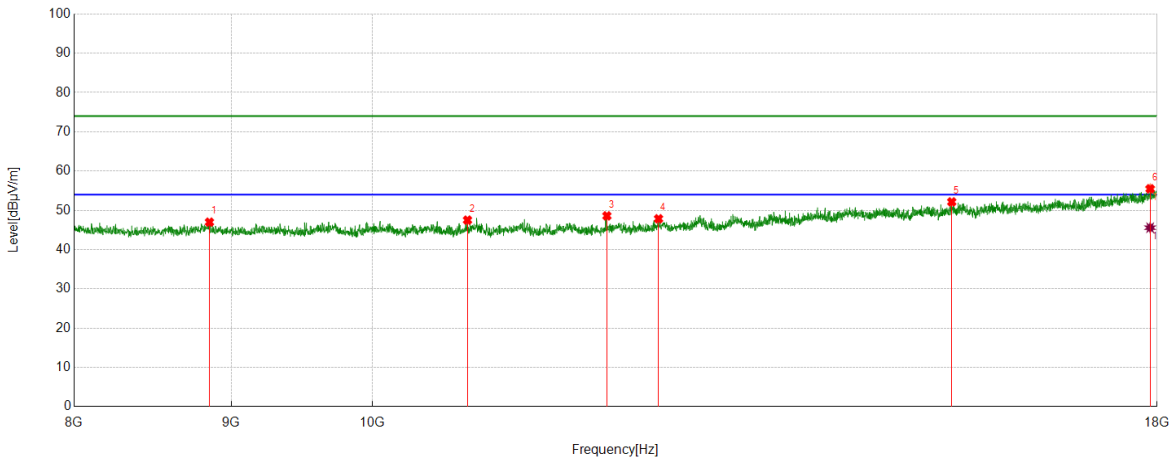
No.	Frequency	Reading Level	Correct Factor	Result	Limit	Margin	Remark
	[MHz]	[dBuV]	[dB/m]	[dBuV/m]	[dBuV/m]	[dB]	
1	8830.1384	42.84	3.75	46.59	74.00	27.41	peak
2	9785.2976	42.28	4.27	46.55	74.00	27.45	peak
3	11510.5851	40.18	6.56	46.74	74.00	27.26	peak
4	12770.7951	41.26	7.70	48.96	74.00	25.04	peak
5	14472.7455	39.98	11.37	51.35	74.00	22.65	peak
6	17973.3289	37.18	18.67	55.85	74.00	18.15	peak

AV Result:

No.	Frequency	Reading Level	Correct Factor	Result	Limit	Margin	Remark
	[MHz]	[dBuV]	[dB/m]	[dBuV/m]	[dBuV/m]	[dB]	
1	17973.3289	26.20	18.67	44.87	54.00	9.13	AV

- Remark: 1. Measurement = Reading Level + Correct Factor.
 2. If Peak Result complies with AV limit, AV Result is deemed to comply with AV limit.
 3. Test setup: RBW: 1 MHz, VBW: 3 MHz, Sweep time: auto.
 4. Peak: Peak detector.
 5. AVG: VBW refer to section 6.1.
 6. For above 6.5GHz part, filter losses were only considered in the spurious frequency bands and the authorized band were not corrected for HPF losses. The proper operation of the transmitter prior to adding the filter to the measurement chain.
 7. Only the worst case emission was recorded, if it complies with the limit, the other emissions deemed to comply with the limit.
 8. Since non-restricted band peak emissions are less than the average limit, they also comply with the -27dBm/MHz (68.2dBuV/m) limit.

Test Mode	Channel	Polarization	Verdict
11AX40	5310	Horizontal	PASS



PK Result:

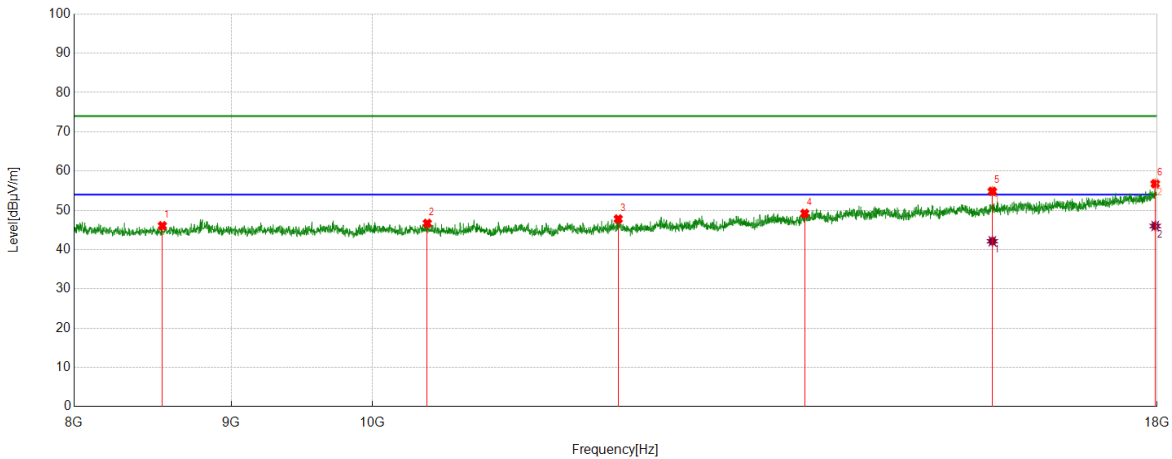
No.	Frequency	Reading Level	Correct Factor	Result	Limit	Margin	Remark
	[MHz]	[dBuV]	[dB/m]	[dBuV/m]	[dBuV/m]	[dB]	
1	8853.4756	43.25	3.74	46.99	74.00	27.01	peak
2	10740.4567	42.92	4.59	47.51	74.00	26.49	peak
3	11922.3204	42.54	6.05	48.59	74.00	25.41	peak
4	12392.3987	40.84	7.01	47.85	74.00	26.15	peak
5	15434.5724	39.28	12.87	52.15	74.00	21.85	peak
6	17906.6511	36.61	18.88	55.49	74.00	18.51	peak

AV Result:

No.	Frequency	Reading Level	Correct Factor	Result	Limit	Margin	Remark
	[MHz]	[dBuV]	[dB/m]	[dBuV/m]	[dBuV/m]	[dB]	
1	17906.6511	26.70	18.88	45.58	54.00	8.42	AV

- Remark: 1. Measurement = Reading Level + Correct Factor.
 2. If Peak Result complies with AV limit, AV Result is deemed to comply with AV limit.
 3. Test setup: RBW: 1 MHz, VBW: 3 MHz, Sweep time: auto.
 4. Peak: Peak detector.
 5. AVG: VBW refer to section 6.1.
 6. For above 6.5GHz part, filter losses were only considered in the spurious frequency bands and the authorized band were not corrected for HPF losses. The proper operation of the transmitter prior to adding the filter to the measurement chain.
 7. Only the worst case emission was recorded, if it complies with the limit, the other emissions deemed to comply with the limit.
 8. Since non-restricted band peak emissions are less than the average limit, they also comply with the -27dBm/MHz (68.2dBuV/m) limit.

Test Mode	Channel	Polarization	Verdict
11AX40	5310	Vertical	PASS



PK Result:

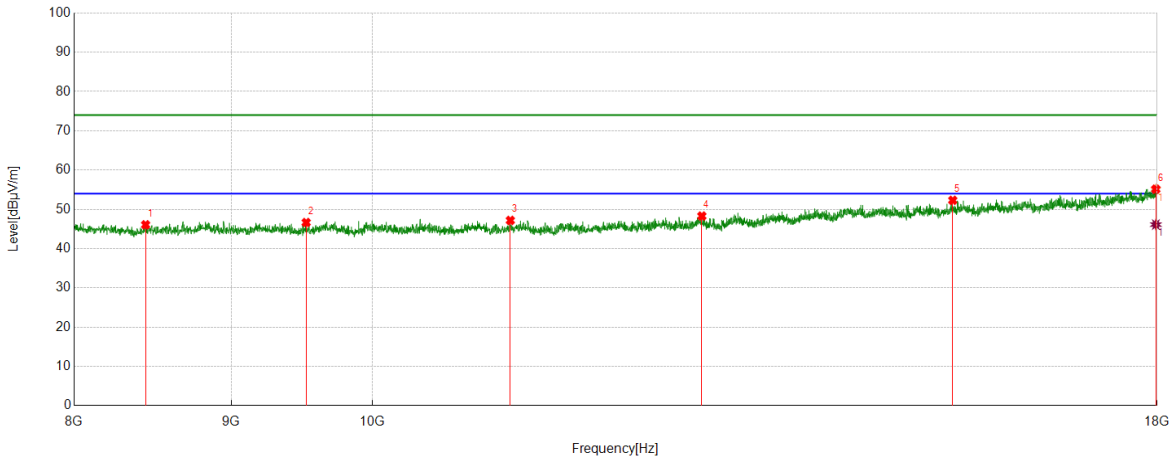
No.	Frequency	Reading Level	Correct Factor	Result	Limit	Margin	Remark
	[MHz]	[dBuV]	[dB/m]	[dBuV/m]	[dBuV/m]	[dB]	
1	8546.7578	43.20	2.87	46.07	74.00	27.93	peak
2	10422.0703	42.24	4.45	46.69	74.00	27.31	peak
3	12024.004	41.14	6.66	47.80	74.00	26.20	peak
4	13825.971	38.77	10.45	49.22	74.00	24.78	peak
5	15911.3186	41.29	13.55	54.84	74.00	19.16	peak
6	17974.9958	38.11	18.66	56.77	74.00	17.23	peak

AV Result:

No.	Frequency	Reading Level	Correct Factor	Result	Limit	Margin	Remark
	[MHz]	[dBuV]	[dB/m]	[dBuV/m]	[dBuV/m]	[dB]	
1	15911.3186	28.58	13.55	42.13	54.00	11.87	AV
2	17974.9958	27.35	18.66	46.01	54.00	7.99	AV

- Remark: 1. Measurement = Reading Level + Correct Factor.
 2. If Peak Result complies with AV limit, AV Result is deemed to comply with AV limit.
 3. Test setup: RBW: 1 MHz, VBW: 3 MHz, Sweep time: auto.
 4. Peak: Peak detector.
 5. AVG: VBW refer to section 6.1.
 6. For above 6.5GHz part, filter losses were only considered in the spurious frequency bands and the authorized band were not corrected for HPF losses. The proper operation of the transmitter prior to adding the filter to the measurement chain.
 7. Only the worst case emission was recorded, if it complies with the limit, the other emissions deemed to comply with the limit.
 8. Since non-restricted band peak emissions are less than the average limit, they also comply with the -27dBm/MHz (68.2dBuV/m) limit.

Test Mode	Channel	Polarization	Verdict
11AX40	5510	Horizontal	PASS



PK Result:

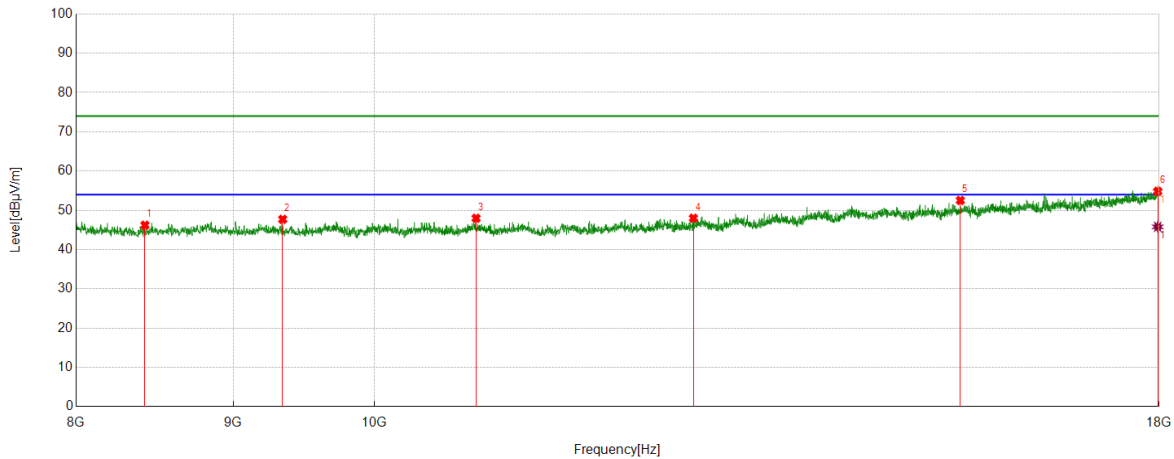
No.	Frequency	Reading Level	Correct Factor	Result	Limit	Margin	Remark
	[MHz]	[dBuV]	[dB/m]	[dBuV/m]	[dBuV/m]	[dB]	
1	8440.0733	42.97	3.09	46.06	74.00	27.94	peak
2	9518.5864	42.78	3.87	46.65	74.00	27.35	peak
3	11090.5151	41.82	5.36	47.18	74.00	26.82	peak
4	12800.8001	40.99	7.30	48.29	74.00	25.71	peak
5	15446.241	39.24	13.06	52.30	74.00	21.70	peak
6	17983.3306	36.53	18.60	55.13	74.00	18.87	peak

AV Result:

No.	Frequency	Reading Level	Correct Factor	Result	Limit	Margin	Remark
	[MHz]	[dBuV]	[dB/m]	[dBuV/m]	[dBuV/m]	[dB]	
1	17983.3306	27.52	18.60	46.12	54.00	7.88	AV

- Remark: 1. Measurement = Reading Level + Correct Factor.
 2. If Peak Result complies with AV limit, AV Result is deemed to comply with AV limit.
 3. Test setup: RBW: 1 MHz, VBW: 3 MHz, Sweep time: auto.
 4. Peak: Peak detector.
 5. AVG: VBW refer to section 6.1.
 6. For above 6.5GHz part, filter losses were only considered in the spurious frequency bands and the authorized band were not corrected for HPF losses. The proper operation of the transmitter prior to adding the filter to the measurement chain.
 7. Only the worst case emission was recorded, if it complies with the limit, the other emissions deemed to comply with the limit.
 8. Since non-restricted band peak emissions are less than the average limit, they also comply with the -27dBm/MHz (68.2dBuV/m) limit.

Test Mode	Channel	Polarization	Verdict
11AX40	5510	Vertical	PASS



PK Result:

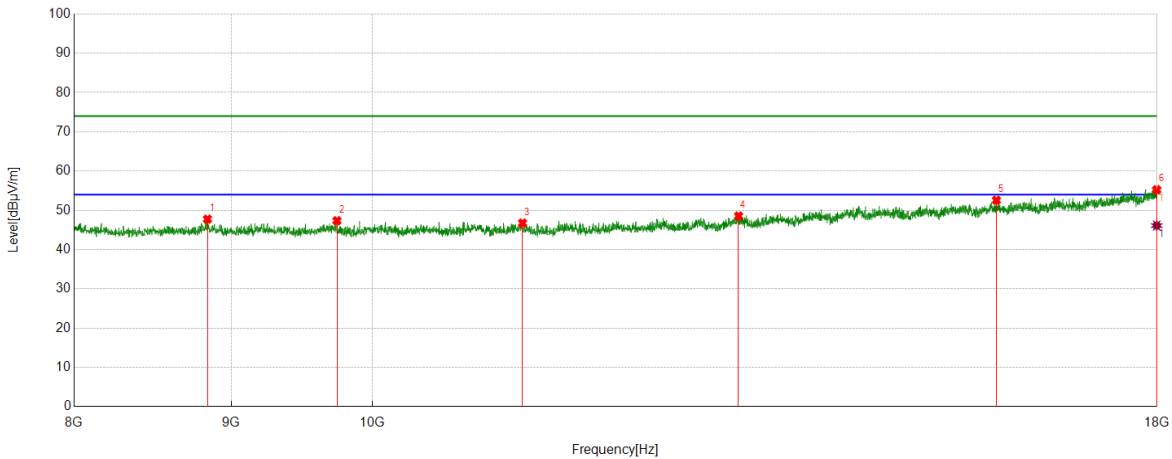
No.	Frequency	Reading Level	Correct Factor	Result	Limit	Margin	Remark
	[MHz]	[dBuV]	[dB/m]	[dBuV/m]	[dBuV/m]	[dB]	
1	8423.4039	43.36	2.86	46.22	74.00	27.78	peak
2	9338.5564	44.25	3.46	47.71	74.00	26.29	peak
3	10793.799	43.10	4.88	47.98	74.00	26.02	peak
4	12700.7835	40.87	7.12	47.99	74.00	26.01	peak
5	15511.2519	39.70	12.82	52.52	74.00	21.48	peak
6	17981.6636	36.23	18.62	54.85	74.00	19.15	peak

AV Result:

No.	Frequency	Reading Level	Correct Factor	Result	Limit	Margin	Remark
	[MHz]	[dBuV]	[dB/m]	[dBuV/m]	[dBuV/m]	[dB]	
1	17981.6636	27.18	18.62	45.80	54.00	8.20	AV

- Remark: 1. Measurement = Reading Level + Correct Factor.
 2. If Peak Result complies with AV limit, AV Result is deemed to comply with AV limit.
 3. Test setup: RBW: 1 MHz, VBW: 3 MHz, Sweep time: auto.
 4. Peak: Peak detector.
 5. AVG: VBW refer to section 6.1.
 6. For above 6.5GHz part, filter losses were only considered in the spurious frequency bands and the authorized band were not corrected for HPF losses. The proper operation of the transmitter prior to adding the filter to the measurement chain.
 7. Only the worst case emission was recorded, if it complies with the limit, the other emissions deemed to comply with the limit.
 8. Since non-restricted band peak emissions are less than the average limit, they also comply with the -27dBm/MHz (68.2dBuV/m) limit.

Test Mode	Channel	Polarization	Verdict
11AX40	5550	Horizontal	PASS



PK Result:

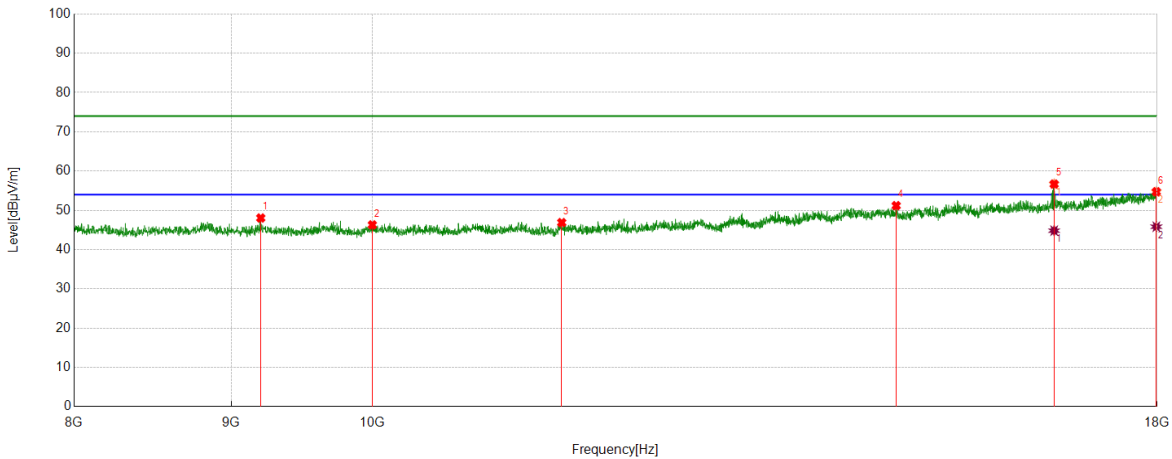
No.	Frequency	Reading Level	Correct Factor	Result	Limit	Margin	Remark
	[MHz]	[dBuV]	[dB/m]	[dBuV/m]	[dBuV/m]	[dB]	
1	8840.14	44.12	3.63	47.75	74.00	26.25	peak
2	9740.29	42.84	4.52	47.36	74.00	26.64	peak
3	11192.1987	41.41	5.34	46.75	74.00	27.25	peak
4	13157.5263	40.12	8.42	48.54	74.00	25.46	peak
5	15959.6599	38.51	14.05	52.56	74.00	21.44	peak
6	17994.9992	36.63	18.60	55.23	74.00	18.77	peak

AV Result:

No.	Frequency	Reading Level	Correct Factor	Result	Limit	Margin	Remark
	[MHz]	[dBuV]	[dB/m]	[dBuV/m]	[dBuV/m]	[dB]	
1	17994.9992	27.52	18.60	46.12	54.00	7.88	AV

- Remark: 1. Measurement = Reading Level + Correct Factor.
 2. If Peak Result complies with AV limit, AV Result is deemed to comply with AV limit.
 3. Test setup: RBW: 1 MHz, VBW: 3 MHz, Sweep time: auto.
 4. Peak: Peak detector.
 5. AVG: VBW refer to section 6.1.
 6. For above 6.5GHz part, filter losses were only considered in the spurious frequency bands and the authorized band were not corrected for HPF losses. The proper operation of the transmitter prior to adding the filter to the measurement chain.
 7. Only the worst case emission was recorded, if it complies with the limit, the other emissions deemed to comply with the limit.
 8. Since non-restricted band peak emissions are less than the average limit, they also comply with the -27dBm/MHz (68.2dBuV/m) limit.

Test Mode	Channel	Polarization	Verdict
11AX40	5550	Vertical	PASS



PK Result:

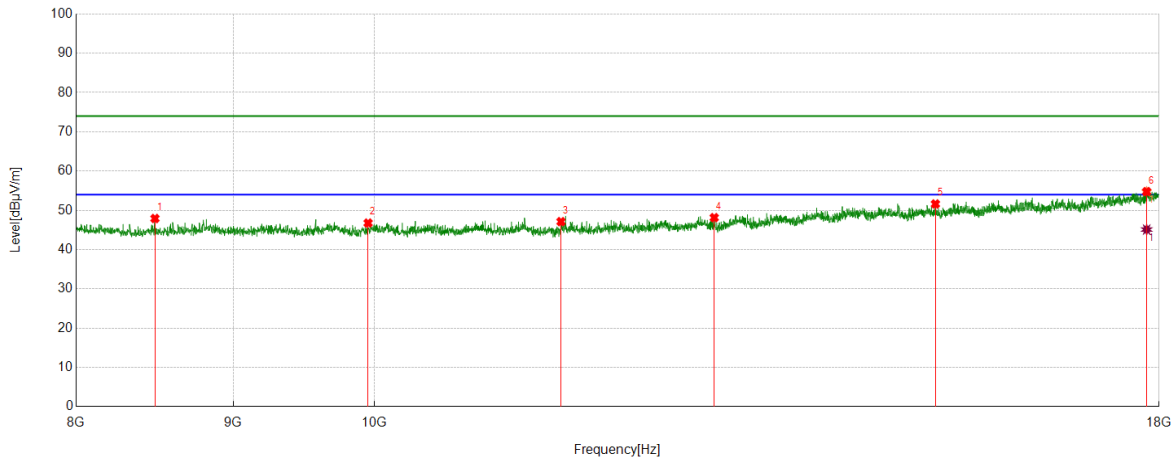
No.	Frequency	Reading Level	Correct Factor	Result	Limit	Margin	Remark
	[MHz]	[dBuV]	[dB/m]	[dBuV/m]	[dBuV/m]	[dB]	
1	9200.2	44.44	3.61	48.05	74.00	25.95	peak
2	10002.0003	42.23	4.06	46.29	74.00	27.71	peak
3	11525.5876	40.63	6.25	46.88	74.00	27.12	peak
4	14806.1344	39.73	11.46	51.19	74.00	22.81	peak
5	16664.7775	42.09	14.59	56.68	74.00	17.32	peak
6	17989.9983	36.20	18.53	54.73	74.00	19.27	peak

AV Result:

No.	Frequency	Reading Level	Correct Factor	Result	Limit	Margin	Remark
	[MHz]	[dBuV]	[dB/m]	[dBuV/m]	[dBuV/m]	[dB]	
1	16664.7775	30.23	14.59	44.82	54.00	9.18	AV
2	17989.9983	27.30	18.53	45.83	54.00	8.17	AV

- Remark: 1. Measurement = Reading Level + Correct Factor.
 2. If Peak Result complies with AV limit, AV Result is deemed to comply with AV limit.
 3. Test setup: RBW: 1 MHz, VBW: 3 MHz, Sweep time: auto.
 4. Peak: Peak detector.
 5. AVG: VBW refer to section 6.1.
 6. For above 6.5GHz part, filter losses were only considered in the spurious frequency bands and the authorized band were not corrected for HPF losses. The proper operation of the transmitter prior to adding the filter to the measurement chain.
 7. Only the worst case emission was recorded, if it complies with the limit, the other emissions deemed to comply with the limit.
 8. Since non-restricted band peak emissions are less than the average limit, they also comply with the -27dBm/MHz (68.2dBuV/m) limit.

Test Mode	Channel	Polarization	Verdict
11AX40	5670	Horizontal	PASS



PK Result:

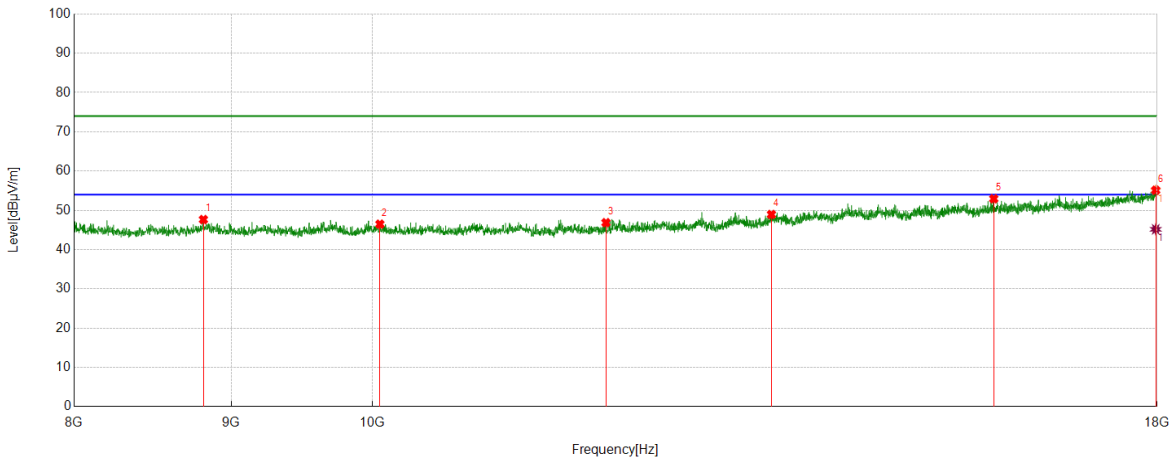
No.	Frequency	Reading Level	Correct Factor	Result	Limit	Margin	Remark
	[MHz]	[dBuV]	[dB/m]	[dBuV/m]	[dBuV/m]	[dB]	
1	8486.7478	44.90	3.02	47.92	74.00	26.08	peak
2	9955.3259	42.41	4.35	46.76	74.00	27.24	peak
3	11502.2504	40.87	6.25	47.12	74.00	26.88	peak
4	12900.8168	40.43	7.71	48.14	74.00	25.86	peak
5	15224.5374	39.21	12.41	51.62	74.00	22.38	peak
6	17833.3056	36.63	18.13	54.76	74.00	19.24	peak

AV Result:

No.	Frequency	Reading Level	Correct Factor	Result	Limit	Margin	Remark
	[MHz]	[dBuV]	[dB/m]	[dBuV/m]	[dBuV/m]	[dB]	
1	17833.3056	26.97	18.13	45.10	54.00	8.90	AV

- Remark: 1. Measurement = Reading Level + Correct Factor.
 2. If Peak Result complies with AV limit, AV Result is deemed to comply with AV limit.
 3. Test setup: RBW: 1 MHz, VBW: 3 MHz, Sweep time: auto.
 4. Peak: Peak detector.
 5. AVG: VBW refer to section 6.1.
 6. For above 6.5GHz part, filter losses were only considered in the spurious frequency bands and the authorized band were not corrected for HPF losses. The proper operation of the transmitter prior to adding the filter to the measurement chain.
 7. Only the worst case emission was recorded, if it complies with the limit, the other emissions deemed to comply with the limit.
 8. Since non-restricted band peak emissions are less than the average limit, they also comply with the -27dBm/MHz (68.2dBuV/m) limit.

Test Mode	Channel	Polarization	Verdict
11AX40	5670	Vertical	PASS



PK Result:

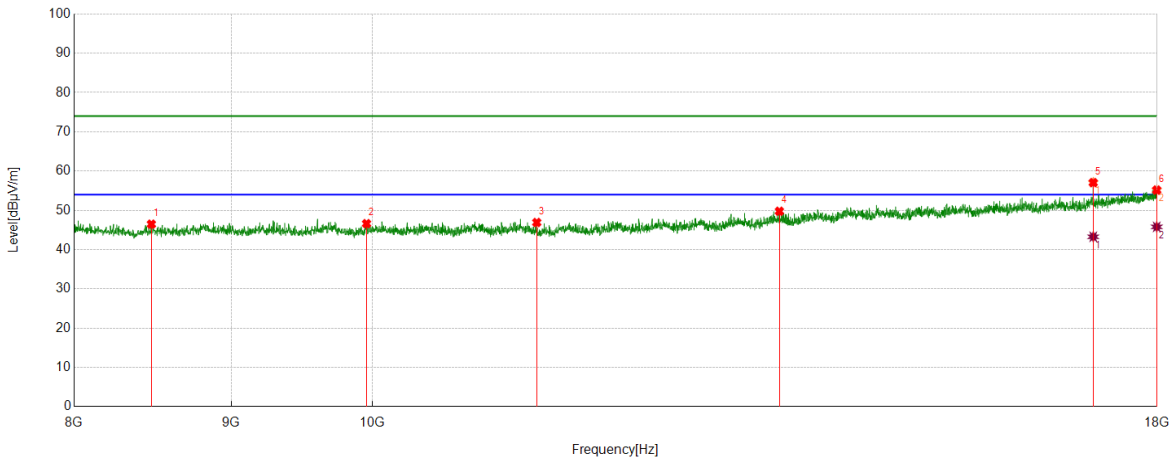
No.	Frequency	Reading Level	Correct Factor	Result	Limit	Margin	Remark
	[MHz]	[dBuV]	[dB/m]	[dBuV/m]	[dBuV/m]	[dB]	
1	8813.4689	43.80	3.85	47.65	74.00	26.35	peak
2	10058.6764	41.92	4.56	46.48	74.00	27.52	peak
3	11913.9857	40.63	6.23	46.86	74.00	27.14	peak
4	13485.9143	39.86	9.09	48.95	74.00	25.05	peak
5	15927.988	39.64	13.30	52.94	74.00	21.06	peak
6	17981.6636	36.50	18.62	55.12	74.00	18.88	peak

AV Result:

No.	Frequency	Reading Level	Correct Factor	Result	Limit	Margin	Remark
	[MHz]	[dBuV]	[dB/m]	[dBuV/m]	[dBuV/m]	[dB]	
1	17981.6636	26.55	18.62	45.17	54.00	8.83	AV

- Remark: 1. Measurement = Reading Level + Correct Factor.
 2. If Peak Result complies with AV limit, AV Result is deemed to comply with AV limit.
 3. Test setup: RBW: 1 MHz, VBW: 3 MHz, Sweep time: auto.
 4. Peak: Peak detector.
 5. AVG: VBW refer to section 6.1.
 6. For above 6.5GHz part, filter losses were only considered in the spurious frequency bands and the authorized band were not corrected for HPF losses. The proper operation of the transmitter prior to adding the filter to the measurement chain.
 7. Only the worst case emission was recorded, if it complies with the limit, the other emissions deemed to comply with the limit.
 8. Since non-restricted band peak emissions are less than the average limit, they also comply with the -27dBm/MHz (68.2dBuV/m) limit.

Test Mode	Channel	Polarization	Verdict
11AX40	5710	Horizontal	PASS



PK Result:

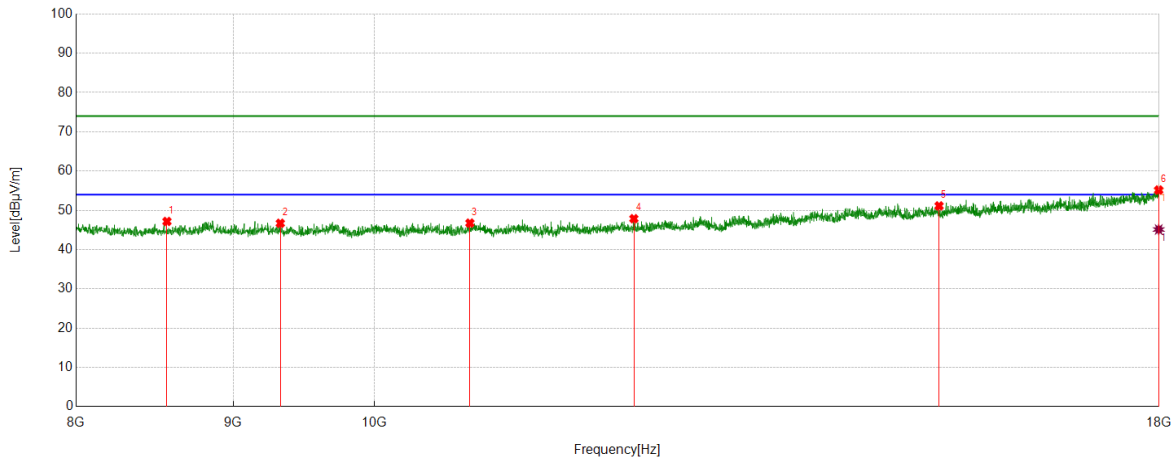
No.	Frequency	Reading Level	Correct Factor	Result	Limit	Margin	Remark
	[MHz]	[dBuV]	[dB/m]	[dBuV/m]	[dBuV/m]	[dB]	
1	8476.7461	43.39	3.09	46.48	74.00	27.52	peak
2	9958.6598	42.15	4.46	46.61	74.00	27.39	peak
3	11312.2187	41.52	5.39	46.91	74.00	27.09	peak
4	13565.9277	40.46	9.31	49.77	74.00	24.23	peak
5	17159.86	41.45	15.61	57.06	74.00	16.94	peak
6	17994.9992	36.56	18.60	55.16	74.00	18.84	peak

AV Result:

No.	Frequency	Reading Level	Correct Factor	Result	Limit	Margin	Remark
	[MHz]	[dBuV]	[dB/m]	[dBuV/m]	[dBuV/m]	[dB]	
1	17159.86	27.66	15.61	43.27	54.00	10.73	AV
2	17994.9992	27.19	18.60	45.79	54.00	8.21	AV

- Remark: 1. Measurement = Reading Level + Correct Factor.
 2. If Peak Result complies with AV limit, AV Result is deemed to comply with AV limit.
 3. Test setup: RBW: 1 MHz, VBW: 3 MHz, Sweep time: auto.
 4. Peak: Peak detector.
 5. AVG: VBW refer to section 6.1.
 6. For above 6.5GHz part, filter losses were only considered in the spurious frequency bands and the authorized band were not corrected for HPF losses. The proper operation of the transmitter prior to adding the filter to the measurement chain.
 7. Only the worst case emission was recorded, if it complies with the limit, the other emissions deemed to comply with the limit.
 8. Since non-restricted band peak emissions are less than the average limit, they also comply with the -27dBm/MHz (68.2dBuV/m) limit.

Test Mode	Channel	Polarization	Verdict
11AX40	5710	Vertical	PASS



PK Result:

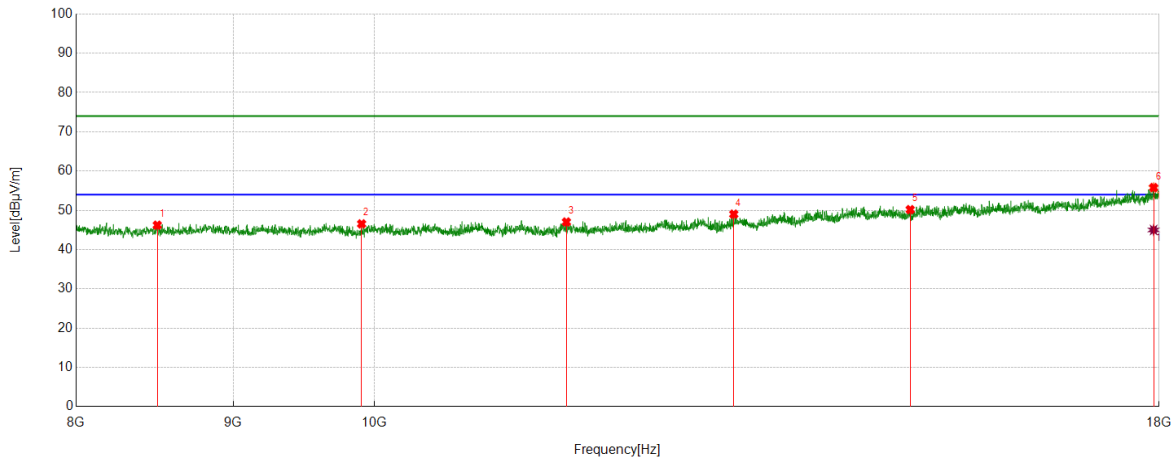
No.	Frequency	Reading Level	Correct Factor	Result	Limit	Margin	Remark
	[MHz]	[dBuV]	[dB/m]	[dBuV/m]	[dBuV/m]	[dB]	
1	8563.4272	44.10	3.07	47.17	74.00	26.83	peak
2	9321.887	42.98	3.72	46.70	74.00	27.30	peak
3	10743.7906	42.13	4.62	46.75	74.00	27.25	peak
4	12147.3579	41.21	6.66	47.87	74.00	26.13	peak
5	15266.211	37.82	13.31	51.13	74.00	22.87	peak
6	17994.9992	36.56	18.60	55.16	74.00	18.84	peak

AV Result:

No.	Frequency	Reading Level	Correct Factor	Result	Limit	Margin	Remark
	[MHz]	[dBuV]	[dB/m]	[dBuV/m]	[dBuV/m]	[dB]	
1	17994.9992	26.52	18.60	45.12	54.00	8.88	AV

- Remark: 1. Measurement = Reading Level + Correct Factor.
 2. If Peak Result complies with AV limit, AV Result is deemed to comply with AV limit.
 3. Test setup: RBW: 1 MHz, VBW: 3 MHz, Sweep time: auto.
 4. Peak: Peak detector.
 5. AVG: VBW refer to section 6.1.
 6. For above 6.5GHz part, filter losses were only considered in the spurious frequency bands and the authorized band were not corrected for HPF losses. The proper operation of the transmitter prior to adding the filter to the measurement chain.
 7. Only the worst case emission was recorded, if it complies with the limit, the other emissions deemed to comply with the limit.
 8. Since non-restricted band peak emissions are less than the average limit, they also comply with the -27dBm/MHz (68.2dBuV/m) limit.

Test Mode	Channel	Polarization	Verdict
11AX40	5755	Horizontal	PASS



PK Result:

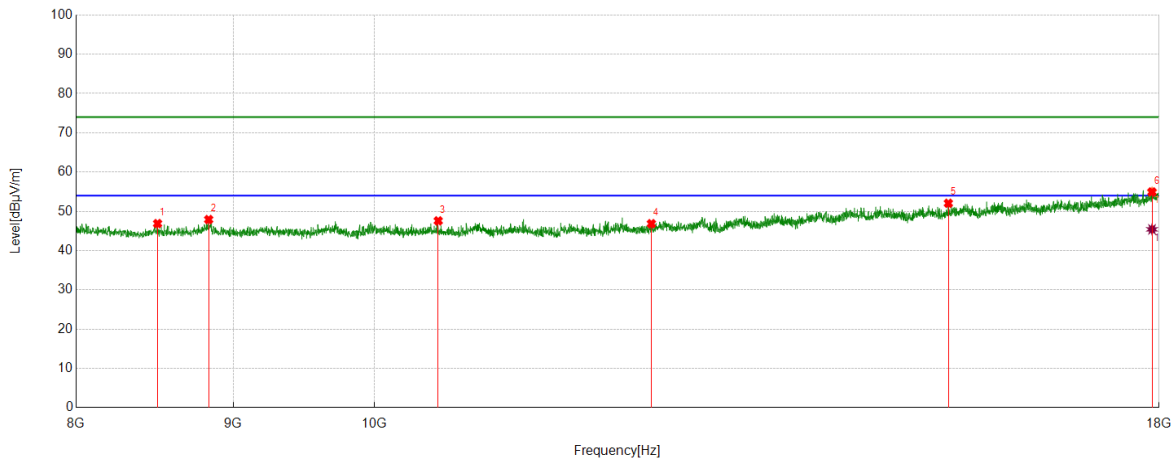
No.	Frequency	Reading Level	Correct Factor	Result	Limit	Margin	Remark
	[MHz]	[dBuV]	[dB/m]	[dBuV/m]	[dBuV/m]	[dB]	
1	8501.7503	43.23	2.99	46.22	74.00	27.78	peak
2	9906.9845	42.26	4.29	46.55	74.00	27.45	peak
3	11548.9248	41.63	5.40	47.03	74.00	26.97	peak
4	13090.8485	40.87	8.15	49.02	74.00	24.98	peak
5	14939.4899	38.32	11.86	50.18	74.00	23.82	peak
6	17926.6544	37.19	18.60	55.79	74.00	18.21	peak

AV Result:

No.	Frequency	Reading Level	Correct Factor	Result	Limit	Margin	Remark
	[MHz]	[dBuV]	[dB/m]	[dBuV/m]	[dBuV/m]	[dB]	
1	17926.6544	26.40	18.60	45.00	54.00	9.00	AV

- Remark: 1. Measurement = Reading Level + Correct Factor.
 2. If Peak Result complies with AV limit, AV Result is deemed to comply with AV limit.
 3. Test setup: RBW: 1 MHz, VBW: 3 MHz, Sweep time: auto.
 4. Peak: Peak detector.
 5. AVG: VBW refer to section 6.1.
 6. For above 6.5GHz part, filter losses were only considered in the spurious frequency bands and the authorized band were not corrected for HPF losses. The proper operation of the transmitter prior to adding the filter to the measurement chain.
 7. Only the worst case emission was recorded, if it complies with the limit, the other emissions deemed to comply with the limit.
 8. Since non-restricted band peak emissions are less than the average limit, they also comply with the -27dBm/MHz (68.2dBuV/m) limit.

Test Mode	Channel	Polarization	Verdict
11AX40	5755	Vertical	PASS



PK Result:

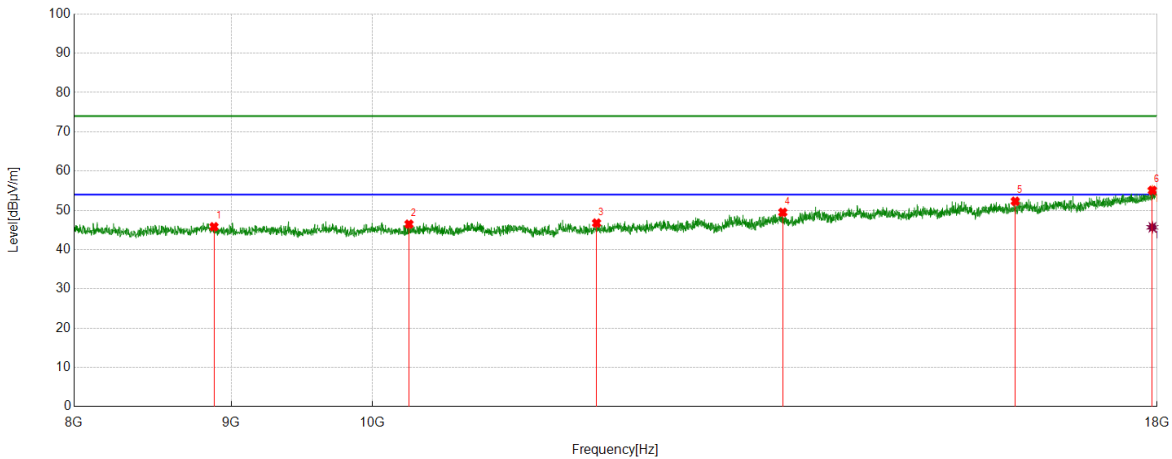
No.	Frequency	Reading Level	Correct Factor	Result	Limit	Margin	Remark
	[MHz]	[dBuV]	[dB/m]	[dBuV/m]	[dBuV/m]	[dB]	
1	8503.4172	43.94	2.94	46.88	74.00	27.12	peak
2	8835.1392	44.22	3.69	47.91	74.00	26.09	peak
3	10492.082	42.95	4.63	47.58	74.00	26.42	peak
4	12307.3846	39.98	6.87	46.85	74.00	27.15	peak
5	15372.8955	39.62	12.43	52.05	74.00	21.95	peak
6	17904.9842	36.02	18.92	54.94	74.00	19.06	peak

AV Result:

No.	Frequency	Reading Level	Correct Factor	Result	Limit	Margin	Remark
	[MHz]	[dBuV]	[dB/m]	[dBuV/m]	[dBuV/m]	[dB]	
1	17904.9842	26.49	18.92	45.41	54.00	8.59	AV

- Remark: 1. Measurement = Reading Level + Correct Factor.
 2. If Peak Result complies with AV limit, AV Result is deemed to comply with AV limit.
 3. Test setup: RBW: 1 MHz, VBW: 3 MHz, Sweep time: auto.
 4. Peak: Peak detector.
 5. AVG: VBW refer to section 6.1.
 6. For above 6.5GHz part, filter losses were only considered in the spurious frequency bands and the authorized band were not corrected for HPF losses. The proper operation of the transmitter prior to adding the filter to the measurement chain.
 7. Only the worst case emission was recorded, if it complies with the limit, the other emissions deemed to comply with the limit.
 8. Since non-restricted band peak emissions are less than the average limit, they also comply with the -27dBm/MHz (68.2dBuV/m) limit.

Test Mode	Channel	Polarization	Verdict
11AX40	5795	Horizontal	PASS



PK Result:

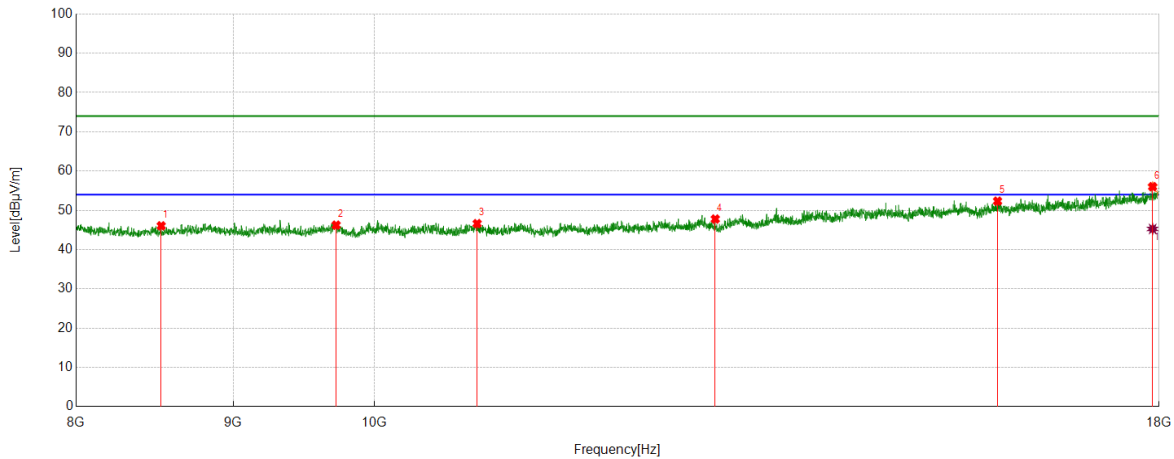
No.	Frequency	Reading Level	Correct Factor	Result	Limit	Margin	Remark
	[MHz]	[dBuV]	[dB/m]	[dBuV/m]	[dBuV/m]	[dB]	
1	8883.4806	42.24	3.58	45.82	74.00	28.18	peak
2	10280.3801	41.73	4.75	46.48	74.00	27.52	peak
3	11830.6384	40.44	6.31	46.75	74.00	27.25	peak
4	13600.9335	39.78	9.71	49.49	74.00	24.51	peak
5	16186.3644	38.04	14.27	52.31	74.00	21.69	peak
6	17936.6561	36.45	18.63	55.08	74.00	18.92	peak

AV Result:

No.	Frequency	Reading Level	Correct Factor	Result	Limit	Margin	Remark
	[MHz]	[dBuV]	[dB/m]	[dBuV/m]	[dBuV/m]	[dB]	
1	17936.6561	27.05	18.63	45.68	54.00	8.32	AV

- Remark: 1. Measurement = Reading Level + Correct Factor.
 2. If Peak Result complies with AV limit, AV Result is deemed to comply with AV limit.
 3. Test setup: RBW: 1 MHz, VBW: 3 MHz, Sweep time: auto.
 4. Peak: Peak detector.
 5. AVG: VBW refer to section 6.1.
 6. For above 6.5GHz part, filter losses were only considered in the spurious frequency bands and the authorized band were not corrected for HPF losses. The proper operation of the transmitter prior to adding the filter to the measurement chain.
 7. Only the worst case emission was recorded, if it complies with the limit, the other emissions deemed to comply with the limit.
 8. Since non-restricted band peak emissions are less than the average limit, they also comply with the -27dBm/MHz (68.2dBuV/m) limit.

Test Mode	Channel	Polarization	Verdict
11AX40	5795	Vertical	PASS



PK Result:

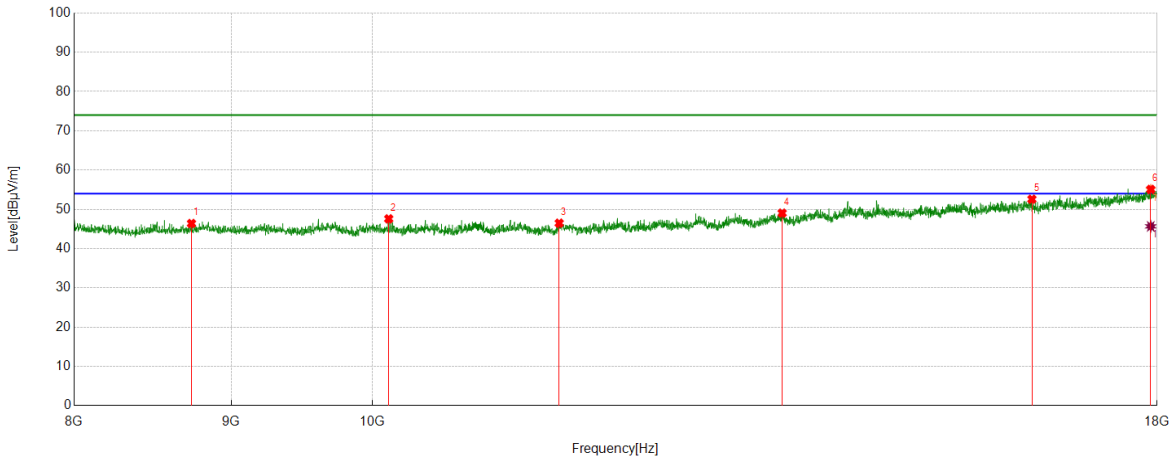
No.	Frequency	Reading Level	Correct Factor	Result	Limit	Margin	Remark
	[MHz]	[dBuV]	[dB/m]	[dBuV/m]	[dBuV/m]	[dB]	
1	8526.7545	43.19	2.86	46.05	74.00	27.95	peak
2	9720.2867	41.60	4.63	46.23	74.00	27.77	peak
3	10802.1337	41.77	4.85	46.62	74.00	27.38	peak
4	12910.8185	39.77	8.01	47.78	74.00	26.22	peak
5	15949.6583	38.57	13.77	52.34	74.00	21.66	peak
6	17913.3189	37.31	18.71	56.02	74.00	17.98	peak

AV Result:

No.	Frequency	Reading Level	Correct Factor	Result	Limit	Margin	Remark
	[MHz]	[dBuV]	[dB/m]	[dBuV/m]	[dBuV/m]	[dB]	
1	17913.3189	26.55	18.71	45.26	54.00	8.74	AV

- Remark: 1. Measurement = Reading Level + Correct Factor.
 2. If Peak Result complies with AV limit, AV Result is deemed to comply with AV limit.
 3. Test setup: RBW: 1 MHz, VBW: 3 MHz, Sweep time: auto.
 4. Peak: Peak detector.
 5. AVG: VBW refer to section 6.1.
 6. For above 6.5GHz part, filter losses were only considered in the spurious frequency bands and the authorized band were not corrected for HPF losses. The proper operation of the transmitter prior to adding the filter to the measurement chain.
 7. Only the worst case emission was recorded, if it complies with the limit, the other emissions deemed to comply with the limit.
 8. Since non-restricted band peak emissions are less than the average limit, they also comply with the -27dBm/MHz (68.2dBuV/m) limit.

Test Mode	Channel	Polarization	Verdict
11AX80	5210	Horizontal	PASS



PK Result:

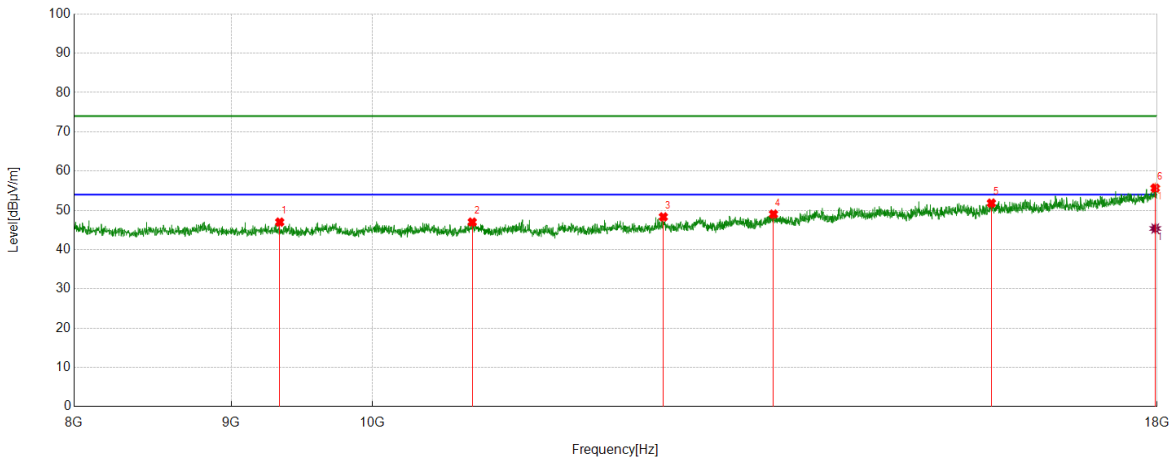
No.	Frequency	Reading Level	Correct Factor	Result	Limit	Margin	Remark
	[MHz]	[dBuV]	[dB/m]	[dBuV/m]	[dBuV/m]	[dB]	
1	8735.1225	43.15	3.25	46.40	74.00	27.60	peak
2	10125.3542	43.35	4.23	47.58	74.00	26.42	peak
3	11503.9173	40.15	6.32	46.47	74.00	27.53	peak
4	13594.2657	39.50	9.53	49.03	74.00	24.97	peak
5	16389.7316	38.03	14.54	52.57	74.00	21.43	peak
6	17914.9858	36.41	18.66	55.07	74.00	18.93	peak

AV Result:

No.	Frequency	Reading Level	Correct Factor	Result	Limit	Margin	Remark
	[MHz]	[dBuV]	[dB/m]	[dBuV/m]	[dBuV/m]	[dB]	
1	17914.9858	27.00	18.66	45.66	54.00	8.34	AV

- Remark: 1. Measurement = Reading Level + Correct Factor.
 2. If Peak Result complies with AV limit, AV Result is deemed to comply with AV limit.
 3. Test setup: RBW: 1 MHz, VBW: 3 MHz, Sweep time: auto.
 4. Peak: Peak detector.
 5. AVG: VBW refer to section 6.1.
 6. For above 6.5GHz part, filter losses were only considered in the spurious frequency bands and the authorized band were not corrected for HPF losses. The proper operation of the transmitter prior to adding the filter to the measurement chain.
 7. Only the worst case emission was recorded, if it complies with the limit, the other emissions deemed to comply with the limit.
 8. Since non-restricted band peak emissions are less than the average limit, they also comply with the -27dBm/MHz (68.2dBuV/m) limit.

Test Mode	Channel	Polarization	Verdict
11AX80	5210	Vertical	PASS



PK Result:

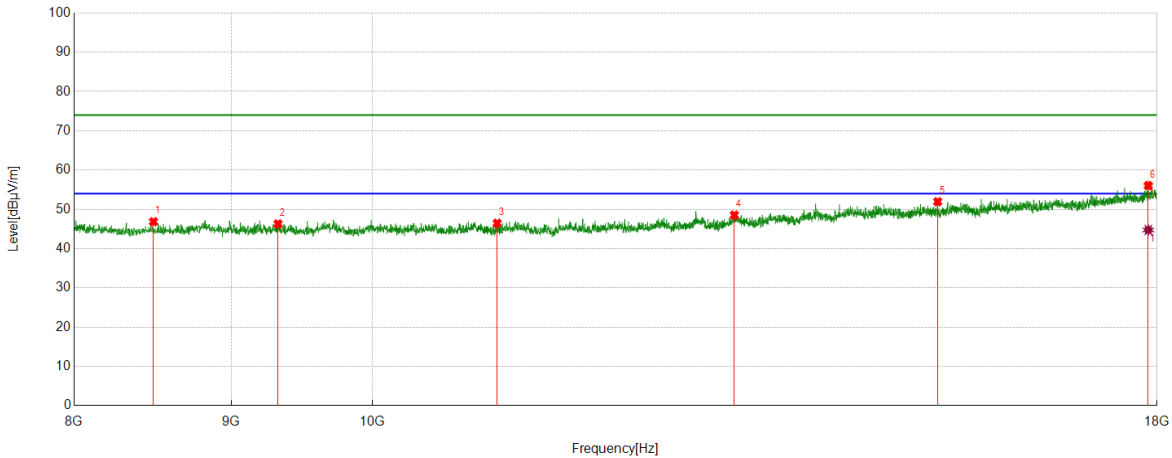
No.	Frequency	Reading Level	Correct Factor	Result	Limit	Margin	Remark
	[MHz]	[dBuV]	[dB/m]	[dBuV/m]	[dBuV/m]	[dB]	
1	9331.8886	43.43	3.57	47.00	74.00	27.00	peak
2	10778.7965	42.37	4.63	47.00	74.00	27.00	peak
3	12437.4062	41.26	7.07	48.33	74.00	25.67	peak
4	13505.9177	39.89	9.15	49.04	74.00	24.96	peak
5	15899.6499	38.65	13.18	51.83	74.00	22.17	peak
6	17974.9958	37.01	18.66	55.67	74.00	18.33	peak

AV Result:

No.	Frequency	Reading Level	Correct Factor	Result	Limit	Margin	Remark
	[MHz]	[dBuV]	[dB/m]	[dBuV/m]	[dBuV/m]	[dB]	
1	17974.9958	26.71	18.66	45.37	54.00	8.63	AV

- Remark: 1. Measurement = Reading Level + Correct Factor.
 2. If Peak Result complies with AV limit, AV Result is deemed to comply with AV limit.
 3. Test setup: RBW: 1 MHz, VBW: 3 MHz, Sweep time: auto.
 4. Peak: Peak detector.
 5. AVG: VBW refer to section 6.1.
 6. For above 6.5GHz part, filter losses were only considered in the spurious frequency bands and the authorized band were not corrected for HPF losses. The proper operation of the transmitter prior to adding the filter to the measurement chain.
 7. Only the worst case emission was recorded, if it complies with the limit, the other emissions deemed to comply with the limit.
 8. Since non-restricted band peak emissions are less than the average limit, they also comply with the -27dBm/MHz (68.2dBuV/m) limit.

Test Mode	Channel	Polarization	Verdict
11AX80	5290	Horizontal	PASS



PK Result:

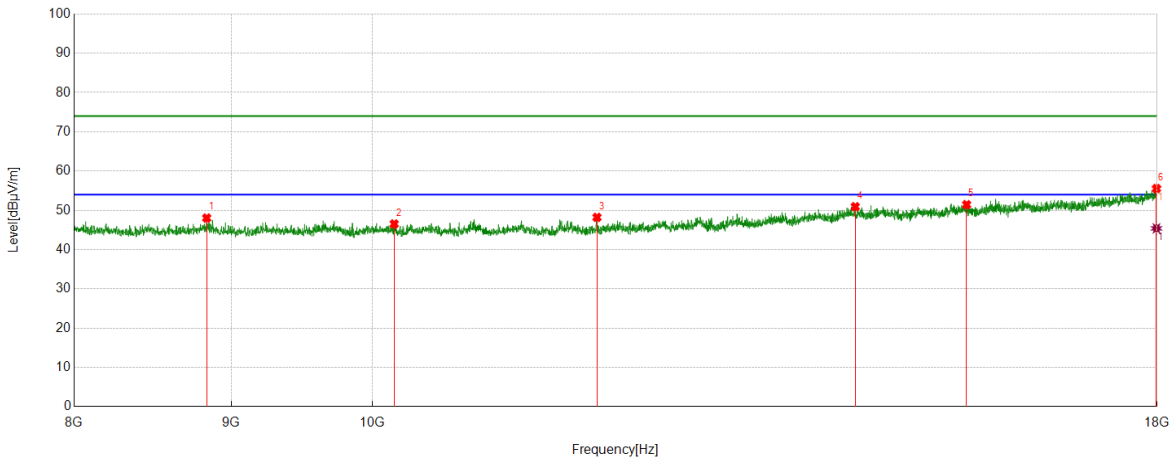
No.	Frequency	Reading Level	Correct Factor	Result	Limit	Margin	Remark
	[MHz]	[dBuV]	[dB/m]	[dBuV/m]	[dBuV/m]	[dB]	
1	8490.0817	43.88	2.97	46.85	74.00	27.15	peak
2	9320.22	42.55	3.74	46.29	74.00	27.71	peak
3	10982.1637	41.48	4.99	46.47	74.00	27.53	peak
4	13115.8526	40.04	8.50	48.54	74.00	25.46	peak
5	15272.8788	38.76	13.19	51.95	74.00	22.05	peak
6	17881.6469	37.23	18.81	56.04	74.00	17.96	peak

AV Result:

No.	Frequency	Reading Level	Correct Factor	Result	Limit	Margin	Remark
	[MHz]	[dBuV]	[dB/m]	[dBuV/m]	[dBuV/m]	[dB]	
1	17881.6469	25.94	18.81	44.75	54.00	9.25	AV

- Remark: 1. Measurement = Reading Level + Correct Factor.
 2. If Peak Result complies with AV limit, AV Result is deemed to comply with AV limit.
 3. Test setup: RBW: 1 MHz, VBW: 3 MHz, Sweep time: auto.
 4. Peak: Peak detector.
 5. AVG: VBW refer to section 6.1.
 6. For above 6.5GHz part, filter losses were only considered in the spurious frequency bands and the authorized band were not corrected for HPF losses. The proper operation of the transmitter prior to adding the filter to the measurement chain.
 7. Only the worst case emission was recorded, if it complies with the limit, the other emissions deemed to comply with the limit.
 8. Since non-restricted band peak emissions are less than the average limit, they also comply with the -27dBm/MHz (68.2dBuV/m) limit.

Test Mode	Channel	Polarization	Verdict
11AX80	5290	Vertical	PASS



PK Result:

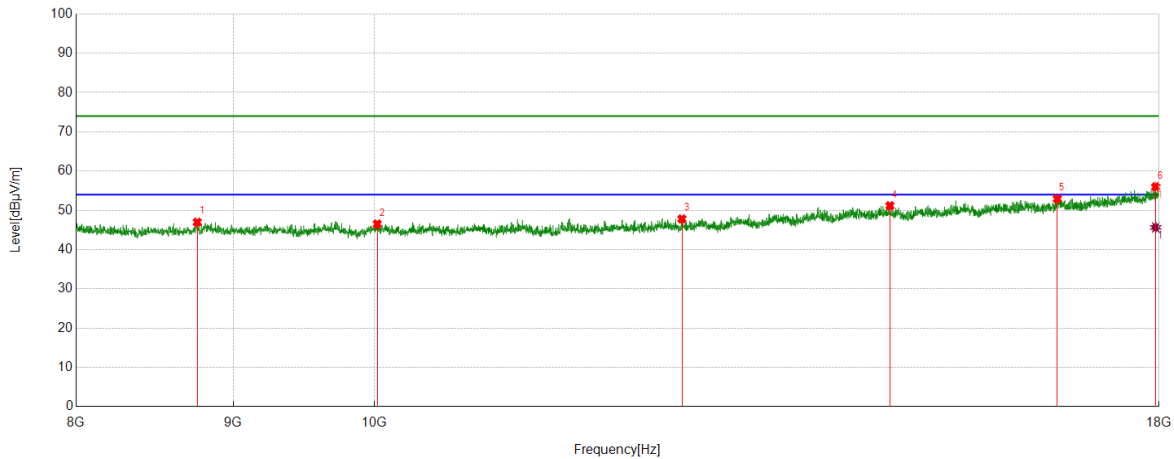
No.	Frequency	Reading Level	Correct Factor	Result	Limit	Margin	Remark
	[MHz]	[dBuV]	[dB/m]	[dBuV/m]	[dBuV/m]	[dB]	
1	8835.1392	44.35	3.69	48.04	74.00	25.96	peak
2	10167.0278	42.44	4.10	46.54	74.00	27.46	peak
3	11833.9723	41.92	6.29	48.21	74.00	25.79	peak
4	14359.3932	39.71	11.22	50.93	74.00	23.07	peak
5	15607.9347	38.65	12.80	51.45	74.00	22.55	peak
6	17991.6653	37.00	18.55	55.55	74.00	18.45	peak

AV Result:

No.	Frequency	Reading Level	Correct Factor	Result	Limit	Margin	Remark
	[MHz]	[dBuV]	[dB/m]	[dBuV/m]	[dBuV/m]	[dB]	
1	17991.6653	26.85	18.55	45.40	54.00	8.60	AV

- Remark: 1. Measurement = Reading Level + Correct Factor.
 2. If Peak Result complies with AV limit, AV Result is deemed to comply with AV limit.
 3. Test setup: RBW: 1 MHz, VBW: 3 MHz, Sweep time: auto.
 4. Peak: Peak detector.
 5. AVG: VBW refer to section 6.1.
 6. For above 6.5GHz part, filter losses were only considered in the spurious frequency bands and the authorized band were not corrected for HPF losses. The proper operation of the transmitter prior to adding the filter to the measurement chain.
 7. Only the worst case emission was recorded, if it complies with the limit, the other emissions deemed to comply with the limit.
 8. Since non-restricted band peak emissions are less than the average limit, they also comply with the -27dBm/MHz (68.2dBuV/m) limit.

Test Mode	Channel	Polarization	Verdict
11AX80	5530	Horizontal	PASS



PK Result:

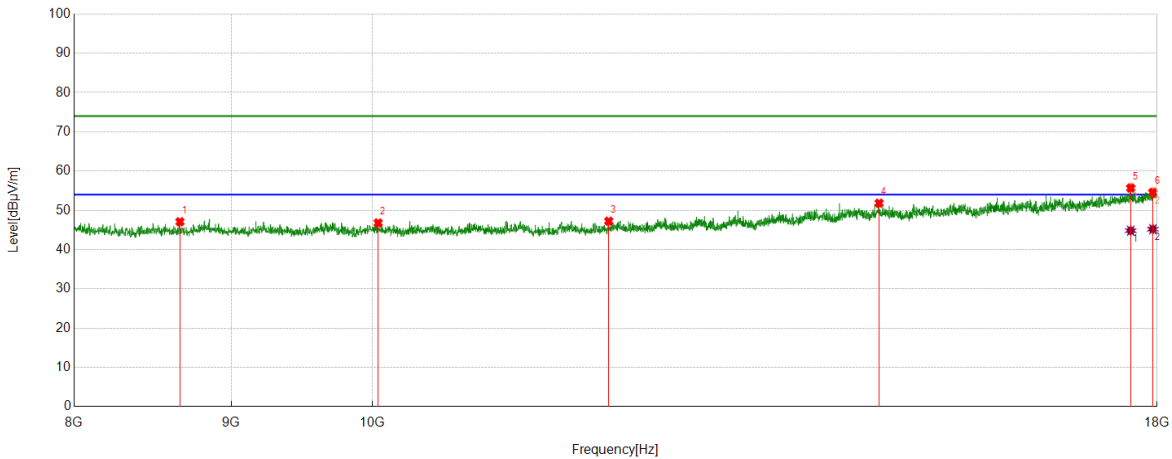
No.	Frequency	Reading Level	Correct Factor	Result	Limit	Margin	Remark
	[MHz]	[dBuV]	[dB/m]	[dBuV/m]	[dBuV/m]	[dB]	
1	8760.1267	43.48	3.49	46.97	74.00	27.03	peak
2	10023.6706	42.56	3.96	46.52	74.00	27.48	peak
3	12592.4321	40.35	7.46	47.81	74.00	26.19	peak
4	14714.4524	39.21	11.95	51.16	74.00	22.84	peak
5	16679.78	37.54	15.39	52.93	74.00	21.07	peak
6	17954.9925	37.62	18.36	55.98	74.00	18.02	peak

AV Result:

No.	Frequency	Reading Level	Correct Factor	Result	Limit	Margin	Remark
	[MHz]	[dBuV]	[dB/m]	[dBuV/m]	[dBuV/m]	[dB]	
1	17954.9925	27.28	18.36	45.64	54.00	8.36	AV

- Remark: 1. Measurement = Reading Level + Correct Factor.
 2. If Peak Result complies with AV limit, AV Result is deemed to comply with AV limit.
 3. Test setup: RBW: 1 MHz, VBW: 3 MHz, Sweep time: auto.
 4. Peak: Peak detector.
 5. AVG: VBW refer to section 6.1.
 6. For above 6.5GHz part, filter losses were only considered in the spurious frequency bands and the authorized band were not corrected for HPF losses. The proper operation of the transmitter prior to adding the filter to the measurement chain.
 7. Only the worst case emission was recorded, if it complies with the limit, the other emissions deemed to comply with the limit.
 8. Since non-restricted band peak emissions are less than the average limit, they also comply with the -27dBm/MHz (68.2dBuV/m) limit.

Test Mode	Channel	Polarization	Verdict
11AX80	5530	Vertical	PASS



PK Result:

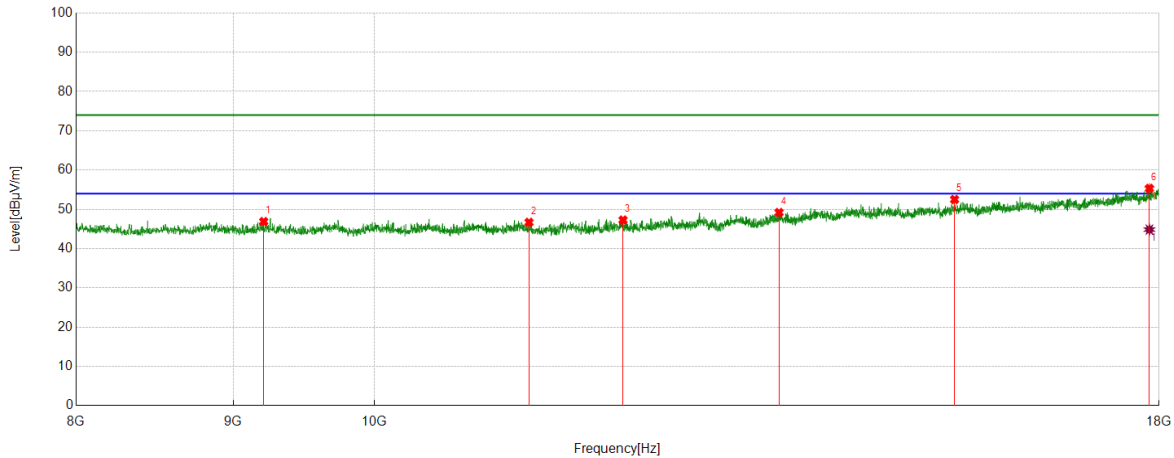
No.	Frequency	Reading Level	Correct Factor	Result	Limit	Margin	Remark
	[MHz]	[dBuV]	[dB/m]	[dBuV/m]	[dBuV/m]	[dB]	
1	8660.11	43.93	3.16	47.09	74.00	26.91	peak
2	10045.3409	42.62	4.17	46.79	74.00	27.21	peak
3	11938.9898	40.82	6.41	47.23	74.00	26.77	peak
4	14617.7696	40.22	11.60	51.82	74.00	22.18	peak
5	17648.2747	37.87	17.82	55.69	74.00	18.31	peak
6	17943.3239	36.05	18.52	54.57	74.00	19.43	peak

AV Result:

No.	Frequency	Reading Level	Correct Factor	Result	Limit	Margin	Remark
	[MHz]	[dBuV]	[dB/m]	[dBuV/m]	[dBuV/m]	[dB]	
1	17648.2747	26.99	17.82	44.81	54.00	9.19	AV
2	17943.3239	26.69	18.52	45.21	54.00	8.79	AV

- Remark: 1. Measurement = Reading Level + Correct Factor.
 2. If Peak Result complies with AV limit, AV Result is deemed to comply with AV limit.
 3. Test setup: RBW: 1 MHz, VBW: 3 MHz, Sweep time: auto.
 4. Peak: Peak detector.
 5. AVG: VBW refer to section 6.1.
 6. For above 6.5GHz part, filter losses were only considered in the spurious frequency bands and the authorized band were not corrected for HPF losses. The proper operation of the transmitter prior to adding the filter to the measurement chain.
 7. Only the worst case emission was recorded, if it complies with the limit, the other emissions deemed to comply with the limit.
 8. Since non-restricted band peak emissions are less than the average limit, they also comply with the -27dBm/MHz (68.2dBuV/m) limit.

Test Mode	Channel	Polarization	Verdict
11AX80	5610	Horizontal	PASS



PK Result:

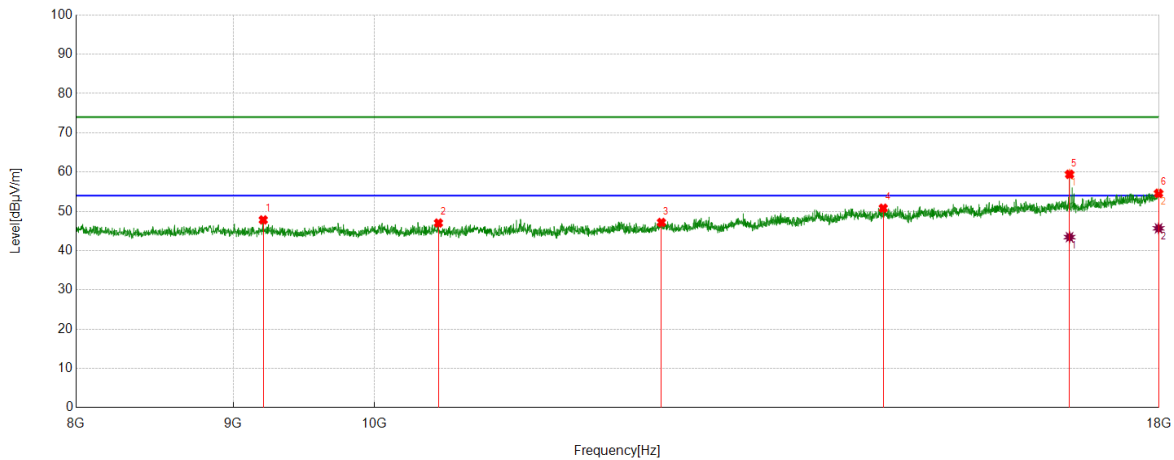
No.	Frequency	Reading Level	Correct Factor	Result	Limit	Margin	Remark
	[MHz]	[dBuV]	[dB/m]	[dBuV/m]	[dBuV/m]	[dB]	
1	9206.8678	43.31	3.57	46.88	74.00	27.12	peak
2	11230.5384	41.31	5.37	46.68	74.00	27.32	peak
3	12049.0082	40.31	6.96	47.27	74.00	26.73	peak
4	13542.5904	40.11	9.08	49.19	74.00	24.81	peak
5	15444.5741	39.51	12.99	52.50	74.00	21.50	peak
6	17869.9783	36.69	18.63	55.32	74.00	18.68	peak

AV Result:

No.	Frequency	Reading Level	Correct Factor	Result	Limit	Margin	Remark
	[MHz]	[dBuV]	[dB/m]	[dBuV/m]	[dBuV/m]	[dB]	
1	17869.9783	26.21	18.63	44.84	54.00	9.16	AV

- Remark: 1. Measurement = Reading Level + Correct Factor.
 2. If Peak Result complies with AV limit, AV Result is deemed to comply with AV limit.
 3. Test setup: RBW: 1 MHz, VBW: 3 MHz, Sweep time: auto.
 4. Peak: Peak detector.
 5. AVG: VBW refer to section 6.1.
 6. For above 6.5GHz part, filter losses were only considered in the spurious frequency bands and the authorized band were not corrected for HPF losses. The proper operation of the transmitter prior to adding the filter to the measurement chain.
 7. Only the worst case emission was recorded, if it complies with the limit, the other emissions deemed to comply with the limit.
 8. Since non-restricted band peak emissions are less than the average limit, they also comply with the -27dBm/MHz (68.2dBuV/m) limit.

Test Mode	Channel	Polarization	Verdict
11AX80	5610	Vertical	PASS



PK Result:

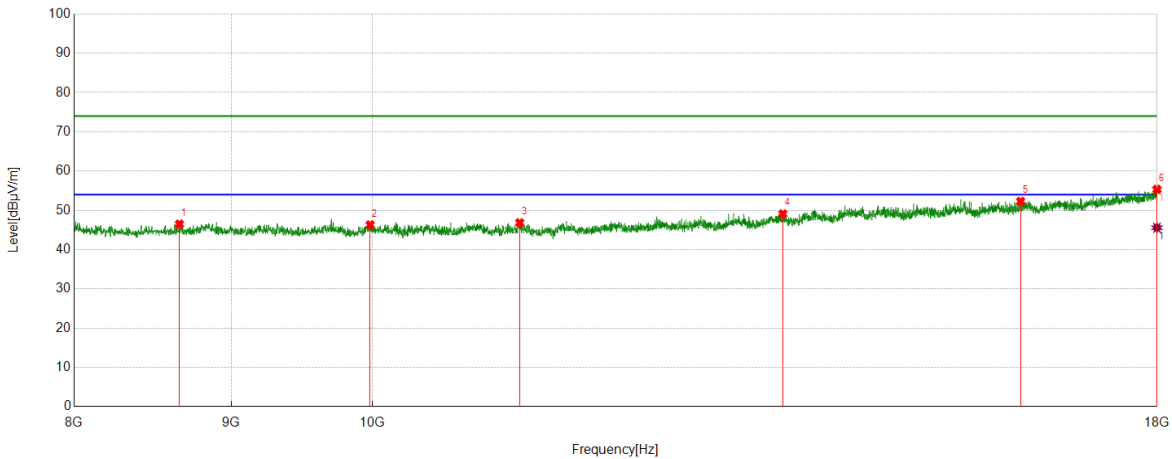
No.	Frequency	Reading Level	Correct Factor	Result	Limit	Margin	Remark
	[MHz]	[dBuV]	[dB/m]	[dBuV/m]	[dBuV/m]	[dB]	
1	9203.5339	44.22	3.59	47.81	74.00	26.19	peak
2	10493.749	42.42	4.60	47.02	74.00	26.98	peak
3	12400.7335	40.31	6.85	47.16	74.00	26.84	peak
4	14641.1069	39.32	11.48	50.80	74.00	23.20	peak
5	16833.1389	43.91	15.51	59.42	74.00	14.58	peak
6	17993.3322	36.00	18.58	54.58	74.00	19.42	peak

AV Result:

No.	Frequency	Reading Level	Correct Factor	Result	Limit	Margin	Remark
	[MHz]	[dBuV]	[dB/m]	[dBuV/m]	[dBuV/m]	[dB]	
1	16833.1389	27.92	15.51	43.43	54.00	10.57	AV
2	17993.3322	27.09	18.58	45.67	54.00	8.33	AV

- Remark: 1. Measurement = Reading Level + Correct Factor.
 2. If Peak Result complies with AV limit, AV Result is deemed to comply with AV limit.
 3. Test setup: RBW: 1 MHz, VBW: 3 MHz, Sweep time: auto.
 4. Peak: Peak detector.
 5. AVG: VBW refer to section 6.1.
 6. For above 6.5GHz part, filter losses were only considered in the spurious frequency bands and the authorized band were not corrected for HPF losses. The proper operation of the transmitter prior to adding the filter to the measurement chain.
 7. Only the worst case emission was recorded, if it complies with the limit, the other emissions deemed to comply with the limit.
 8. Since non-restricted band peak emissions are less than the average limit, they also comply with the -27dBm/MHz (68.2dBuV/m) limit.

Test Mode	Channel	Polarization	Verdict
11AX80	5690	Horizontal	PASS



PK Result:

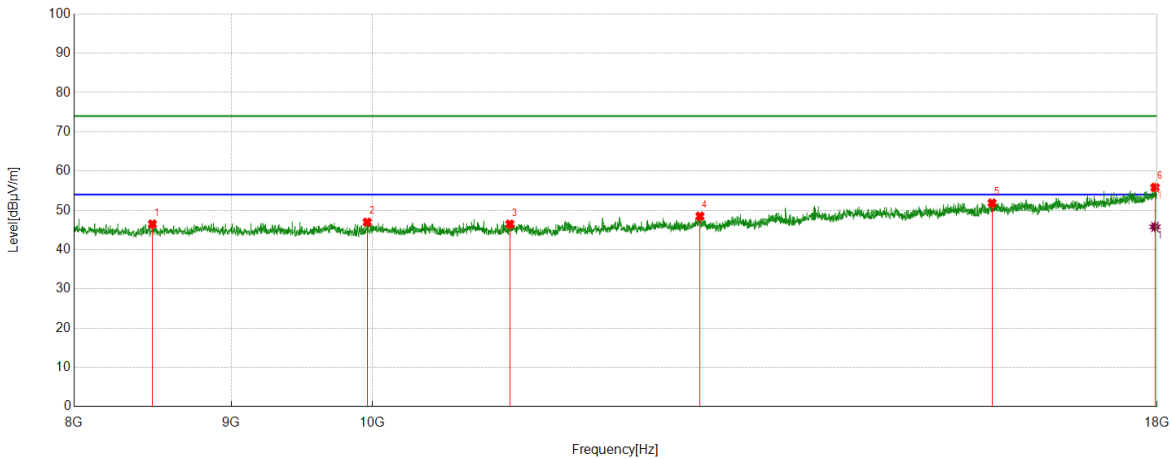
No.	Frequency	Reading Level	Correct Factor	Result	Limit	Margin	Remark
	[MHz]	[dBuV]	[dB/m]	[dBuV/m]	[dBuV/m]	[dB]	
1	8656.7761	43.40	3.09	46.49	74.00	27.51	peak
2	9985.3309	42.37	3.93	46.30	74.00	27.70	peak
3	11168.8615	41.48	5.36	46.84	74.00	27.16	peak
4	13600.9335	39.38	9.71	49.09	74.00	24.91	peak
5	16251.3752	38.10	14.19	52.29	74.00	21.71	peak
6	17998.3331	36.67	18.66	55.33	74.00	18.67	peak

AV Result:

No.	Frequency	Reading Level	Correct Factor	Result	Limit	Margin	Remark
	[MHz]	[dBuV]	[dB/m]	[dBuV/m]	[dBuV/m]	[dB]	
1	17998.3331	26.92	18.66	45.58	54.00	8.42	AV

- Remark: 1. Measurement = Reading Level + Correct Factor.
 2. If Peak Result complies with AV limit, AV Result is deemed to comply with AV limit.
 3. Test setup: RBW: 1 MHz, VBW: 3 MHz, Sweep time: auto.
 4. Peak: Peak detector.
 5. AVG: VBW refer to section 6.1.
 6. For above 6.5GHz part, filter losses were only considered in the spurious frequency bands and the authorized band were not corrected for HPF losses. The proper operation of the transmitter prior to adding the filter to the measurement chain.
 7. Only the worst case emission was recorded, if it complies with the limit, the other emissions deemed to comply with the limit.
 8. Since non-restricted band peak emissions are less than the average limit, they also comply with the -27dBm/MHz (68.2dBuV/m) limit.

Test Mode	Channel	Polarization	Verdict
11AX80	5690	Vertical	PASS



PK Result:

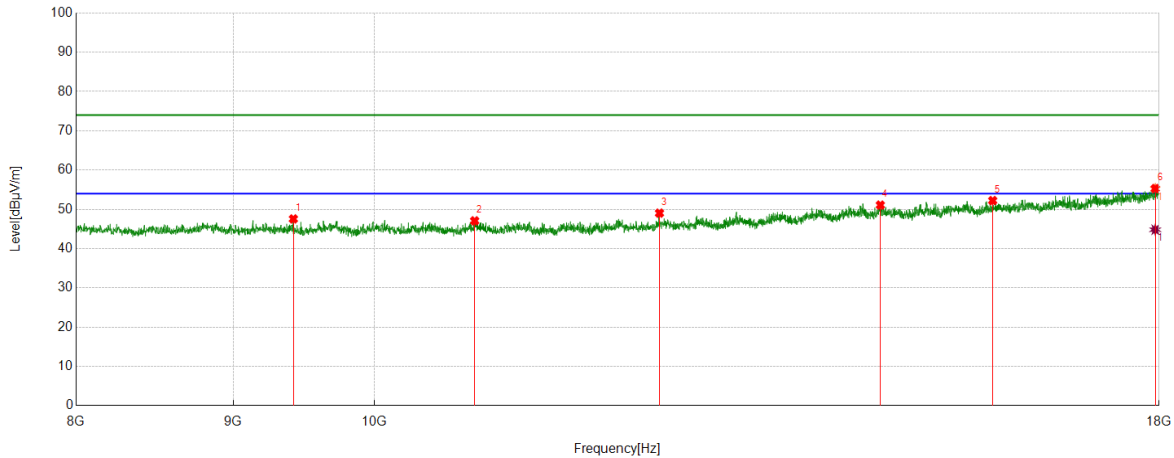
No.	Frequency	Reading Level	Correct Factor	Result	Limit	Margin	Remark
	[MHz]	[dBuV]	[dB/m]	[dBuV/m]	[dBuV/m]	[dB]	
1	8483.4139	43.44	3.07	46.51	74.00	27.49	peak
2	9963.6606	42.65	4.33	46.98	74.00	27.02	peak
3	11087.1812	41.16	5.33	46.49	74.00	27.51	peak
4	12782.4637	40.87	7.64	48.51	74.00	25.49	peak
5	15907.9847	38.31	13.54	51.85	74.00	22.15	peak
6	17971.6619	37.16	18.68	55.84	74.00	18.16	peak

AV Result:

No.	Frequency	Reading Level	Correct Factor	Result	Limit	Margin	Remark
	[MHz]	[dBuV]	[dB/m]	[dBuV/m]	[dBuV/m]	[dB]	
1	17971.6619	27.11	18.68	45.79	54.00	8.21	AV

- Remark: 1. Measurement = Reading Level + Correct Factor.
 2. If Peak Result complies with AV limit, AV Result is deemed to comply with AV limit.
 3. Test setup: RBW: 1 MHz, VBW: 3 MHz, Sweep time: auto.
 4. Peak: Peak detector.
 5. AVG: VBW refer to section 6.1.
 6. For above 6.5GHz part, filter losses were only considered in the spurious frequency bands and the authorized band were not corrected for HPF losses. The proper operation of the transmitter prior to adding the filter to the measurement chain.
 7. Only the worst case emission was recorded, if it complies with the limit, the other emissions deemed to comply with the limit.
 8. Since non-restricted band peak emissions are less than the average limit, they also comply with the -27dBm/MHz (68.2dBuV/m) limit.

Test Mode	Channel	Polarization	Verdict
11AX80	5775	Horizontal	PASS



PK Result:

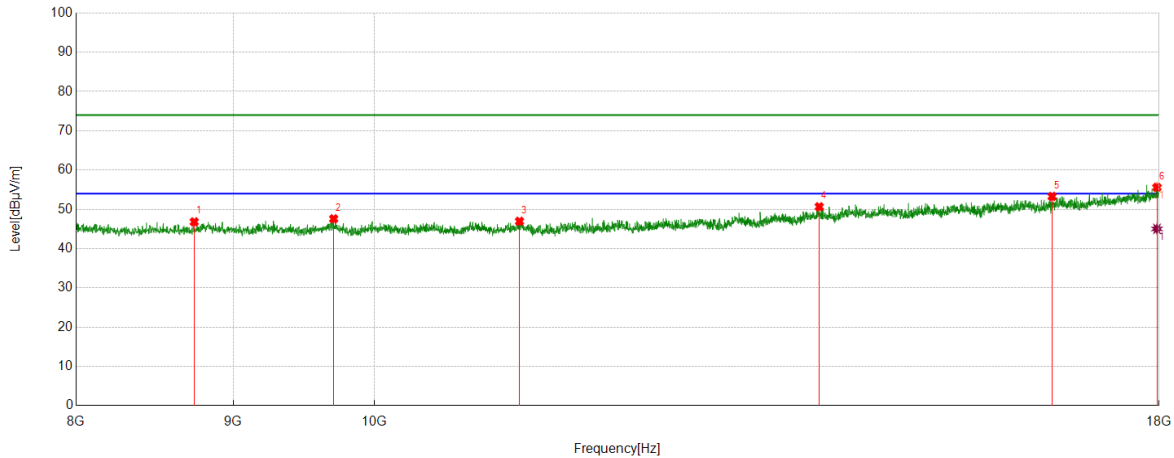
No.	Frequency	Reading Level	Correct Factor	Result	Limit	Margin	Remark
	[MHz]	[dBuV]	[dB/m]	[dBuV/m]	[dBuV/m]	[dB]	
1	9413.5689	43.97	3.59	47.56	74.00	26.44	peak
2	10782.1304	42.38	4.69	47.07	74.00	26.93	peak
3	12382.3971	41.95	7.08	49.03	74.00	24.97	peak
4	14609.4349	39.38	11.70	51.08	74.00	22.92	peak
5	15891.3152	38.73	13.50	52.23	74.00	21.77	peak
6	17948.3247	36.94	18.35	55.29	74.00	18.71	peak

AV Result:

No.	Frequency	Reading Level	Correct Factor	Result	Limit	Margin	Remark
	[MHz]	[dBuV]	[dB/m]	[dBuV/m]	[dBuV/m]	[dB]	
1	17948.3247	26.46	18.35	44.81	54.00	9.19	AV

- Remark: 1. Measurement = Reading Level + Correct Factor.
 2. If Peak Result complies with AV limit, AV Result is deemed to comply with AV limit.
 3. Test setup: RBW: 1 MHz, VBW: 3 MHz, Sweep time: auto.
 4. Peak: Peak detector.
 5. AVG: VBW refer to section 6.1.
 6. For above 6.5GHz part, filter losses were only considered in the spurious frequency bands and the authorized band were not corrected for HPF losses. The proper operation of the transmitter prior to adding the filter to the measurement chain.
 7. Only the worst case emission was recorded, if it complies with the limit, the other emissions deemed to comply with the limit.
 8. Since non-restricted band peak emissions are less than the average limit, they also comply with the -27dBm/MHz (68.2dBuV/m) limit.

Test Mode	Channel	Polarization	Verdict
11AX80	5775	Vertical	PASS



PK Result:

No.	Frequency	Reading Level	Correct Factor	Result	Limit	Margin	Remark
	[MHz]	[dBuV]	[dB/m]	[dBuV/m]	[dBuV/m]	[dB]	
1	8740.1234	43.43	3.38	46.81	74.00	27.19	peak
2	9701.9503	43.38	4.20	47.58	74.00	26.42	peak
3	11150.5251	41.90	5.05	46.95	74.00	27.05	peak
4	13955.9927	39.58	11.07	50.65	74.00	23.35	peak
5	16614.7691	38.39	14.89	53.28	74.00	20.72	peak
6	17971.6619	36.91	18.68	55.59	74.00	18.41	peak

AV Result:

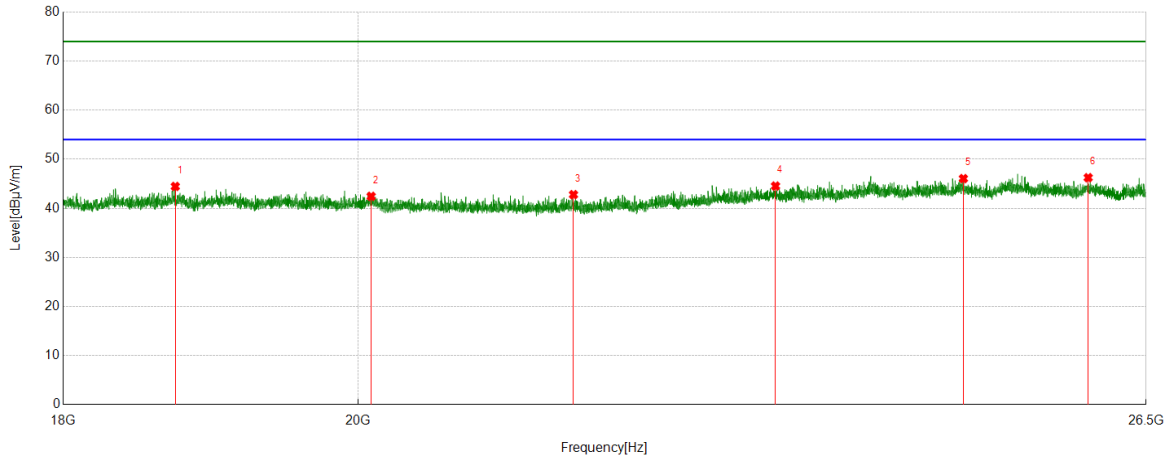
No.	Frequency	Reading Level	Correct Factor	Result	Limit	Margin	Remark
	[MHz]	[dBuV]	[dB/m]	[dBuV/m]	[dBuV/m]	[dB]	
1	17971.6619	26.34	18.68	45.02	54.00	8.98	AV

- Remark: 1. Measurement = Reading Level + Correct Factor.
 2. If Peak Result complies with AV limit, AV Result is deemed to comply with AV limit.
 3. Test setup: RBW: 1 MHz, VBW: 3 MHz, Sweep time: auto.
 4. Peak: Peak detector.
 5. AVG: VBW refer to section 6.1.
 6. For above 6.5GHz part, filter losses were only considered in the spurious frequency bands and the authorized band were not corrected for HPF losses. The proper operation of the transmitter prior to adding the filter to the measurement chain.
 7. Only the worst case emission was recorded, if it complies with the limit, the other emissions deemed to comply with the limit.
 8. Since non-restricted band peak emissions are less than the average limit, they also comply with the -27dBm/MHz (68.2dBuV/m) limit.

Part III: 18GHz~26.5GHz

SPURIOUS EMISSIONS 18GHz TO 26.5GHz (WORST-CASE CONFIGURATION)

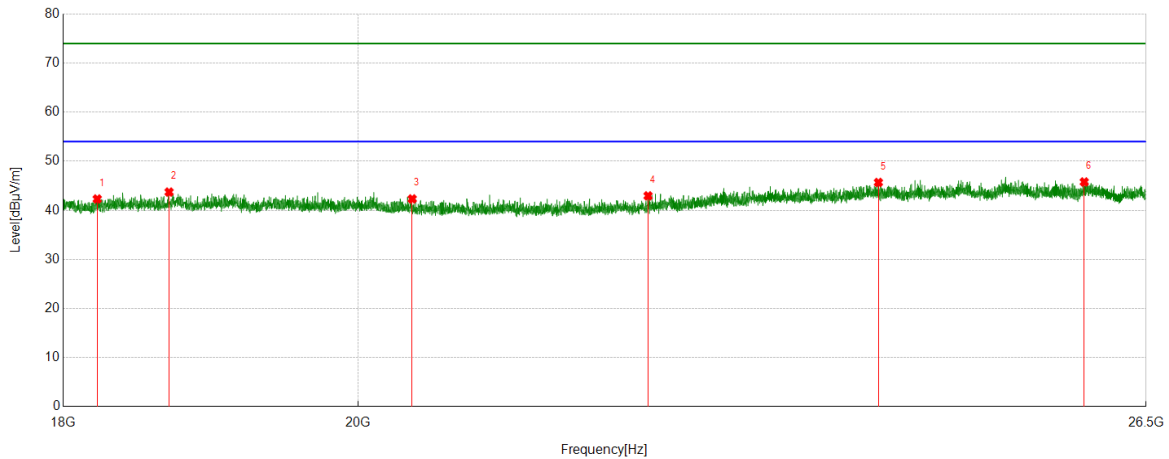
Test Mode	Channel	Polarization	Verdict
11A	5580	Horizontal	PASS



No.	Frequency	Reading Level	Correct Factor	Result	Limit	Margin	Remark
	(MHz)	(dBuV/m)	(dB)	(dBuV/m)	(dBuV/m)	(dB)	
1	18736.1736	50.69	-6.23	44.46	74.00	29.54	peak
2	20093.7594	47.59	-5.15	42.44	74.00	31.56	peak
3	21599.2599	48.59	-5.80	42.79	74.00	31.21	peak
4	23215.2715	47.93	-3.39	44.54	74.00	29.46	peak
5	24826.1826	49.42	-3.36	46.06	74.00	27.94	peak
6	25957.6458	48.97	-2.72	46.25	74.00	27.75	peak

Remark: 1. If Peak Result complies with AV limit, AV Result is deemed to comply with AV limit.
 2. Test setup: RBW: 1 MHz, VBW: 3 MHz, Sweep time: auto.
 3. Measurement = Reading Level + Correct Factor.

Test Mode	Channel	Polarization	Verdict
11A	5580	Vertical	PASS



No.	Frequency	Reading Level	Correct Factor	Result	Limit	Margin	Remark
	(MHz)	(dBuV/m)	(dB)	(dBuV/m)	(dBuV/m)	(dB)	
1	18221.0221	49.14	-6.83	42.31	74.00	31.69	peak
2	18694.5195	50.01	-6.29	43.72	74.00	30.28	peak
3	20390.439	47.85	-5.53	42.32	74.00	31.68	peak
4	22182.4182	48.36	-5.41	42.95	74.00	31.05	peak
5	24084.0584	48.37	-2.69	45.68	74.00	28.32	peak
6	25921.0921	48.54	-2.76	45.78	74.00	28.22	peak

Remark: 1. If Peak Result complies with AV limit, AV Result is deemed to comply with AV limit.
 2. Test setup: RBW: 1 MHz, VBW: 3 MHz, Sweep time: auto.
 3. Measurement = Reading Level + Correct Factor.