

Produkte
Products

| | | | |
|--|---|--|--|
| Prüfbericht - Nr.: 19660317 001 | | Seite 1 von 187 | |
| <i>Test Report No.:</i> | | <i>Page 1 of 187</i> | |
| Auftraggeber: <i>Client:</i> | Nokia Solutions and Networks Oy Karaportti 1 02610 ESPOO Finland | | |
| Gegenstand der Prüfung: <i>Test item:</i> | Home Router | | |
| Bezeichnung: <i>Identification:</i> | FMHRN0002.00 | Serien-Nr.: <i>Serial No.</i> | LC163500263 |
| Wareneingangs-Nr.: <i>Receipt No.:</i> | 1803192751 | Eingangsdatum: <i>Date of receipt:</i> | 28.12.2016 |
| Prüfört: <i>Testing location:</i> | Refer Page 4 of 187 for test facilities | | |
| Prüfgrundlage: <i>Test specification:</i> | FCC Part 15, Subpart E ANSI C63.10-2013 | | |
| Prüfergebnis: <i>Test Result:</i> | Der Prüfgegenstand entspricht oben genannter Prüfgrundlage(n). <i>The tests item passed the test specification(s).</i> | | |
| Prüflaboratorium: <i>Testing Laboratory:</i> | TÜV Rheinland (India) Pvt. Ltd. 82/A, 3rd Main, West Wing, Electronic City Phase 1 Hosur Road, Bangalore – 560 100. India FCC Registration No.: 176555 | | |
| geprüft / tested by: | | kontrolliert / reviewed by: | |
| 20.06.2017 | Girish Kumar Engineer | 23.06.2017 | Saibaba Assistant Manager |
| Datum <i>Date</i> | Name/Stellung <i>Name/Position</i> | Unterschrift <i>Signature</i> | Datum <i>Date</i> |
| | | | Name/Stellung <i>Name/Position</i> |
| | | | Unterschrift <i>Signature</i> |
| Sonstiges / Other Aspects: FCC ID: 2AL7J-FMHRN0002 | | | |
| Abkürzungen: | | Abbreviations: | |
| P(ass) = entspricht Prüfgrundlage | | P(ass) = passed | |
| F(ail) = entspricht nicht Prüfgrundlage | | F(ail) = failed | |
| N/A = nicht anwendbar | | N/A = not applicable | |
| N/T = nicht getestet | | N/T = not tested | |
| <p>Dieser Prüfbericht bezieht sich nur auf das o.g. Prüfmuster und darf ohne Genehmigung der Prüfstelle nicht auszugsweise vervielfältigt werden. Dieser Bericht berechtigt nicht zur Verwendung eines Prüfzeichens.</p> <p><i>This test report relates to the a. m. test sample. Without permission of the test center this test report is not permitted to be duplicated in extracts. This test report does not entitle to carry any safety mark on this or similar products.</i></p> | | | |

TÜV Rheinland LGA Products GmbH · Tillystraße 2 · D - 90431 Nürnberg · Tel.: +49 911 655 5225 · Fax: +49 911 655 5226
 Mail: service@de.tuv.com · Web: www.tuv.com Rev.:1.2 2009-12-29 / approved: M.Jungnitsch

Test Result Summary

| Clause | Test Item | Result |
|----------------------|---|---------------|
| 15.407 (a) | Emission Bandwidth | Pass |
| 15.407 (a) | Maximum Conducted Output Power | Pass |
| 15.407 (a) | Power Spectral Density | Pass |
| 15.209/15.205/15.407 | Radiated Spurious Emissions and Restricted bands of operation | Pass |
| FCC 15.207 | Conducted emission test on a.c Power line | Pass |

Note: Conducted measurements are done according to the procedure given in KDB No. **789033**
D02 General U-NII Test Procedures New Rules v01r04

Content

| | |
|--|---|
| List of Test and Measurement Instruments..... | 4 |
| General Product Information | 5 |
| Product Function and Intended Use:..... | 5 |
| Ratings and System Details..... | 5 |
| Test Set-up and Operation Mode..... | 6 |
| Principle of Configuration Selection | 6 |
| Test Operation and Test Software | 6 |
| Test Modes – Data Rates and Modulations | 6 |
| Test Methodology | 7 |
| Radiated Emission Test | 7 |
| Conducted Emission Test on A.C. mains line | 8 |
| Test Results | 9 |
| Emission Bandwidth | Section 15.407 (a).....9 |
| Maximum conducted output power | Section 15.407(a)51 |
| Peak power spectral density | Section 15.407 (a).....101 |
| Radiated Spurious Emissions and | 151 |
| Restricted bands of operation | Section 15.209 /15.205/15.407 (b) (6).....151 |
| Conducted Emission Test on A.C. Power Line..... | 183 |
| Appendix 1: Test Setup Photo | |
| Appendix 2: EUT External Photo | |
| Appendix 3: EUT Internal Photo | |
| Appendix 4: FCC Label and Label Location | |
| Appendix 5: Block Diagram | |
| Appendix 6: Specification of EUT | |
| Appendix 7: Schematic Diagrams | |
| Appendix 8: Bill of Material | |
| Appendix 9: User Manual | |
| Appendix 10: Maximum Permissible Human Exposure | |

www.tuv.com

List of Test and Measurement Instruments

TUV Rheinland (India) Pvt. Ltd., Bangalore

| Equipment | Manufacturer | Model | S/N | Calibration Due Date |
|--------------------------------------|----------------------|--------|------------|----------------------|
| EMI Test Receiver | Rohde &Schwarz | ESU 40 | 100288 | 29.10.2017 |
| Hybrid Log Periodic antenna | ETS Lindgren | 3142D | 00081354 | 10.06.2018 |
| Broadband Horn Antenna | Frankonia | HAX-18 | HAX18-802 | 16.03.2018 |
| Double-Ridged Waveguide Horn Antenna | ETS Lindgren | 3117 | 00133356 | 21.12.2017 |
| Emission Horn Antenna | ETS Lindgren | 116706 | 00107323 | 02.11.2017 |
| Active Loop Antenna | Frankonia | LAX-10 | LAX-10-800 | 22.12.2017 |
| Spectrum Analyser | Agilent Technologies | E4407B | US41192772 | 13.02.2018 |
| Anechoic Chamber | Frankonia | - | - | - |
| LISN | Rohde & Schwarz | ENV216 | 100022 | 07.09.2017 |
| EMI Receiver | Rohde & Schwarz | ESR7 | 101133 | 10.12.2017 |

Testing Facilities

TUV Rheinland (India) Private Limited
No. 108, West Wing
Electronic city Phase I
Bangalore – 560100

www.tuv.com

General Product Information

Product Function and Intended Use:

IDU is an indoor CPE with multiple user interfaces and LED indications for last mile wireless connectivity to the home in conjunction with LTE outdoor unit. It has 2 Ethernet LAN ports and 1 Ethernet WAN port, which supports PoE+, dual band and dual concurrent Wi-Fi interface supporting 2x2 MIMO and compliant to 802.11 a/b/g/n/ac standards. It is powered by a 54V DC power adapter, reset switch and multi-color LED indicators for status indication. Wi-Fi antennae are internal to the enclosure

Ratings and System Details

| | | |
|---------------------|--|-------------------------------------|
| Operating Frequency | 5150 - 5250 MHz | |
| Channel Bandwidth | 20 MHz, 40MHz, 80MHz | |
| Transmitted Power | 802.11a | 17.88 dBm |
| | 802.11ac | 18.08 dBm |
| | 802.11n | 18.82 dBm |
| Modulation | 802.11a | OFDM with BPSK,QPSK, 16-QAM, 64-QAM |
| | 802.11n | BPSK,QPSK,16-QAM,64-QAM |
| | 802.11ac | OFDM |
| Data Rate | 802.11n: 6.5, 13, 19.5, 26, 39, 52, 58.5, 65 Mbps 802.11a: 6, 9, 12, 18, 24, 36, 48, 54 Mbps 802.11ac 20MHz : 6.5, 13, 19.5, 26, 39, 52, 58.5, 65, 78,86.7 802.11ac 40MHz: 13.5, 27, 40.5, 54, 81, 108, 121.5, 135, 162, 180 802.11ac 80MHz: 29.2, 58.5, 87.8, 117, 175.5, 234, 263.2, 292.5, 351, 390 | |
| Antenna Type | Internal mount and cable connection | |
| Number of antenna | 2x2 mimo | |
| Antenna Gain | 5dBi and 4.47dBi | |
| Supply Voltage | 54VDC | |
| Environmental | 0°C to +40°C | |

Test Conditions:

Supply Voltage: 54V DC from Power Adaptor

Environmental conditions:

Temperature: +25.3 °C

RH: 59%

www.tuv.com

Test Set-up and Operation Mode

Principle of Configuration Selection

Transmission was enabled with 100% duty cycle duty on low, mid and high channel.

Test Operation and Test Software

Test Tool (QRTC v3.0.174.0 & Tera Term v4.75) used enable the transmission with burst mode, changing channels (low/mid/high) and data rates on the EUT for the tests in this report.

Special Accessories and Auxiliary Equipment

- Ethernet cable was used for interface between EUT and Laptop.

Countermeasures to achieve EMC Compliance

- None

Test Modes – Data Rates and Modulations

For Antenna port/Radiated spurious emissions, the tests were performed for all data rates and only worst case results are reported in this report.

SISO mode operation: 802.11a – 6Mbps to 54Mbps
802.11n – MCS0 to MCS7
MIMO mode operation: 802.11n – MCS8 to MCS15
802.11ac – MCS0 to MCS9

Antenna Details:

| Manufacturer | Antenna Type |
|--------------|-------------------------------------|
| Ethertronics | Internal mount and cable connection |

www.tuv.com

Test Methodology

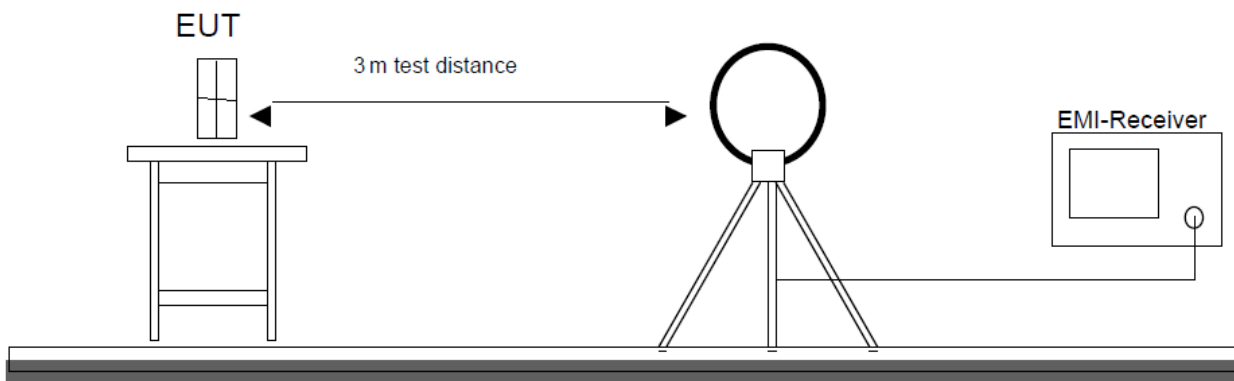
Radiated Emission Test

The radiated emission measurement was performed according to the procedures in ANSI C63.10-2013. The equipment under test (EUT) was placed at the middle of the 80 cm high turntable for below 1GHz & 1.5m height for above 1GHz measurement, and the EUT is 3 meters far from the measuring antenna. The turntable was rotated 360° for obtaining the maximum emission. The height of the measuring antennas was scanned between 1m and 4m, and the antenna rotated to repeat the measurements for both the horizontal and vertical antenna polarizations. Repeat the measurement steps until the maximum emissions were obtained. The measurement above 1000MHz was performed by horn antenna. The measurement below 30MHz was performed by loop antenna.

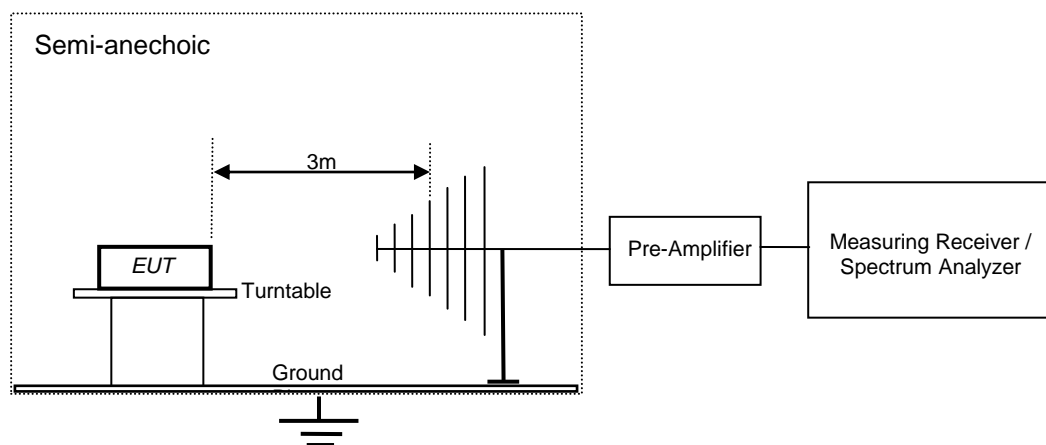
The EUT was rotated around the X-, Y-, and Z-Axis and the results from worst case axis are recorded.

Test Setup Configuration

Frequency Range 9 kHz -30 MHz

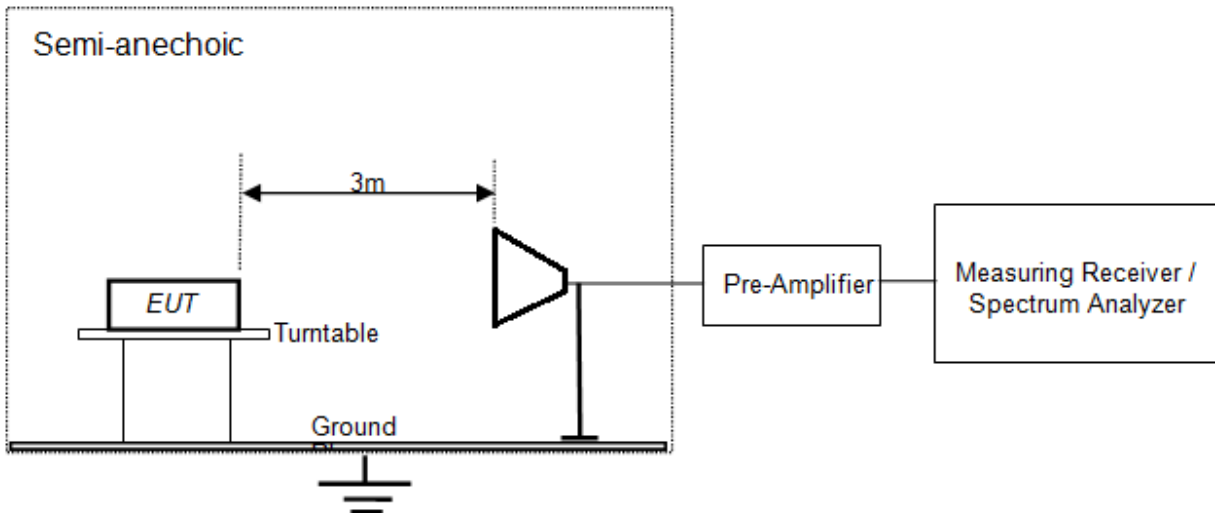


Frequency Range 30MHz -1GHz



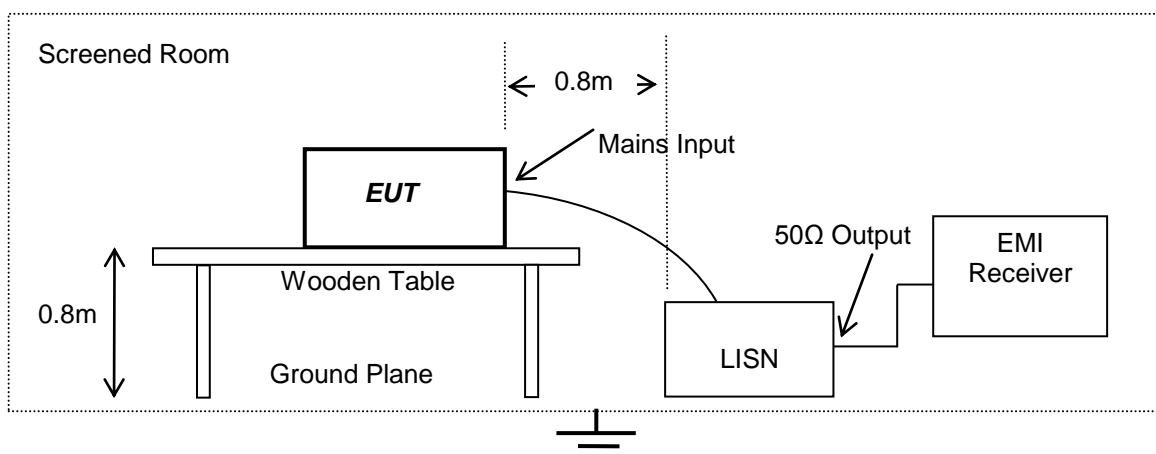
www.tuv.com

Frequency above 1GHz



Conducted Emission Test on A.C. mains line

The equipment under test (EUT) was placed on a wooden table 80cm above the ground plane, the LISN was placed 80cm away from the EUT. The test was performed in accordance with ANSI C63.10 - 2013, with the following: an initial measurement was performed in peak and average detection mode on the live and neutral lines. The pre-scan was performed by peak detection on both live and neutral conductors. Any emissions recorded within 20dB of the relevant limit line were re-measured using quasi-peak and average detections, the 6 worst cases were recorded in the table of results.



www.tuv.com

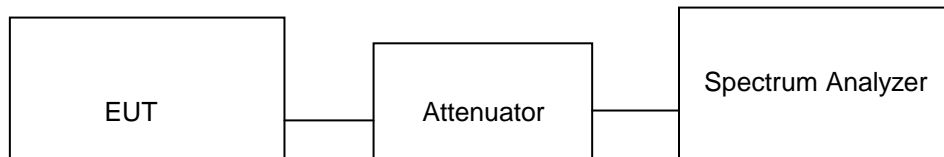
Test Results

**Emission Bandwidth
Result**

**Section 15.407 (a)
Pass**

Test Specification FCC Part 15 Section 15.407(a)
Measurement Bandwidth (RBW) 300 kHz / 1MHz

Test Method:

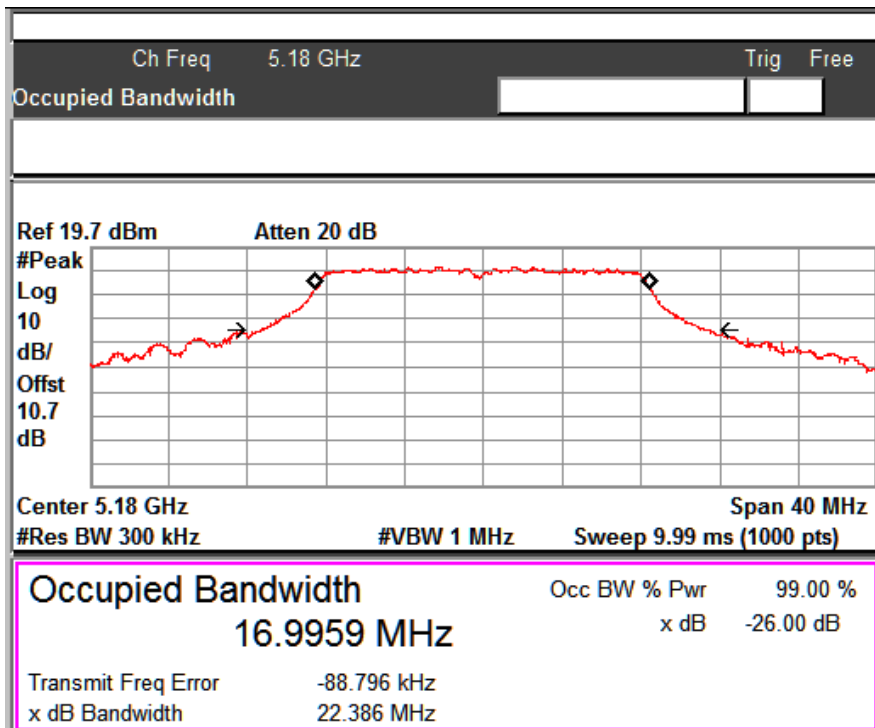
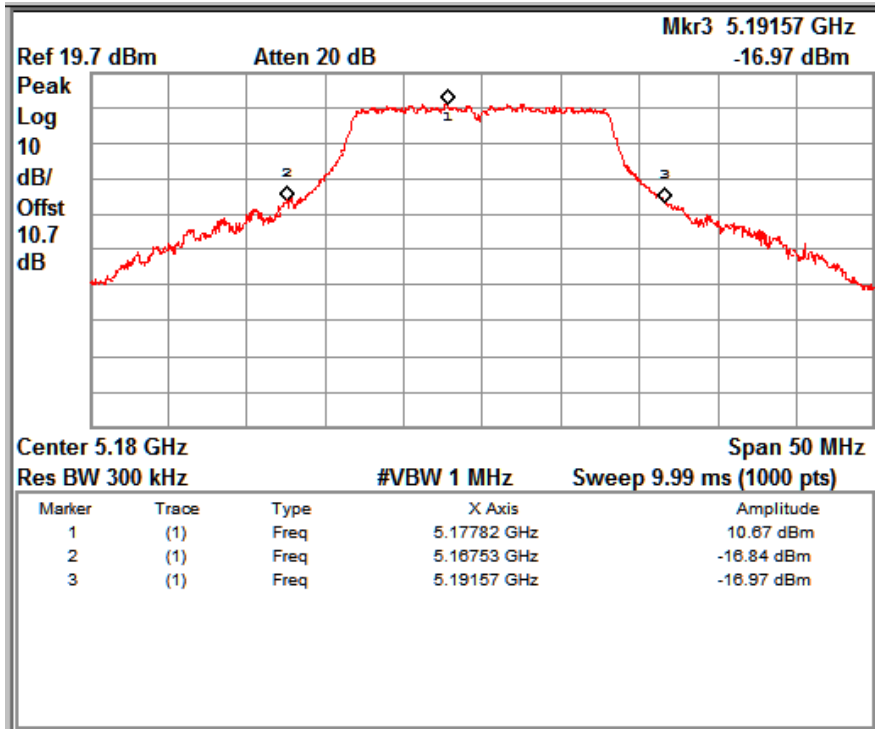


Offset value 10.7dB is added in the final measurement value.

Test Result:

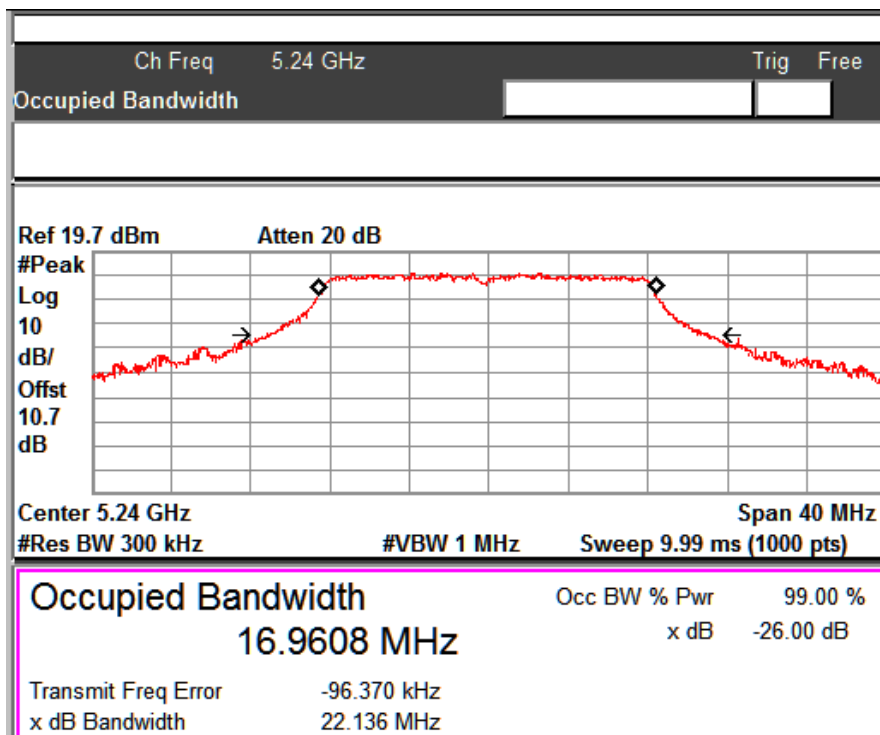
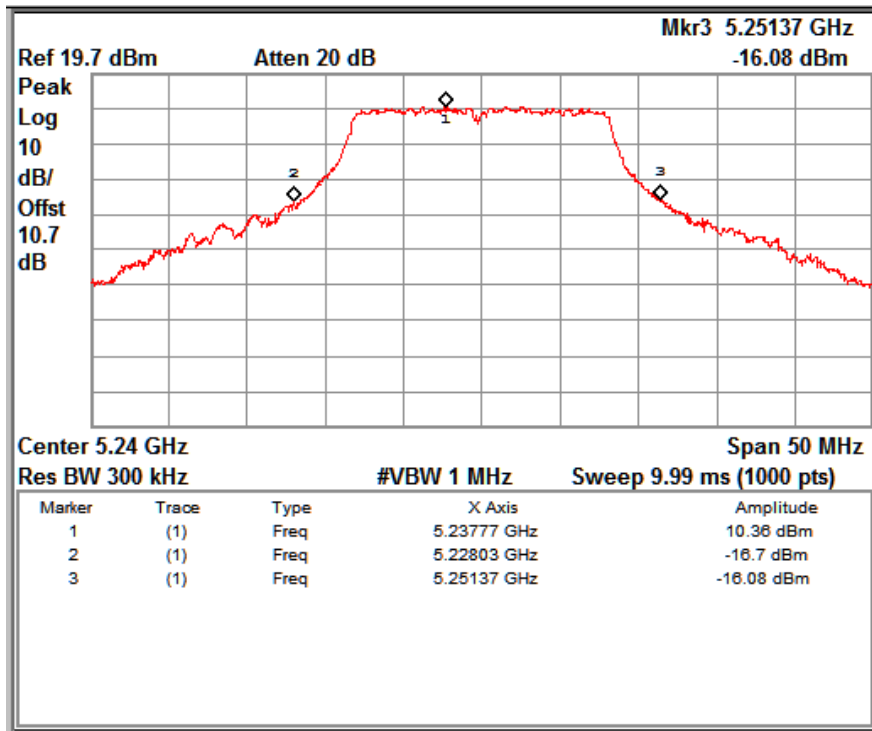
Modulation: 802.11a

| Data Rate (Mbps) | Channel. No | Frequency (MHz) | EBW (MHz) | OBW (MHz) |
|------------------|-------------|-----------------|-----------|-----------|
| 6 | 36 | 5180 | 24.04 | 16.99 |
| | 48 | 5240 | 23.34 | 16.96 |
| 24 | 36 | 5180 | 23.04 | 16.82 |
| | 48 | 5240 | 22.89 | 16.84 |
| 54 | 36 | 5180 | 22.09 | 16.82 |
| | 48 | 5240 | 22.04 | 16.81 |



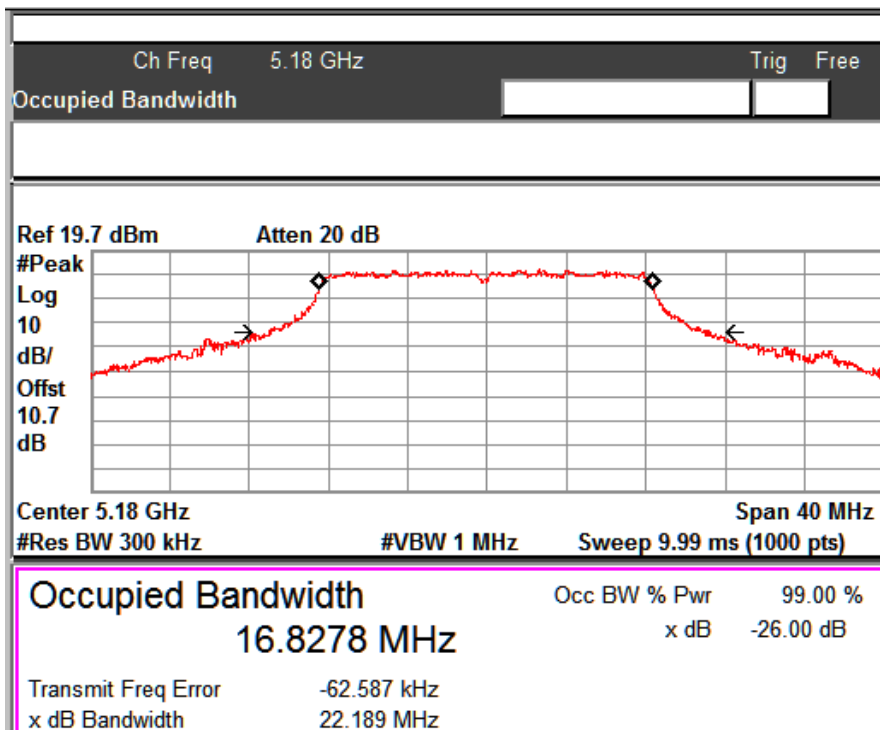
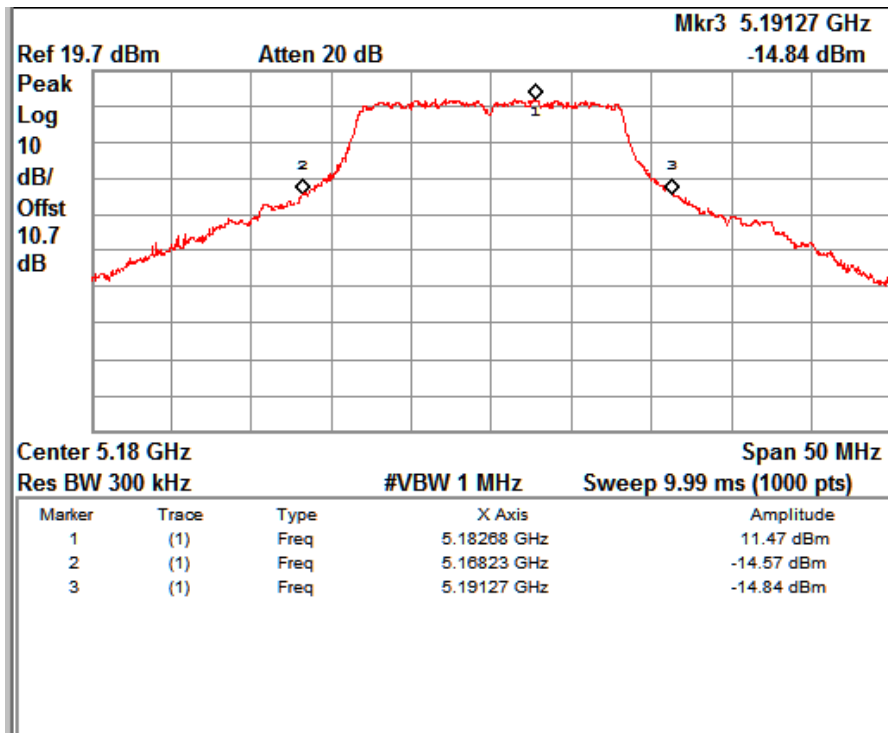
Data Rate: 6Mbps

Channel Frequency: 5180MHz



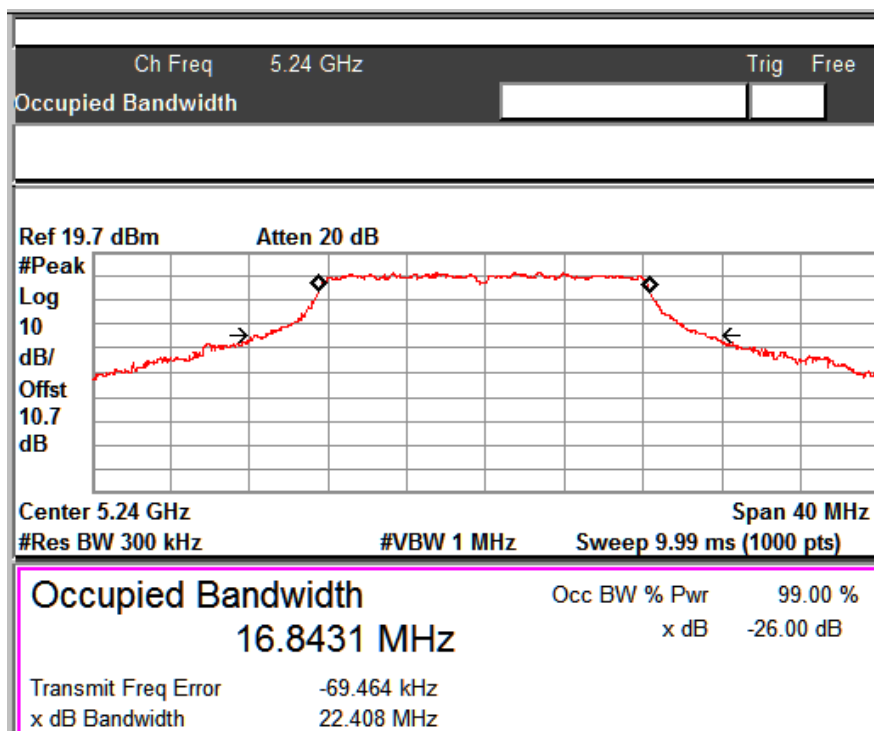
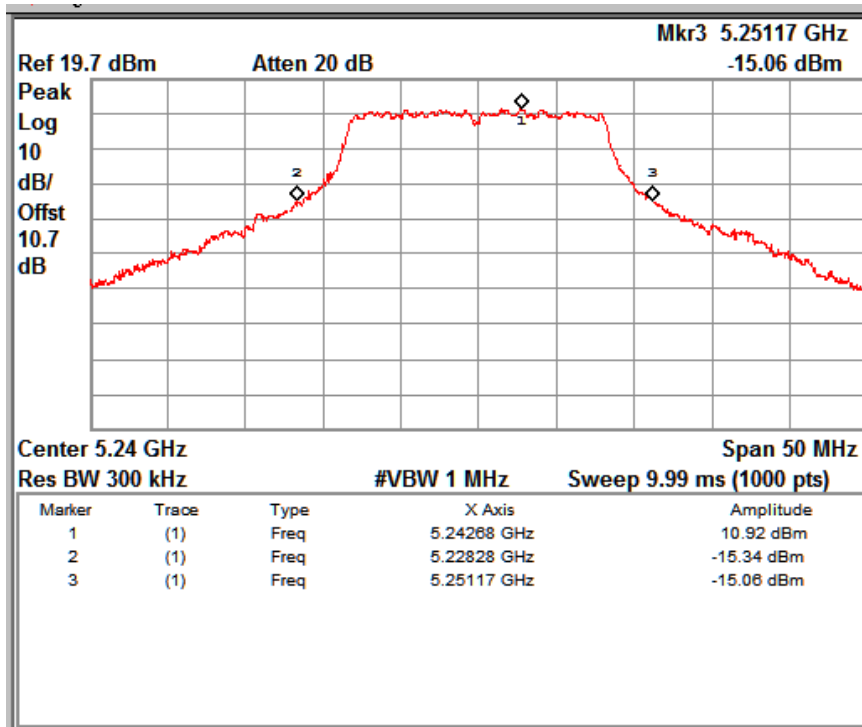
Data Rate: 6Mbps

Channel Frequency: 5240MHz



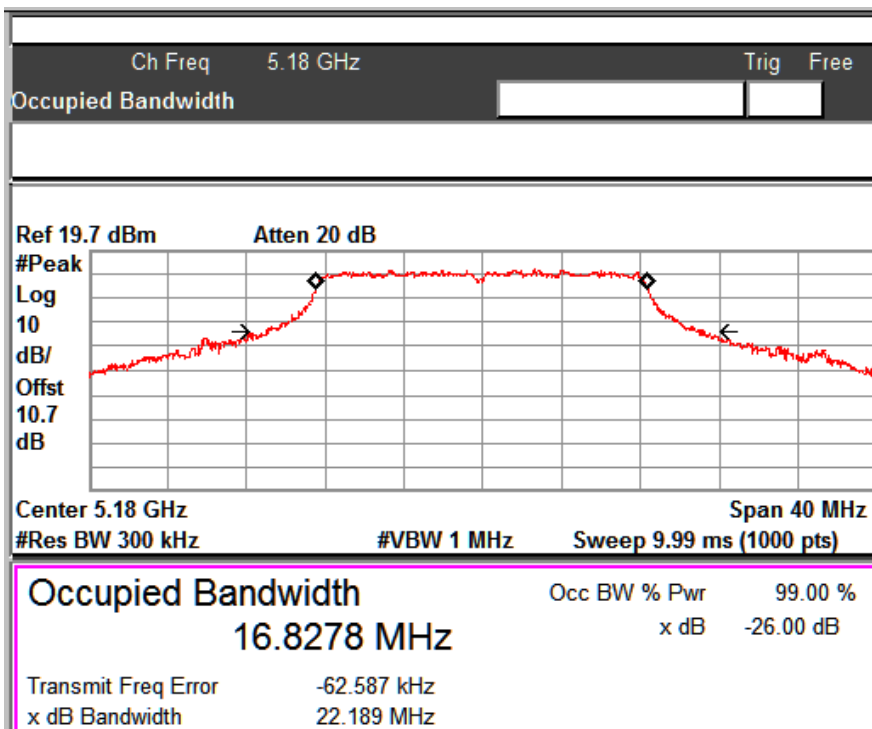
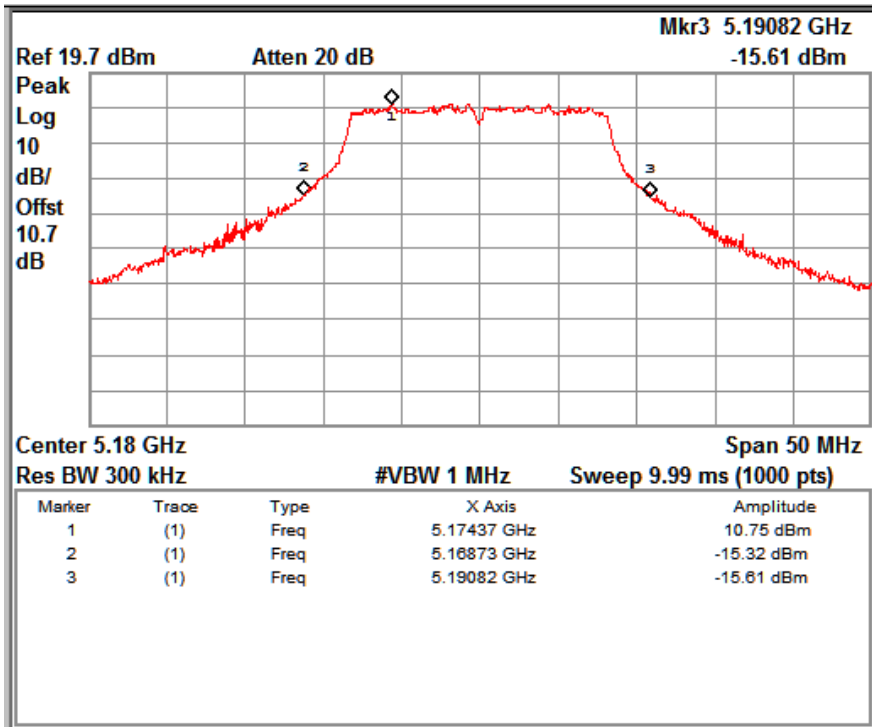
Data Rate: 24Mbps

Channel Frequency: 5180MHz



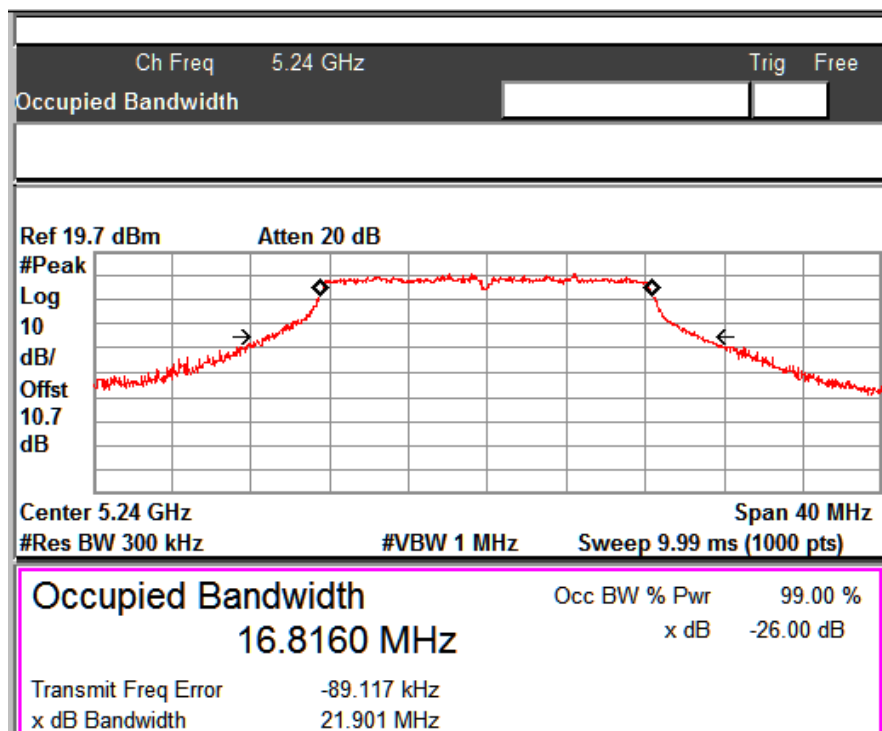
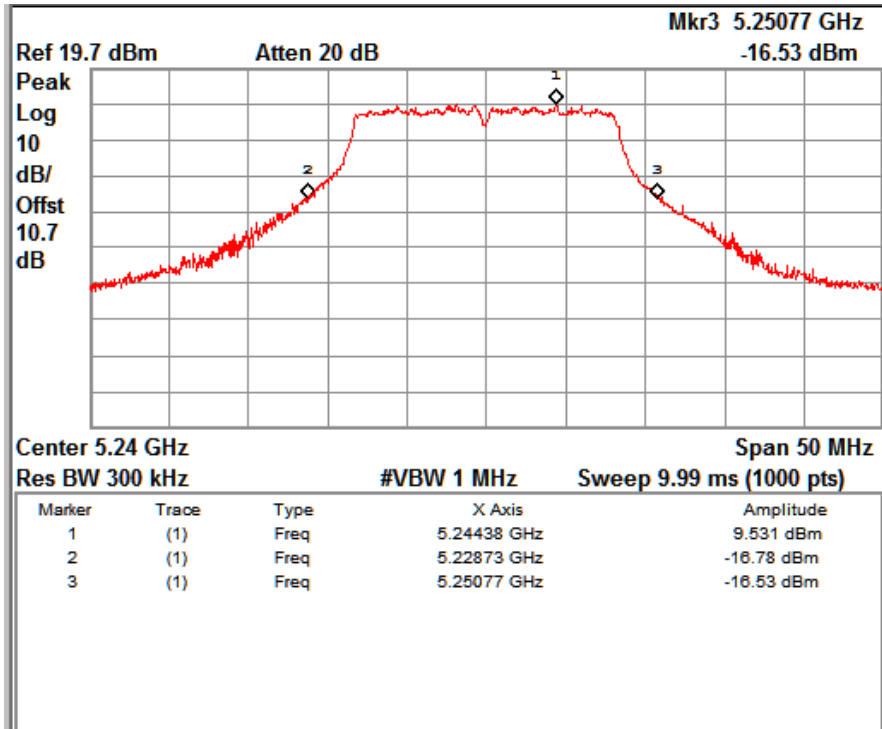
Data Rate: 24Mbps

Channel Frequency: 5240MHz



Data Rate: 54Mbps

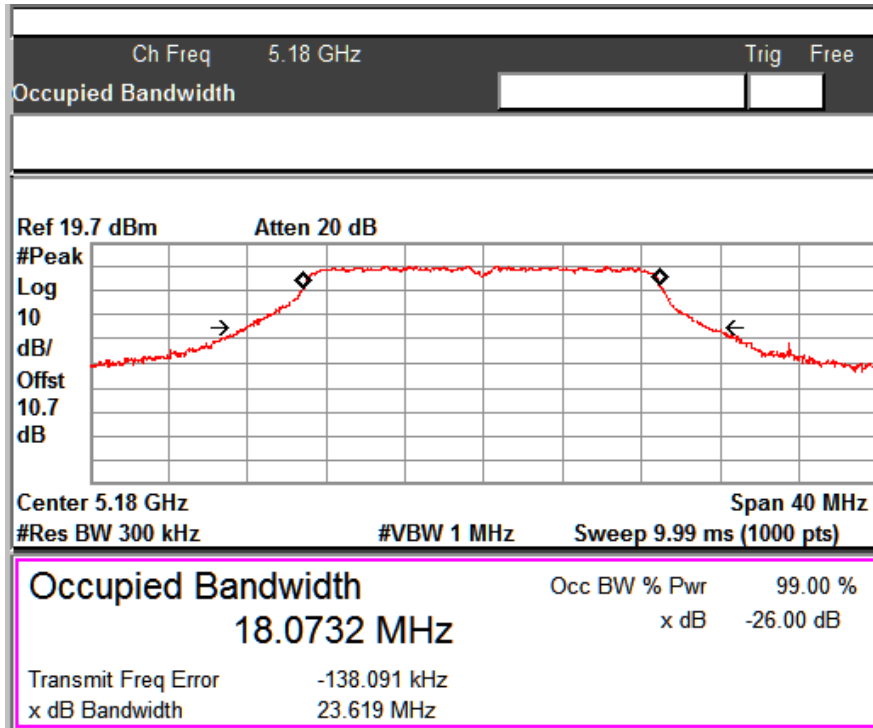
Channel Frequency: 5180MHz


Data Rate: 54Mbps
Channel Frequency: 5240MHz

www.tuv.com

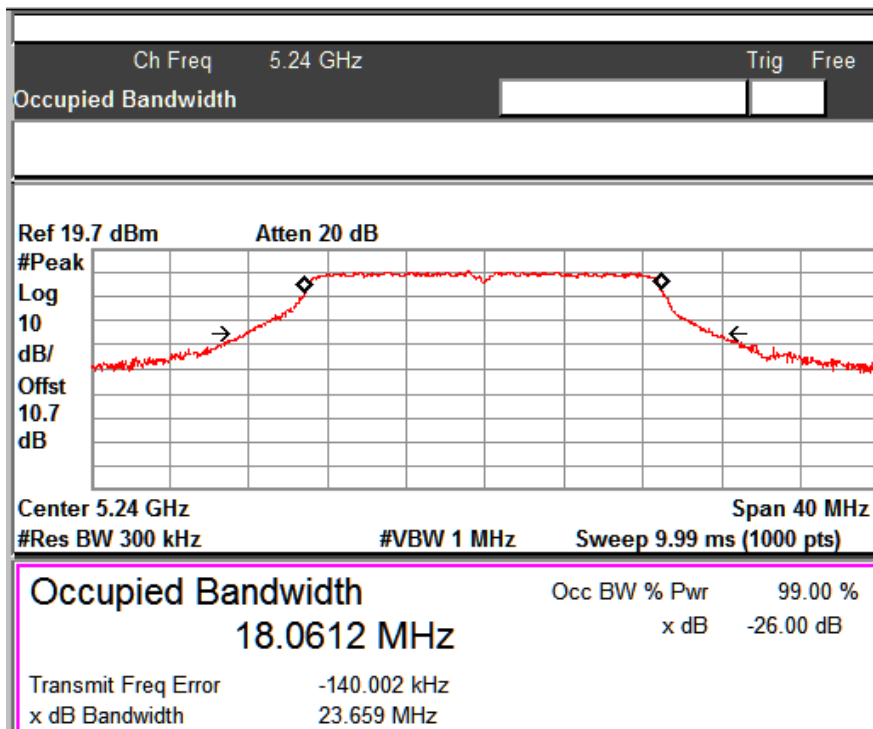
Modulation: 802.11ac VHT20

| Data Rate (Mbps) | Channel. No | Frequency (MHz) | EBW (MHz) | OBW (MHz) |
|-----------------------------|--------------------|----------------------------|----------------------|----------------------|
| MCS 0 | 36 | 5180 | 23.61 | 18.07 |
| | 48 | 5240 | 23.65 | 18.06 |
| MCS 4 | 36 | 5180 | 23.80 | 18.04 |
| | 48 | 5240 | 23.69 | 18.05 |
| MCS 7 | 36 | 5180 | 23.09 | 17.96 |
| | 48 | 5240 | 23.07 | 17.98 |



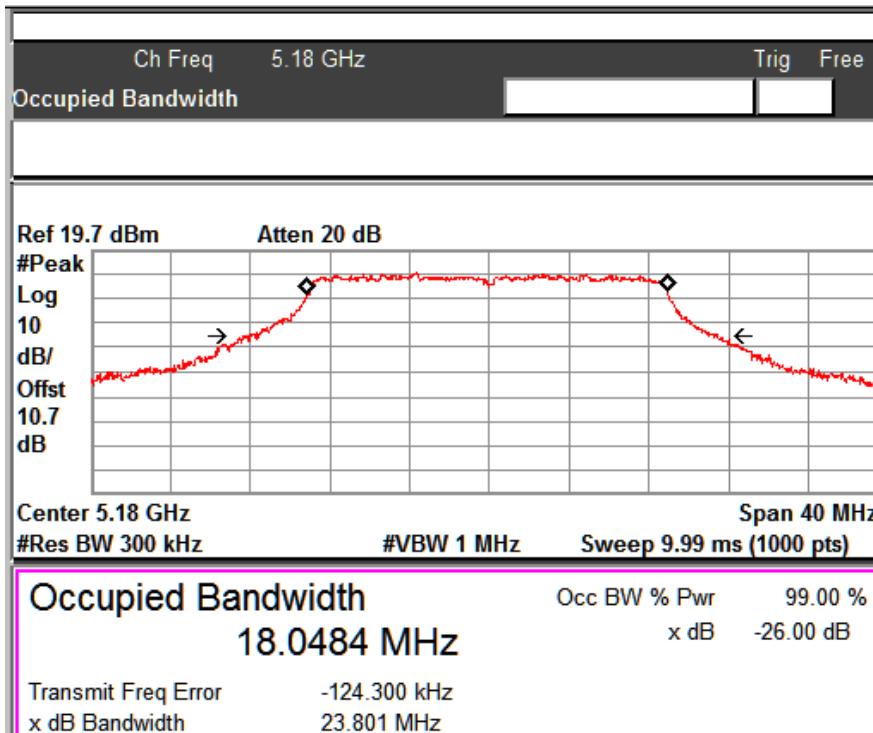
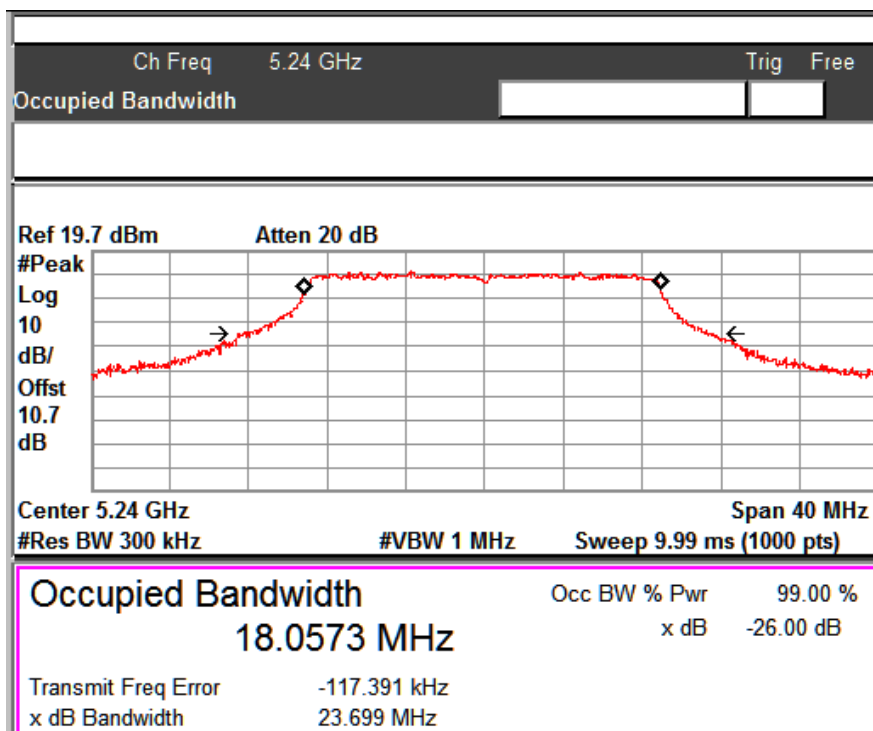
Data Rate: MCS 0

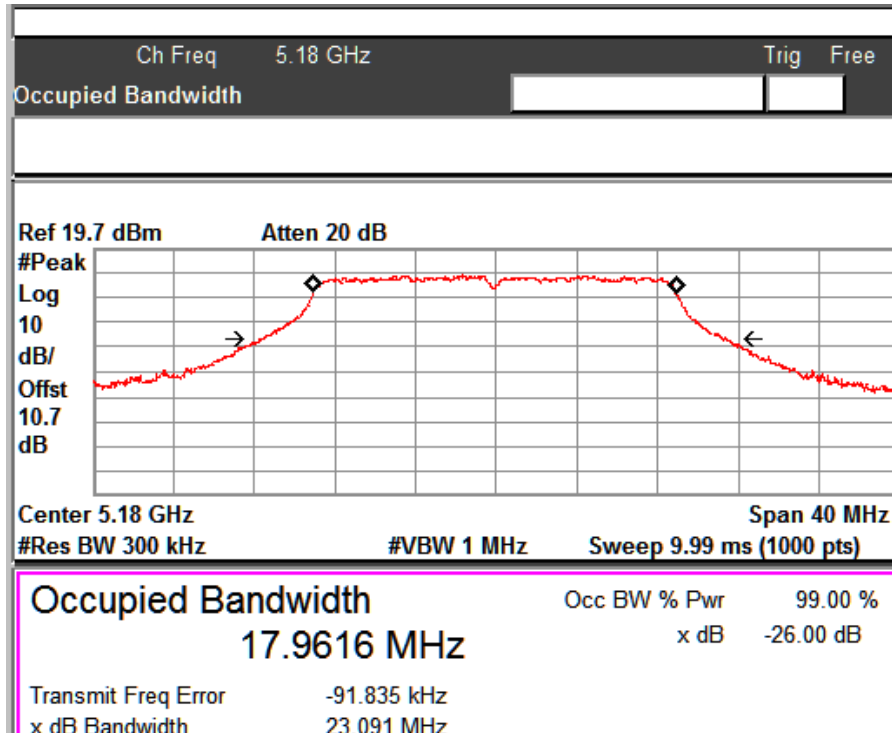
Channel Frequency: 5180MHz



Data Rate: MCS 0

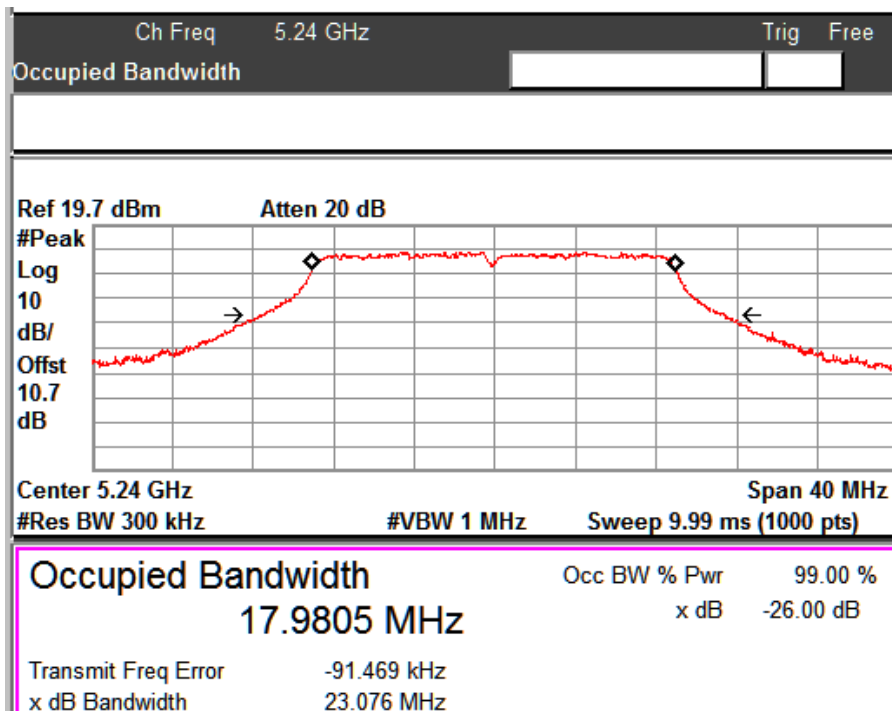
Channel Frequency: 5240MHz


Data Rate: MCS 4
Channel Frequency: 5180MHz

Data Rate: MCS4
Channel Frequency: 5240MHz



Data Rate: MCS 7

Channel Frequency: 5180MHz



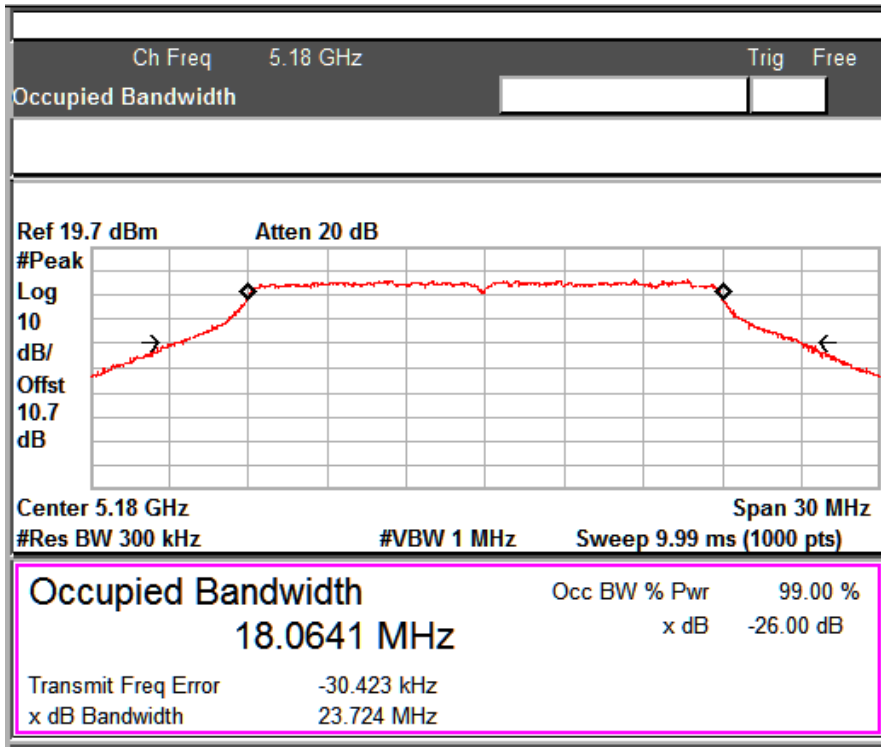
Data Rate: MCS 7

Channel Frequency: 5240MHz

www.tuv.com

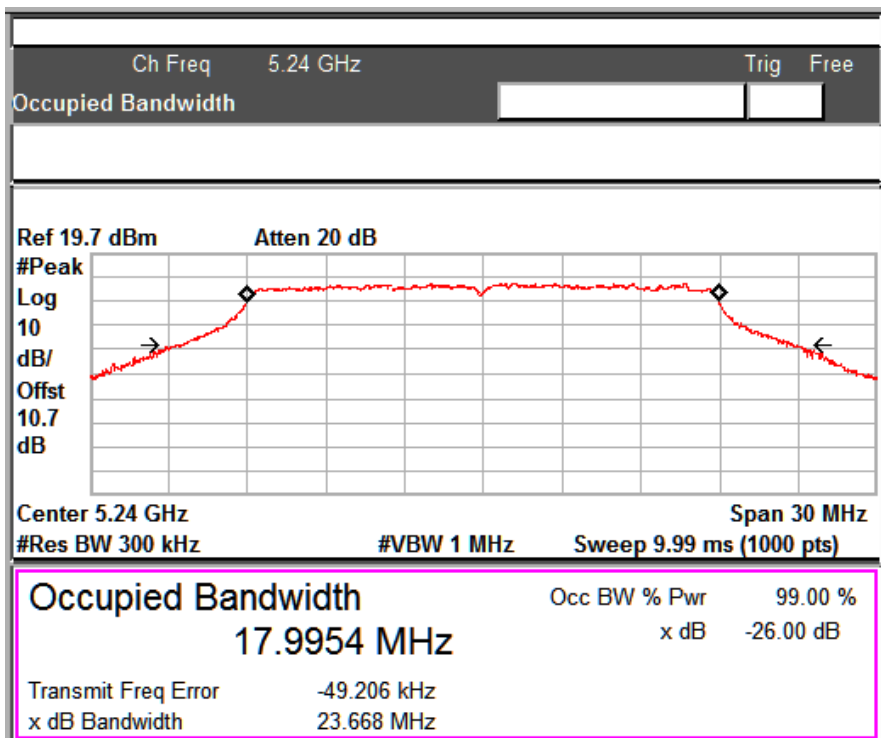
Modulation: 802.11ac VHT20 MIMO

| Data Rate (Mbps) | Channel. No | Frequency (MHz) | EBW (MHz) | OBW (MHz) |
|-----------------------------|--------------------|----------------------------|----------------------|----------------------|
| MCS 8 | 36 | 5180 | 23.72 | 18.06 |
| | 48 | 5240 | 23.66 | 17.99 |
| MCS 11 | 36 | 5180 | 22.90 | 17.98 |
| | 48 | 5240 | 22.75 | 18.00 |
| MCS 15 | 36 | 5180 | 22.87 | 17.91 |
| | 48 | 5240 | 23.03 | 17.92 |



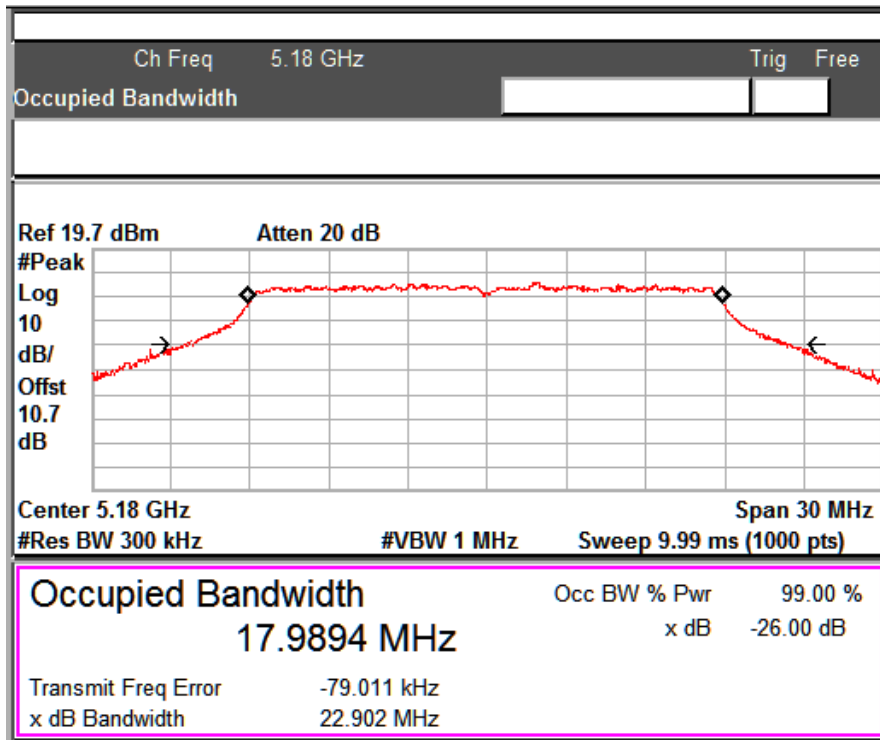
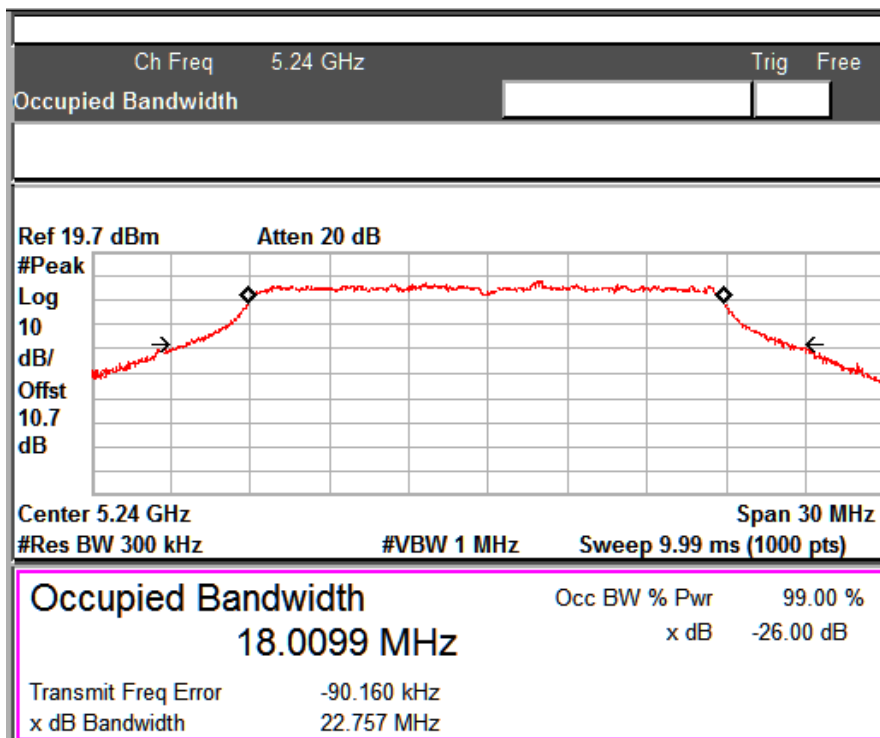
Data Rate: MCS 8

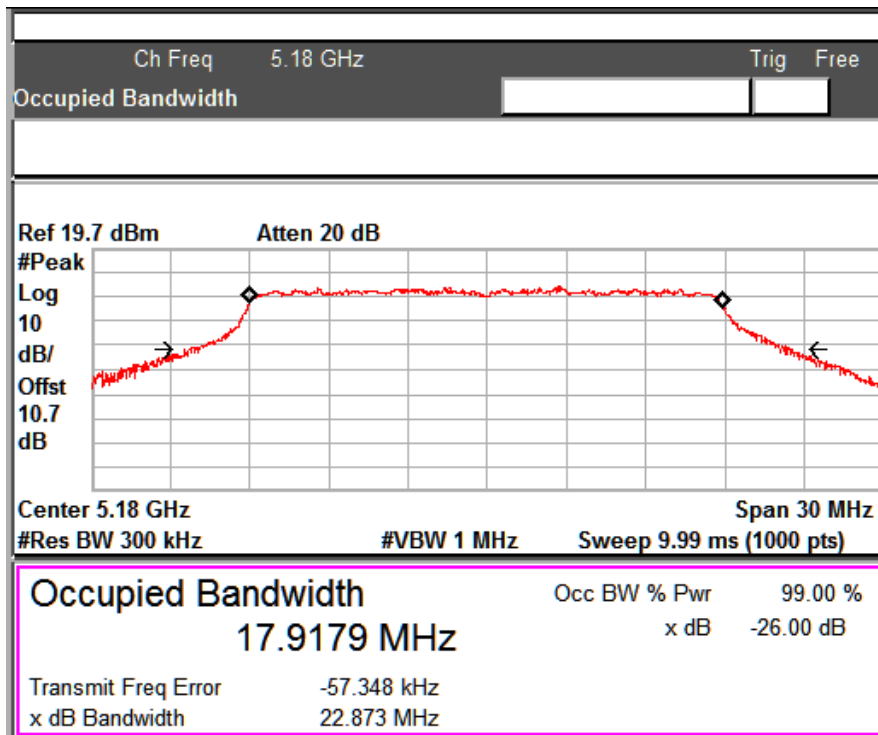
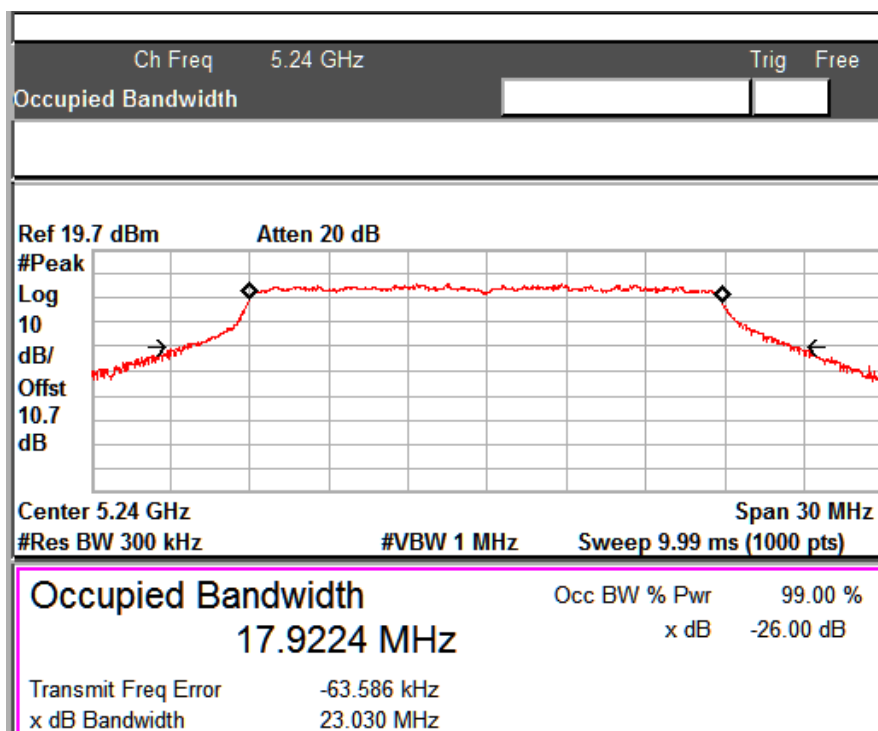
Channel Frequency: 5180MHz



Data Rate: MCS 8

Channel Frequency: 5240MHz

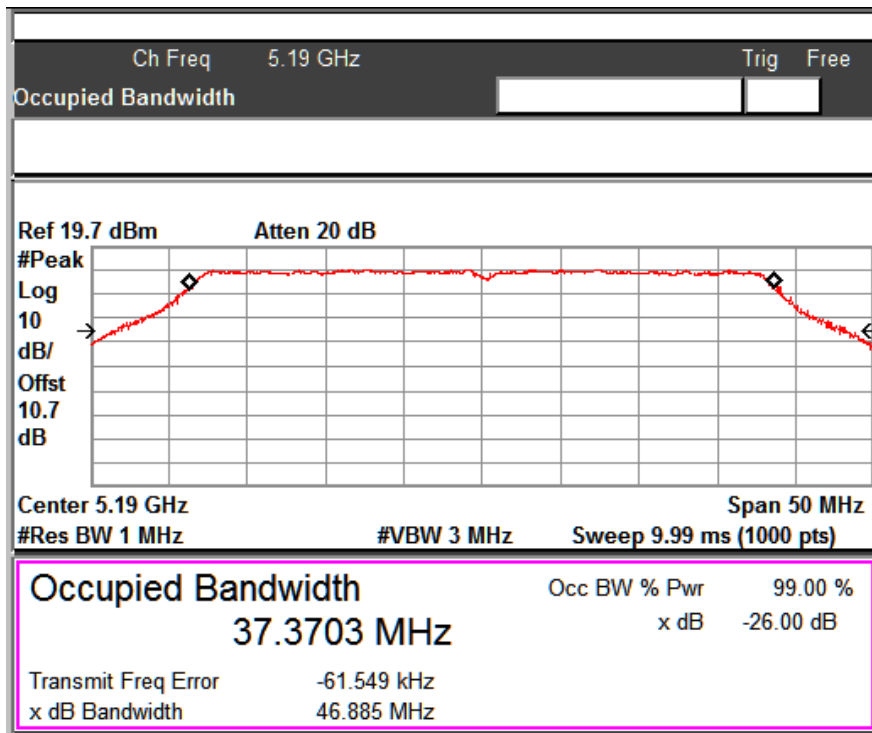

Data Rate: MCS 11
Channel Frequency: 5180MHz

Data Rate: MCS 11
Channel Frequency: 5240MHz


Data Rate: MCS 15
Channel Frequency: 5180MHz

Data Rate: MCS 15
Channel Frequency: 5240MHz

www.tuv.com

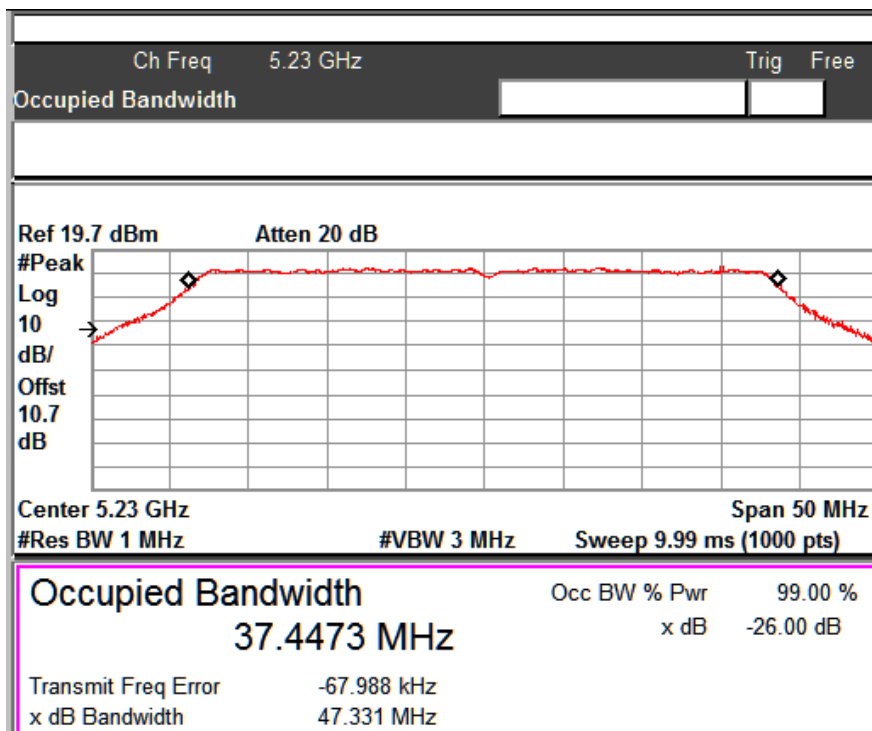
Modulation: 802.11ac vht 40

| Data Rate (Mbps) | Channel. No | Frequency (MHz) | EBW (MHz) | OBW (MHz) |
|-----------------------------|--------------------|----------------------------|----------------------|----------------------|
| MCS 0 | 38 | 5190 | 46.88 | 37.37 |
| | 46 | 5230 | 47.33 | 37.44 |
| MCS 4 | 38 | 5190 | 45.67 | 37.20 |
| | 46 | 5230 | 46.35 | 37.17 |
| MCS 7 | 38 | 5190 | 46.88 | 37.37 |
| | 46 | 5230 | 47.33 | 37.44 |



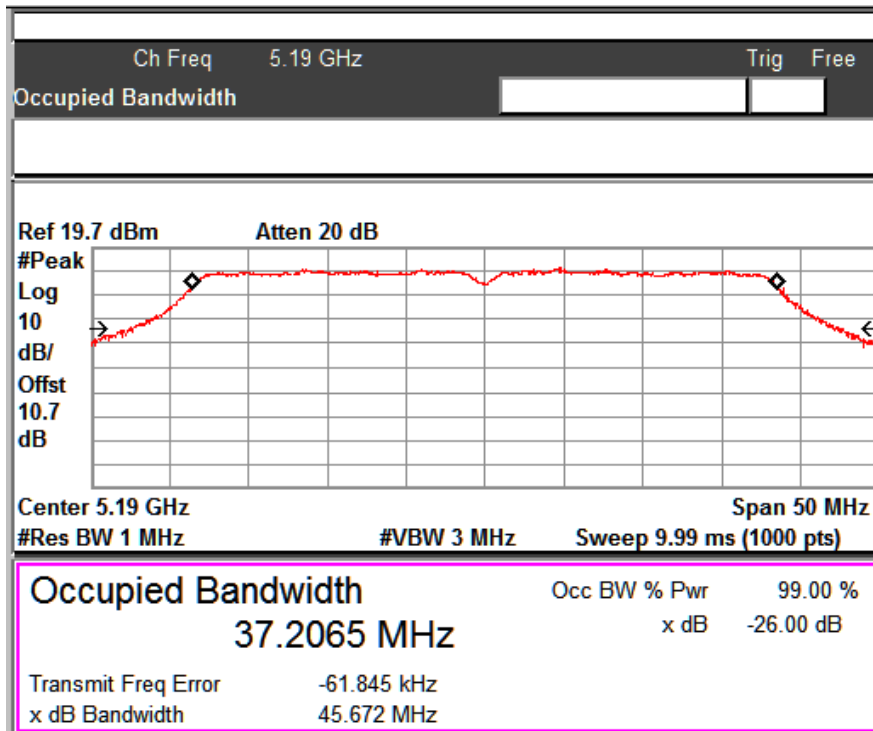
Data Rate: MCS 0

Channel Frequency: 5190MHz



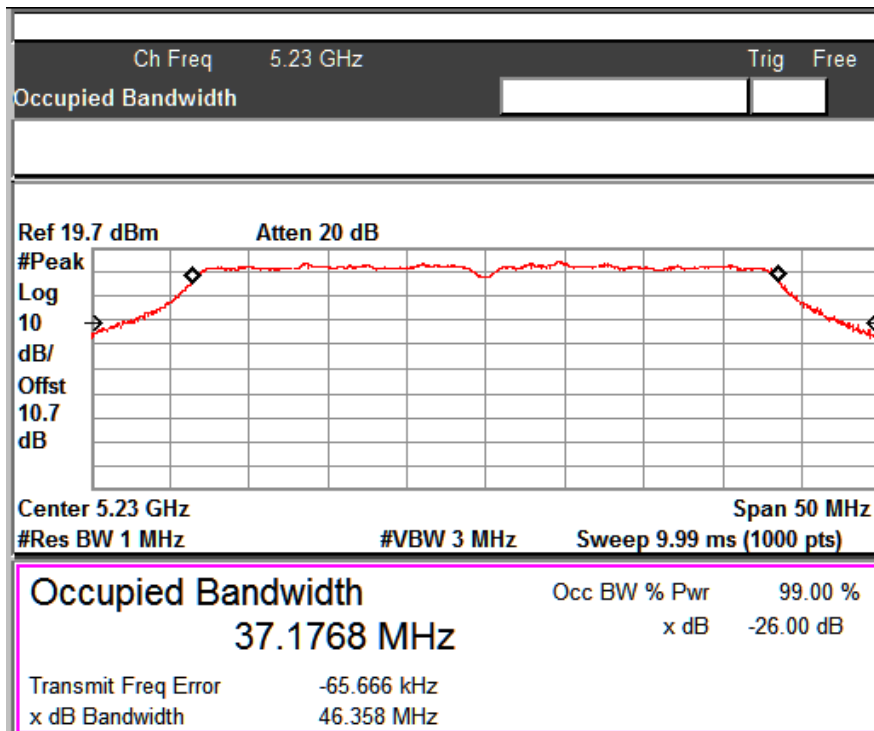
Data Rate: MCS 0

Channel Frequency: 5230MHz



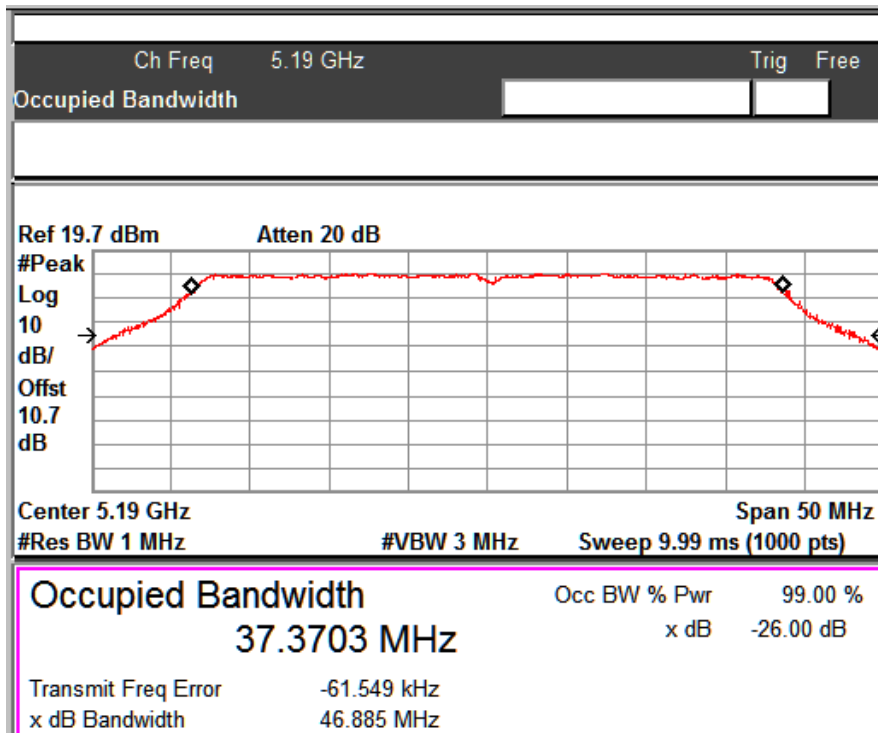
Data Rate: MCS 4

Channel Frequency: 5190MHz



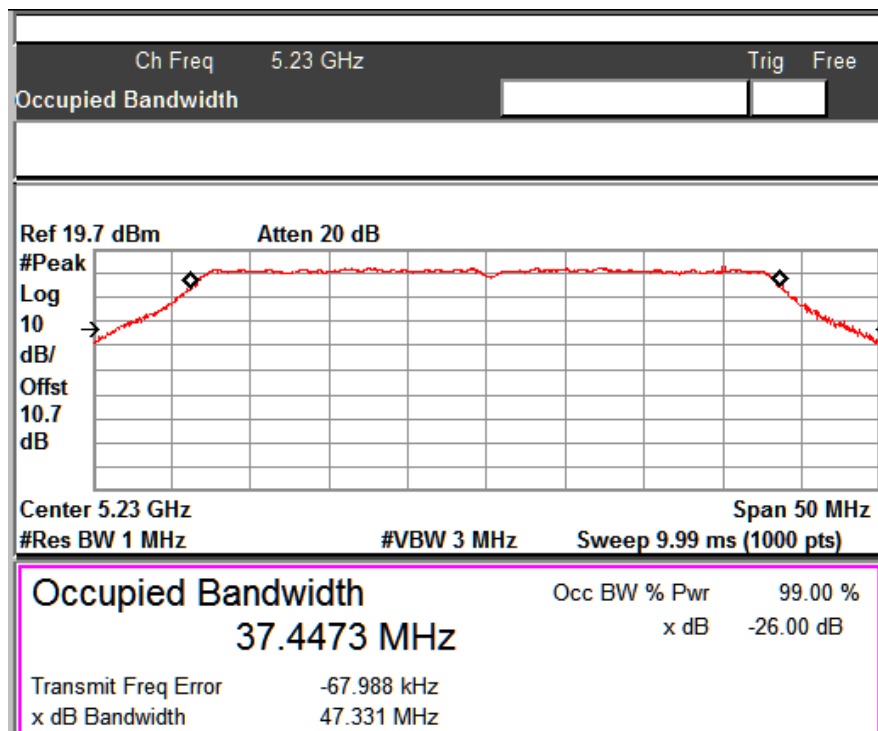
Data Rate: MCS 4

Channel Frequency: 5230MHz



Data Rate: MCS 7

Channel Frequency: 5190MHz



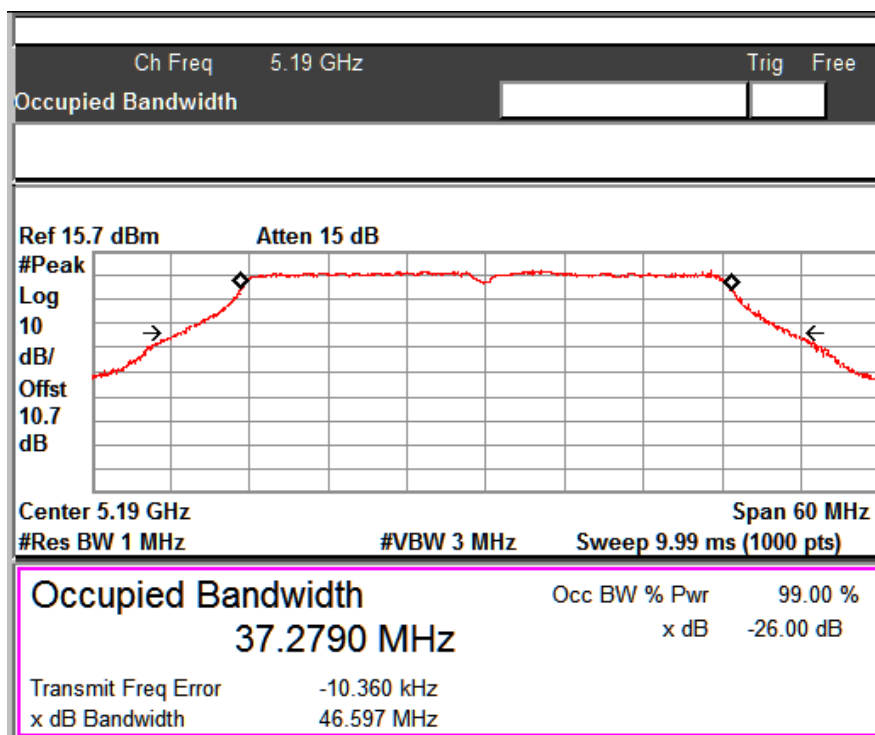
Data Rate: MCS 7

Channel Frequency: 5230MHz

www.tuv.com

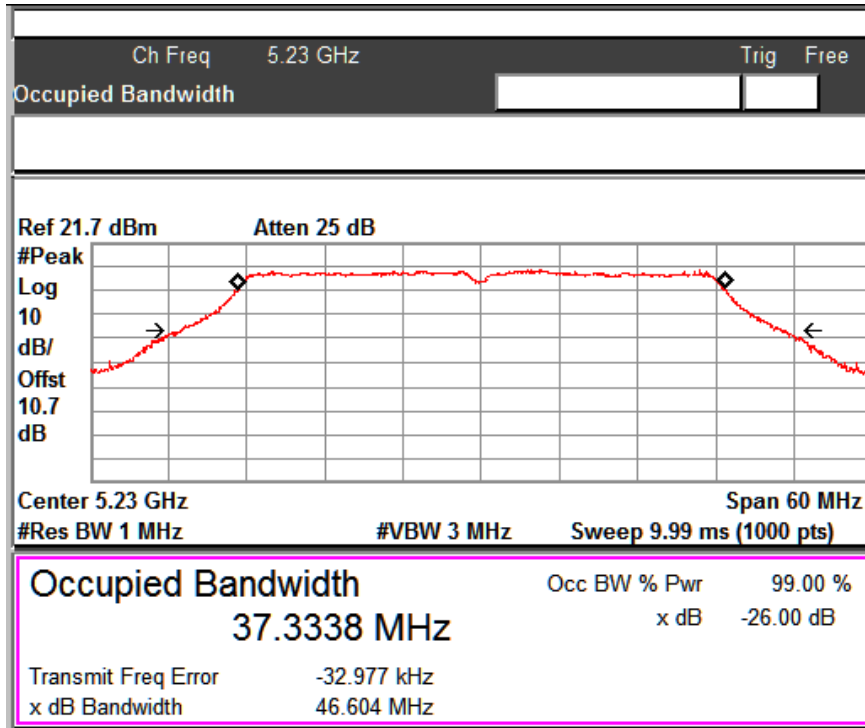
Modulation: 802.11ac VHT 40 MIMO

| Data Rate (Mbps) | Channel. No | Frequency (MHz) | EBW (MHz) | OBW (MHz) |
|------------------|-------------|-----------------|-----------|-----------|
| MCS 8 | 38 | 5190 | 46.59 | 37.27 |
| | 46 | 5230 | 46.60 | 37.33 |
| MCS 11 | 38 | 5190 | 46.01 | 37.35 |
| | 46 | 5230 | 46.03 | 37.43 |
| MCS 15 | 38 | 5190 | 45.39 | 36.98 |
| | 46 | 5230 | 46.40 | 37.25 |



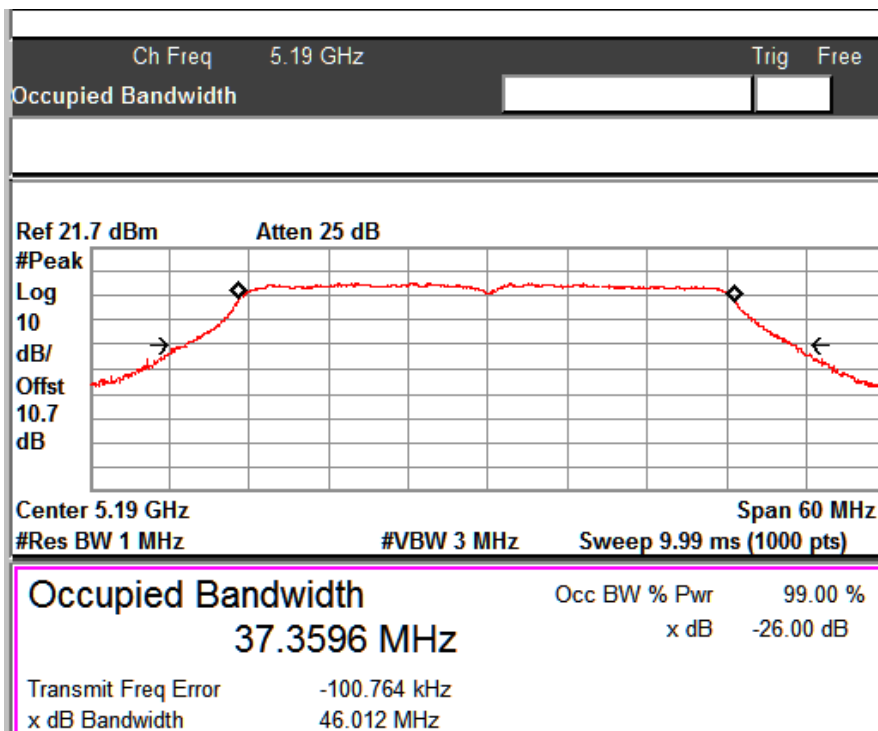
Data Rate: MCS 8

Channel Frequency: 5190MHz



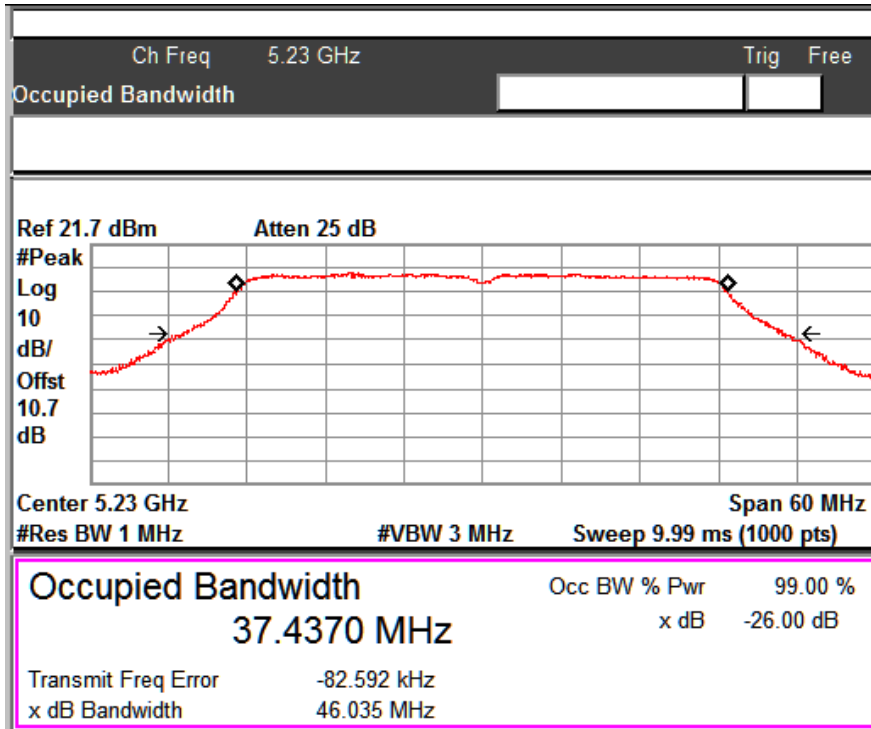
Data Rate: MCS 8

Channel Frequency: 5230MHz



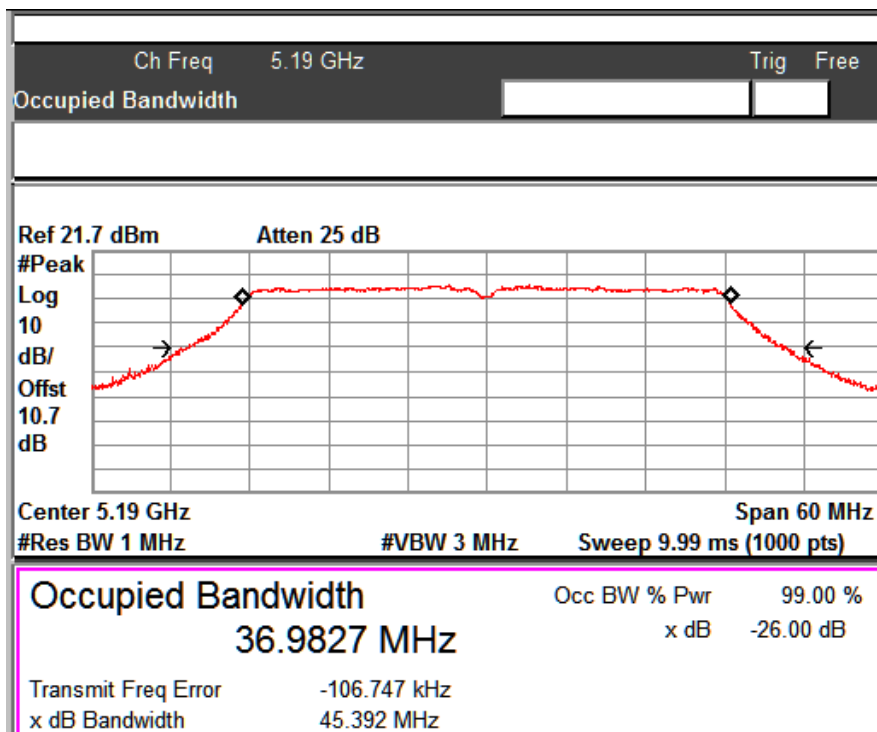
Data Rate: MCS 11

Channel Frequency: 5190MHz



Data Rate: MCS 11

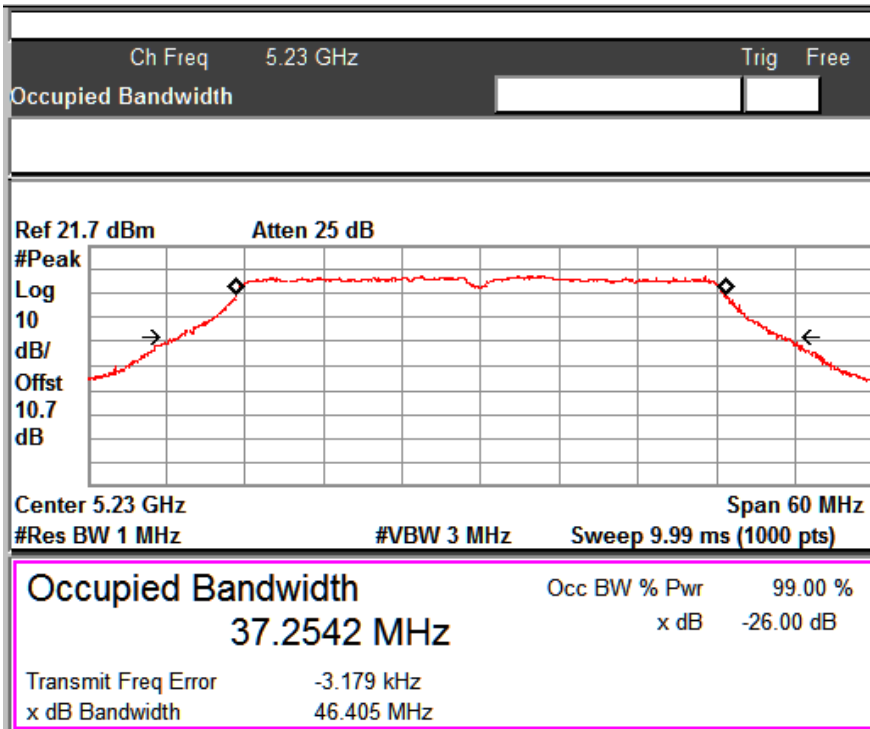
Channel Frequency: 5230MHz



Data Rate: MCS 15

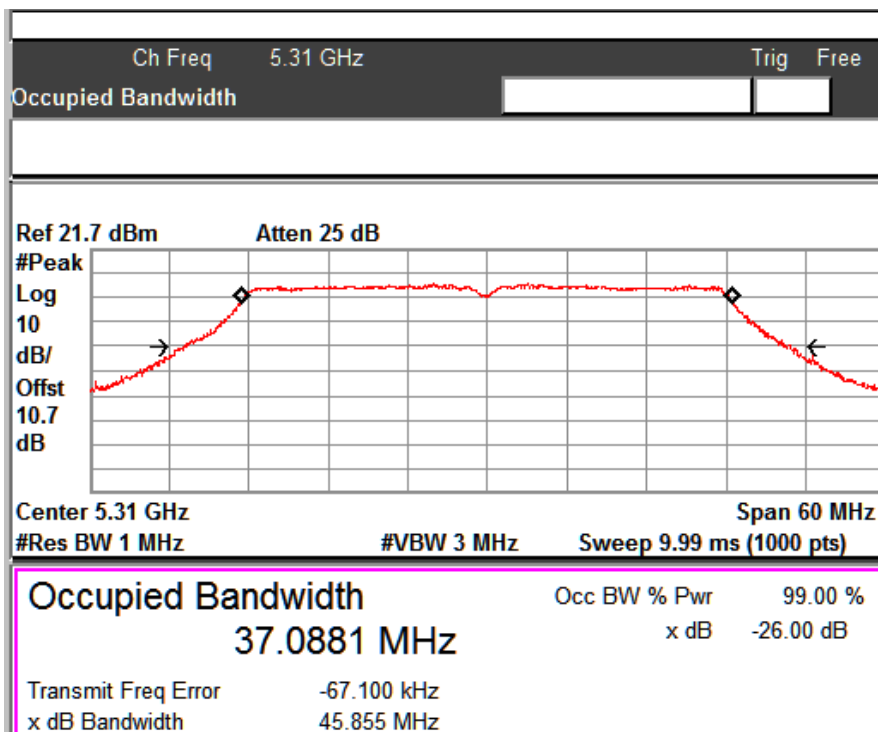
Channel Frequency: 5190MHz

www.tuv.com



Data Rate: MCS 15

Channel Frequency: 5230MHz



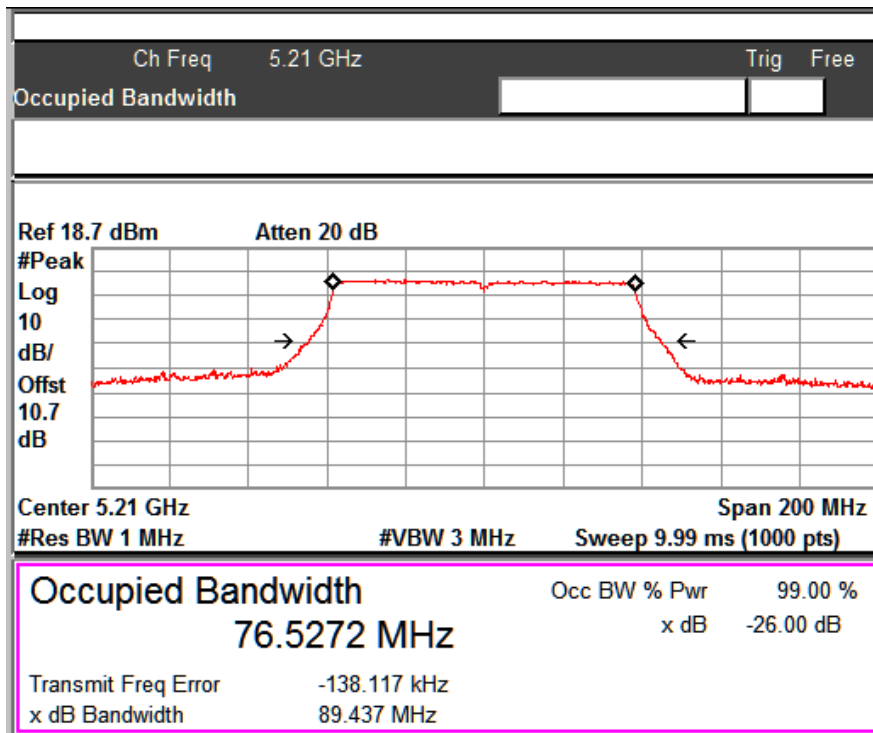
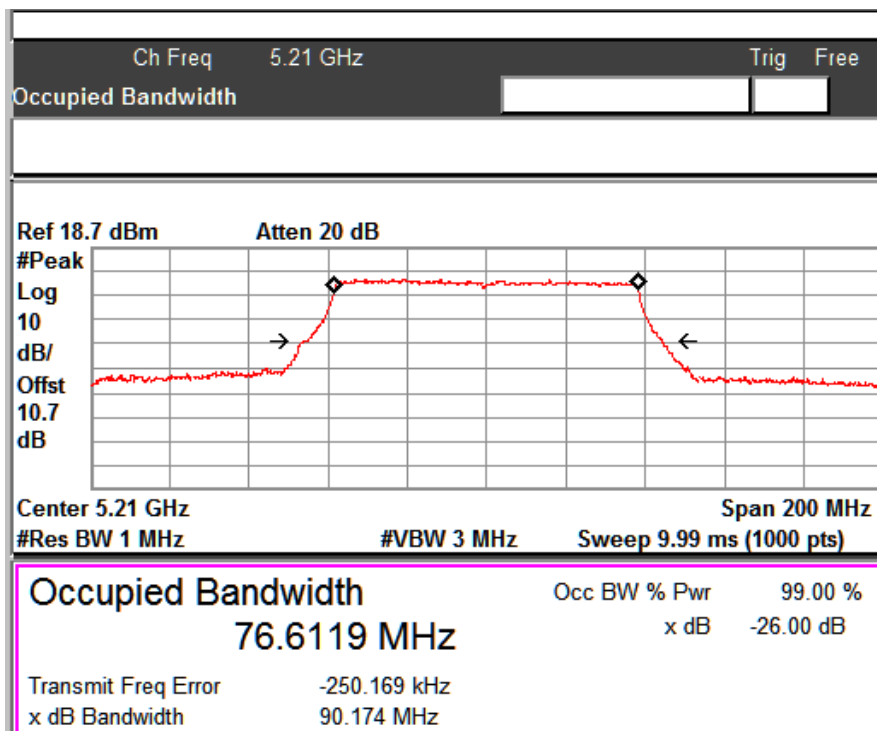
Data Rate: MCS 15

Channel Frequency: 5310MHz

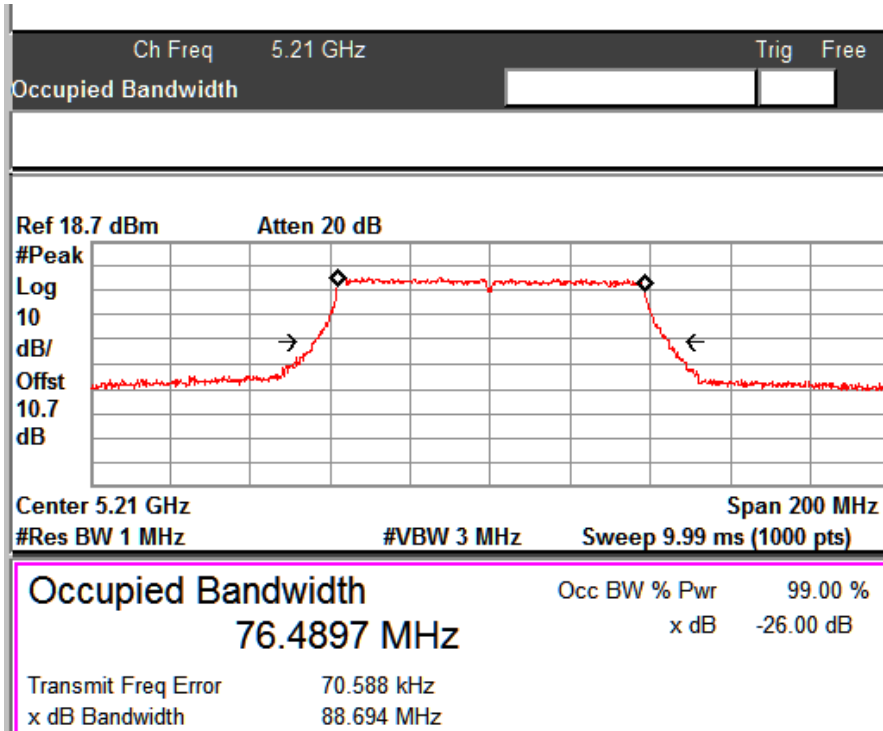
www.tuv.com

Modulation: 802.11ac vht 80

| Data Rate (Mbps) | Channel. No | Frequency (MHz) | EBW (MHz) | OBW (MHz) |
|-----------------------------|--------------------|----------------------------|----------------------|----------------------|
| MCS 0 | 42 | 5210 | 89.43 | 76.52 |
| MCS 4 | 42 | 5210 | 90.17 | 76.61 |
| MCS 9 | 42 | 5210 | 88.69 | 76.48 |


Data Rate: MCS 0
Channel Frequency: 5210MHz

Data Rate: MCS 4
Channel Frequency: 5210MHz

www.tuv.com



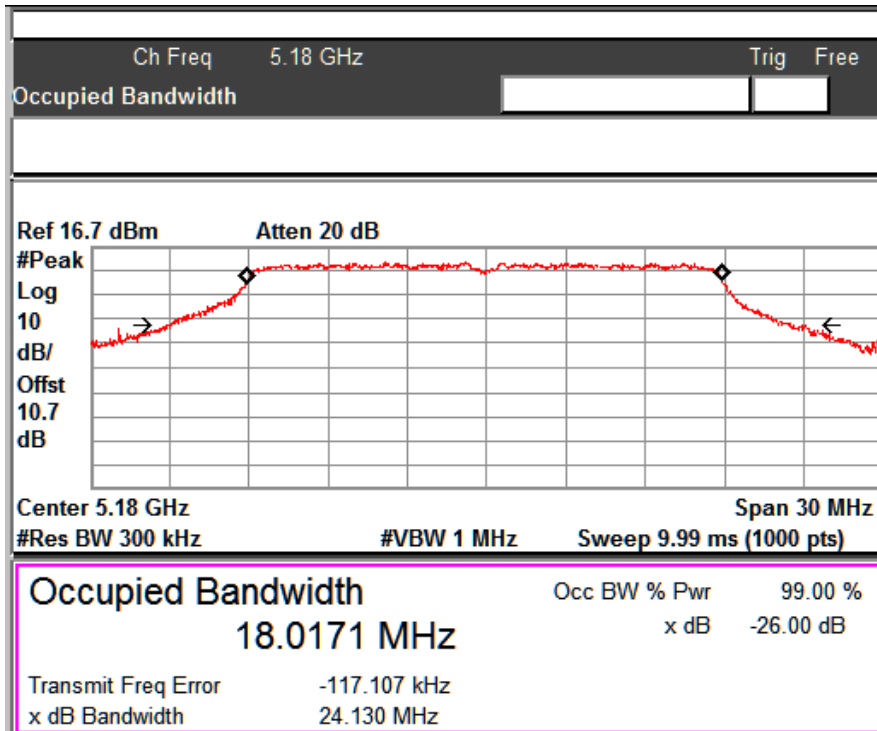
Data Rate: MCS 9

Channel Frequency: 5210MHz

www.tuv.com

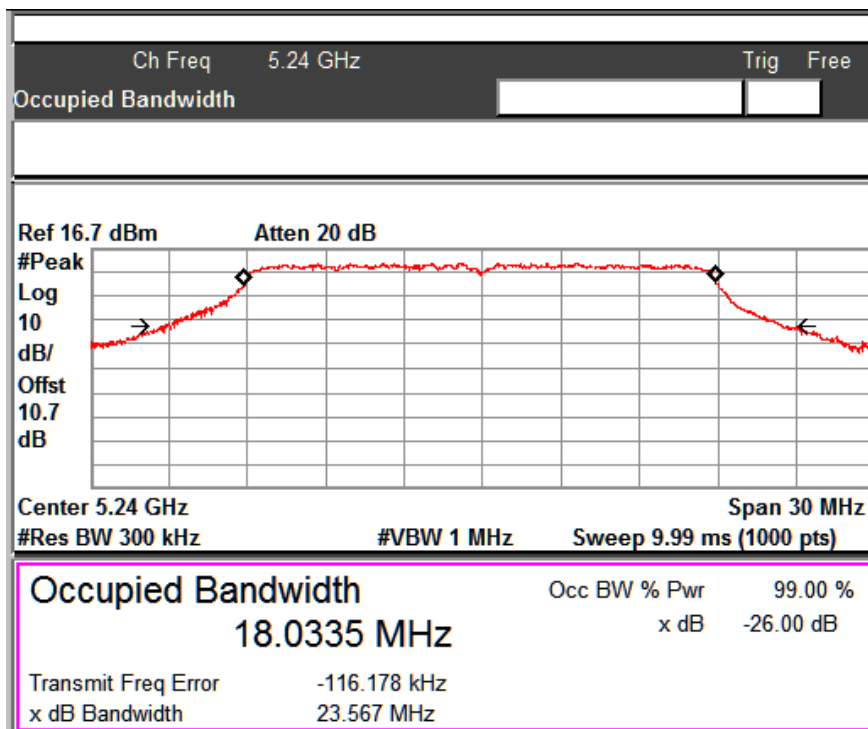
Modulation: 802.11n HT20 SISO

| Data Rate (Mbps) | Channel. No | Frequency (MHz) | EBW (MHz) | OBW (MHz) |
|-----------------------------|--------------------|----------------------------|----------------------|----------------------|
| MCS 0 | 36 | 5180 | 24.13 | 18.01 |
| | 48 | 5240 | 23.56 | 18.03 |
| MCS 4 | 36 | 5180 | 23.86 | 18.07 |
| | 48 | 5240 | 23.82 | 18.05 |
| MCS 7 | 36 | 5180 | 23.08 | 17.98 |
| | 48 | 5240 | 22.96 | 17.99 |



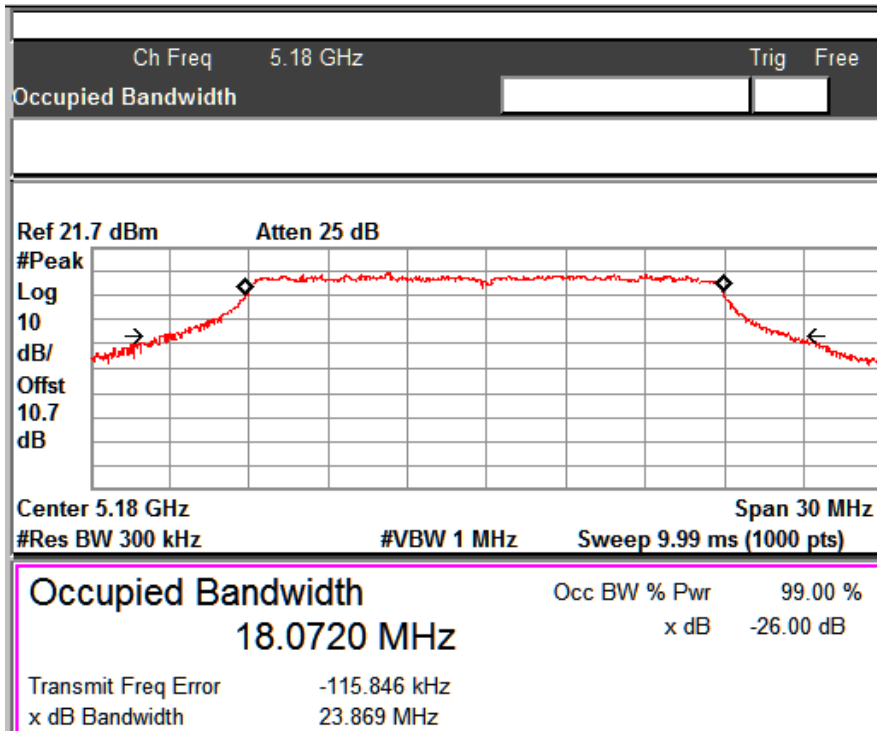
Data Rate: MCS 0

Channel Frequency: 5180MHz



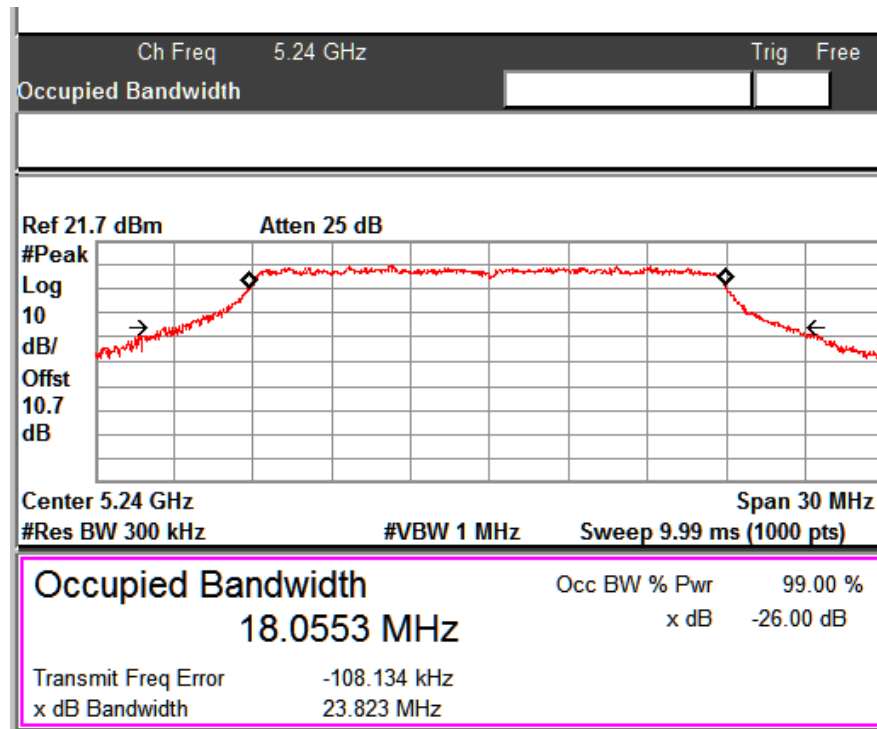
Data Rate: MCS 0

Channel Frequency: 5240MHz



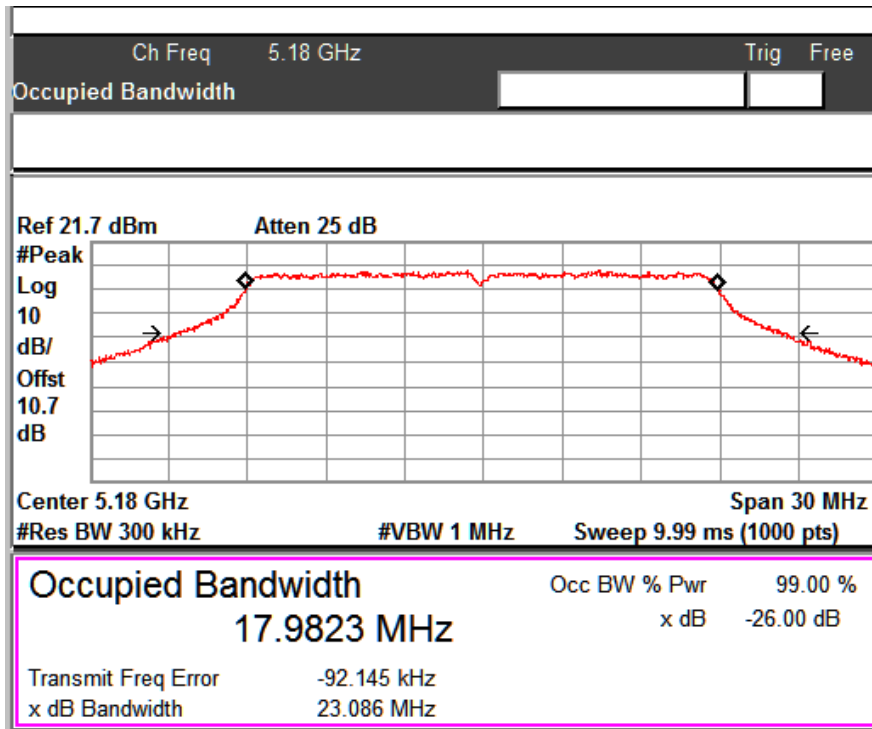
Data Rate: MCS 4

Channel Frequency: 5180MHz



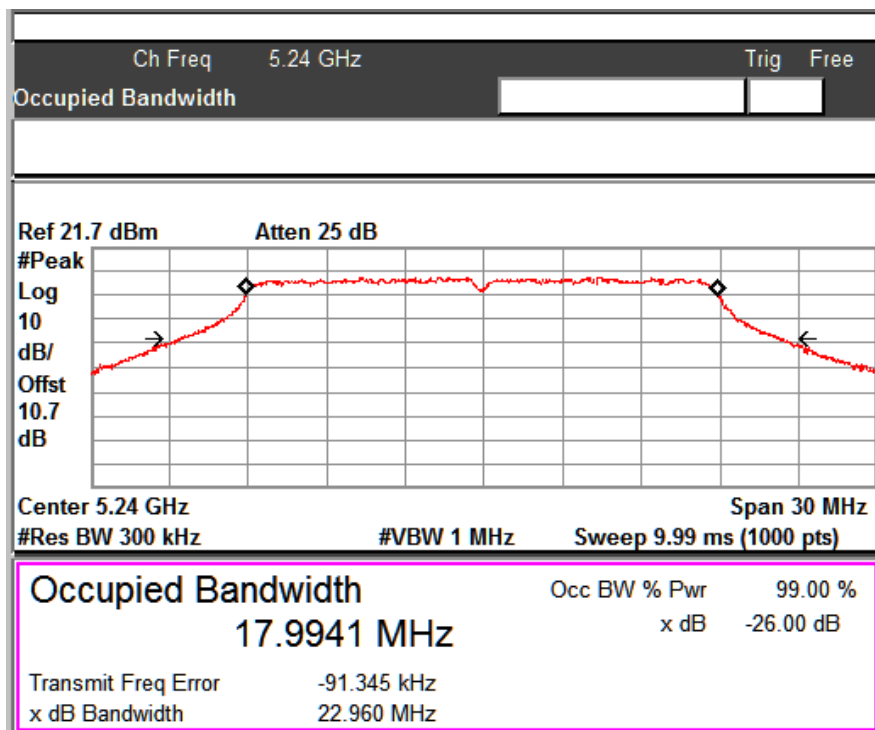
Data Rate: MCS 4

Channel Frequency: 5240MHz



Data Rate: MCS 7

Channel Frequency: 5180MHz



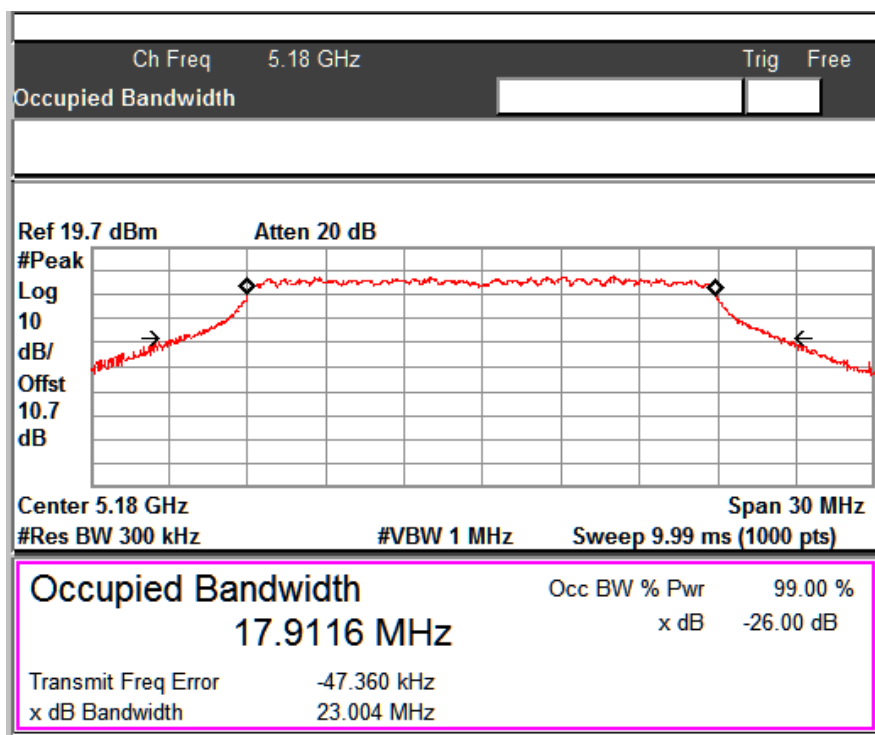
Data Rate: MCS 7

Channel Frequency: 5240MHz

www.tuv.com

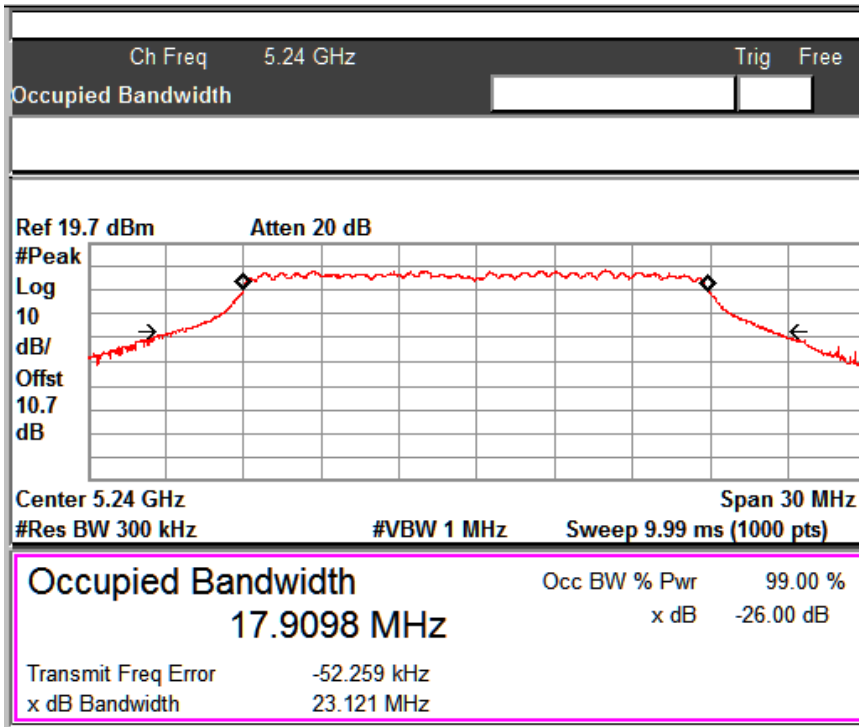
Modulation: 802.11n HT 20 MIMO

| Data Rate (Mbps) | Channel. No | Frequency (MHz) | EBW (MHz) | OBW (MHz) |
|------------------|-------------|-----------------|-----------|-----------|
| MCS 8 | 36 | 5180 | 23.00 | 17.91 |
| | 48 | 5240 | 23.12 | 17.90 |
| MCS 11 | 36 | 5180 | 22.63 | 17.93 |
| | 48 | 5240 | 22.77 | 17.92 |
| MCS 15 | 36 | 5180 | 23.72 | 18.04 |
| | 48 | 5240 | 23.57 | 18.03 |



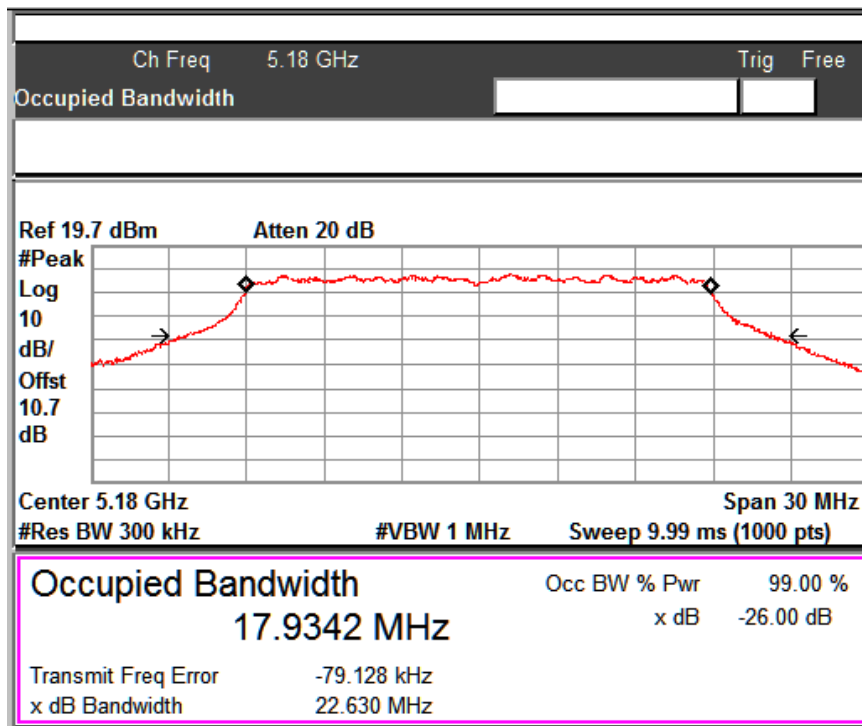
Data Rate: MCS 8

Channel Frequency: 5180MHz



Data Rate: MCS 8

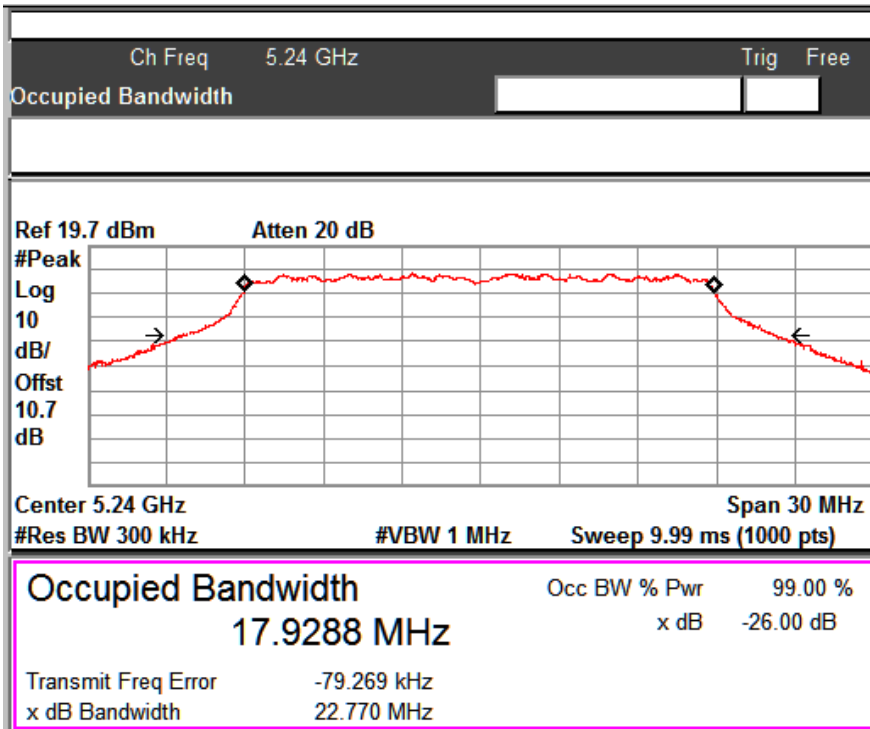
Channel Frequency: 5240MHz



Data Rate: MCS 11

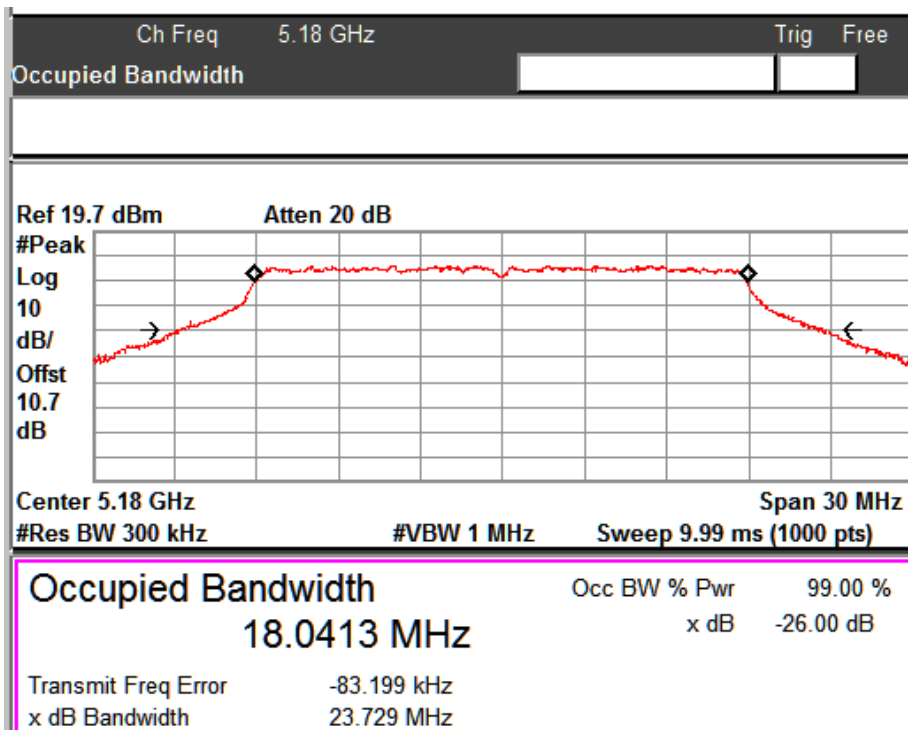
Channel Frequency: 5180MHz

www.tuv.com



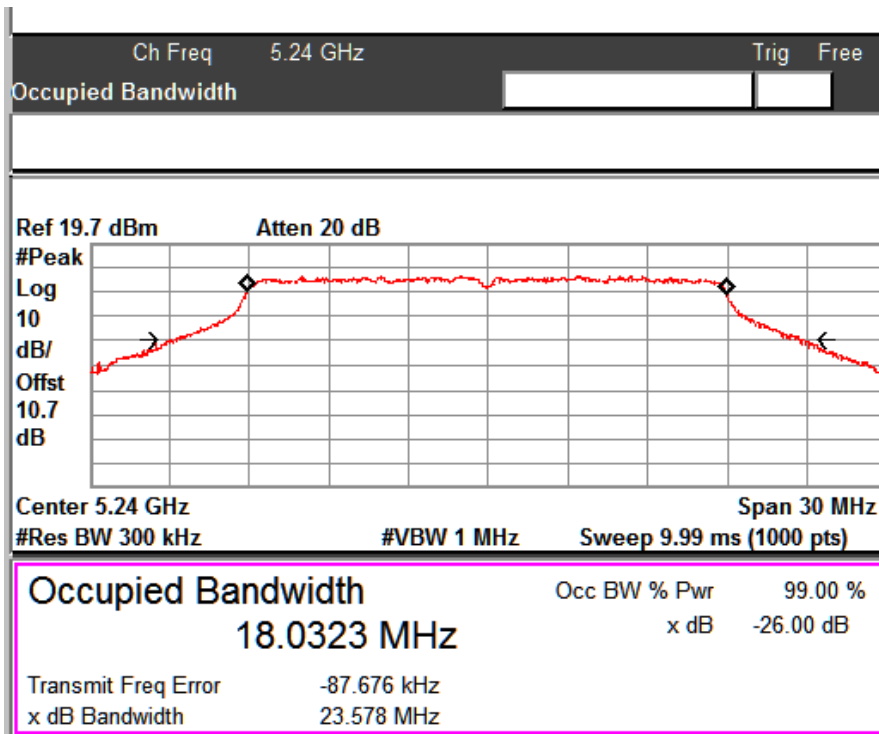
Data Rate: MCS 11

Channel Frequency: 5240MHz



Data Rate: MCS 15

Channel Frequency: 5180MHz



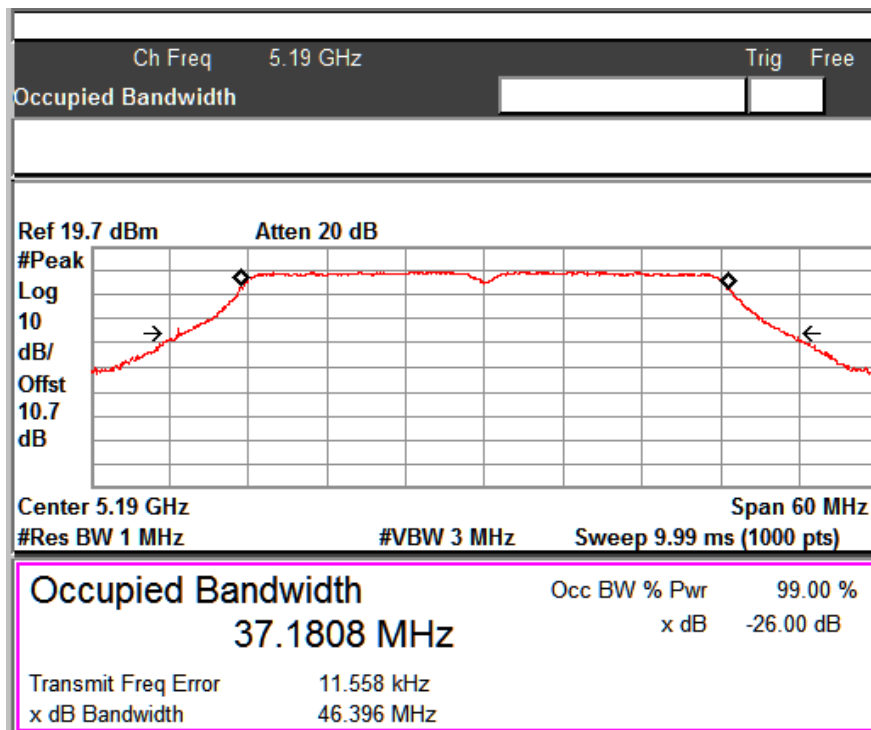
Data Rate: MCS 15

Channel Frequency: 5240MHz

www.tuv.com

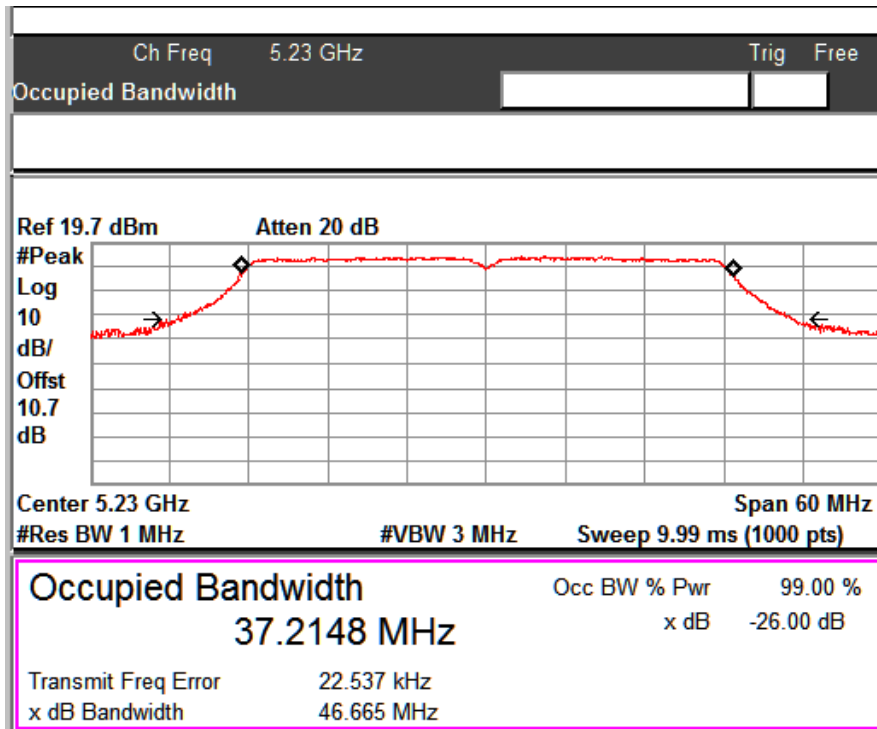
Modulation: 802.11n HT 40 SISO

| Data Rate (Mbps) | Channel. No | Frequency (MHz) | EBW (MHz) | OBW (MHz) |
|------------------|-------------|-----------------|-----------|-----------|
| MCS 0 | 38 | 5190 | 46.39 | 37.18 |
| | 46 | 5230 | 46.66 | 37.21 |
| MCS 4 | 38 | 5190 | 45.43 | 37.20 |
| | 46 | 5230 | 46.64 | 37.29 |
| MCS 7 | 38 | 5190 | 46.31 | 37.28 |
| | 46 | 5230 | 46.72 | 37.38 |



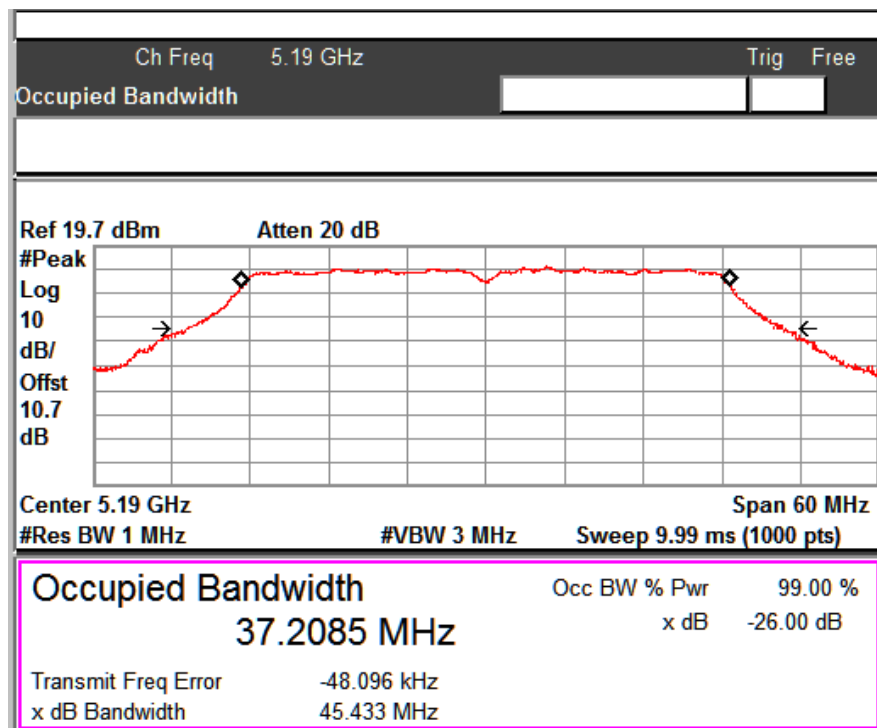
Data Rate: MCS 0

Channel Frequency: 5190MHz



Data Rate: MCS 0

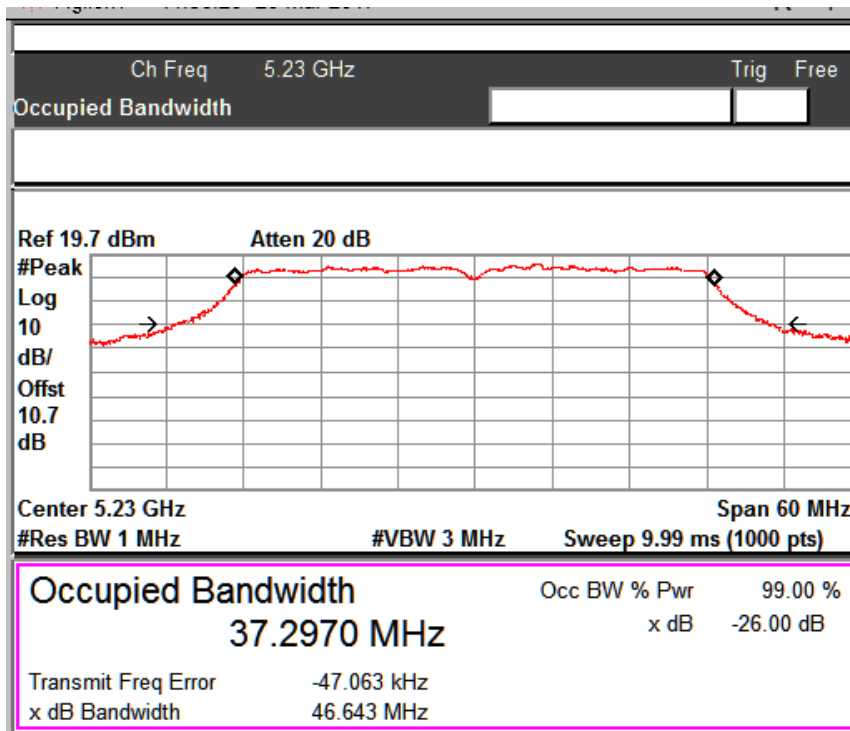
Channel Frequency: 5230MHz



Data Rate: MCS 4

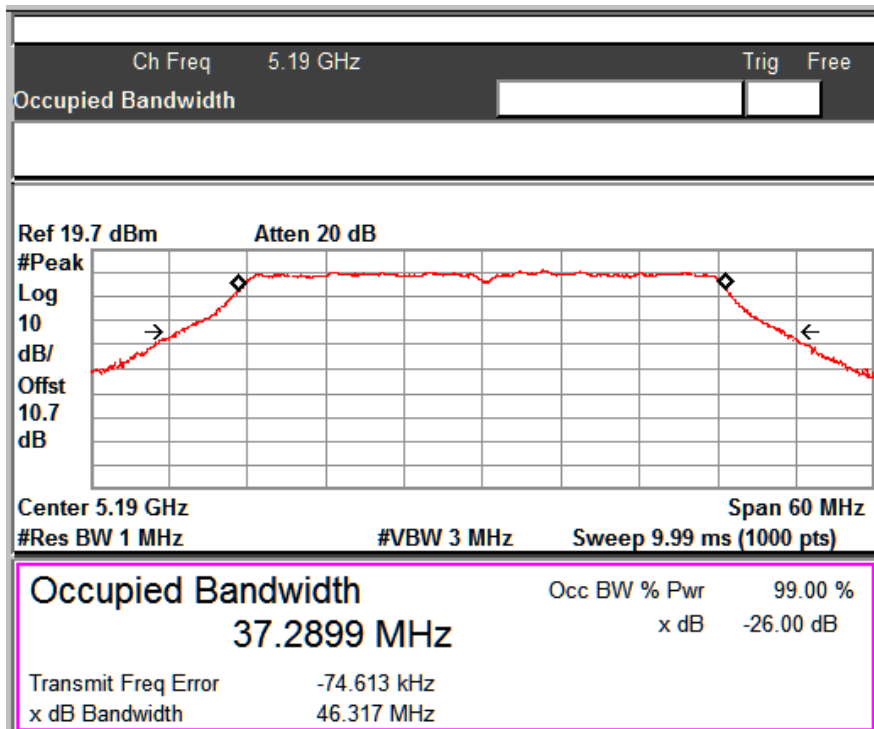
Channel Frequency: 5190MHz

www.tuv.com



Data Rate: MCS 4

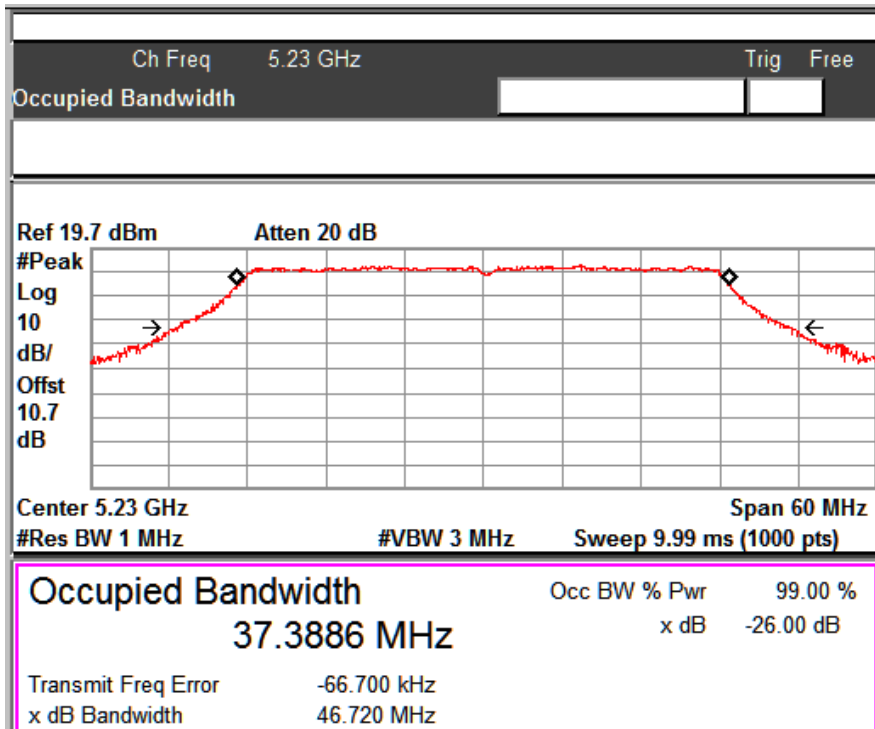
Channel Frequency: 5230MHz



Data Rate: MCS 7

Channel Frequency: 5190MHz

www.tuv.com



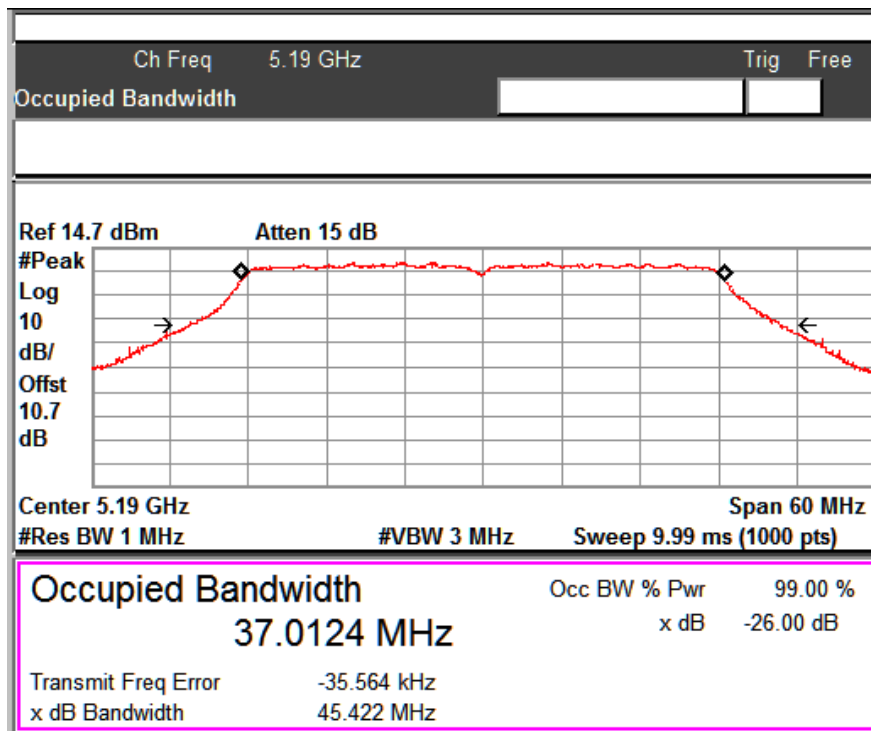
Data Rate: MCS 7

Channel Frequency: 5230MHz

www.tuv.com

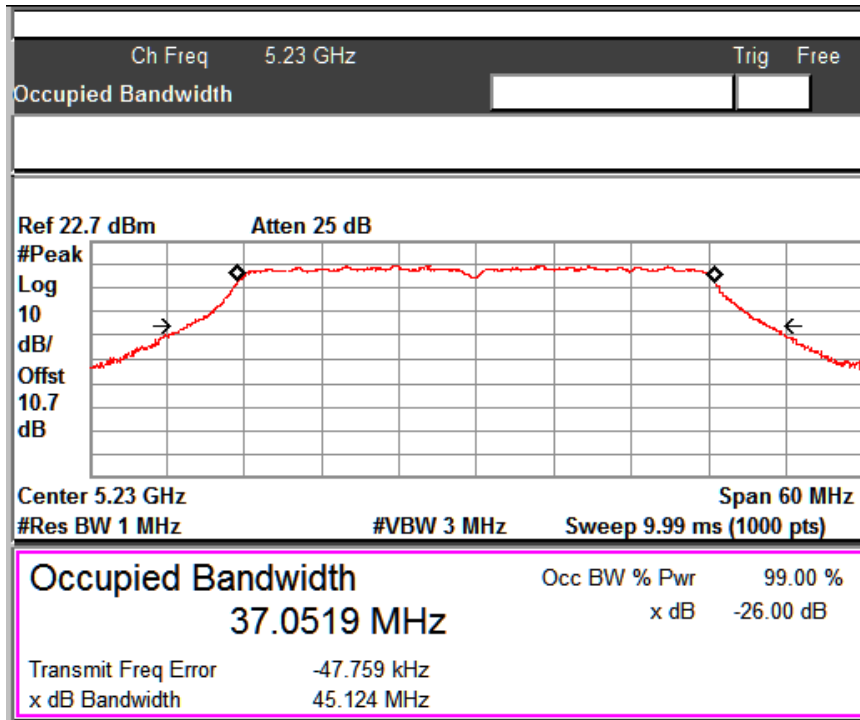
Modulation: 802.11n ht 40 MIMO

| Data Rate (Mbps) | Channel. No | Frequency (MHz) | EBW (MHz) | OBW (MHz) |
|------------------|-------------|-----------------|-----------|-----------|
| MCS 8 | 38 | 5190 | 45.42 | 37.01 |
| | 46 | 5230 | 45.12 | 37.05 |
| MCS 11 | 38 | 5190 | 45.08 | 36.92 |
| | 46 | 5230 | 45.43 | 37.03 |
| MCS 15 | 38 | 5190 | 45.26 | 37.26 |
| | 46 | 5230 | 45.38 | 37.30 |



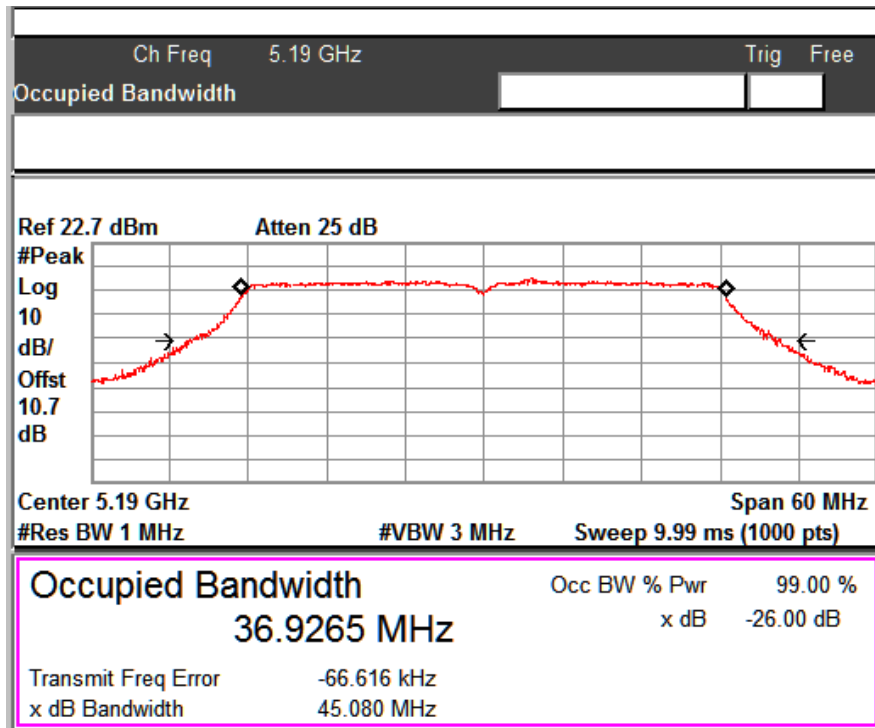
Data Rate: MCS 8

Channel Frequency: 5190MHz



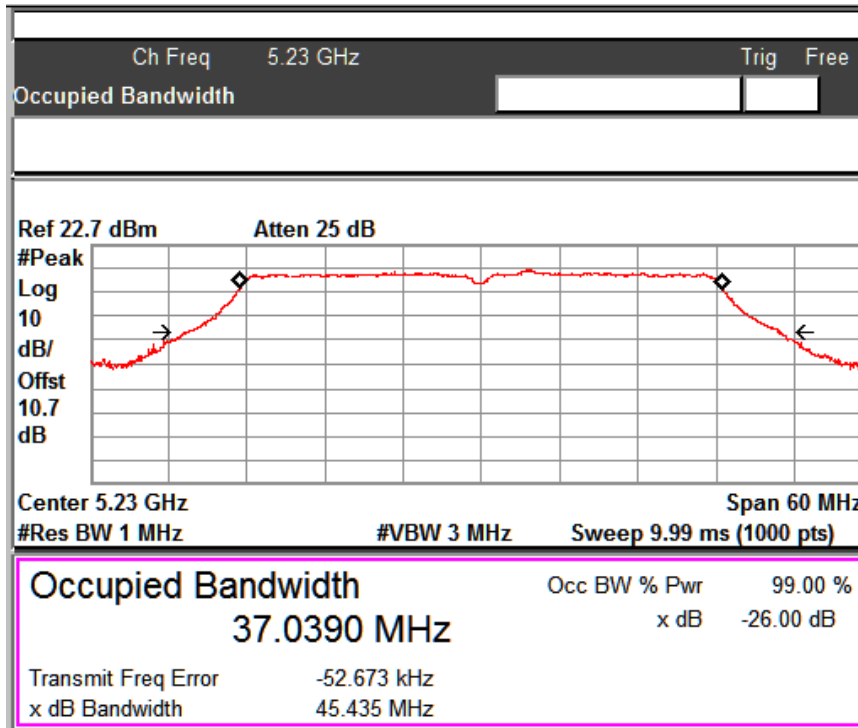
Data Rate: MCS 8

Channel Frequency: 5230MHz



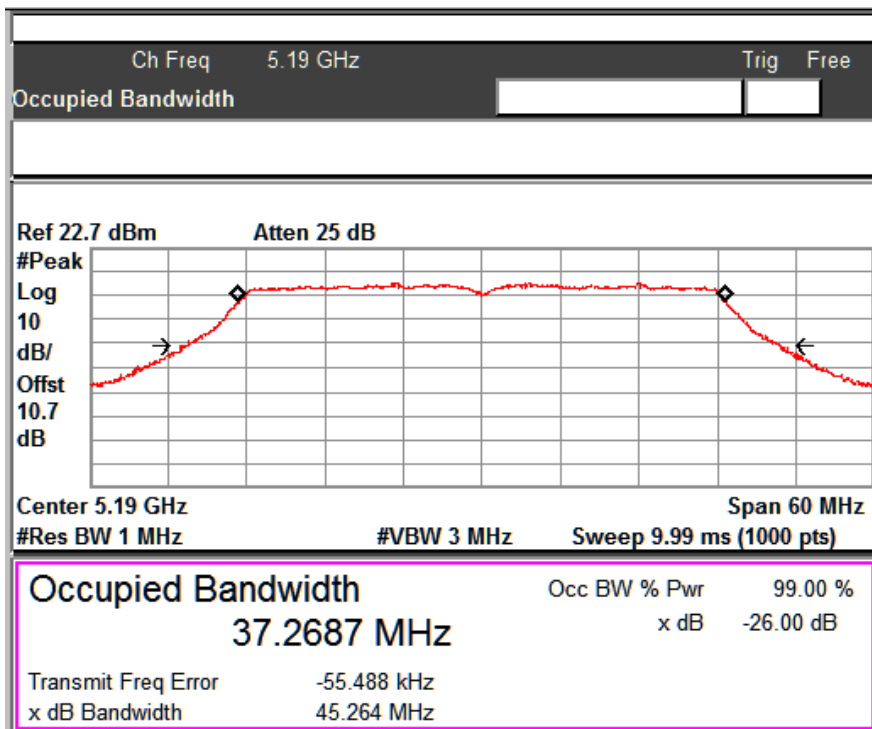
Data Rate: MCS 11

Channel Frequency: 5190MHz



Data Rate: MCS 11

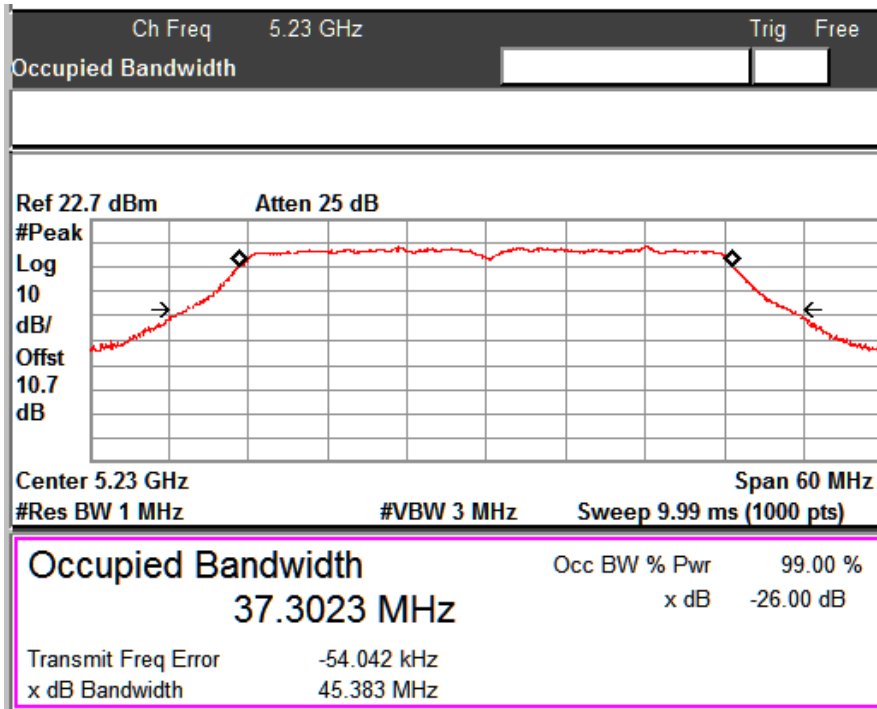
Channel Frequency: 5230MHz



Data Rate: MCS 15

Channel Frequency: 5190MHz

www.tuv.com



Data Rate: MCS 15

Channel Frequency: 5230MHz

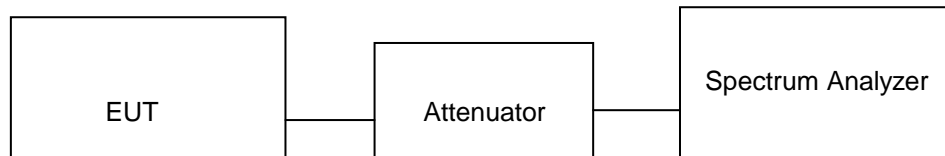
www.tuv.com

**Maximum conducted output power
Result**

**Section 15.407(a)
Pass**

| | |
|-----------------------------|---|
| Test Specification | FCC Part 15 Subpart E |
| Measurement Bandwidth (RBW) | 1 MHz |
| Requirement | For the band 5150 - 5350 MHz, 5470 – 5725 MHz, 5725 – 5850 MHz, the maximum conducted output power over the frequency band of operation shall not exceed the lesser of 50 mW or 4dBm + 10log B, where B is the 26- dB emission bandwidth in MHz |

Test Method:



Offset value 10.7dB is added in the final measurement value.

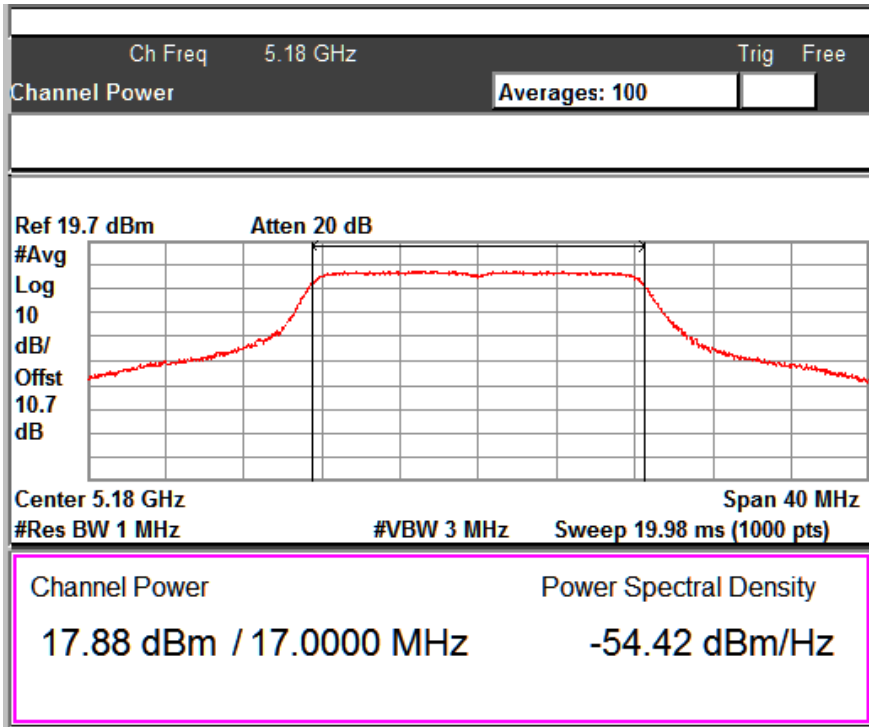
Test Result:

Modulation: 802.11a

Note: Test was performed on both the transmit chains and worst case results were from chain 1 and the respective results has been reported.

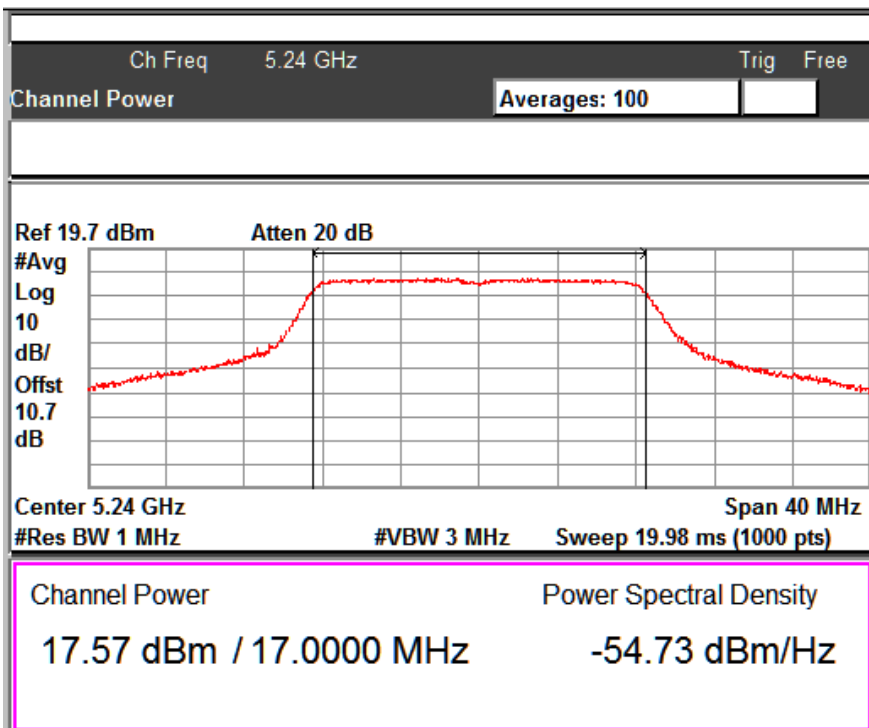
| Data Rate (Mbps) | Channel No. | Frequency (MHz) | Output power (dBm) | Limit (dBm) | Margin (dB) |
|------------------|-------------|-----------------|--------------------|-------------|-------------|
| 6 | 36 | 5180 | 17.88 | 23.00 | -5.12 |
| | 48 | 5240 | 17.57 | 23.00 | -5.43 |
| 24 | 36 | 5180 | 17.67 | 23.00 | -5.33 |
| | 48 | 5240 | 17.28 | 23.00 | -5.72 |
| 54 | 36 | 5180 | 16.03 | 23.00 | -6.97 |
| | 48 | 5240 | 14.86 | 23.00 | -8.14 |

www.tuv.com



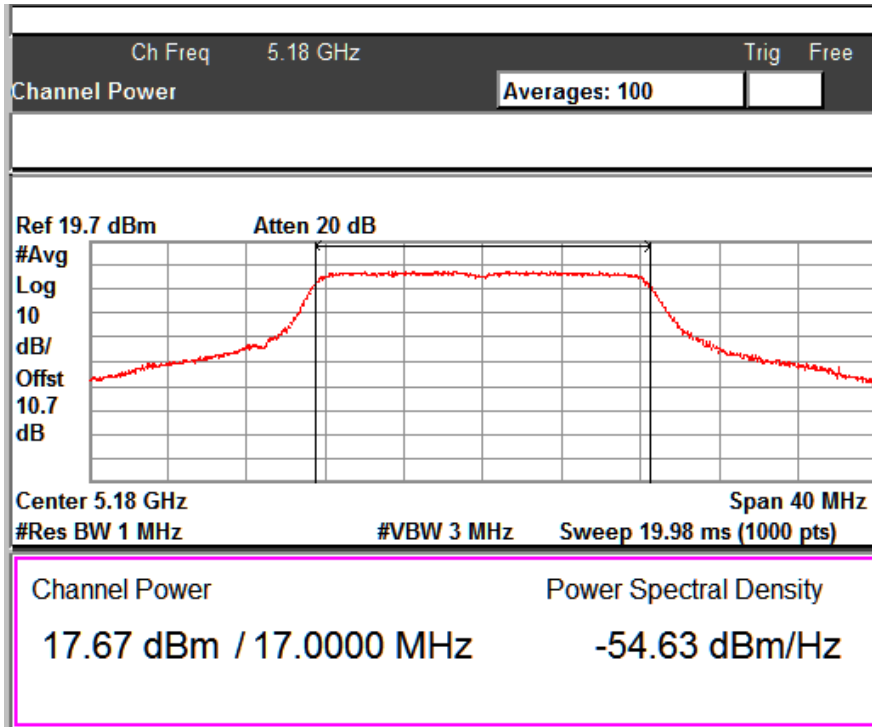
Data Rate: 6Mbps

Channel Frequency: 5180MHz



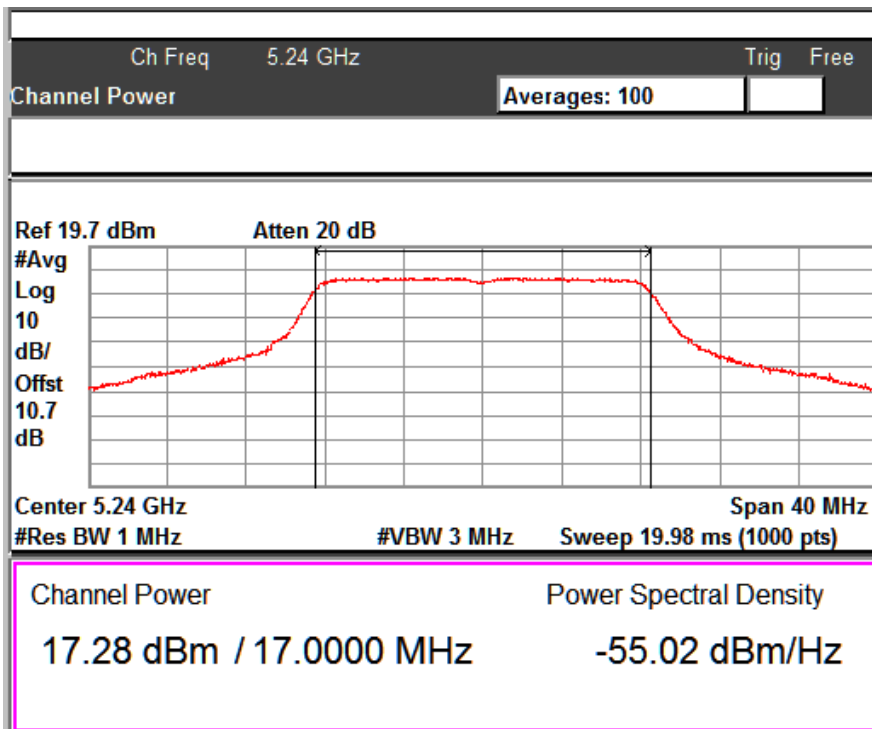
Data Rate: 6Mbps

Channel Frequency: 5240MHz



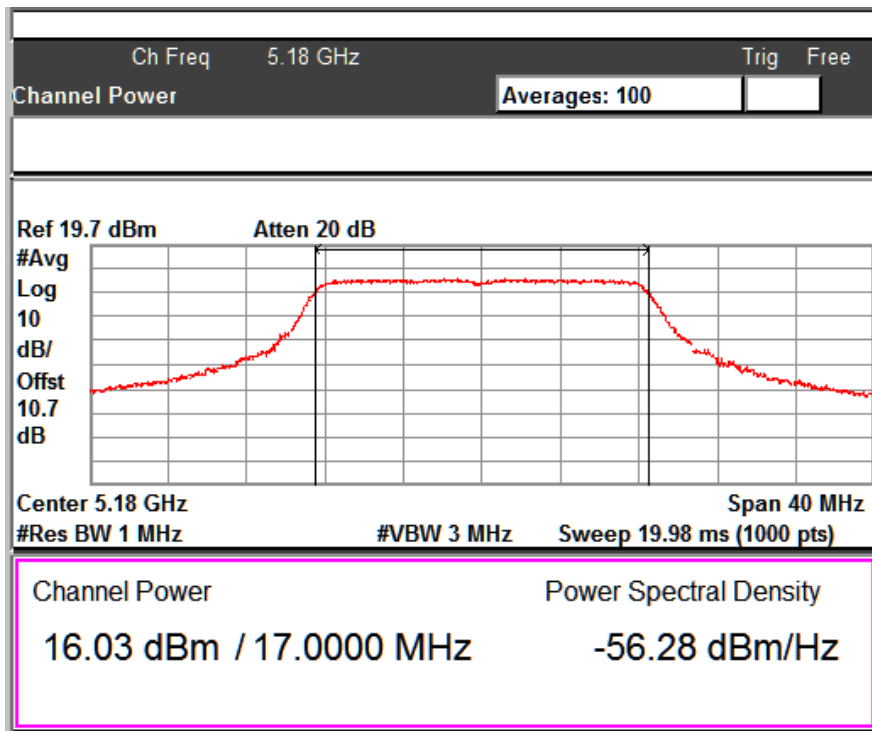
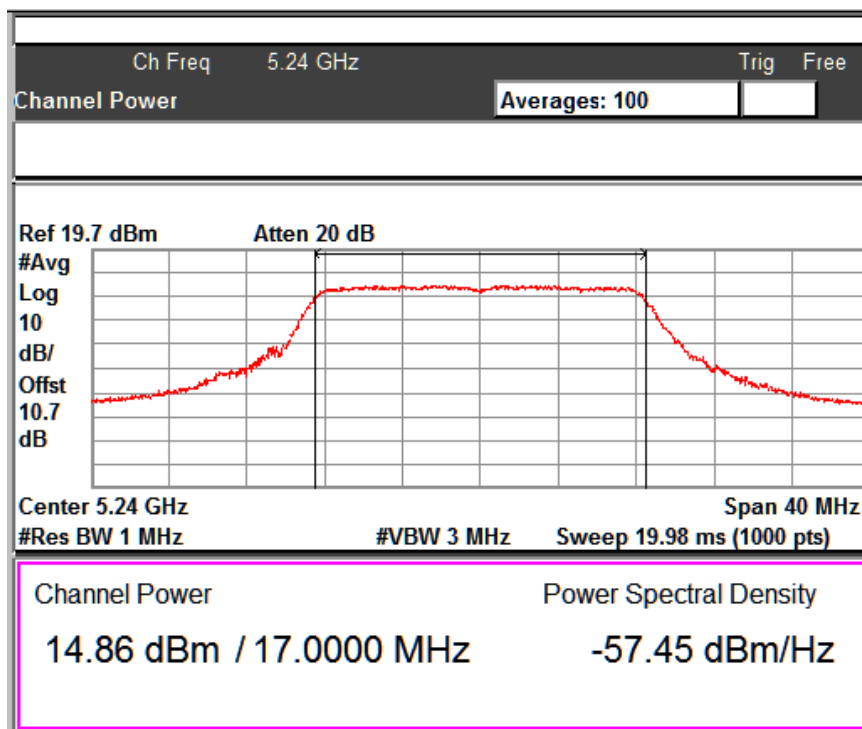
Data Rate: 24Mbps

Channel Frequency: 5180MHz



Data Rate: 24Mbps

Channel Frequency: 5240MHz


Data Rate: 54Mbps
Channel Frequency: 5180MHz

Data Rate: 54Mbps
Channel Frequency: 5240MHz

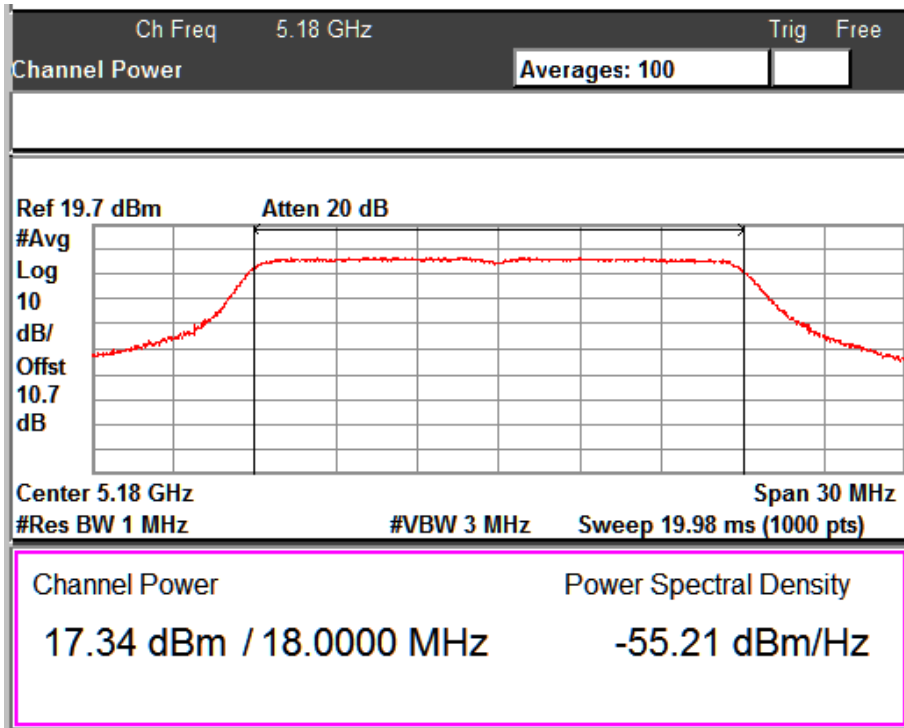
www.tuv.com

Modulation: 802.11ac vht 20

Note: Test was performed on both the transmit chains and worst case results were from chain 1 and the respective results has been reported.

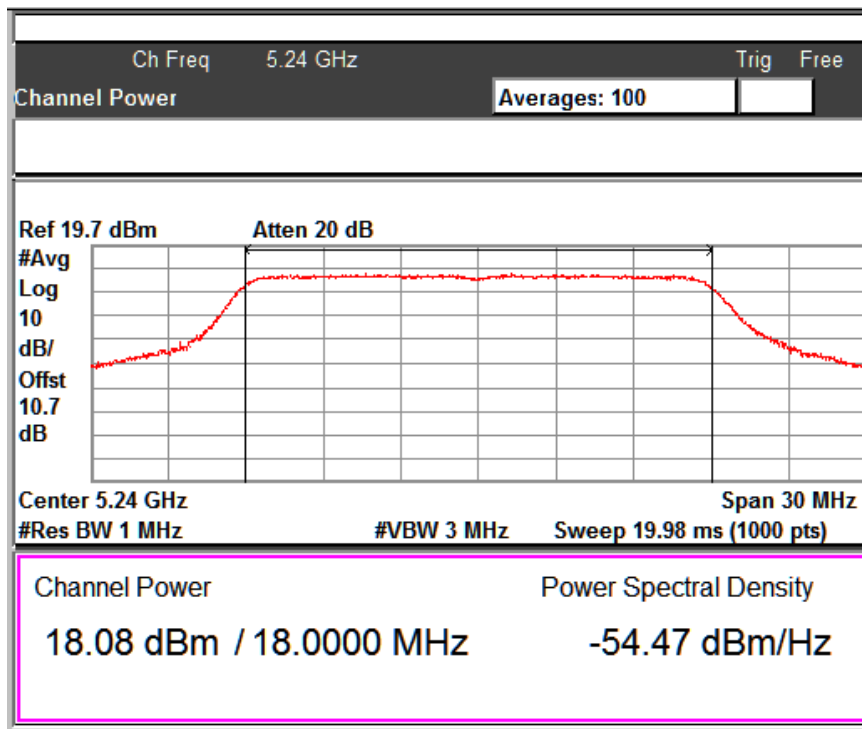
| Data Rate (Mbps) | Channel No. | Frequency (MHz) | Output power (dBm) | Limit (dBm) | Margin (dB) |
|------------------|-------------|-----------------|--------------------|-------------|-------------|
| MCS 0 | 36 | 5180 | 17.34 | 23 | -5.660 |
| | 48 | 5240 | 18.08 | 23 | -4.920 |
| MCS4 | 36 | 5180 | 17.21 | 23 | -5.790 |
| | 48 | 5240 | 17.98 | 23 | -5.020 |
| MCS 7 | 36 | 5180 | 16.04 | 23 | -6.960 |
| | 48 | 5240 | 15.96 | 23 | -7.040 |

www.tuv.com



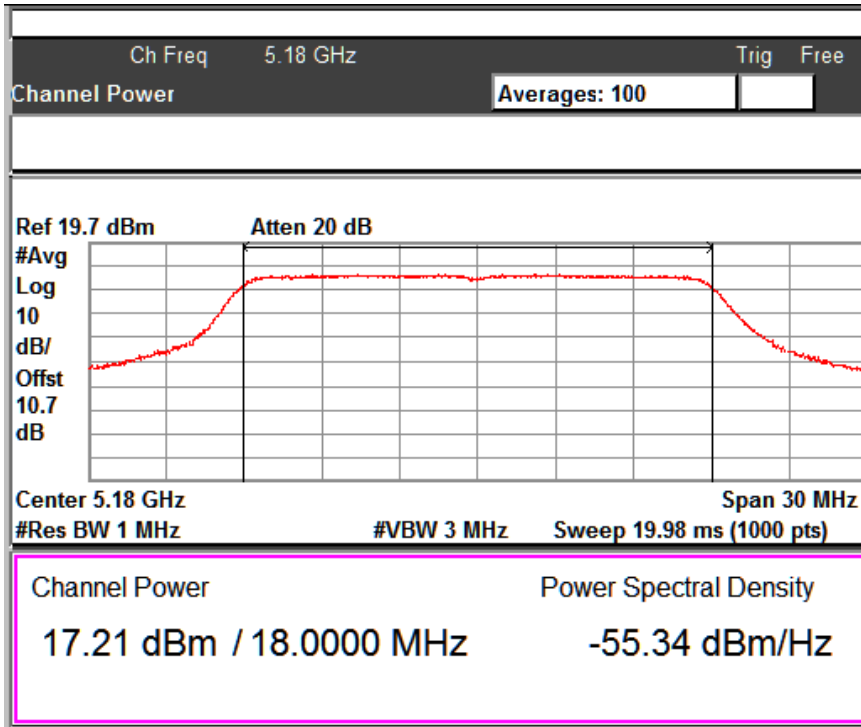
Data Rate: MCS 0

Channel Frequency: 5180MHz



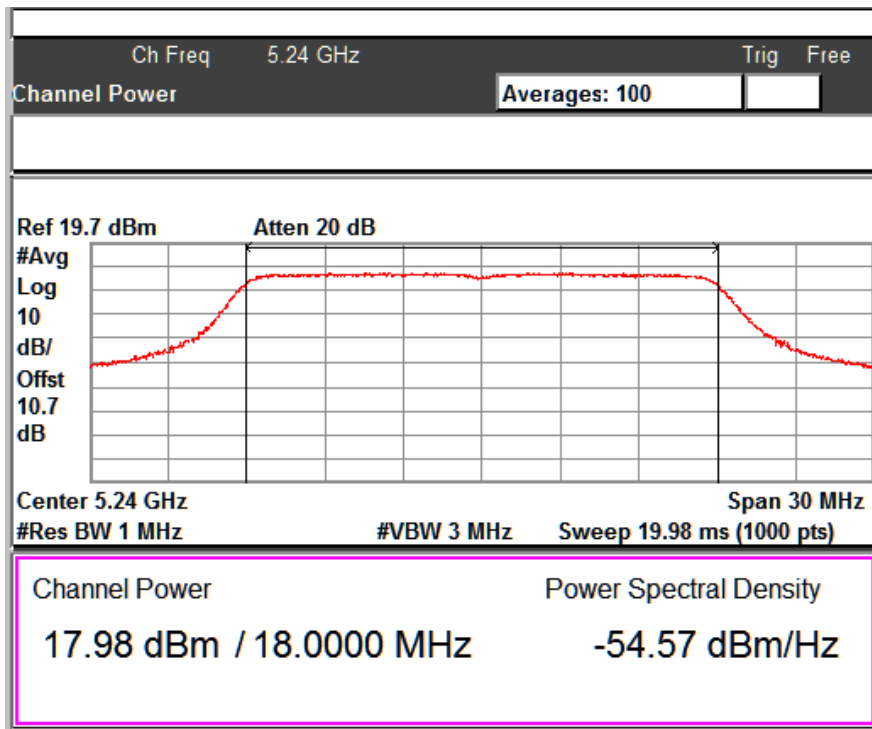
Data Rate: MCS 0

Channel Frequency: 5240MHz



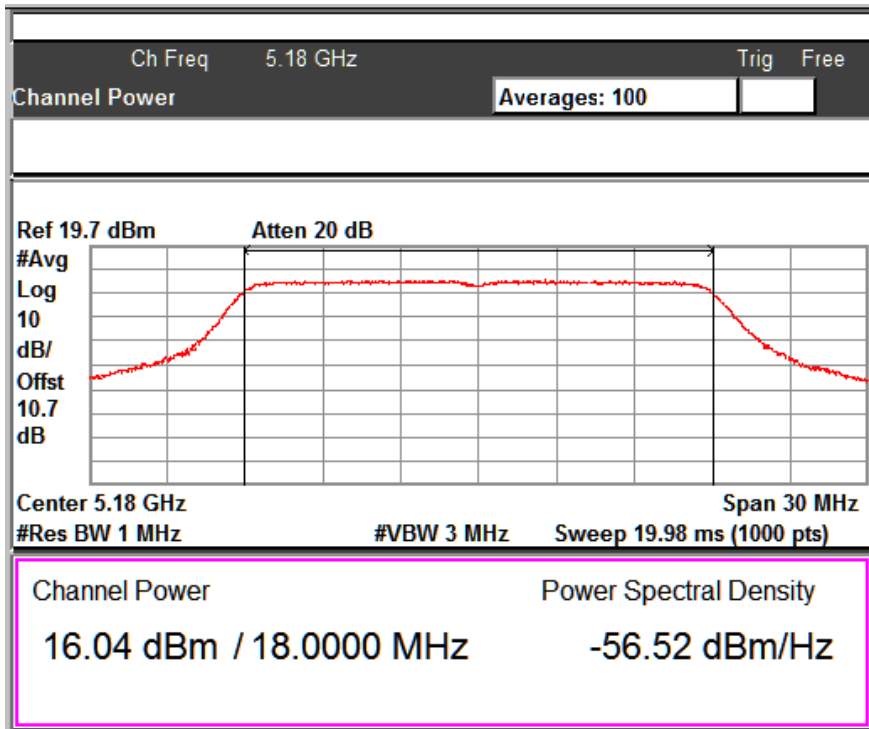
Data Rate: MCS 4

Channel Frequency: 5180MHz



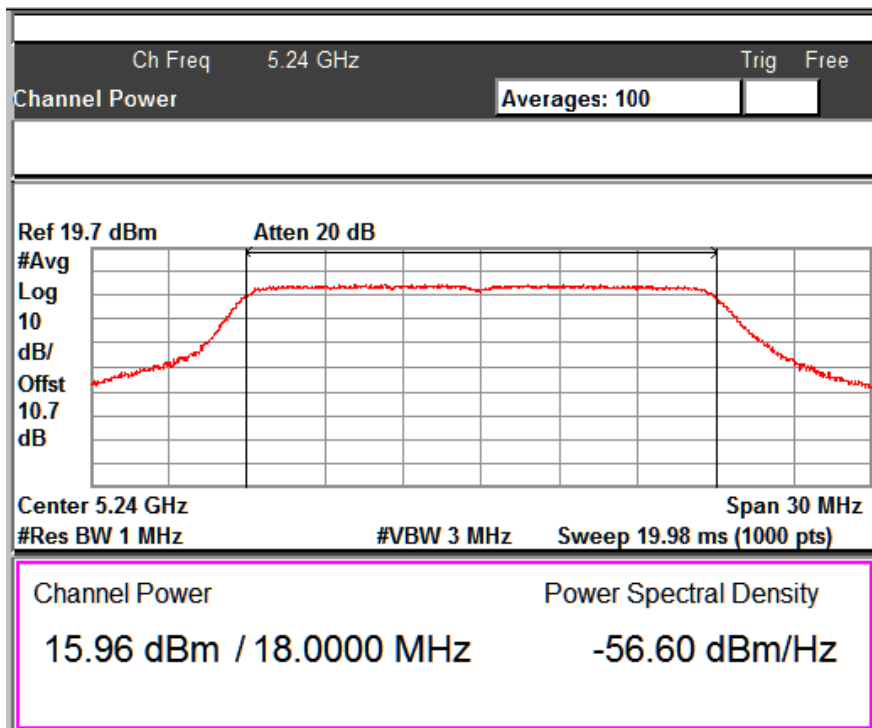
Data Rate: MCS 4

Channel Frequency: 5240MHz



Data Rate: MCS 7

Channel Frequency: 5180MHz



Data Rate: MCS 7

Channel Frequency: 5240MHz

www.tuv.com

Modulation: 802.11ac vht 20 MIMO

Note: Since it has Unequal antenna gains, with equal transmit powers and classified as correlated with each other, based on that the directional gain is calculated below.

Directional gain = $10 \log\left[\frac{10G_1/20 + 10G_2/20 + \dots + 10G_N/20}{2/NANT}\right]^2$ dBi [Note the “20”s in the denominator of each exponent and the square of the sum of terms; the object is to combine the signal levels coherently.]

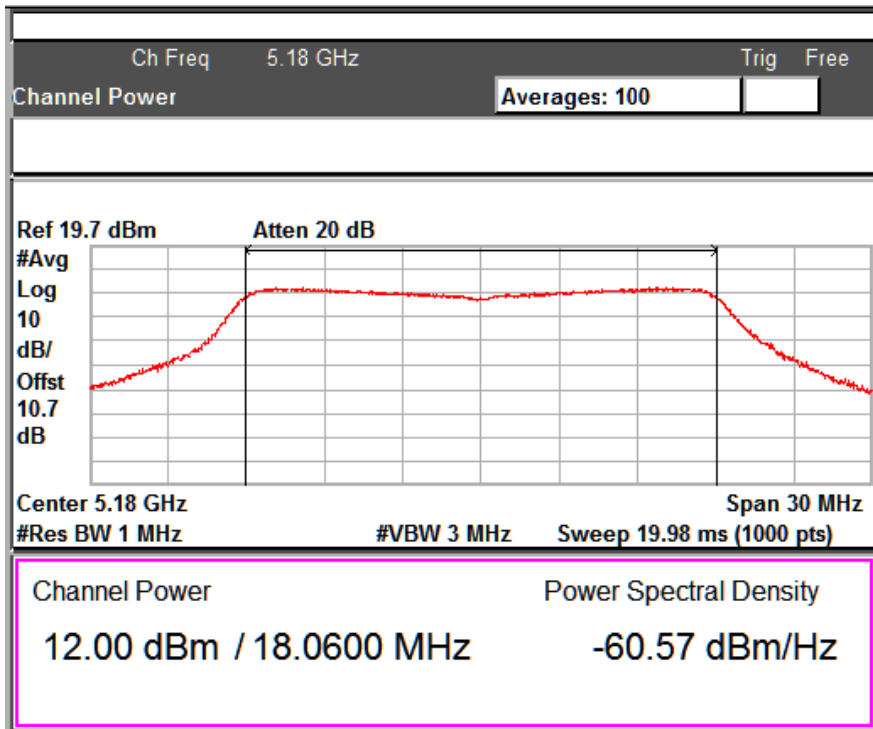
$$\text{Directional gain} = 10 * \text{LOG}((10^{(4.47/20)} + 10^{(5/20)})^2 / 2) = 7.75 \text{dBi}$$

Since the antenna gain is more than 6dBi, the power limit has been reduced accordingly.

$$P_{\text{out}} = P_{\text{limit}} - (G_{\text{tx}} - 6) = 23 - (7.75 - 6) = 21.25 \text{dBm}$$

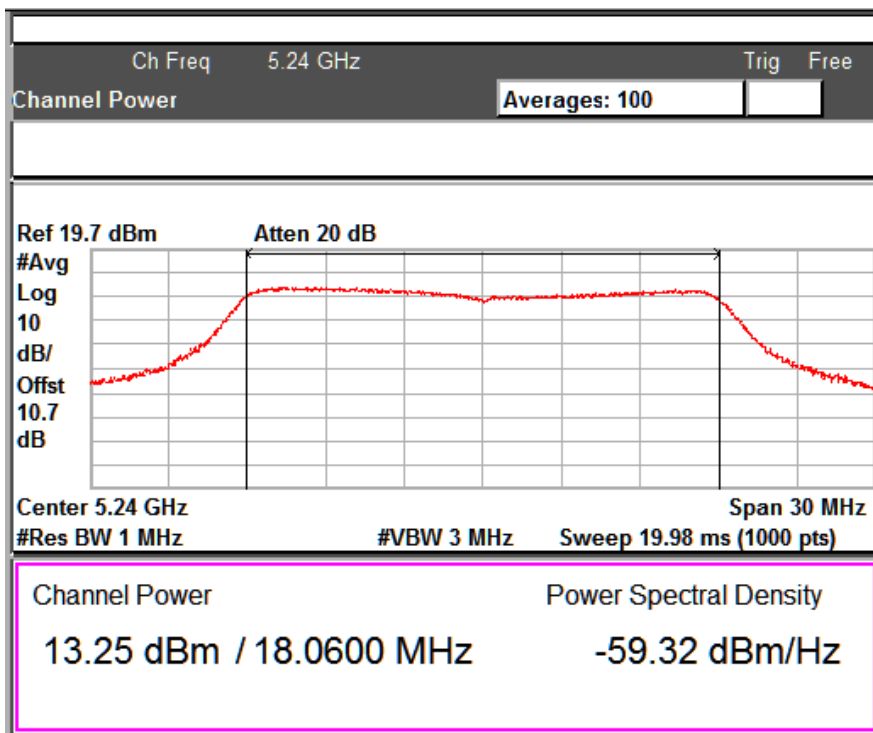
| Data Rate (Mbps) | Channel No. | Frequency (MHz) | CH 0 Output power (dBm) | CH 0 Output power (mW) | CH 1 Output power (dBm) | CH 1 Output power (mW) | Final Power (mW) | Final Power (dBm) | Limit (dBm) | Margin (dB) |
|------------------|-------------|-----------------|-------------------------|------------------------|-------------------------|------------------------|------------------|-------------------|-------------|-------------|
| MCS 8 | 36 | 5180 | 12.00 | 15.84 | 12.69 | 18.57 | 34.41 | 15.369 | 21.25 | -5.881 |
| | 48 | 5240 | 13.25 | 21.13 | 14.01 | 25.17 | 46.30 | 16.657 | 21.25 | -4.593 |
| MCS 11 | 36 | 5180 | 12.26 | 16.82 | 12.58 | 18.11 | 34.93 | 15.433 | 21.25 | -5.817 |
| | 48 | 5240 | 13.69 | 23.38 | 13.87 | 24.37 | 47.75 | 16.791 | 21.25 | -4.459 |
| MCS 15 | 36 | 5180 | 11.11 | 12.91 | 11.56 | 14.32 | 27.23 | 14.351 | 21.25 | -6.899 |
| | 48 | 5240 | 12.67 | 18.49 | 12.73 | 18.74 | 37.23 | 15.710 | 21.25 | -5.540 |

www.tuv.com
Chain 0



Data Rate: MCS 8

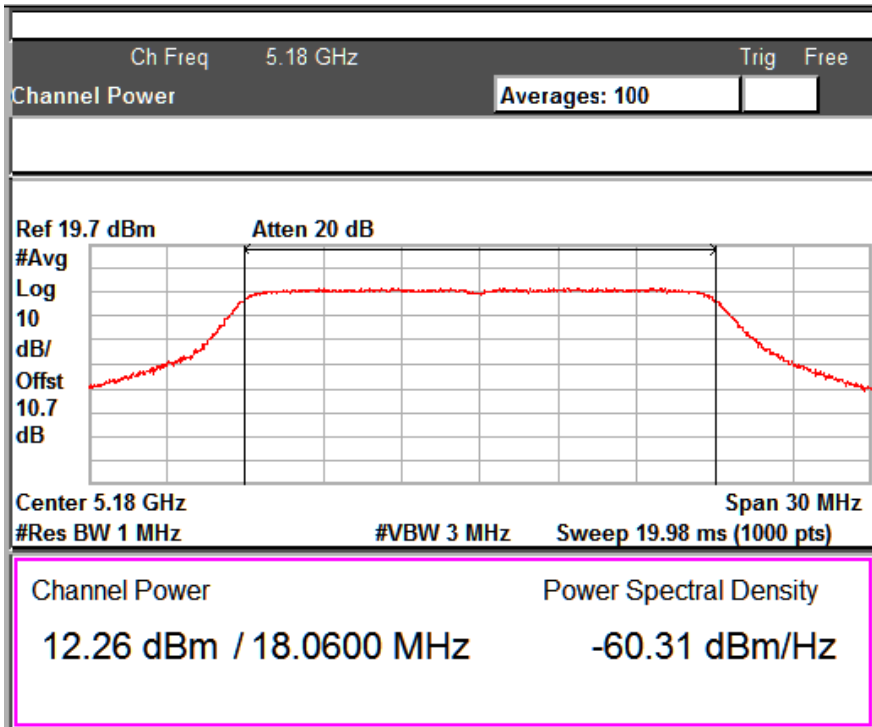
Channel Frequency: 5180MHz



Data Rate: MCS 8

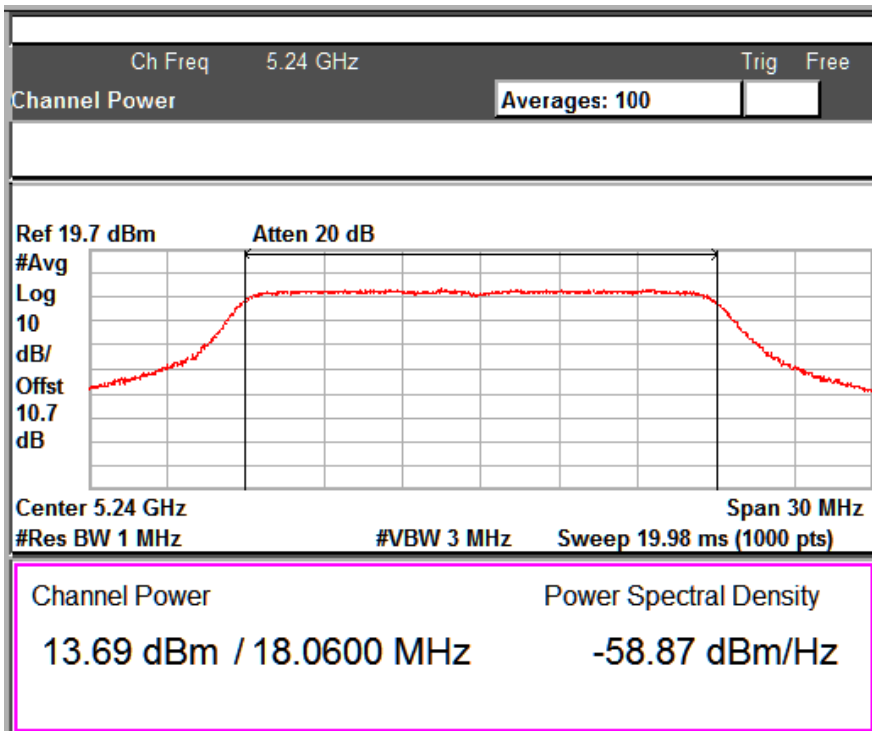
Channel Frequency: 5240MHz

www.tuv.com



Data Rate: MCS 11

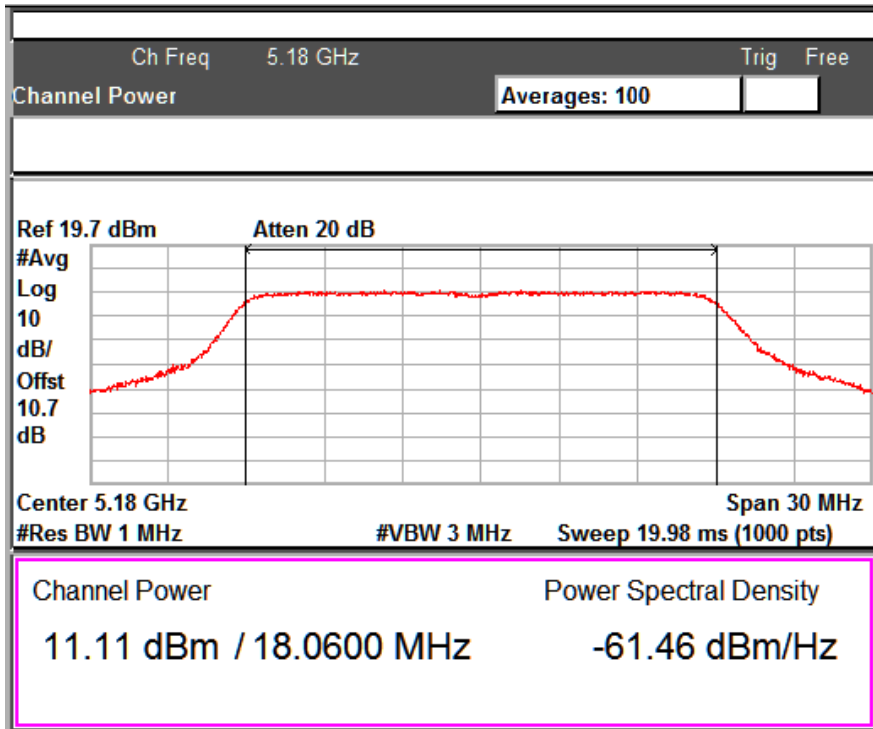
Channel Frequency: 5180MHz



Data Rate: MCS 11

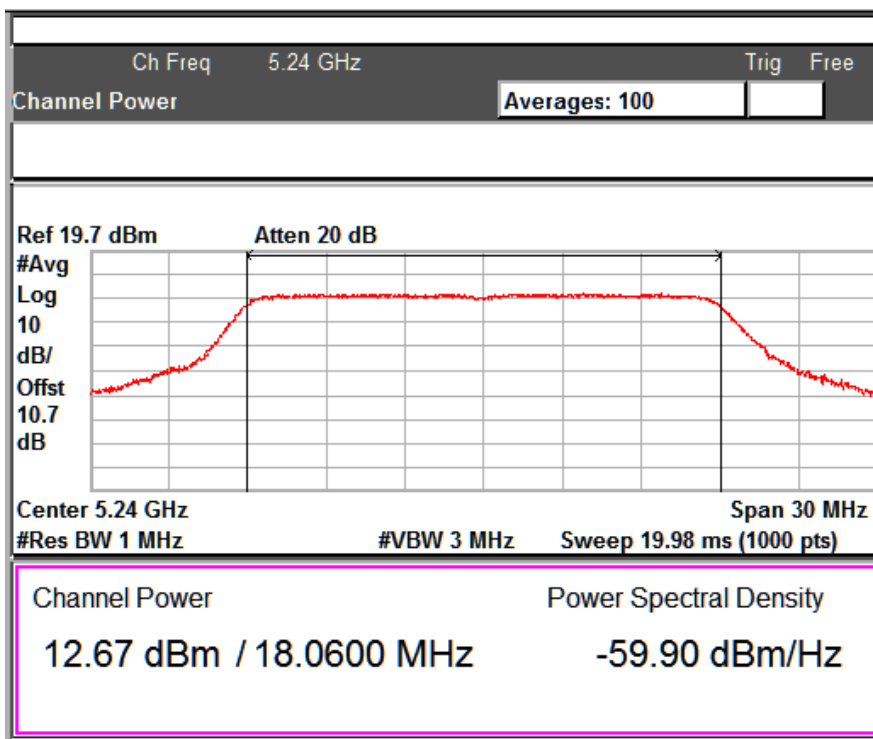
Channel Frequency: 5240MHz

www.tuv.com



Data Rate: MCS 15

Channel Frequency: 5180MHz

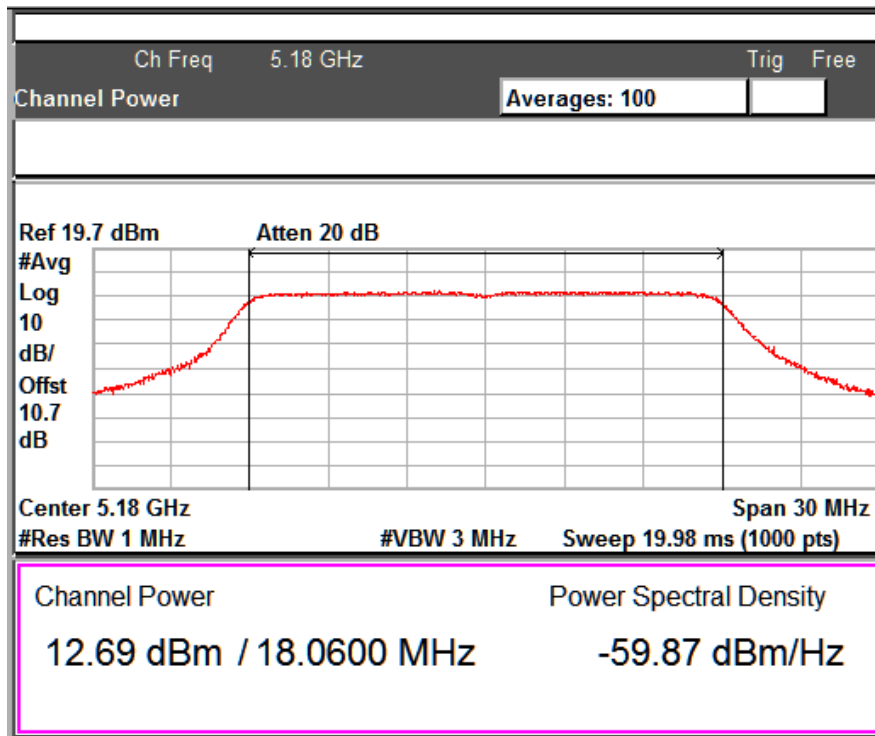


Data Rate: MCS 15

Channel Frequency: 5240MHz

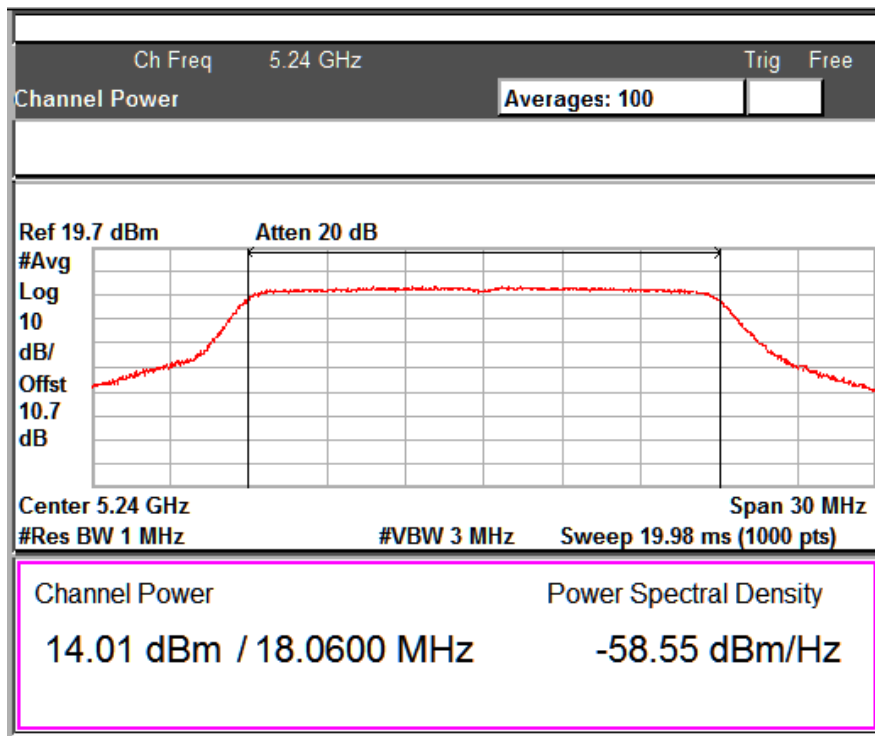
www.tuv.com

Chain 1



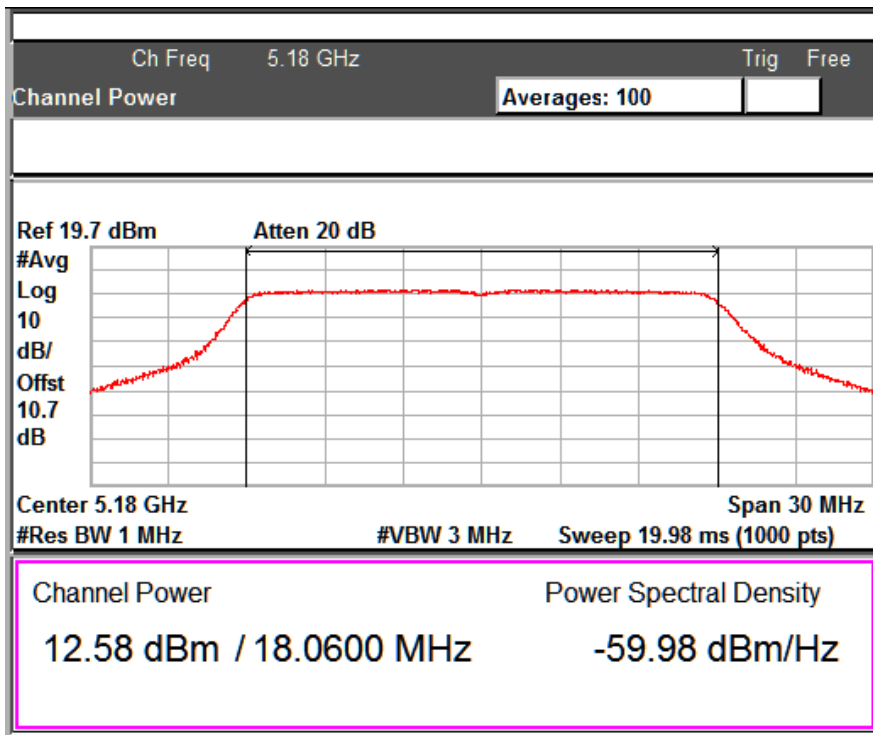
Data Rate: MCS 8

Channel Frequency: 5180MHz



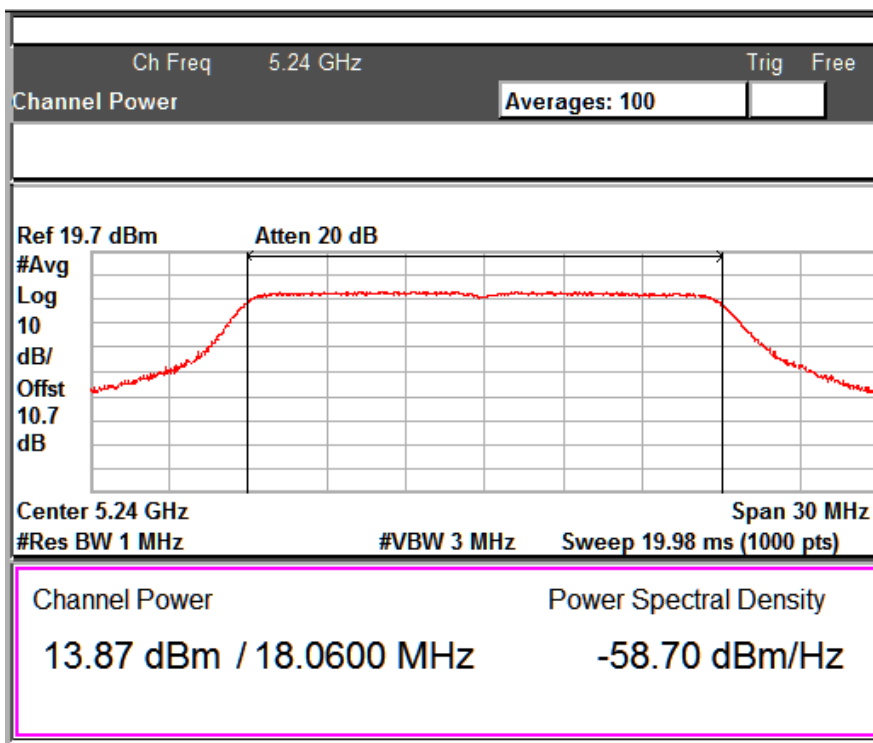
Data Rate: MCS 8

Channel Frequency: 5240MHz



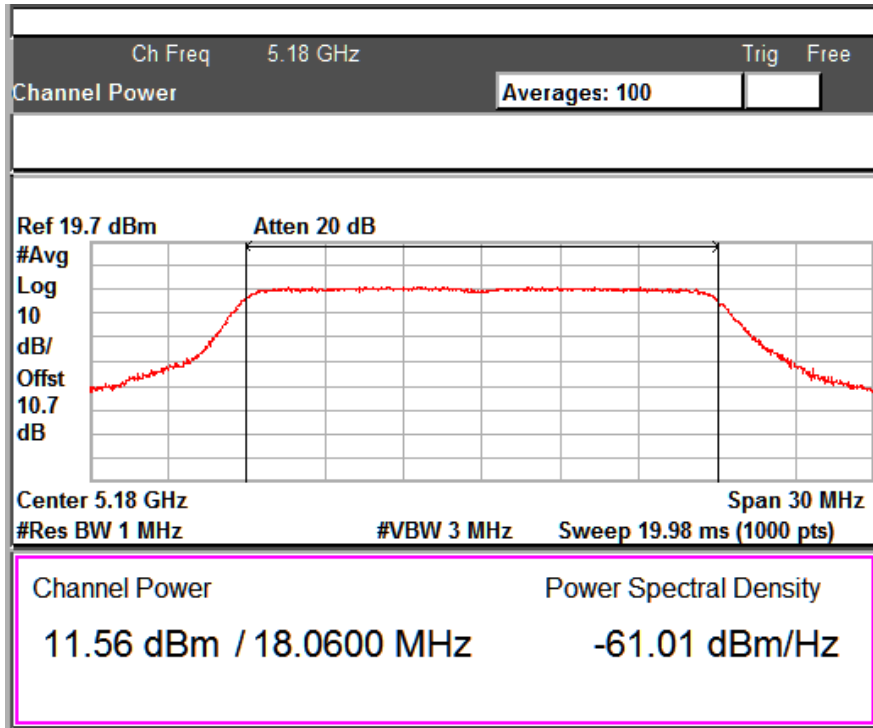
Data Rate: MCS 11

Channel Frequency: 5180MHz



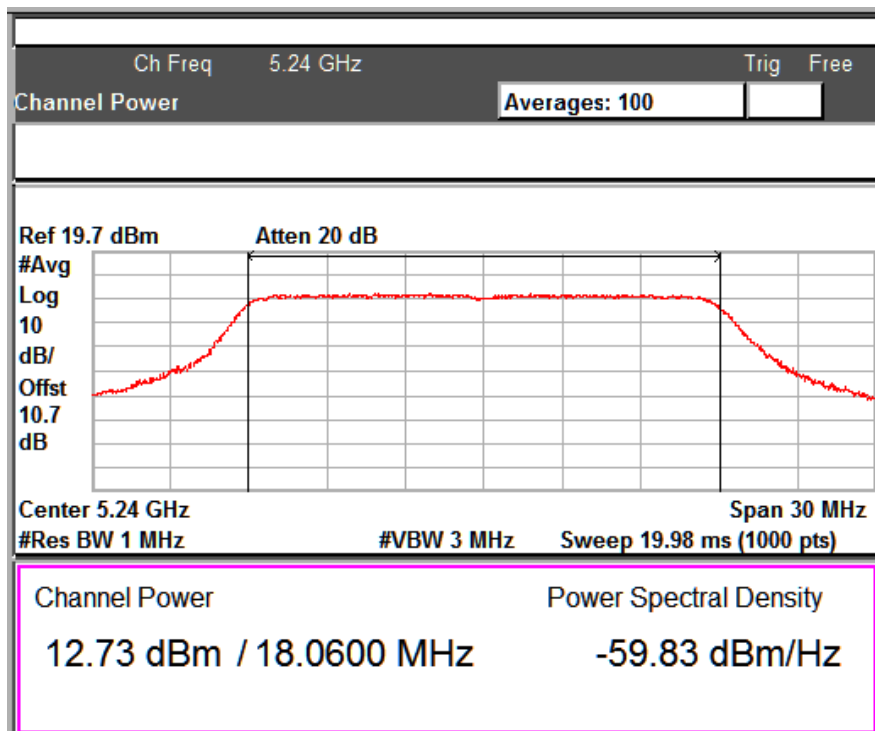
Data Rate: MCS 11

Channel Frequency: 5240MHz



Data Rate: MCS 15

Channel Frequency: 5180MHz



Data Rate: MCS 15

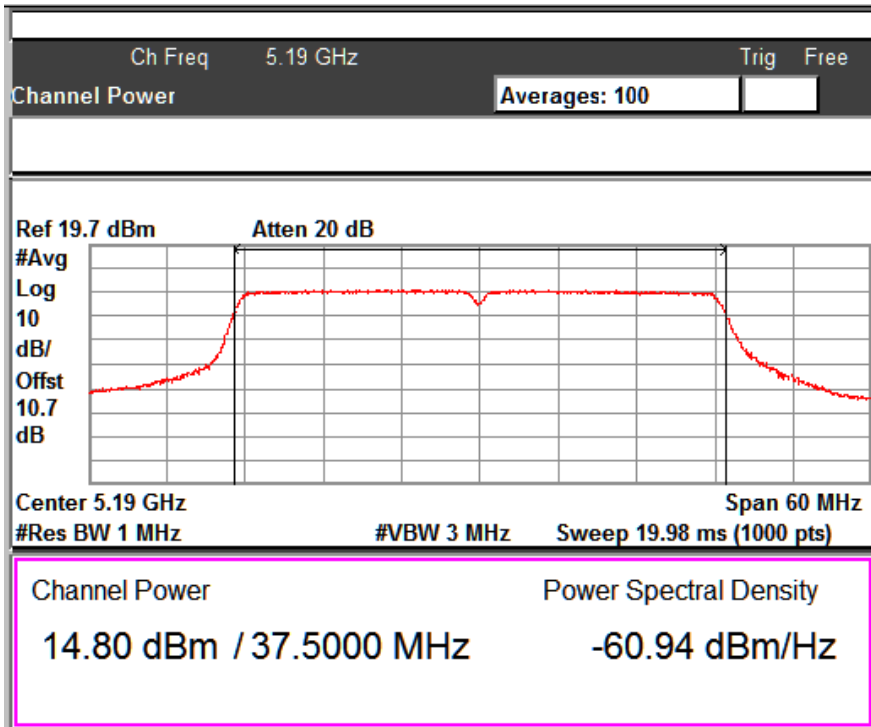
Channel Frequency: 5240MHz

www.tuv.com

Modulation: 802.11ac vht 40

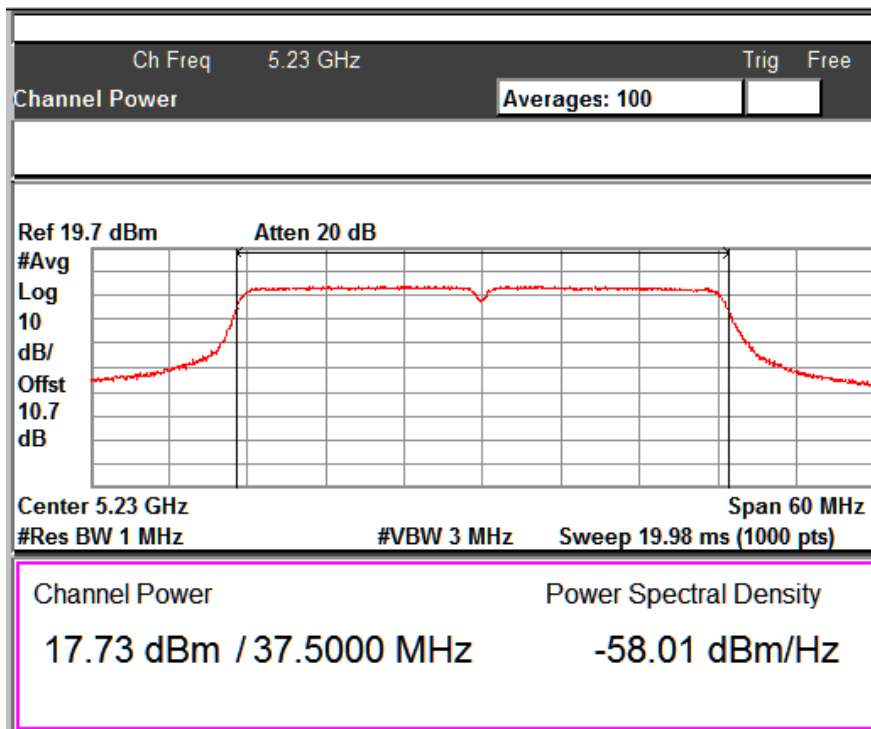
Note: Test was performed on both the transmit chains and worst case results were from chain 1 and the respective results has been reported.

| Data Rate (Mbps) | Channel No. | Frequency (MHz) | Output power (dBm) | Limit (dBm) | Margin (dB) |
|------------------|-------------|-----------------|--------------------|-------------|-------------|
| MCS 0 | 38 | 5190 | 14.80 | 23.00 | -8.2 |
| | 46 | 5230 | 17.73 | 23.00 | -5.27 |
| MCS 4 | 38 | 5190 | 14.65 | 23.00 | -8.35 |
| | 46 | 5230 | 17.28 | 23.00 | -5.72 |
| MCS 7 | 38 | 5190 | 14.40 | 23.00 | -8.6 |
| | 46 | 5230 | 16.37 | 23.00 | -6.63 |



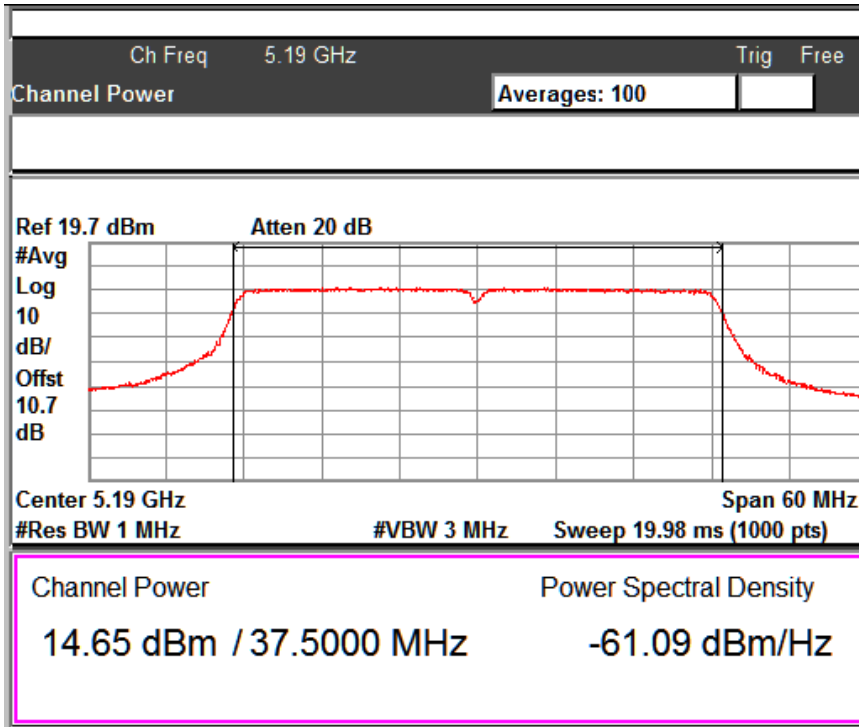
Data Rate: MCS 0

Channel Frequency: 5190MHz



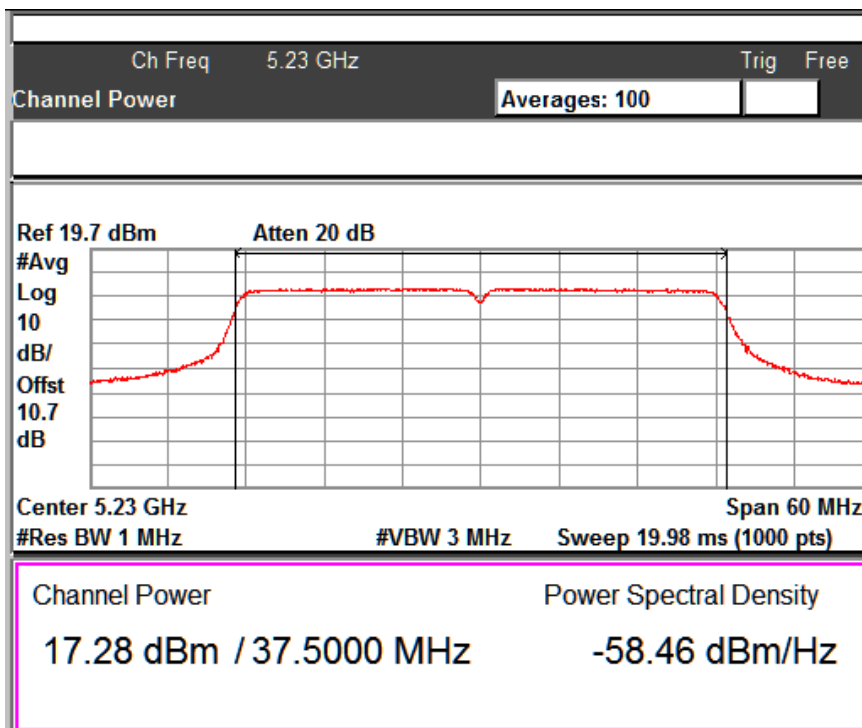
Data Rate: MCS 0

Channel Frequency: 5230MHz



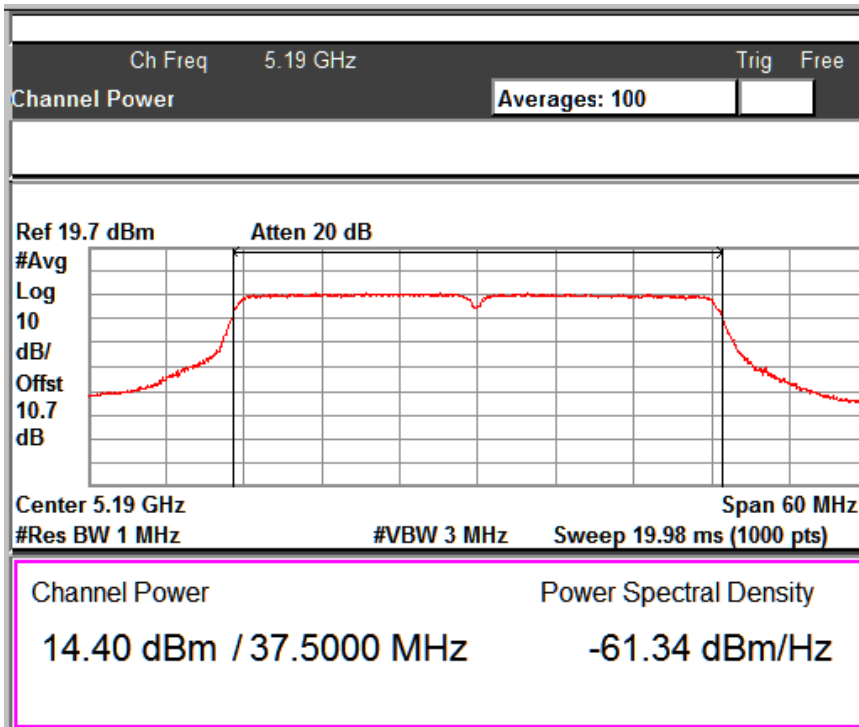
Data Rate: MCS 4

Channel Frequency: 5190MHz



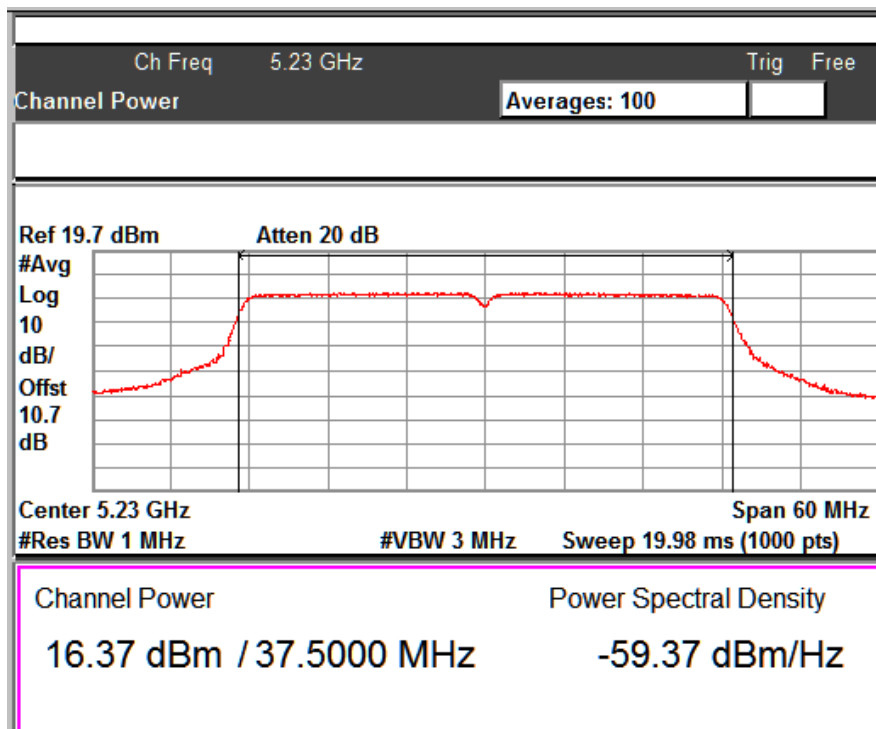
Data Rate: MCS 4

Channel Frequency: 5230MHz



Data Rate: MCS 7

Channel Frequency: 5190MHz



Data Rate: MCS 7

Channel Frequency: 5230MHz

www.tuv.com

Modulation: 802.11ac vht 40 MIMO

Note: Since it has Unequal antenna gains, with equal transmit powers and classified as correlated with each other, based on that the directional gain is calculated below.

Directional gain = $10 \log[(10G_1 / 20 + 10G_2 / 20 + \dots + 10G_N / 20) ^2 / NANT]$ dBi [Note the “20”s in the denominator of each exponent and the square of the sum of terms; the object is to combine the signal levels coherently.]

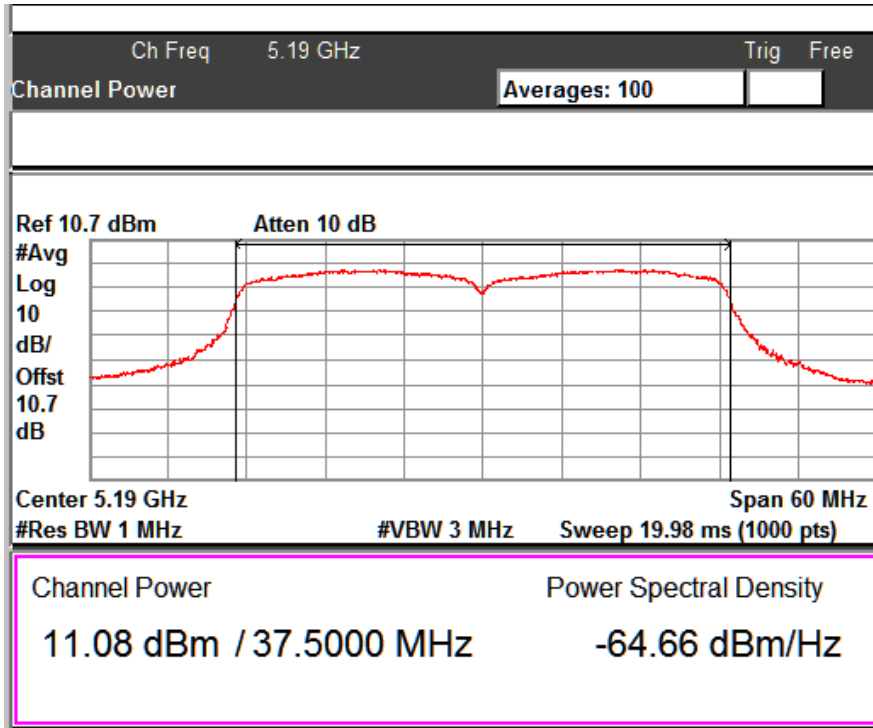
$$\text{Directional gain} = 10 * \text{LOG}((10^{(4.47/20)} + 10^{(5/20)})^2 / 2) = 7.75 \text{dBi}$$

Since the antenna gain is more than 6dBi, the power limit has been reduced accordingly.

$$P_{\text{out}} = P_{\text{limit}} - (G_{\text{tx}} - 6) = 23 - (7.75 - 6) = 21.25 \text{dBm}$$

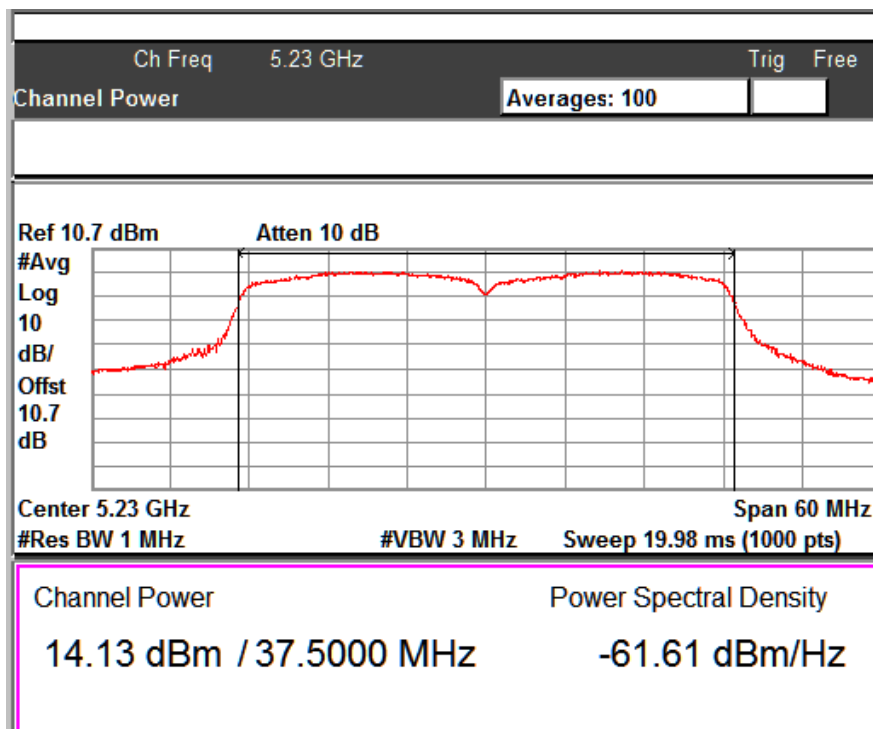
| Data Rate (Mbps) | Channel No. | Frequency (MHz) | CH 0 Output power (dBm) | CH 0 Output power (mW) | CH 1 Output power (dBm) | CH 1 Output power (mW) | Final Power (mW) | Final Power (dBm) | Limit (dBm) | Margin (dB) |
|------------------|-------------|-----------------|-------------------------|------------------------|-------------------------|------------------------|------------------|-------------------|-------------|-------------|
| MCS 8 | 38 | 5190 | 11.08 | 12.82 | 12.02 | 15.92 | 28.74 | 14.58 | 21.25 | -6.67 |
| | 46 | 5230 | 14.13 | 25.88 | 14.32 | 27.03 | 52.91 | 17.23 | 21.25 | -4.02 |
| MCS 11 | 38 | 5190 | 10.97 | 12.50 | 11.75 | 14.96 | 27.46 | 14.38 | 21.25 | -6.87 |
| | 46 | 5230 | 14.03 | 25.29 | 14.30 | 26.91 | 52.20 | 17.17 | 21.25 | -4.08 |
| MCS 15 | 38 | 5190 | 10.73 | 11.83 | 11.51 | 14.15 | 25.98 | 14.14 | 21.25 | -7.11 |
| | 46 | 5230 | 12.99 | 19.90 | 13.25 | 21.13 | 41.03 | 16.13 | 21.25 | -5.12 |

www.tuv.com
Chain 0



Data Rate: MCS 8

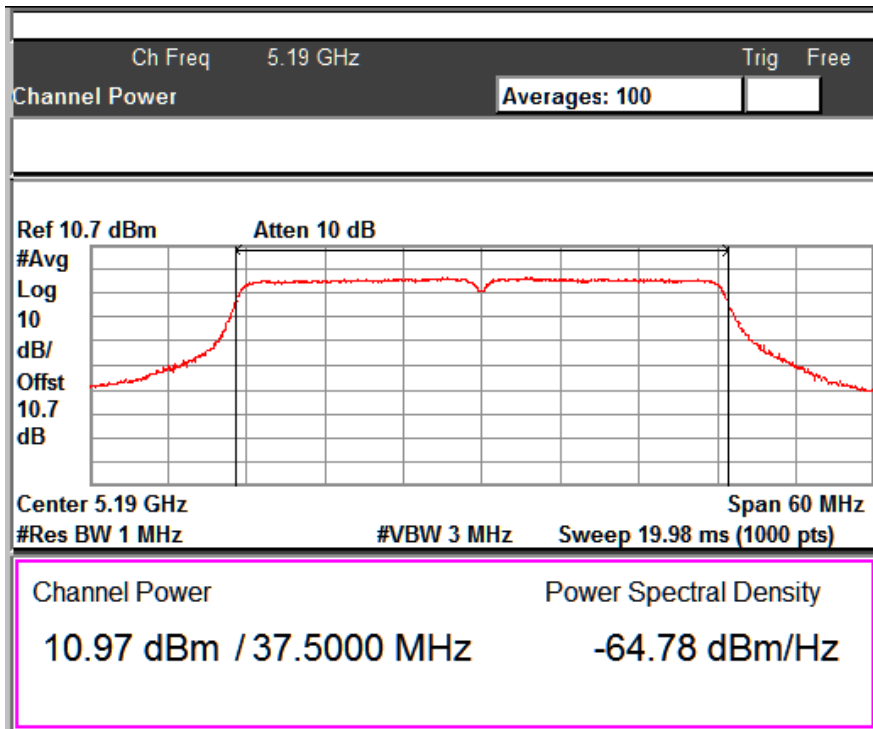
Channel Frequency: 5190MHz



Data Rate: MCS 8

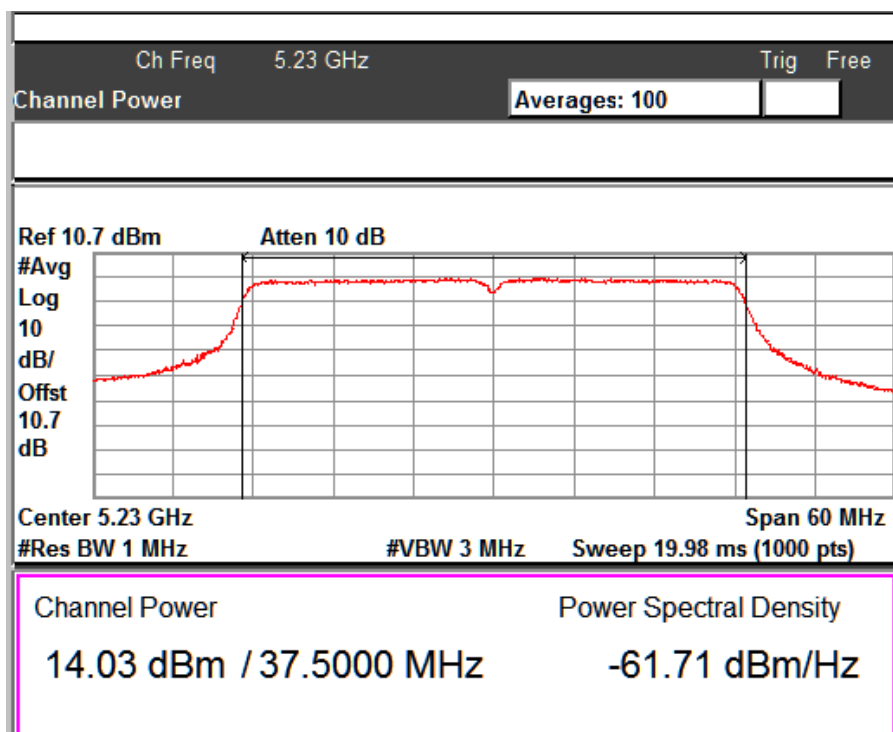
Channel Frequency: 5230MHz

www.tuv.com



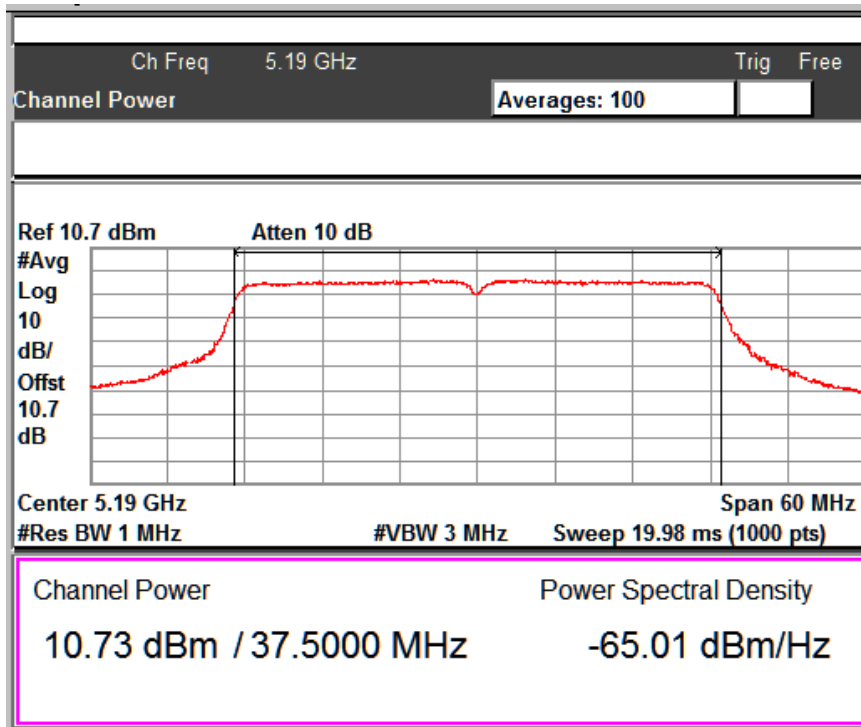
Data Rate: MCS 11

Channel Frequency: 5190MHz



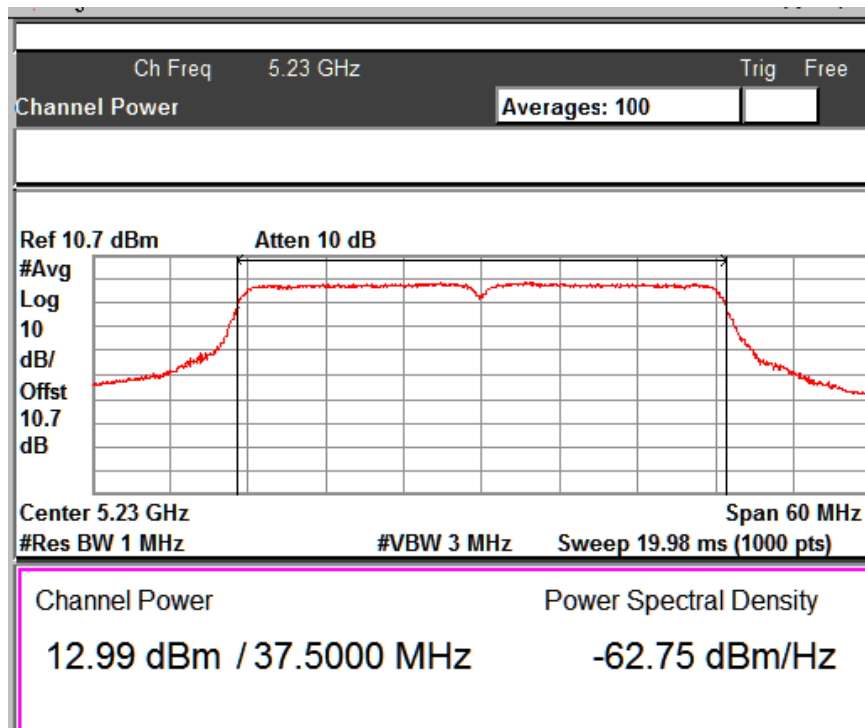
Data Rate: MCS 11

Channel Frequency: 5230MHz



Data Rate: MCS 15

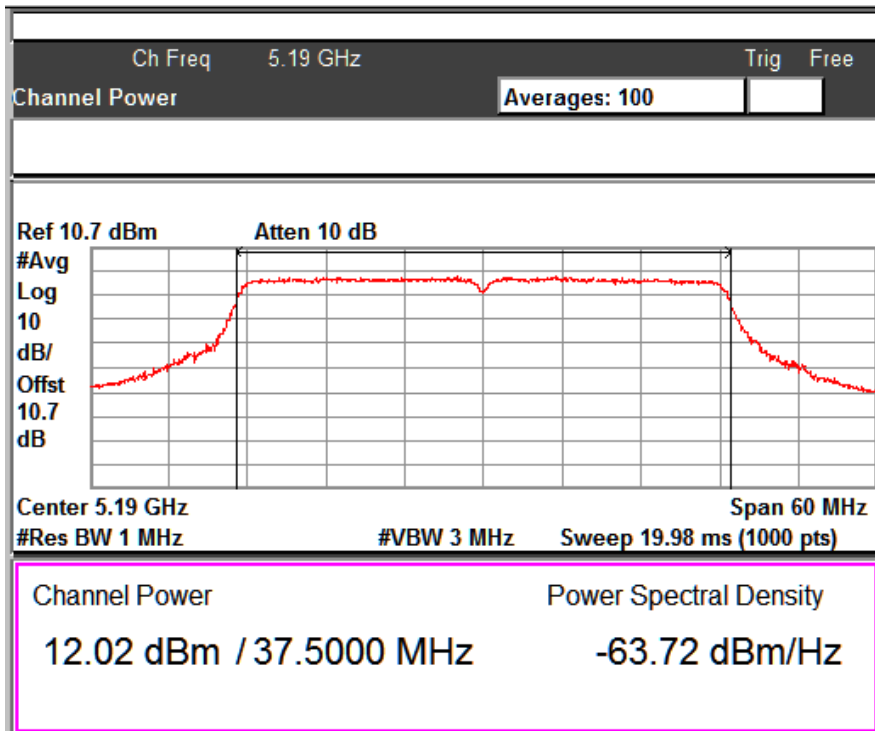
Channel Frequency: 5190MHz



Data Rate: MCS 15

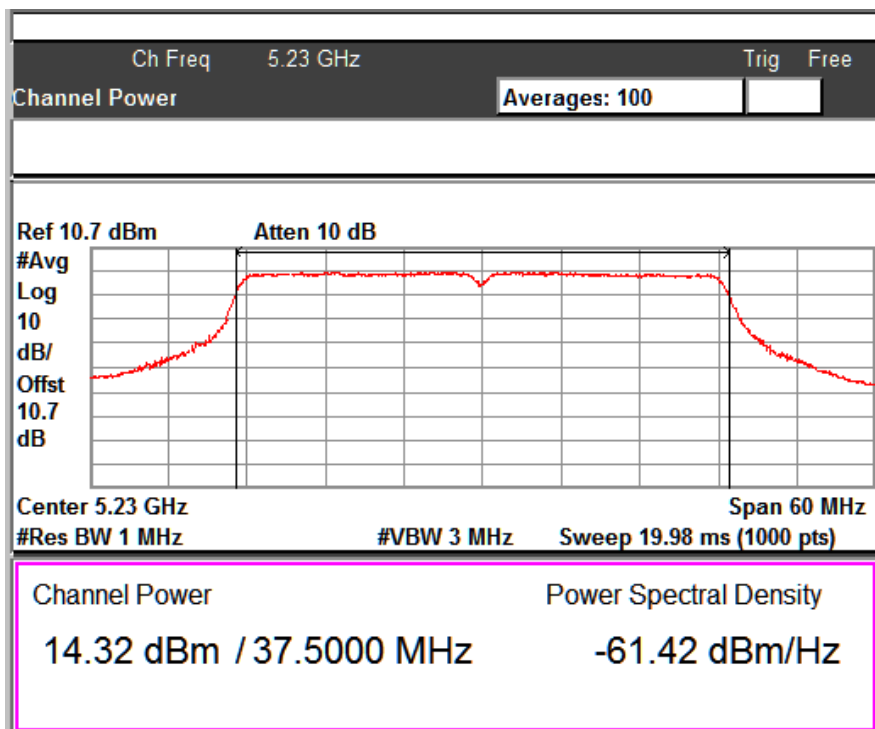
Channel Frequency: 5230MHz

www.tuv.com
Chain 1



Data Rate: MCS 8

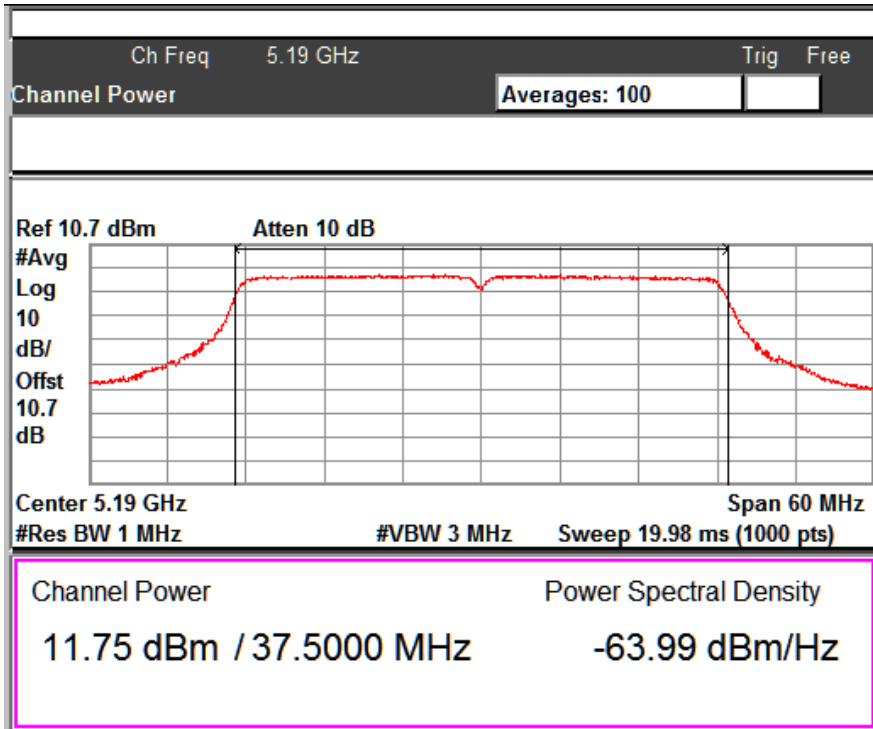
Channel Frequency: 5190MHz



Data Rate: MCS 8

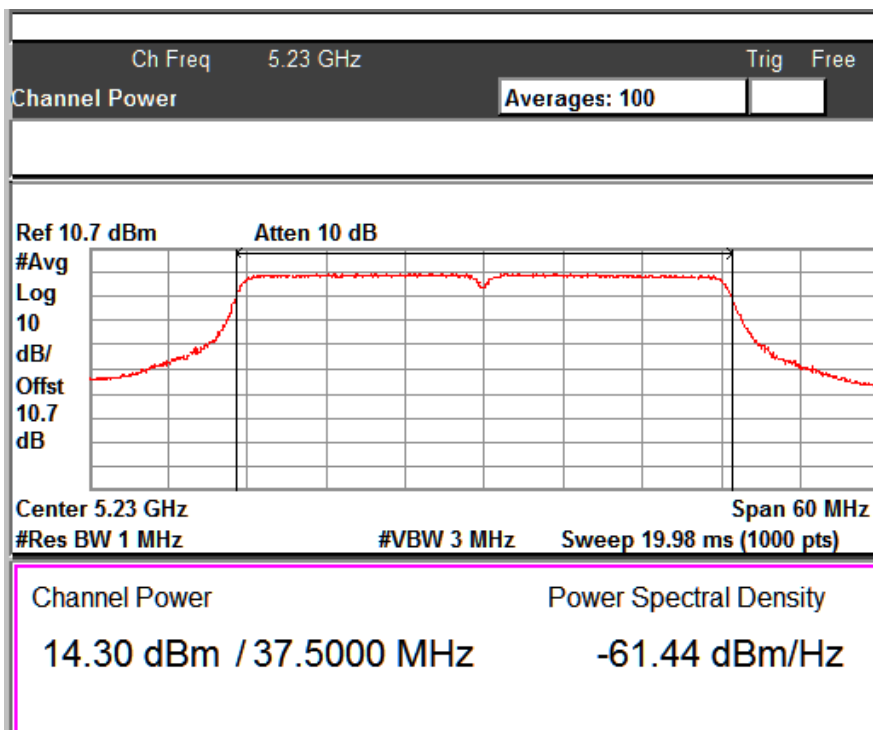
Channel Frequency: 5230MHz

www.tuv.com



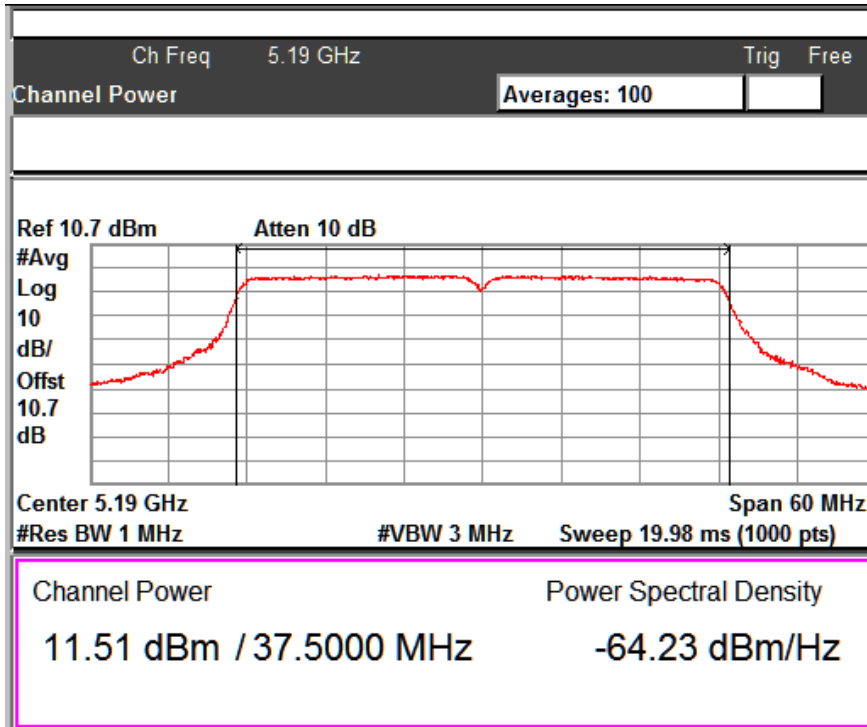
Data Rate: MCS 11

Channel Frequency: 5190MHz



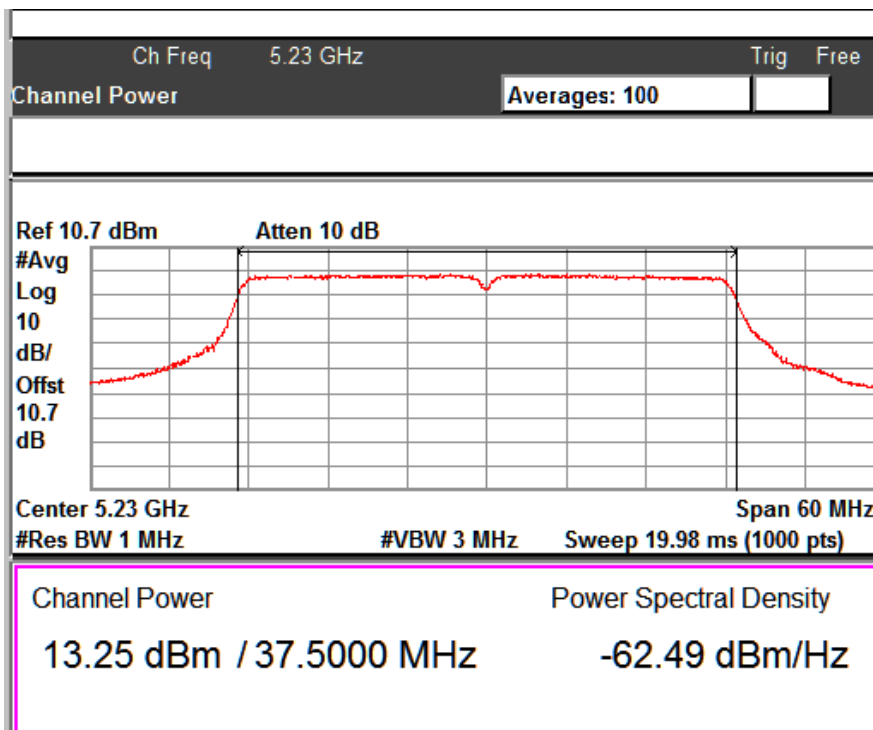
Data Rate: MCS 11

Channel Frequency: 5230MHz



Data Rate: MCS 15

Channel Frequency: 5190MHz



Data Rate: MCS 15

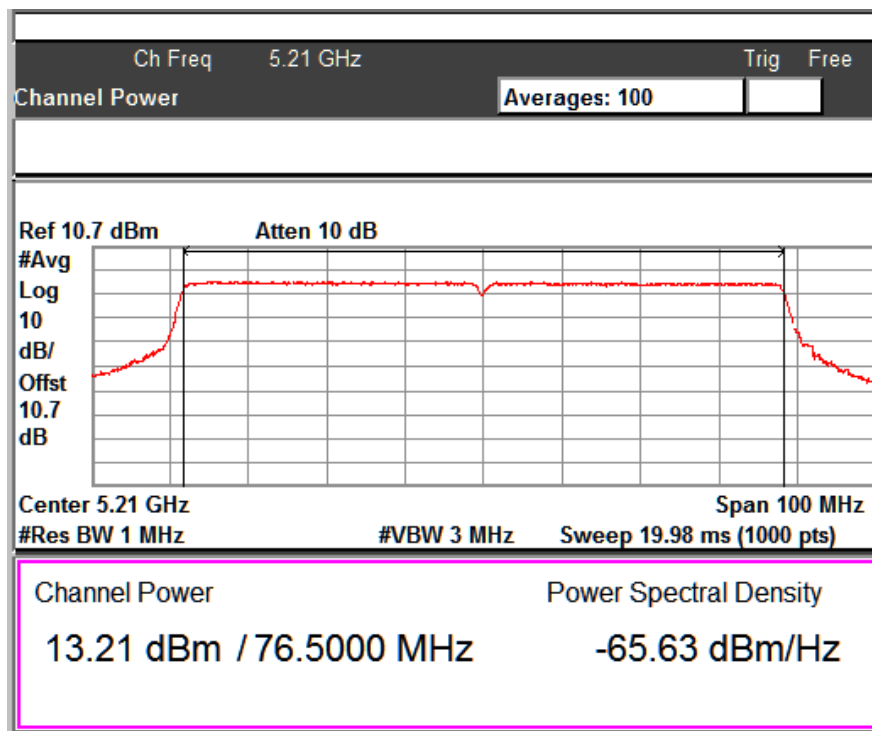
Channel Frequency: 5230MHz

www.tuv.com

Modulation: 802.11ac vht 80

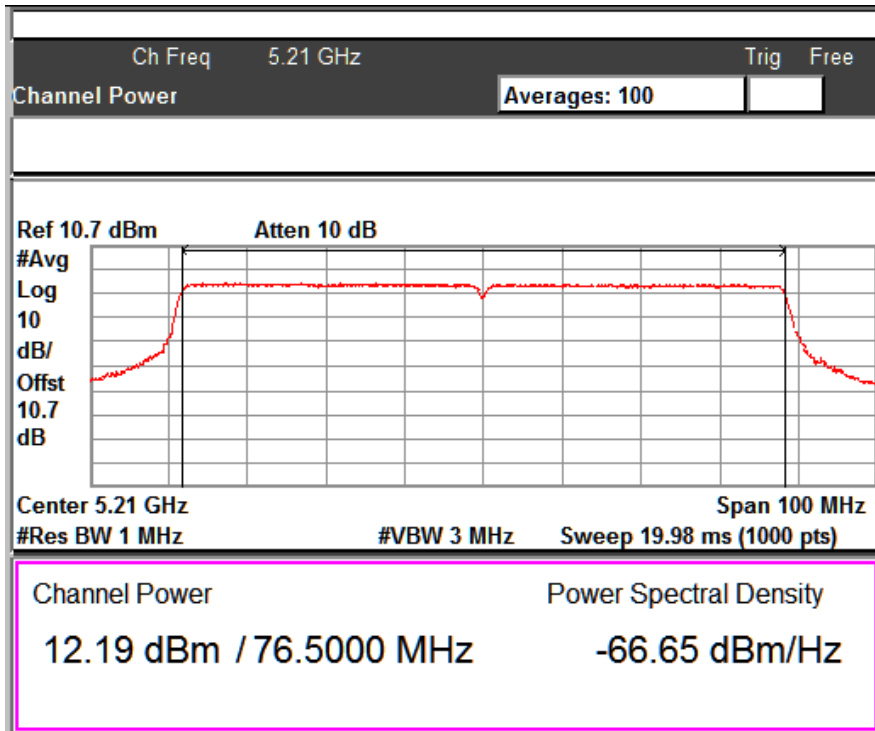
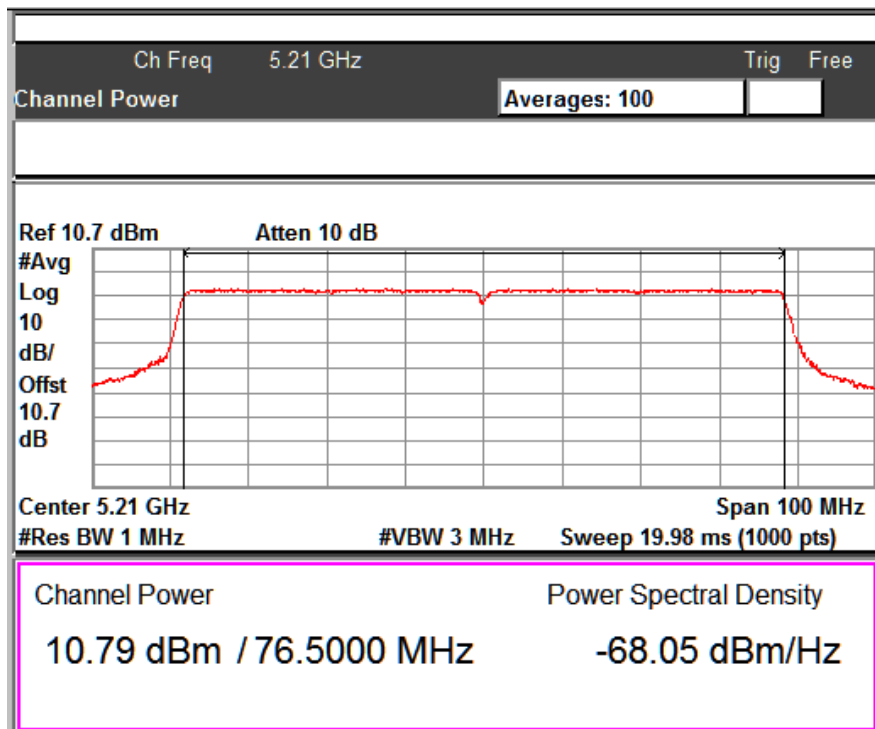
Note: Test was performed on both the transmit chains and worst case results were from chain 1 and the respective results has been reported.

| Data Rate (Mbps) | Channel No. | Frequency (MHz) | Output power (dBm) | Limit (dBm) | Margin (dB) |
|------------------|-------------|-----------------|--------------------|-------------|-------------|
| MCS 0 | 42 | 5210 | 13.21 | 23.00 | -9.79 |
| MCS 4 | 42 | 5210 | 12.19 | 23.00 | -10.81 |
| MCS 9 | 42 | 5210 | 10.79 | 23.00 | -12.21 |



Data Rate: MCS 0

Channel Frequency: 5210MHz

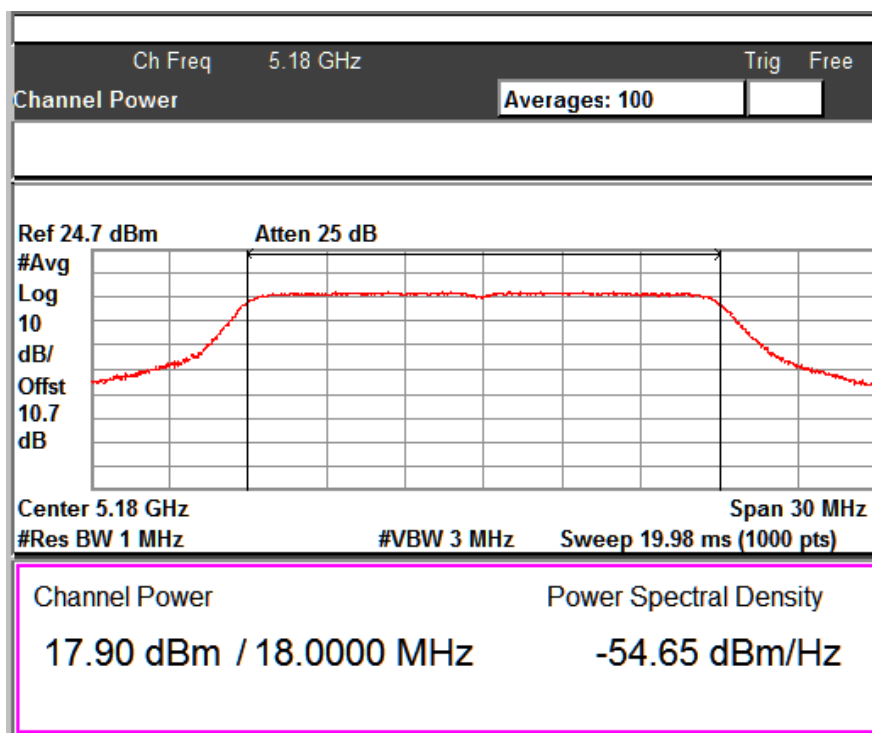

Data Rate: MCS 4
Channel Frequency: 5210MHz

Data Rate: MCS 9
Channel Frequency: 5210MHz

www.tuv.com

Modulation: 802.11n ht 20 SISO

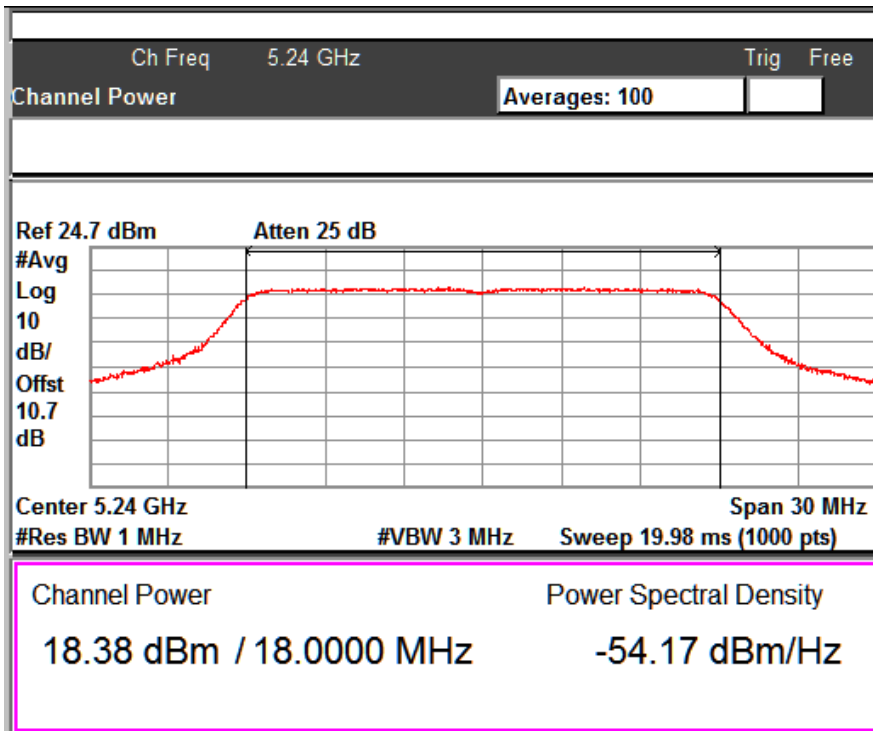
Note: Test was performed on both the transmit chains and worst case results were from chain 1 and the respective results has been reported.

| Data Rate (Mbps) | Channel No. | Frequency (MHz) | Output power (dBm) | Limit (dBm) | Margin (dB) |
|------------------|-------------|-----------------|--------------------|-------------|-------------|
| MCS 0 | 36 | 5180 | 17.90 | 23 | -5.100 |
| | 48 | 5240 | 18.38 | 23 | -4.620 |
| MCS4 | 36 | 5180 | 17.72 | 23 | -5.280 |
| | 48 | 5240 | 18.25 | 23 | -4.750 |
| MCS 7 | 36 | 5180 | 16.76 | 23 | -6.240 |
| | 48 | 5240 | 16.45 | 23 | -6.550 |



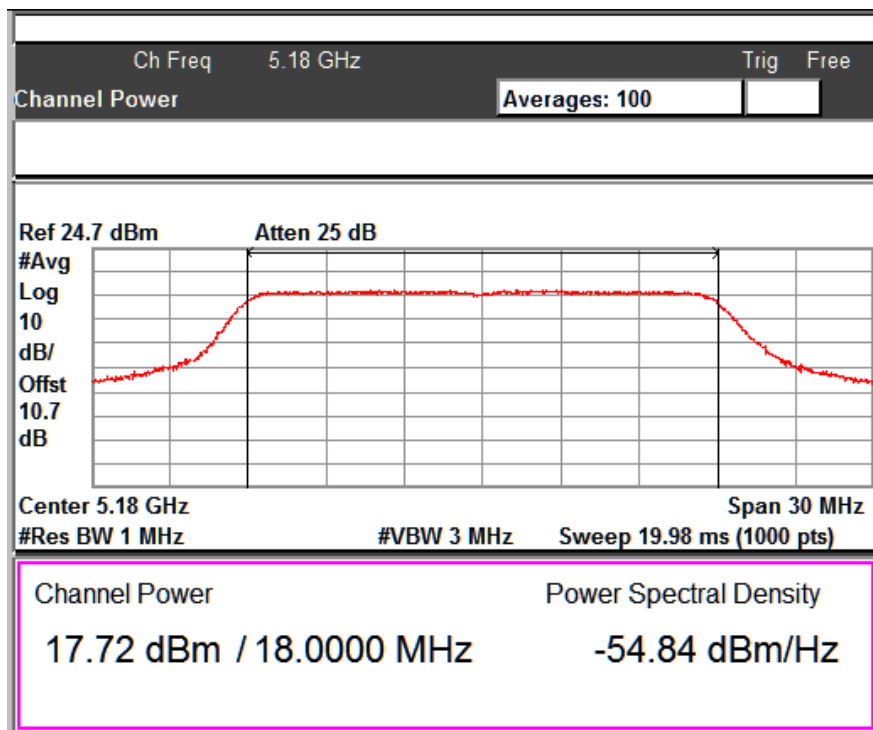
Data Rate: MCS 0

Channel Frequency: 5180MHz



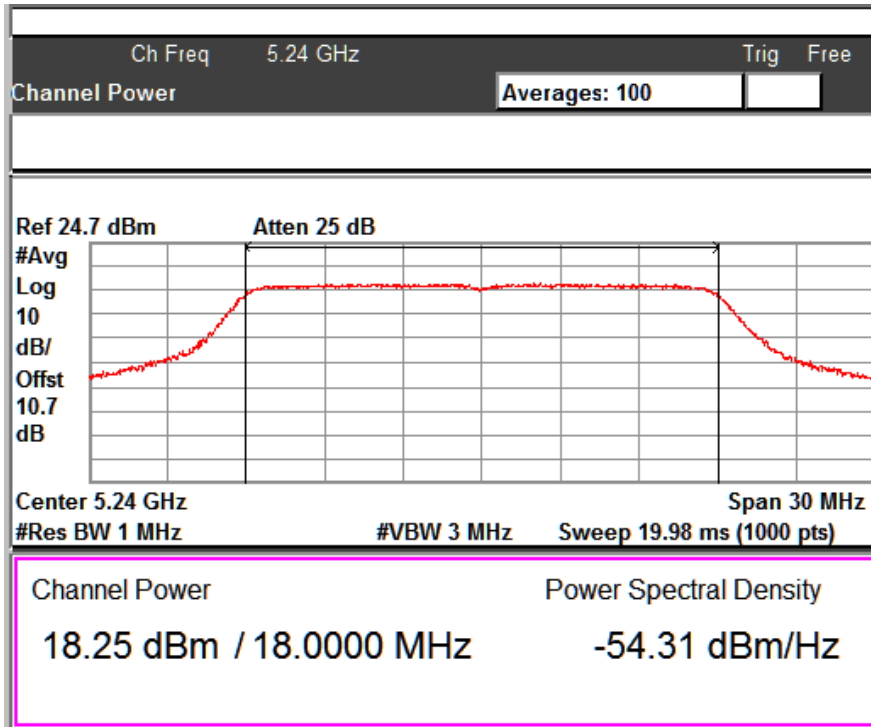
Data Rate: MCS 0

Channel Frequency: 5240MHz



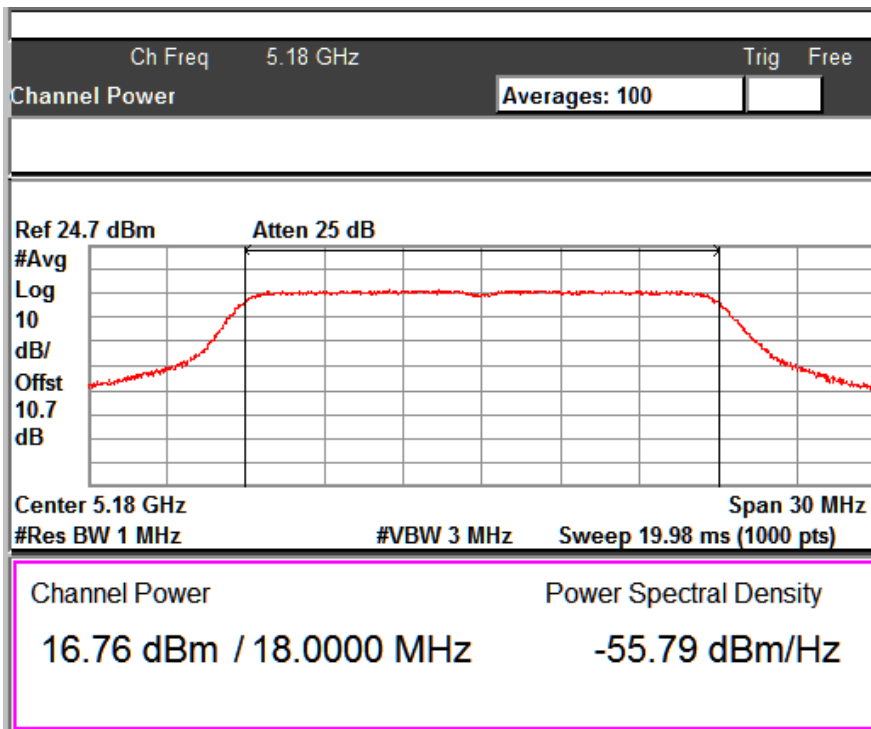
Data Rate: MCS 4

Channel Frequency: 5180MHz



Data Rate: MCS 4

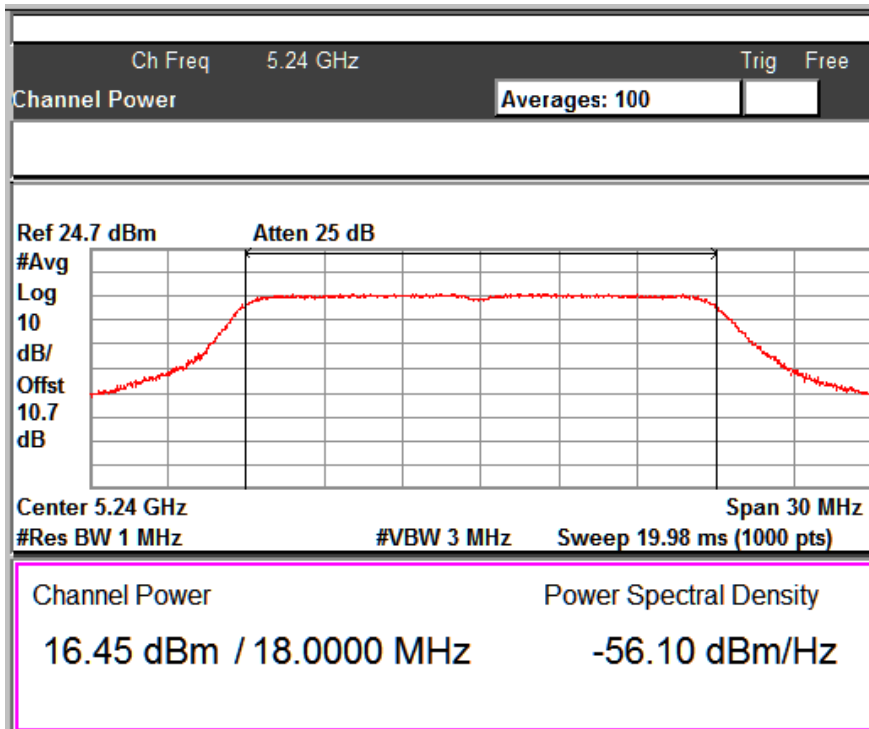
Channel Frequency: 5240MHz



Data Rate: MCS 7

Channel Frequency: 5180MHz

www.tuv.com



Data Rate: MCS 7

Channel Frequency: 5240MHz

www.tuv.com

Modulation: 802.11n ht 20 MIMO

Note: Since it has Unequal antenna gains, with equal transmit powers and classified as correlated with each other, based on that the directional gain is calculated below.

Directional gain = $10 \log[(10G_1/20 + 10G_2/20 + \dots + 10G_N/20)^2 / NANT]$ dBi [Note the “20”s in the denominator of each exponent and the square of the sum of terms; the object is to combine the signal levels coherently.]

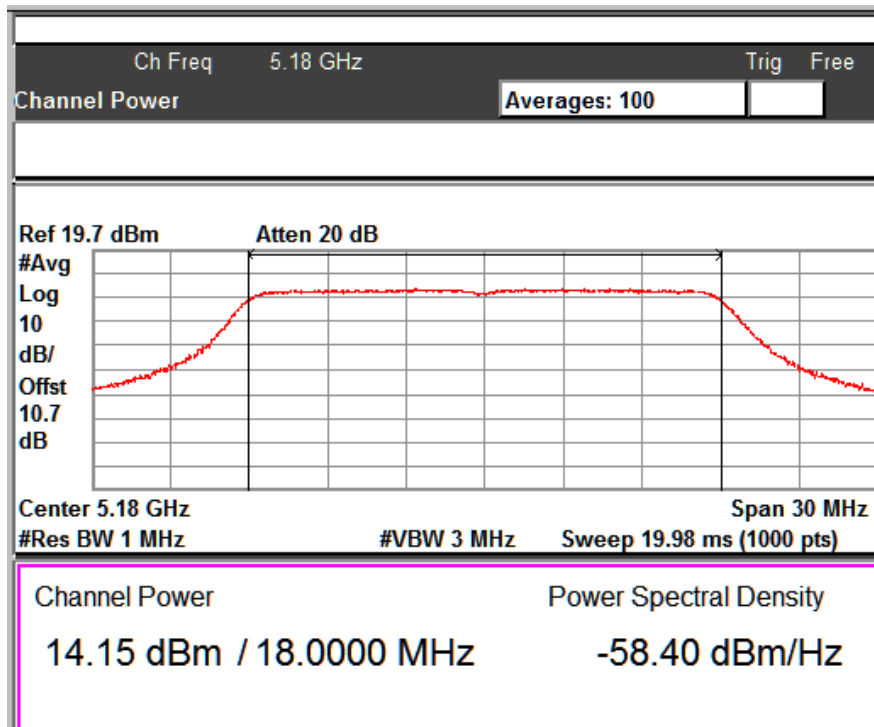
$$\text{Directional gain} = 10 * \text{LOG}((10^{(4.47/20)} + 10^{(5/20)})^2 / 2) = 7.75 \text{dBi}$$

Since the antenna gain is more than 6dBi, the power limit has been reduced accordingly.

$$P_{\text{out}} = P_{\text{limit}} - (G_{\text{tx}} - 6) = 23 - (7.75 - 6) = 21.25 \text{dBm}$$

| Data Rate (Mbps) | Channel No. | Frequency (MHz) | CH 0 Output power (dBm) | CH 0 Output power (mW) | CH 1 Output power (dBm) | CH 1 Output power (mW) | Final Power (mW) | Final Power (dBm) | Limit (dBm) | Margin (dB) |
|------------------|-------------|-----------------|-------------------------|------------------------|-------------------------|------------------------|------------------|-------------------|-------------|-------------|
| MCS 8 | 36 | 5180 | 14.15 | 26.00 | 14.24 | 26.54 | 52.54 | 17.20 | 21.25 | -4.05 |
| | 48 | 5240 | 14.70 | 29.51 | 14.88 | 30.76 | 60.27 | 17.80 | 21.25 | -3.45 |
| MCS 11 | 36 | 5180 | 14.14 | 25.94 | 14.47 | 27.98 | 53.92 | 17.31 | 21.25 | -3.94 |
| | 48 | 5240 | 14.42 | 27.66 | 15.11 | 32.43 | 60.09 | 17.78 | 21.25 | -3.47 |
| MCS 15 | 36 | 5180 | 13.06 | 20.23 | 13.14 | 20.60 | 40.83 | 16.11 | 21.25 | -5.14 |
| | 48 | 5240 | 13.72 | 23.55 | 13.59 | 22.85 | 46.4 | 16.66 | 21.25 | -4.59 |

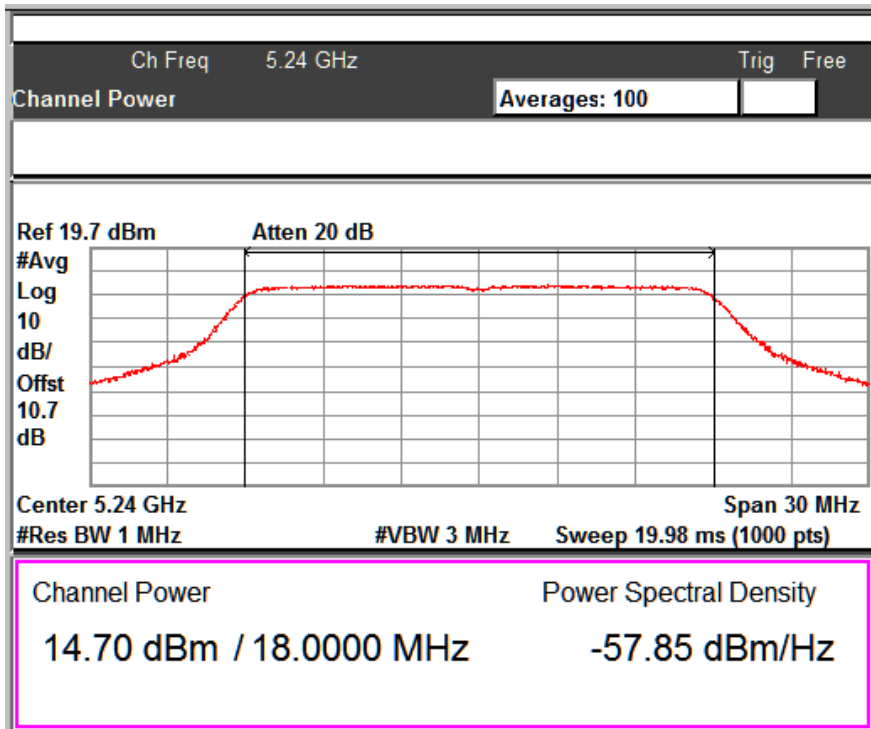
Chain 0



Data Rate: MCS 8

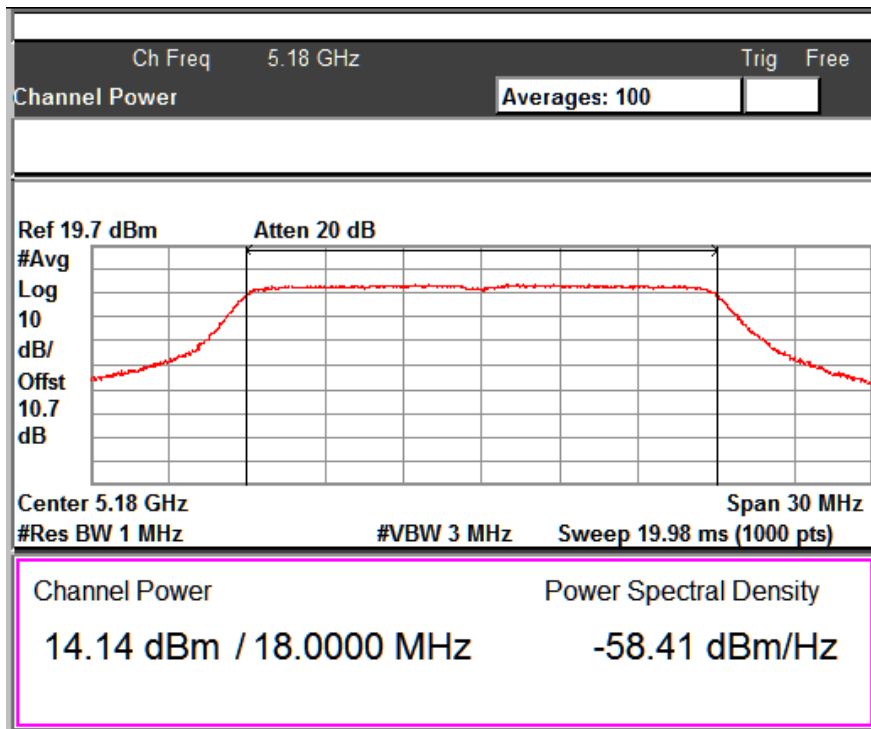
Channel Frequency: 5180MHz

www.tuv.com



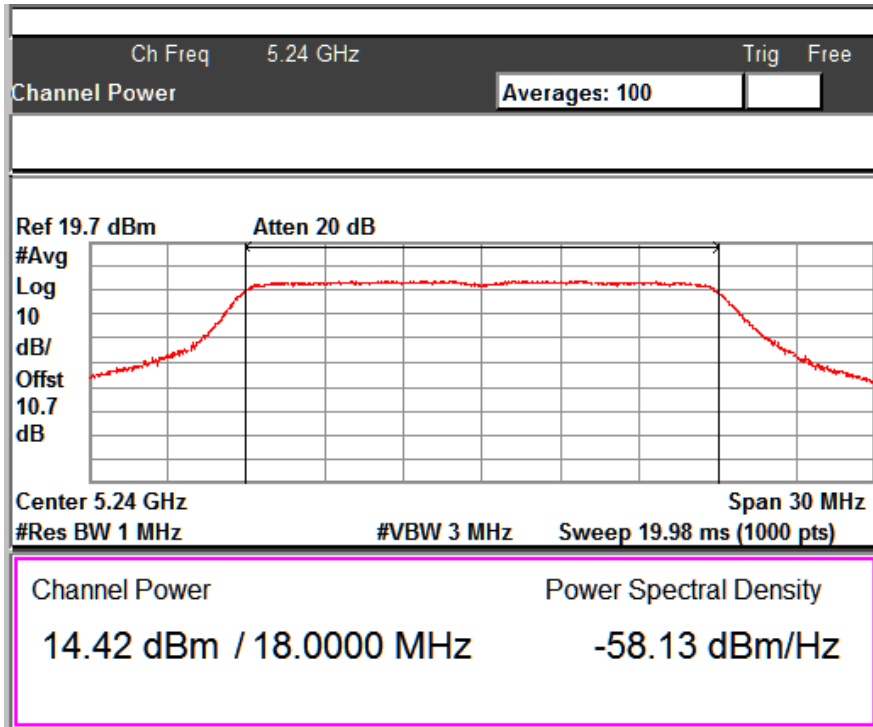
Data Rate: MCS 8

Channel Frequency: 5240MHz



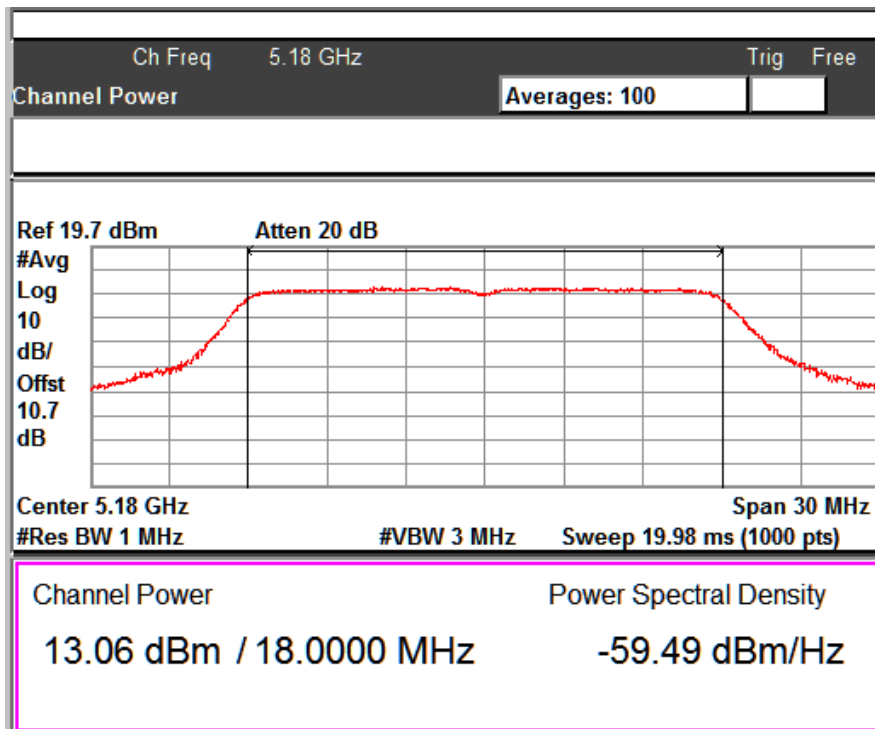
Data Rate: MCS 11

Channel Frequency: 5180MHz



Data Rate: MCS 11

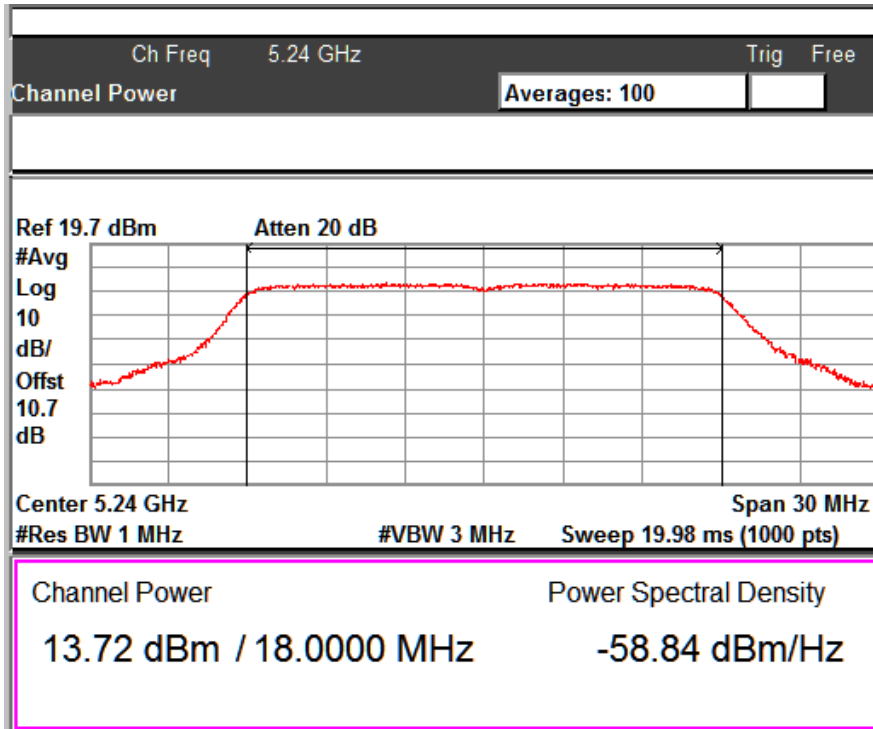
Channel Frequency: 5240MHz



Data Rate: MCS 15

Channel Frequency: 5180MHz

www.tuv.com

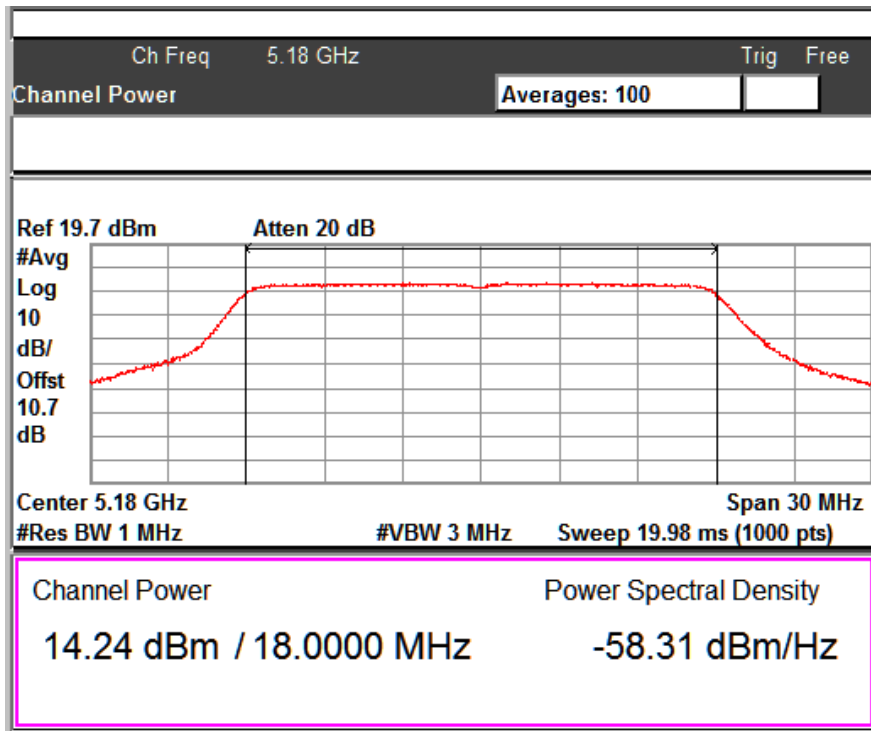


Data Rate: MCS 15

Channel Frequency: 5240MHz

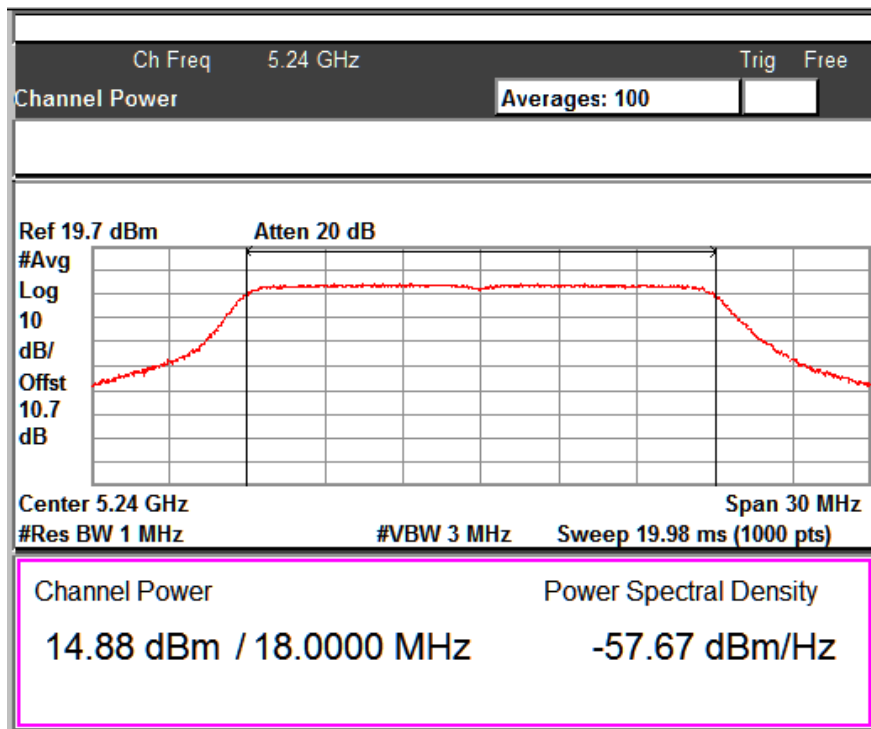
www.tuv.com

Chain 1



Data Rate: MCS 8

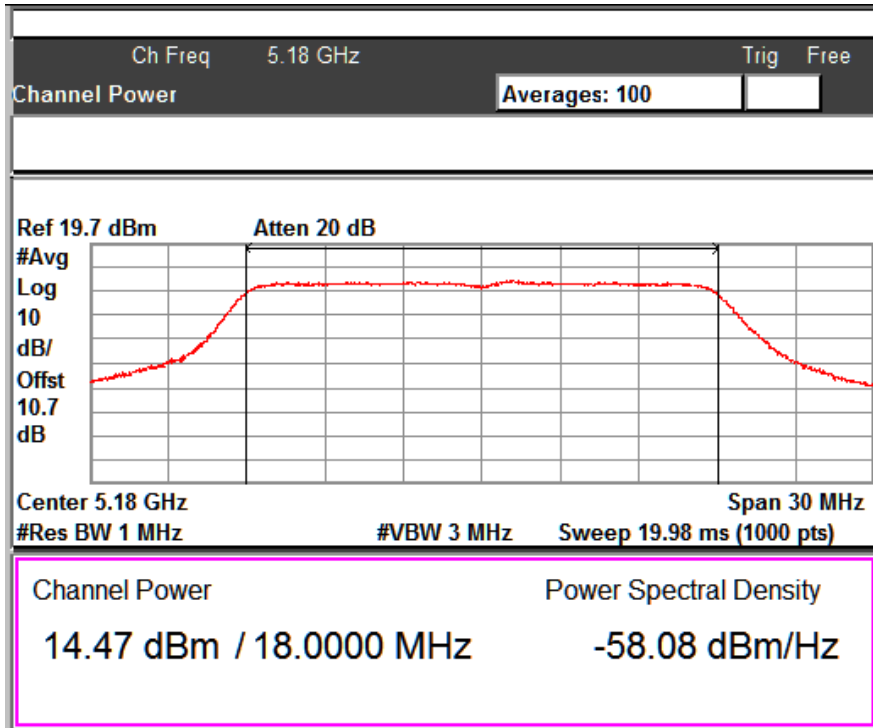
Channel Frequency: 5180MHz



Data Rate: MCS 8

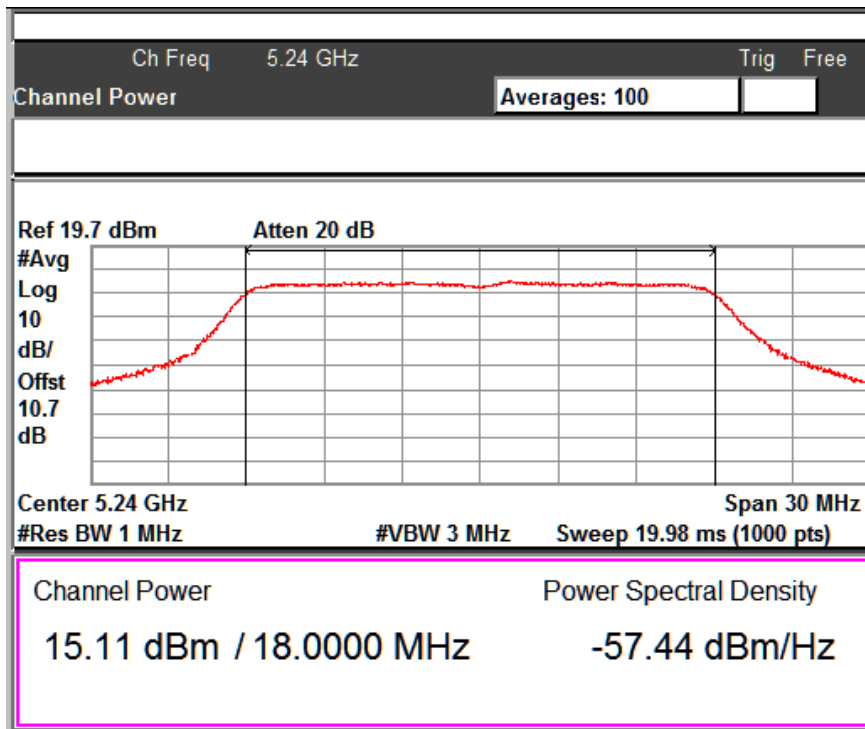
Channel Frequency: 5240MHz

www.tuv.com



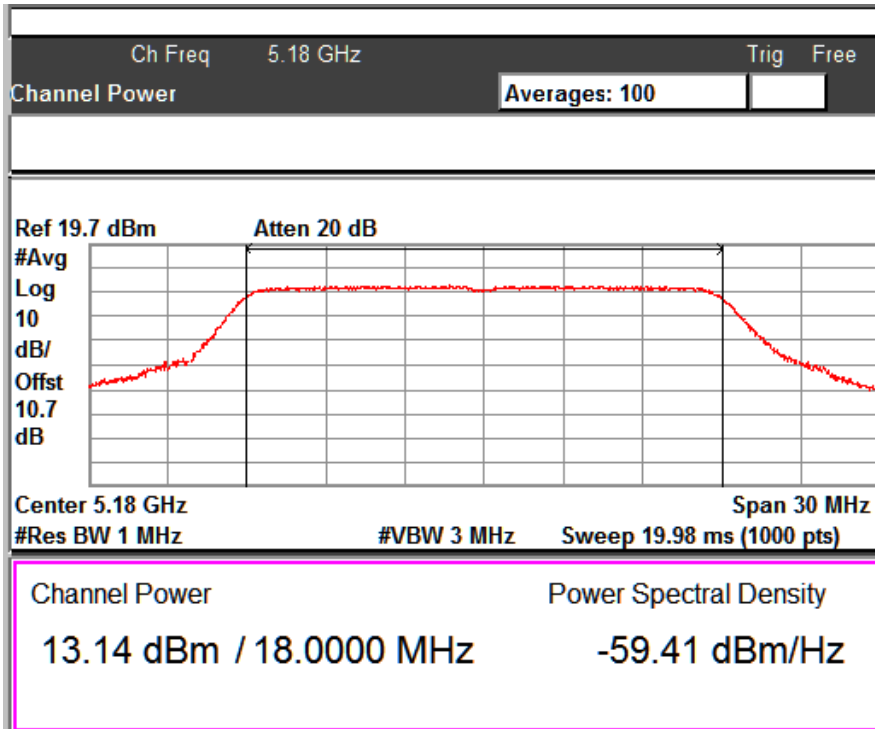
Data Rate: MCS 11

Channel Frequency: 5180MHz



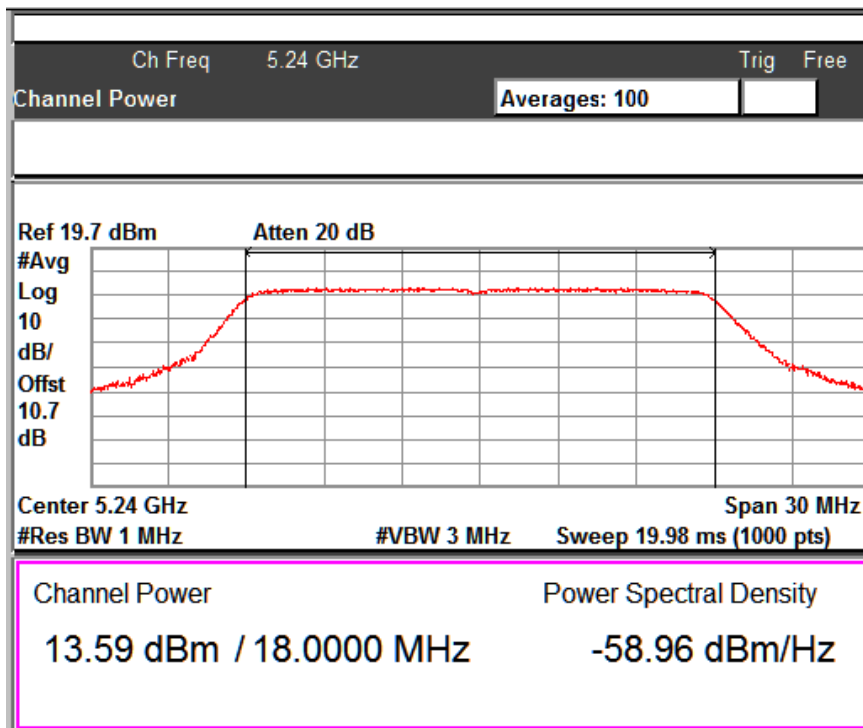
Data Rate: MCS 11

Channel Frequency: 5240MHz



Data Rate: MCS 15

Channel Frequency: 5180MHz



Data Rate: MCS 15

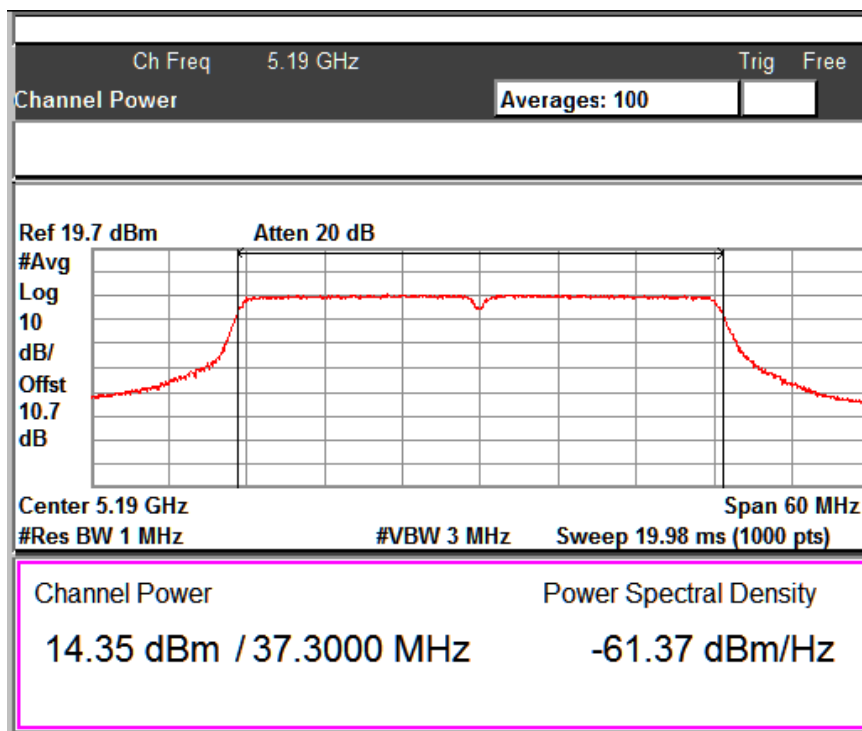
Channel Frequency: 5240MHz

www.tuv.com

Modulation: 802.11n ht 40 SISO

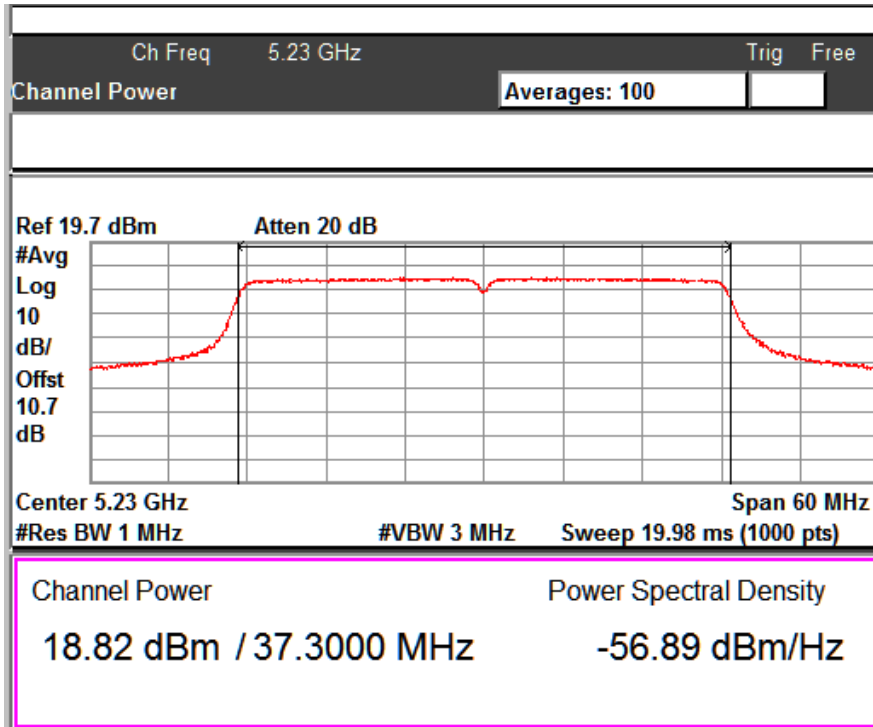
Note: Test was performed on both the transmit chains and worst case results were from chain 1 and the respective results has been reported.

| Data Rate (Mbps) | Channel No. | Frequency (MHz) | Output power (dBm) | Limit (dBm) | Margin (dB) |
|------------------|-------------|-----------------|--------------------|-------------|-------------|
| MCS 0 | 38 | 5190 | 14.35 | 23.00 | -8.65 |
| | 46 | 5230 | 18.82 | 23.00 | -4.18 |
| MCS4 | 38 | 5190 | 14.32 | 23.00 | -8.68 |
| | 46 | 5230 | 18.76 | 23.00 | -4.24 |
| MCS 7 | 38 | 5190 | 14.15 | 23.00 | -8.85 |
| | 46 | 5230 | 16.58 | 23.00 | -6.42 |



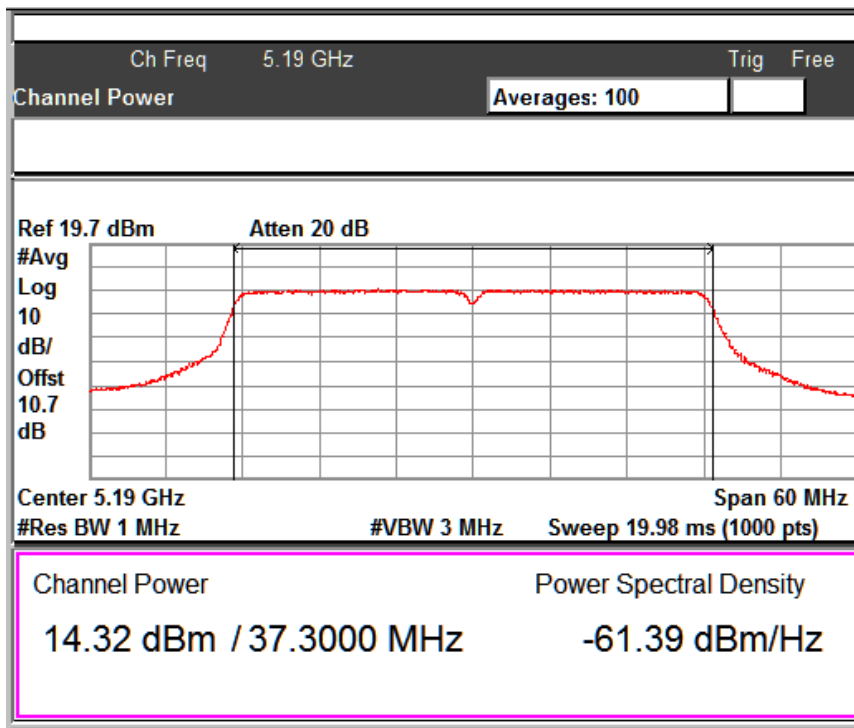
Data Rate: MCS 0

Channel Frequency: 5190MHz



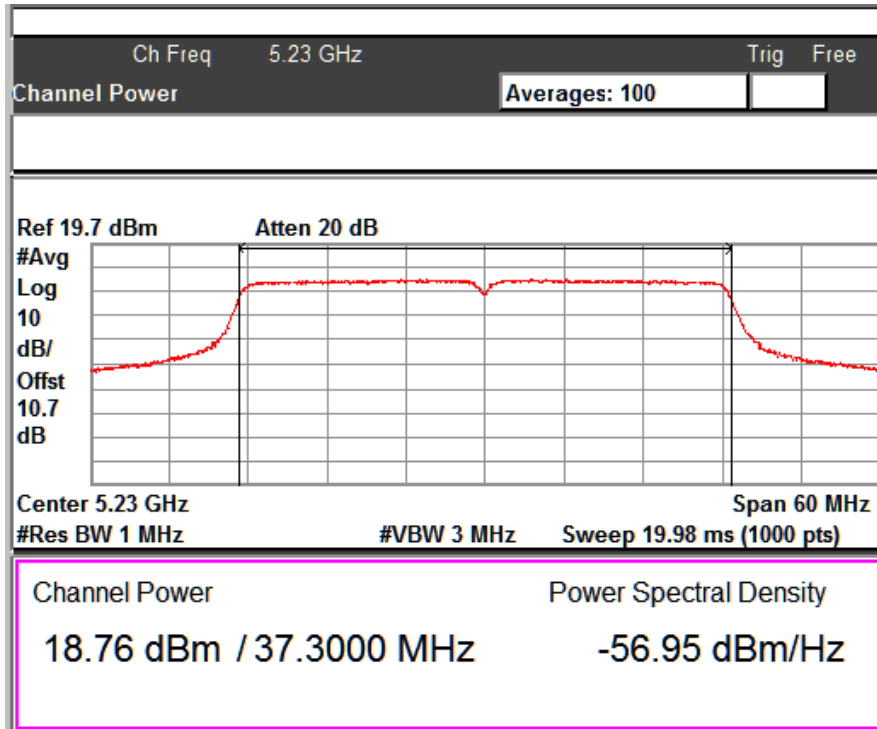
Data Rate: MCS 0

Channel Frequency: 5230MHz



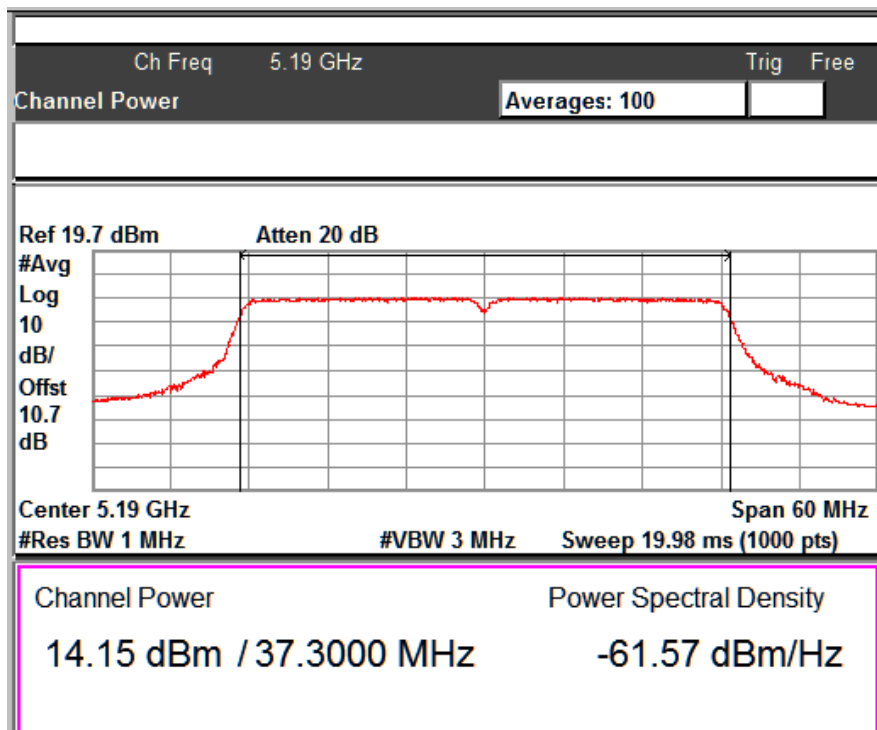
Data Rate: MCS 4

Channel Frequency: 5190MHz



Data Rate: MCS 4

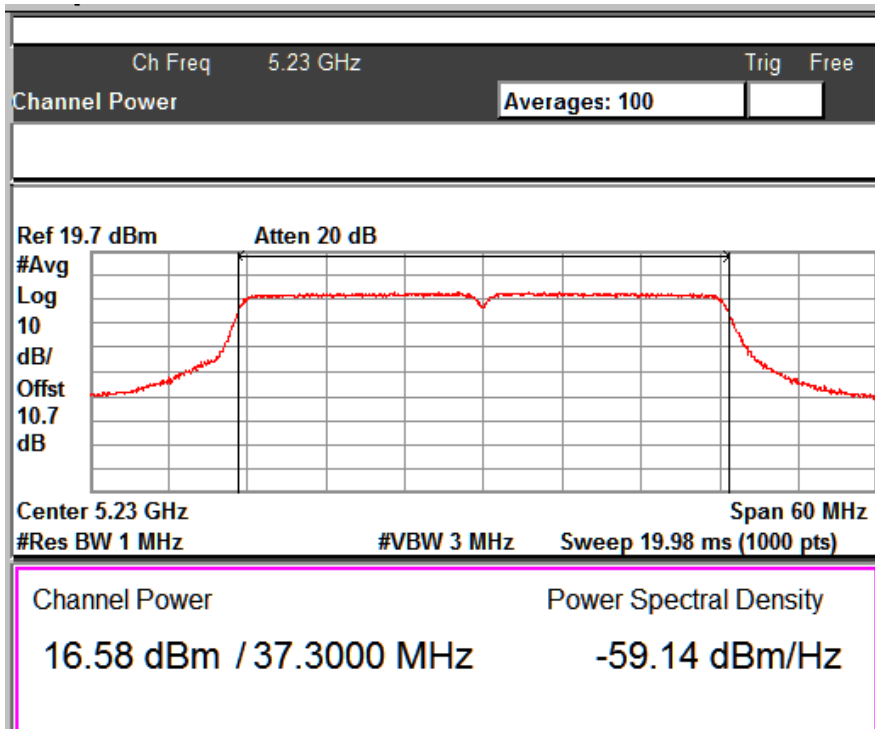
Channel Frequency: 5230MHz



Data Rate: MCS 7

Channel Frequency: 5190MHz

www.tuv.com



Data Rate: MCS 7

Channel Frequency: 5230MHz

www.tuv.com

Modulation: 802.11n ht 40 MIMO

Note: Since it has Unequal antenna gains, with equal transmit powers and classified as correlated with each other, based on that the directional gain is calculated below.

Directional gain = $10 \log[(10G_1 / 20 + 10G_2 / 20 + \dots + 10G_N / 20) ^2 / NANT]$ dBi [Note the “20”s in the denominator of each exponent and the square of the sum of terms; the object is to combine the signal levels coherently.]

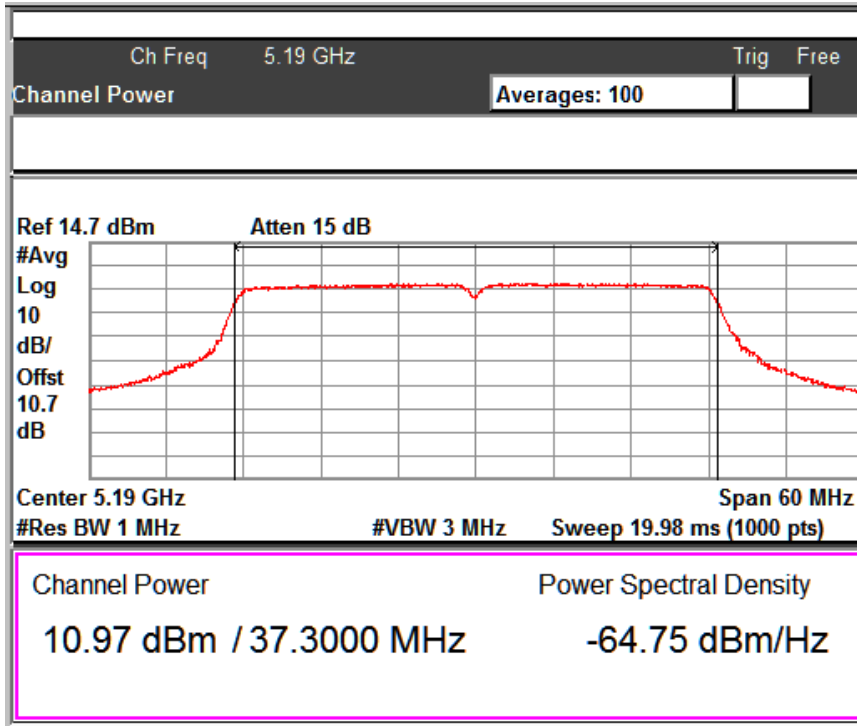
$$\text{Directional gain} = 10 * \text{LOG}((10^{(4.47/20)} + 10^{(5/20)})^2 / 2) = 7.75 \text{dBi}$$

Since the antenna gain is more than 6dBi, the power limit has been reduced accordingly.

$$P_{\text{out}} = P_{\text{limit}} - (G_{\text{tx}} - 6) = 23 - (7.75 - 6) = 21.25 \text{dBm}$$

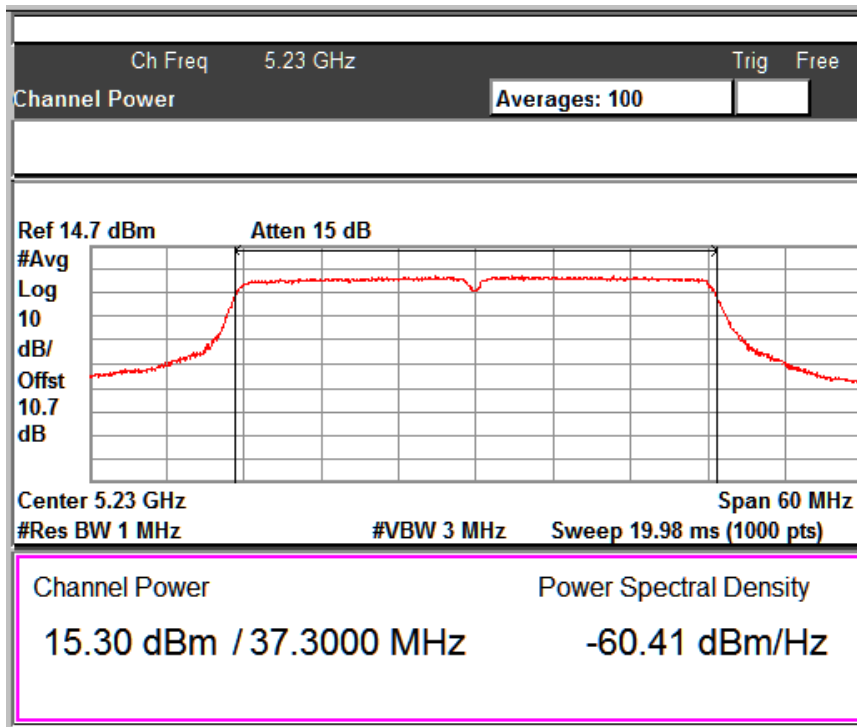
| Data Rate (Mbps) | Channel No. | Frequency (MHz) | CH 0 Output power (dBm) | CH 0 Output power (mW) | CH 1 Output power (dBm) | CH 1 Output power (mW) | Final Power (mW) | Final Power (dBm) | Limit (dBm) | Margin (dB) |
|------------------|-------------|-----------------|-------------------------|------------------------|-------------------------|------------------------|------------------|-------------------|-------------|-------------|
| MCS 8 | 38 | 5190 | 10.97 | 12.50 | 11.37 | 13.70 | 26.2 | 14.18 | 21.25 | -7.07 |
| | 46 | 5230 | 15.30 | 33.88 | 15.46 | 35.15 | 69.03 | 18.39 | 21.25 | -2.86 |
| MCS 11 | 38 | 5190 | 10.93 | 12.38 | 11.32 | 13.55 | 25.93 | 14.14 | 21.25 | -7.11 |
| | 46 | 5230 | 15.27 | 33.65 | 15.41 | 34.75 | 68.4 | 18.35 | 21.25 | -2.9 |
| MCS 15 | 38 | 5190 | 10.64 | 11.58 | 10.97 | 12.50 | 24.08 | 13.81 | 21.25 | -7.44 |
| | 46 | 5230 | 14.00 | 25.11 | 14.25 | 26.60 | 51.71 | 17.13 | 21.25 | -4.12 |

www.tuv.com
Chain 0



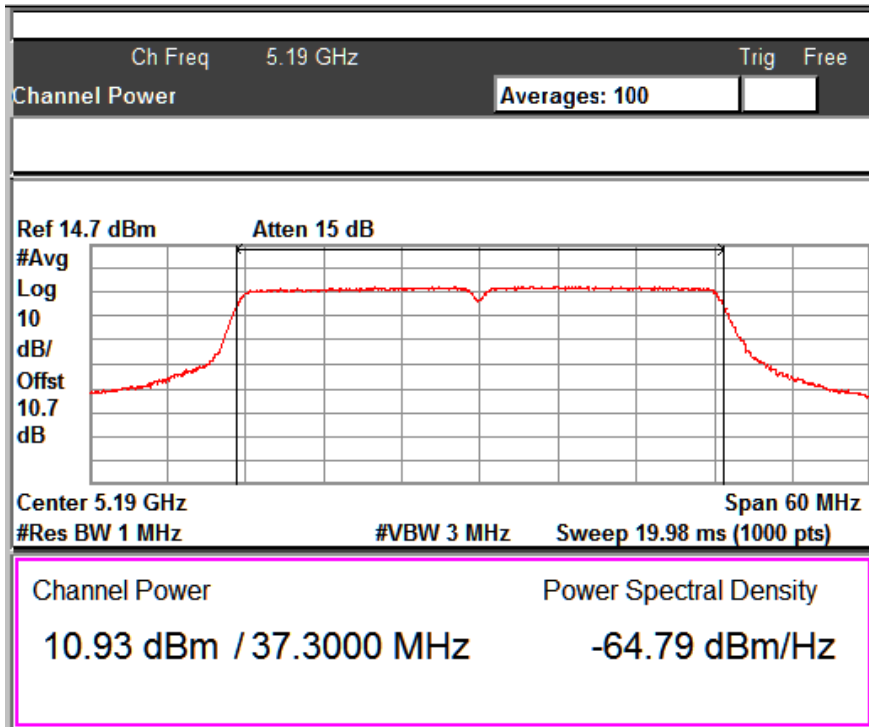
Data Rate: MCS 8

Channel Frequency: 5190MHz



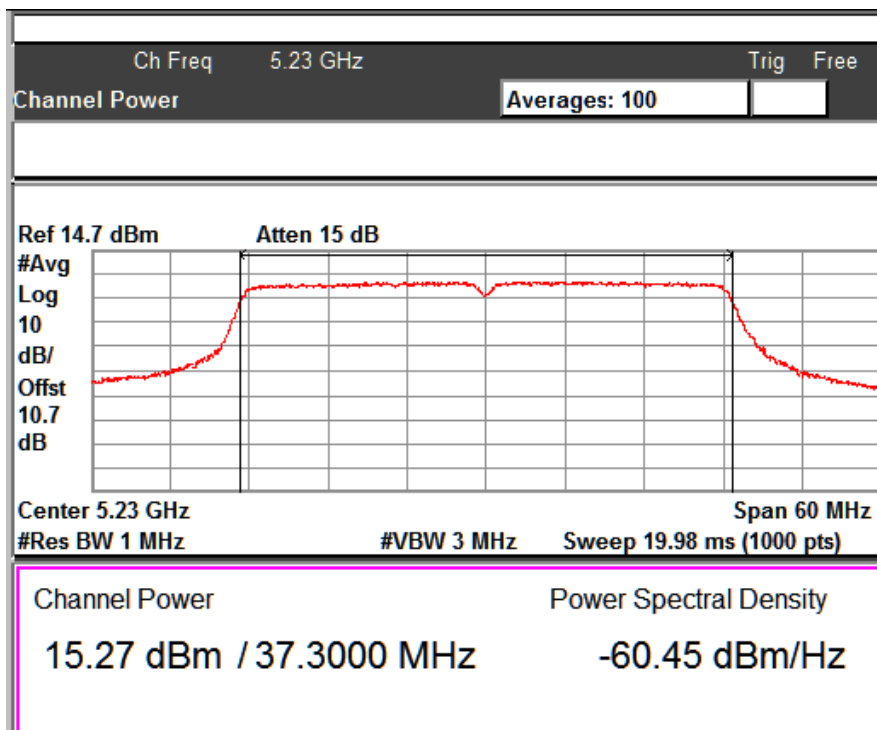
Data Rate: MCS 8

Channel Frequency: 5230MHz



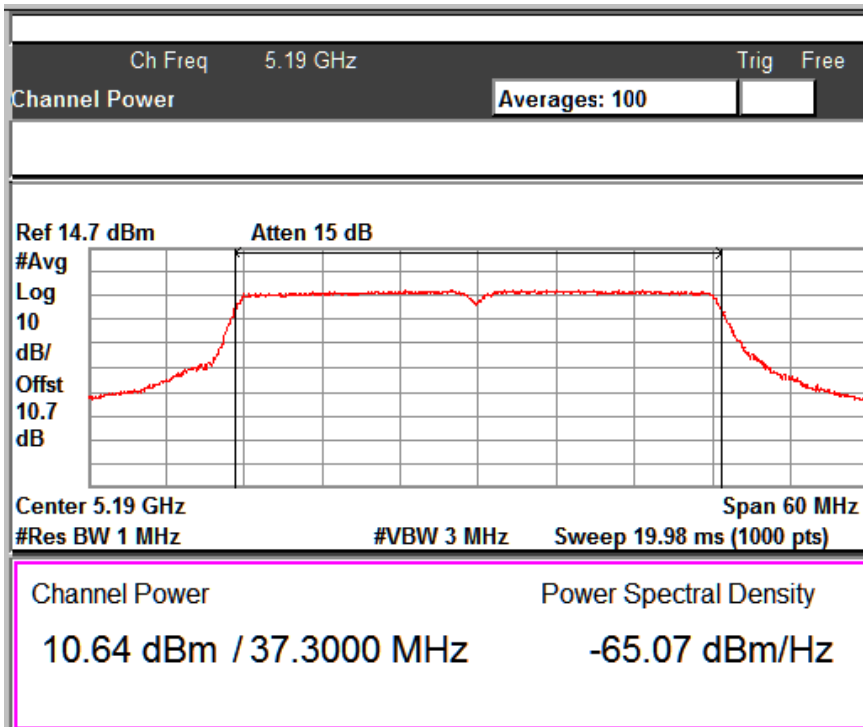
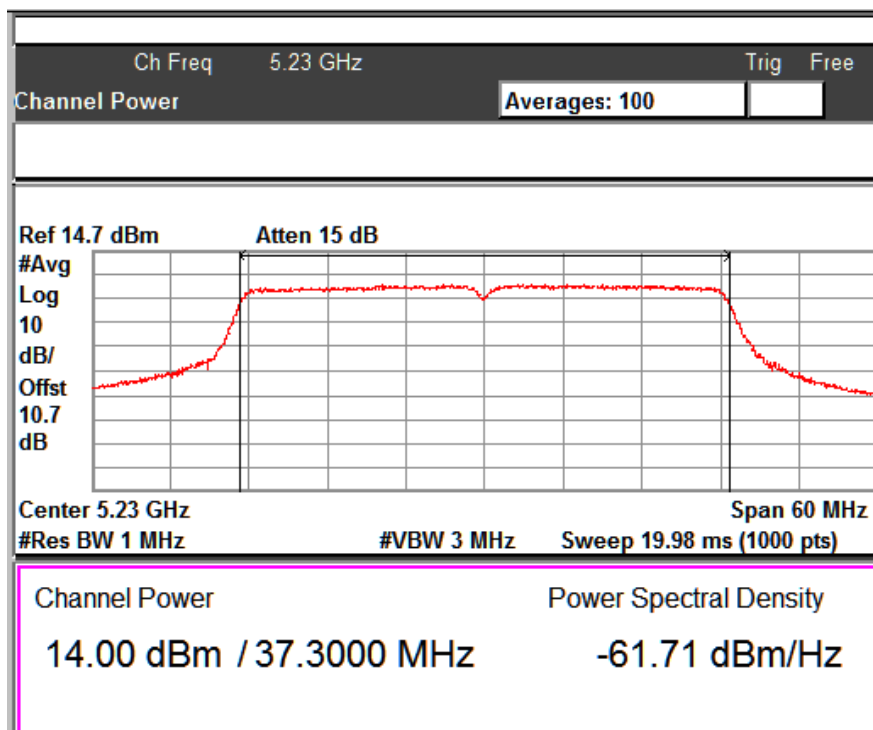
Data Rate: MCS 11

Channel Frequency: 5190MHz

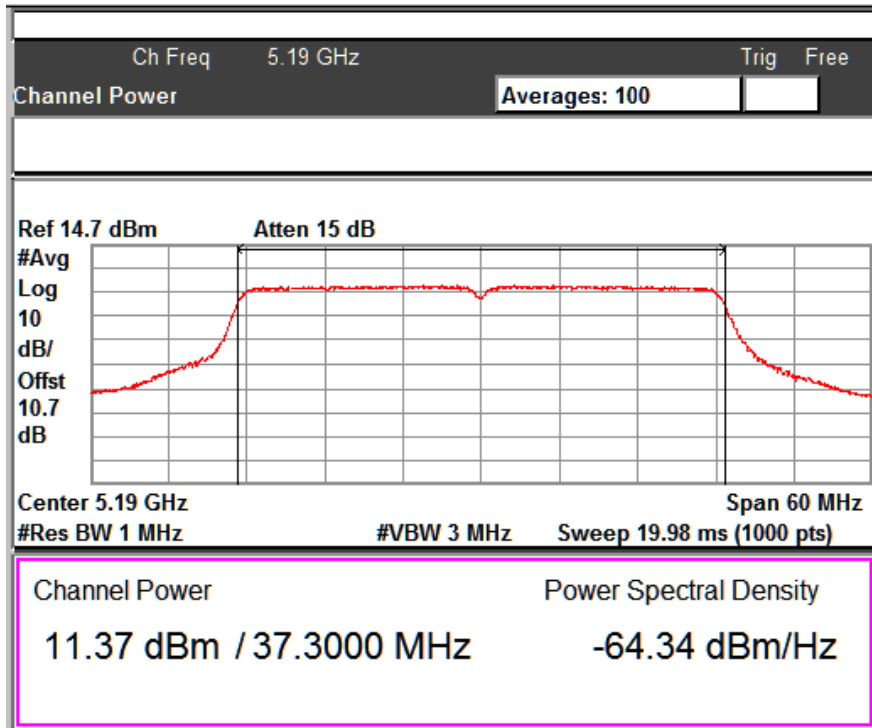


Data Rate: MCS 11

Channel Frequency: 5230MHz

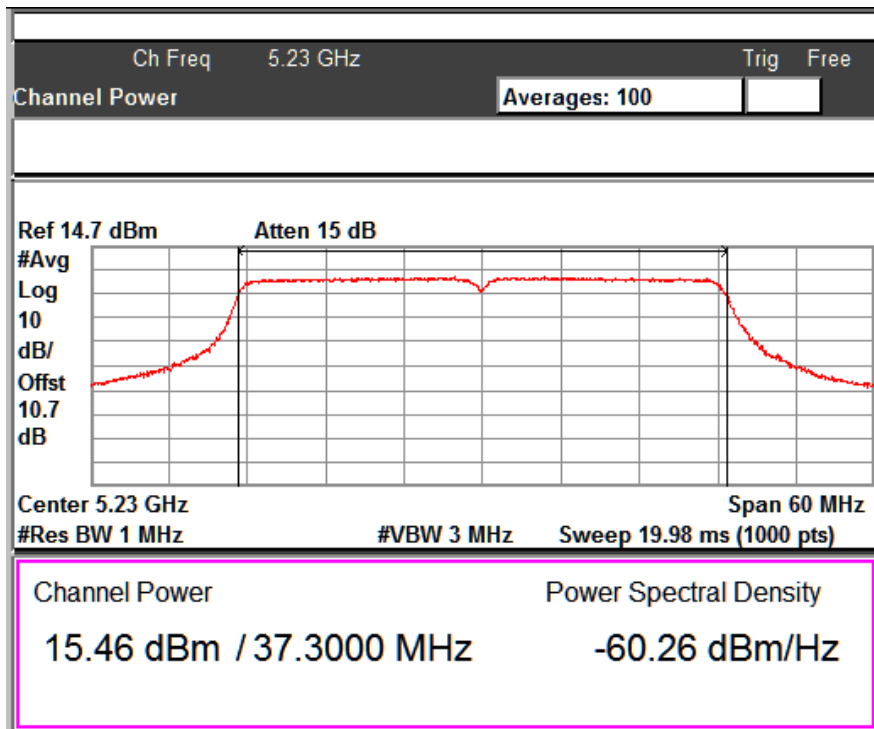

Data Rate: MCS 15
Channel Frequency: 5190MHz

Data Rate: MCS 15
Channel Frequency: 5230MHz

www.tuv.com
Chain 1



Data Rate: MCS 8

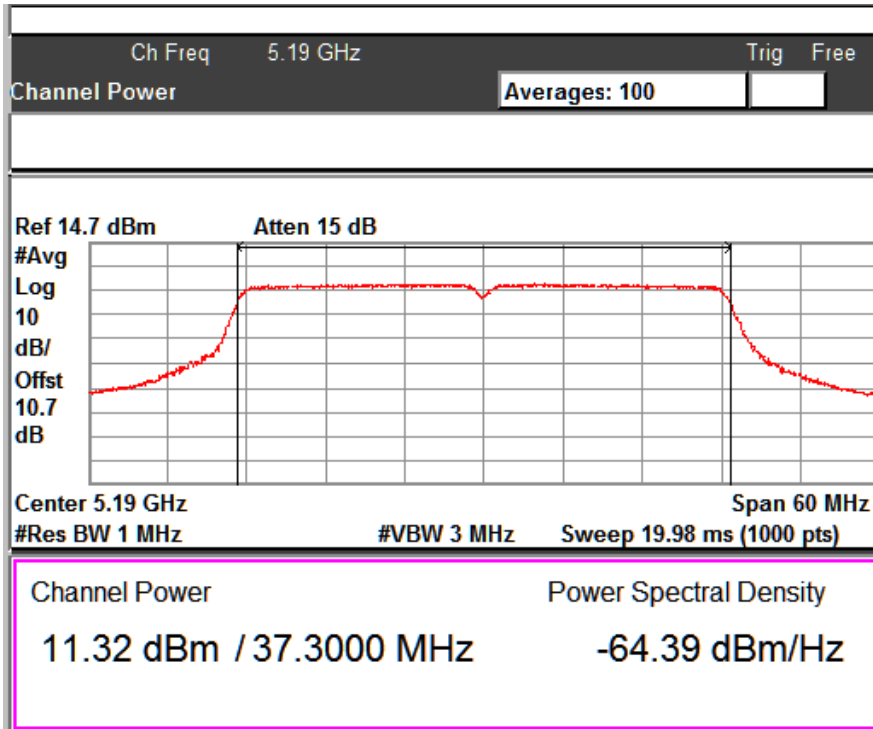
Channel Frequency: 5190MHz



Data Rate: MCS 8

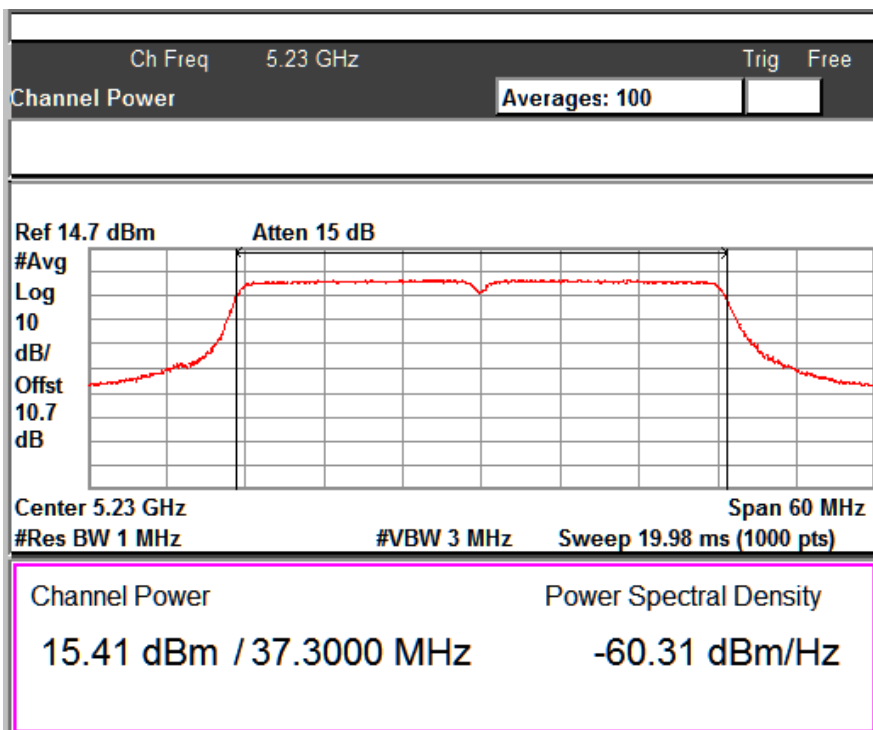
Channel Frequency: 5230MHz

www.tuv.com



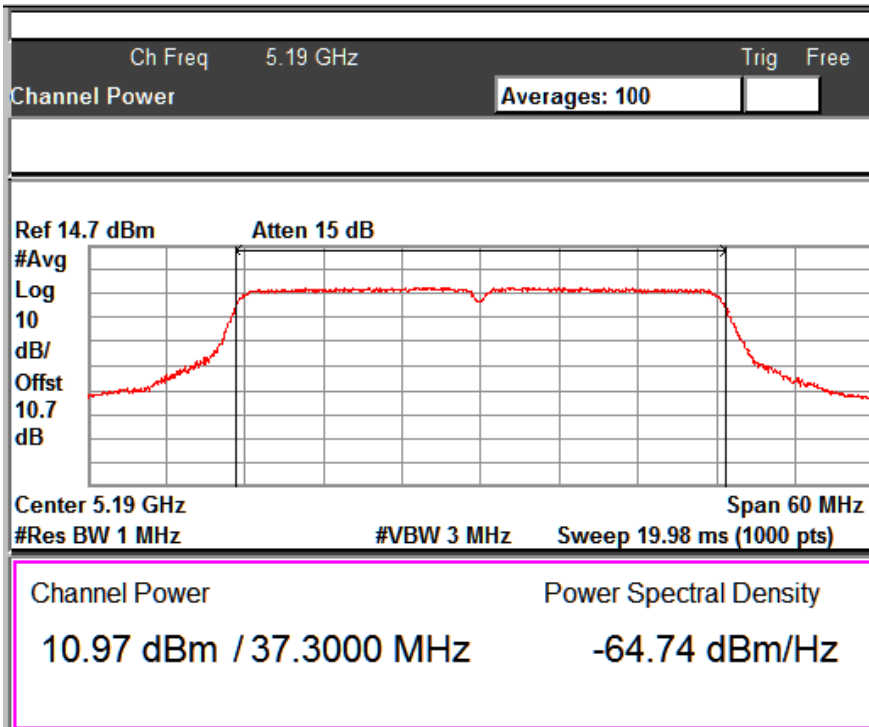
Data Rate: MCS 11

Channel Frequency: 5190MHz



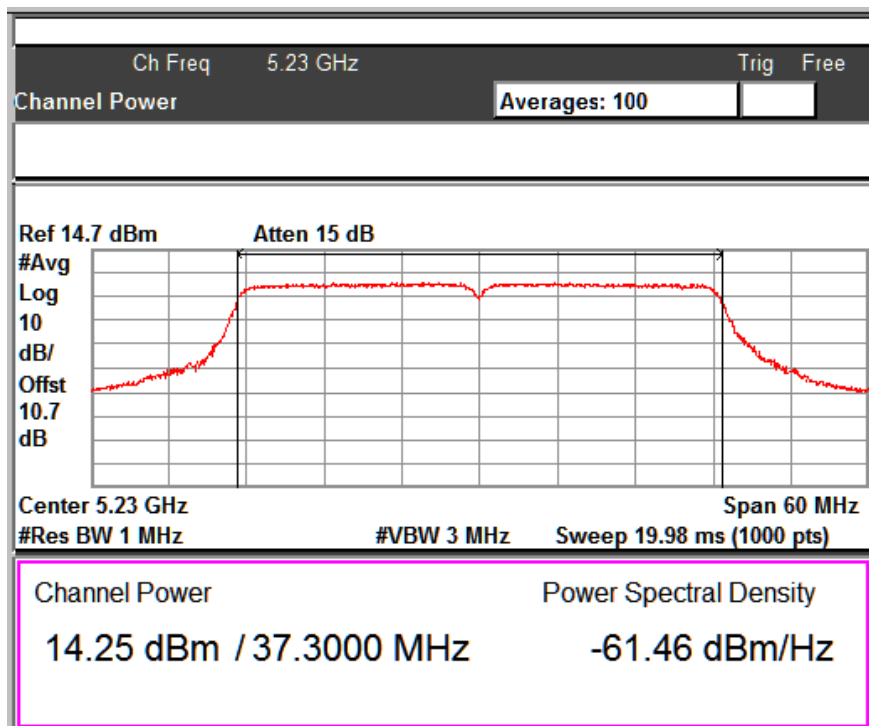
Data Rate: MCS 11

Channel Frequency: 5230MHz



Data Rate: MCS 15

Channel Frequency: 5190MHz



Data Rate: MCS 15

Channel Frequency: 5230MHz

www.tuv.com

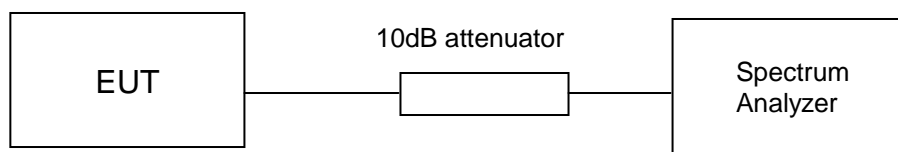
**Peak power spectral density
Result**

**Section 15.407 (a)
Pass**

Test Specification Requirement FCC Part 15 Section 15.407 (a)
the peak power spectral density shall not exceed 4 dBm in any 1-MHz band

Note: Though the rule refers to “peak power spectral density”, the intent is to measure the maximum value of the time average of the power spectral density measured during a period of continuous transmission.

Test Method:



Offset value 10.7dB is added in the final measurement value.

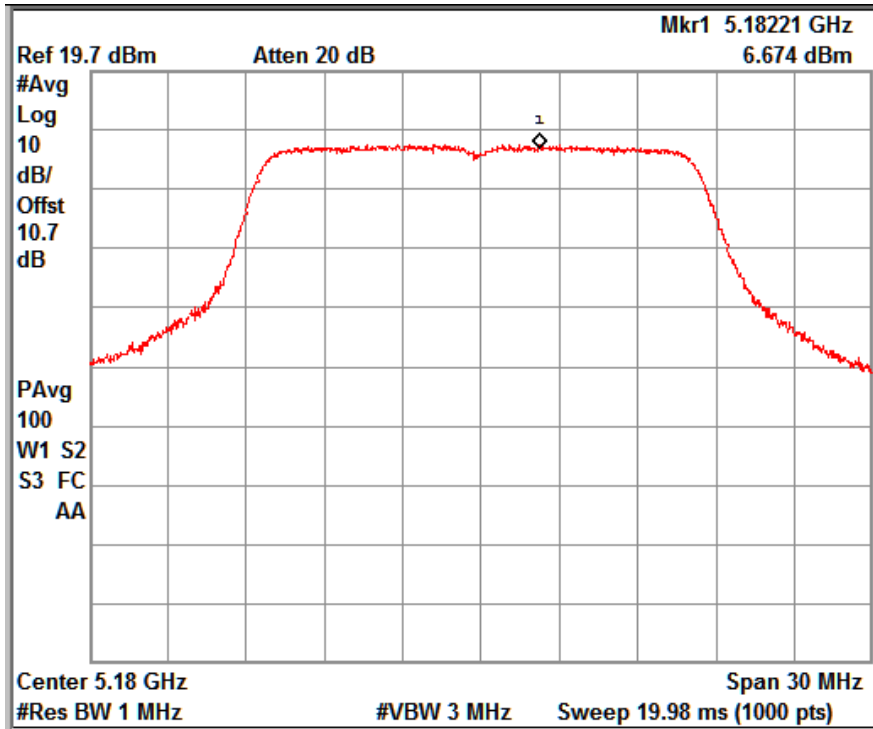
Test Result:

Modulation: 802.11a

Note: Test was performed on both the transmit chains and worst case results were from chain 1 and the respective results has been reported.

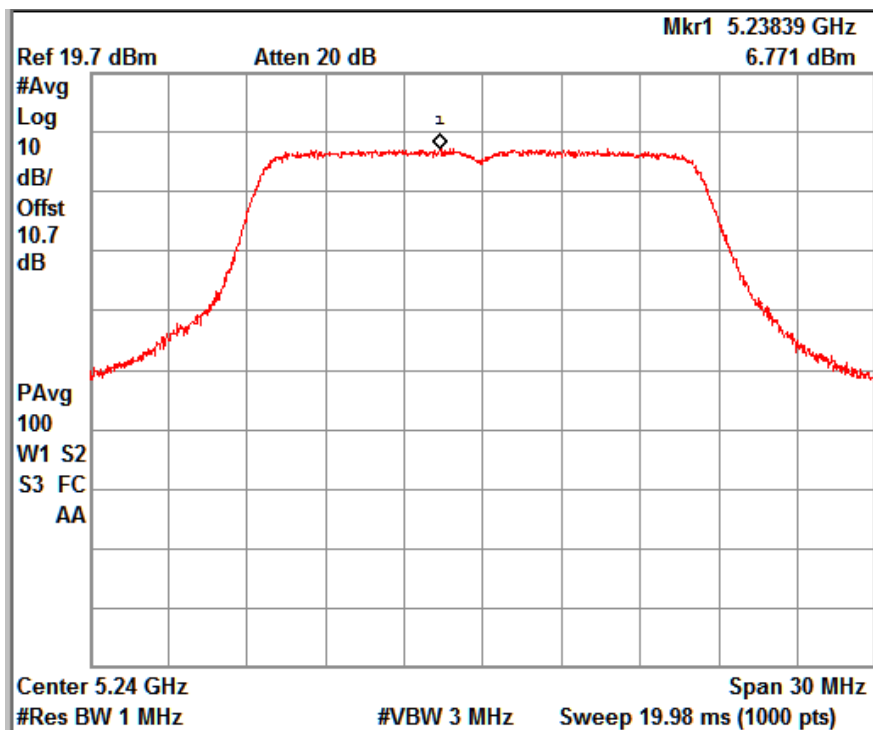
| Data Rate (Mbps) | Channel No. | Frequency (MHz) | PSD (dBm) | Limit (dBm) | Margin (dB) |
|------------------|-------------|-----------------|-----------|-------------|-------------|
| 6 | 36 | 5180 | 6.67 | 11.00 | -12.24 |
| | 48 | 5240 | 6.77 | 11.00 | -11.86 |
| 24 | 36 | 5180 | 7.17 | 11.00 | -12.07 |
| | 48 | 5240 | 6.63 | 11.00 | -12.38 |
| 54 | 36 | 5180 | 5.53 | 11.00 | -12.19 |
| | 48 | 5240 | 4.29 | 11.00 | -12.16 |

www.tuv.com



Data Rate: 6Mbps

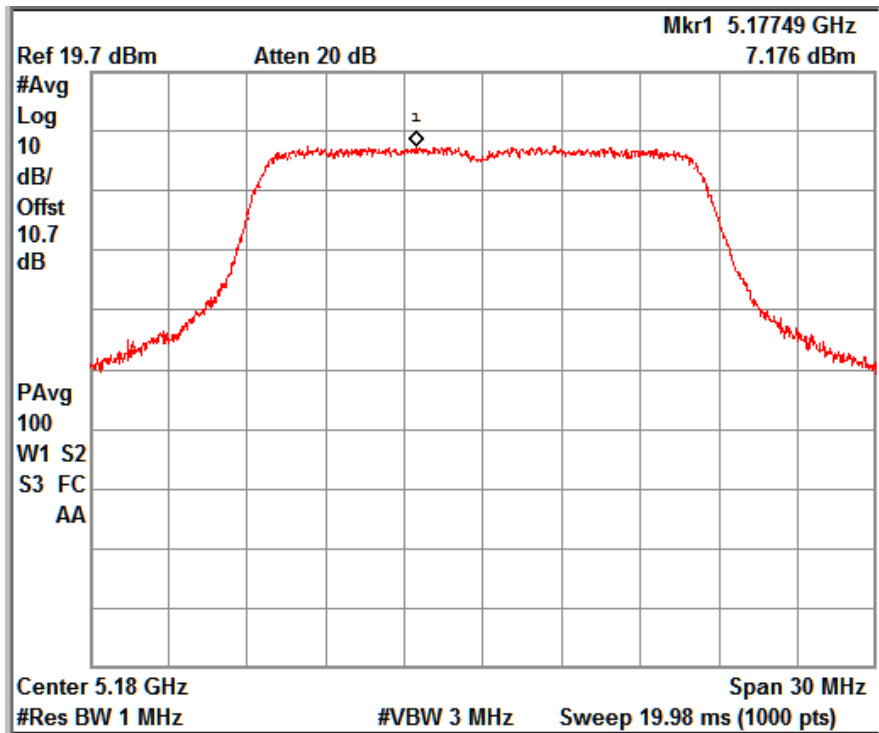
Channel Frequency: 5180MHz



Data Rate: 6Mbps

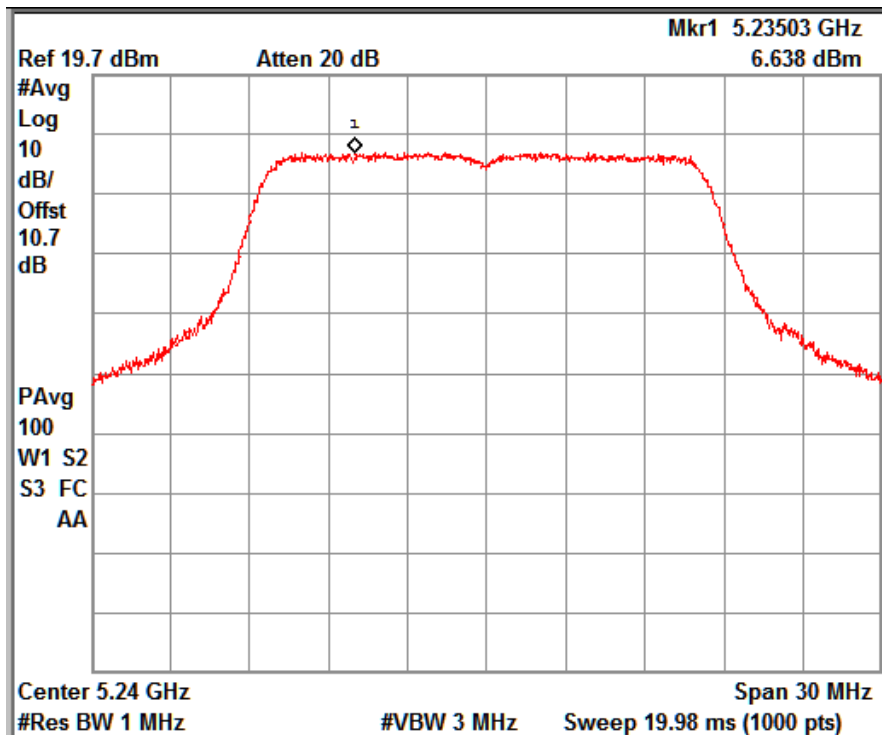
Channel Frequency: 5240MHz

www.tuv.com



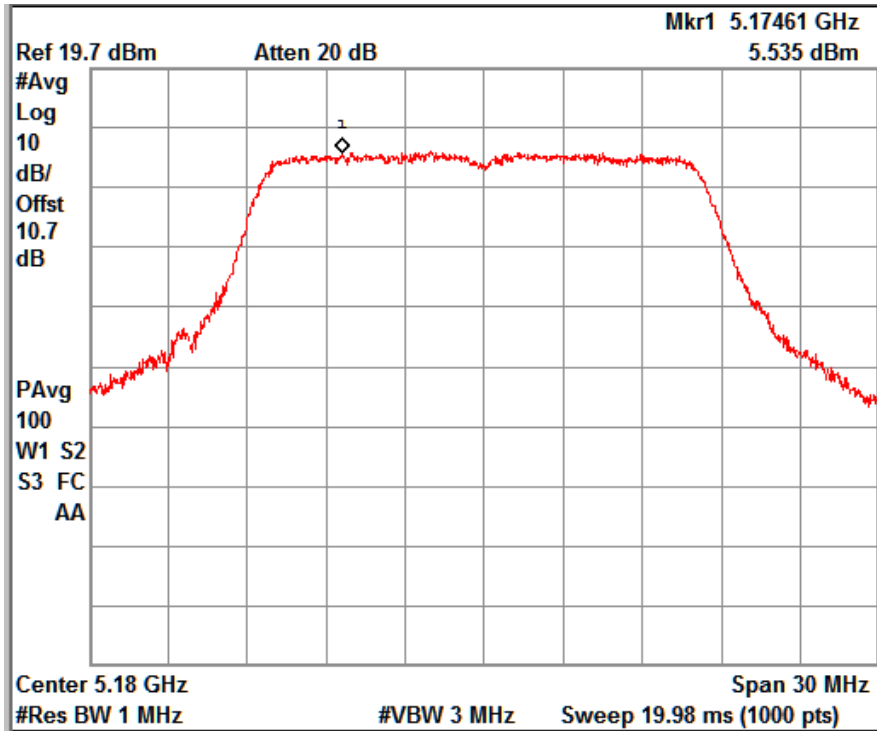
Data Rate: 24Mbps

Channel Frequency: 5180MHz



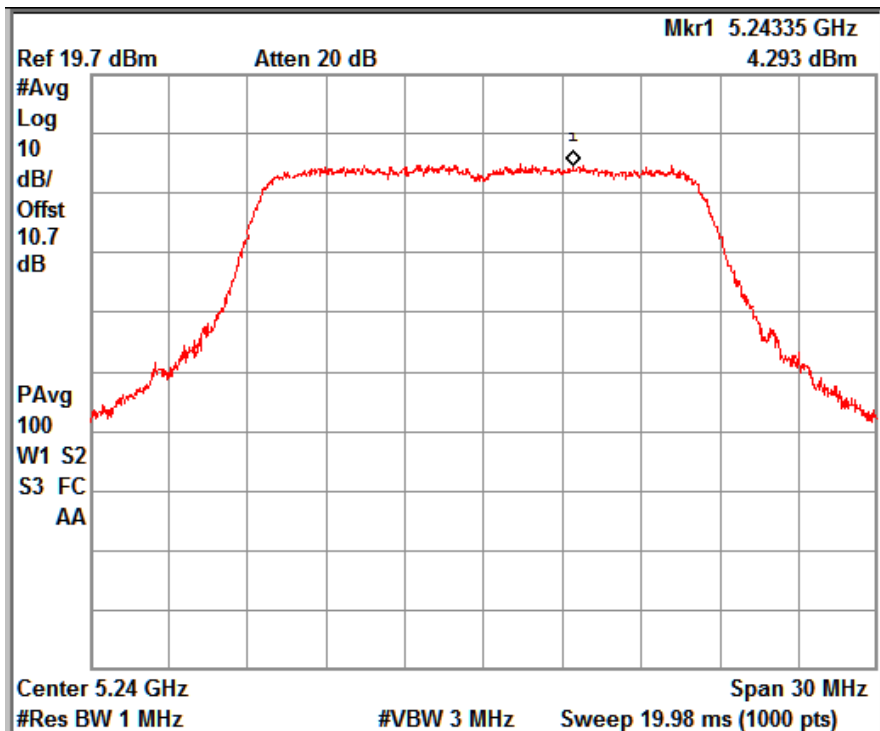
Data Rate: 24Mbps

Channel Frequency: 5240MHz



Data Rate: 54Mbps

Channel Frequency: 5180MHz



Data Rate: 54Mbps

Channel Frequency: 5240MHz

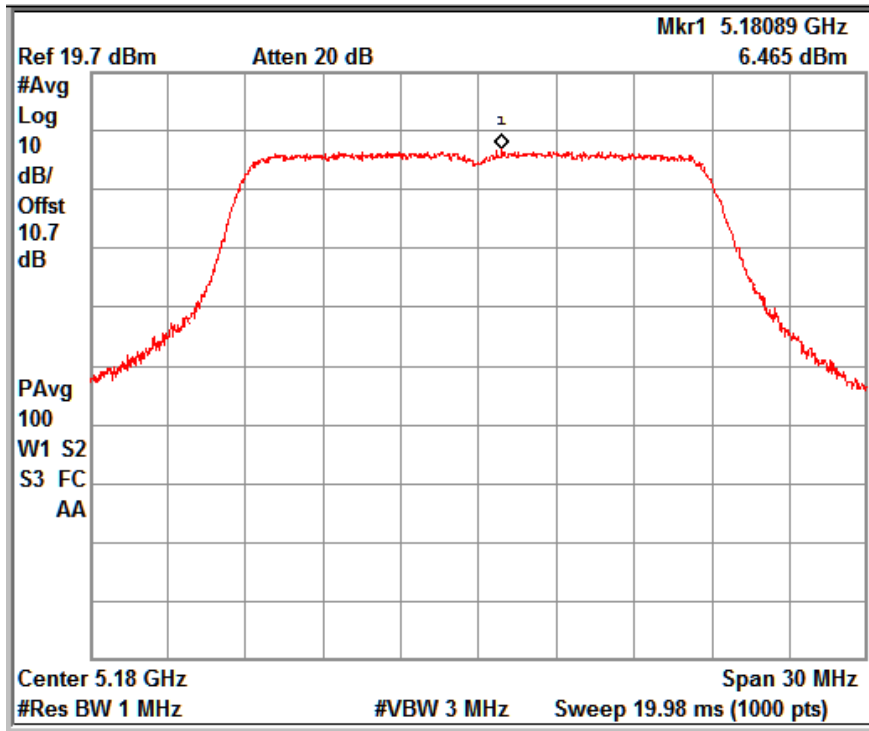
www.tuv.com

Modulation: 802.11ac vht 20

Note: Test was performed on both the transmit chains and worst case results were from chain 1 and the respective results has been reported.

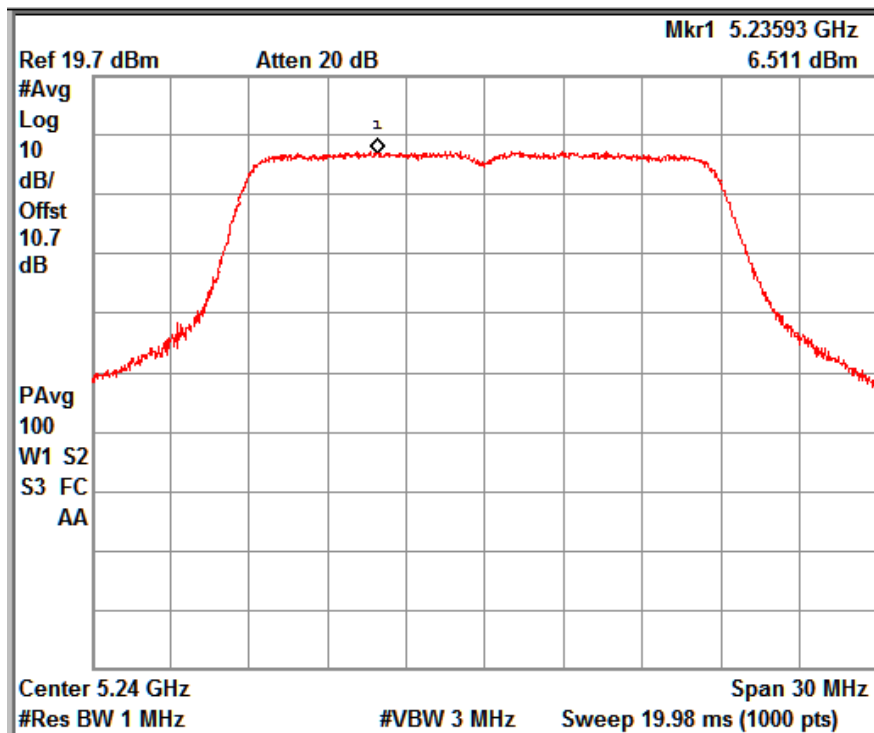
| Data Rate (Mbps) | Channel No. | Frequency (MHz) | PSD (dBm) | Limit (dBm) | Margin (dB) |
|------------------|-------------|-----------------|-----------|-------------|-------------|
| MCS 0 | 36 | 5180 | 6.46 | 11 | -4.54 |
| | 48 | 5240 | 6.51 | 11 | -4.49 |
| MCS 4 | 36 | 5180 | 5.91 | 11 | -5.09 |
| | 48 | 5240 | 6.82 | 11 | -4.18 |
| MCS 7 | 36 | 5180 | 5.20 | 11 | -5.8 |
| | 48 | 5240 | 4.77 | 11 | -6.23 |

www.tuv.com



Data Rate: MCS 0

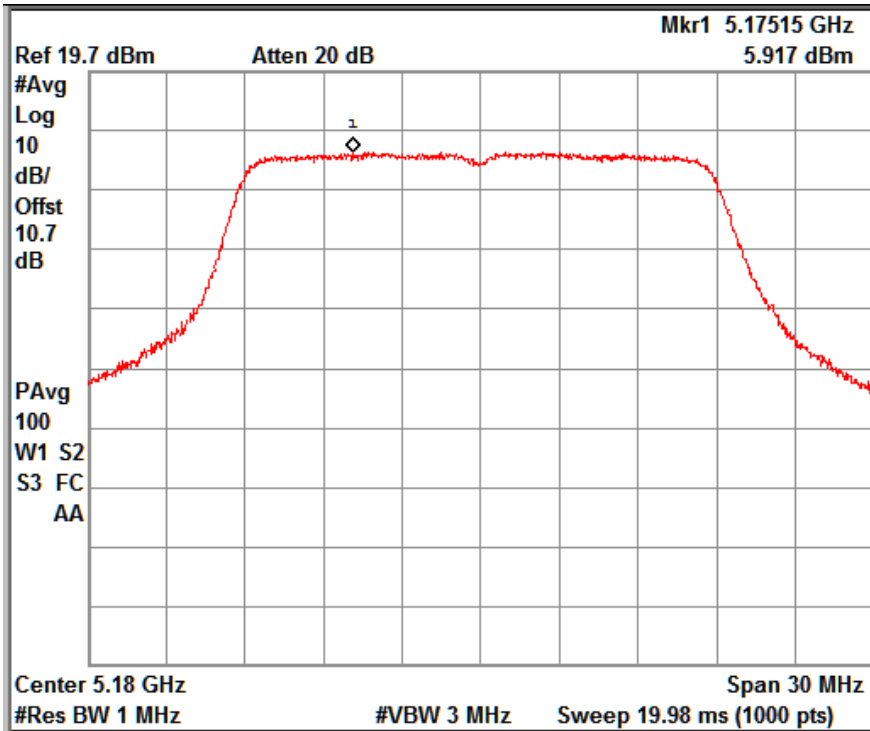
Channel Frequency: 5180MHz



Data Rate: MCS 0

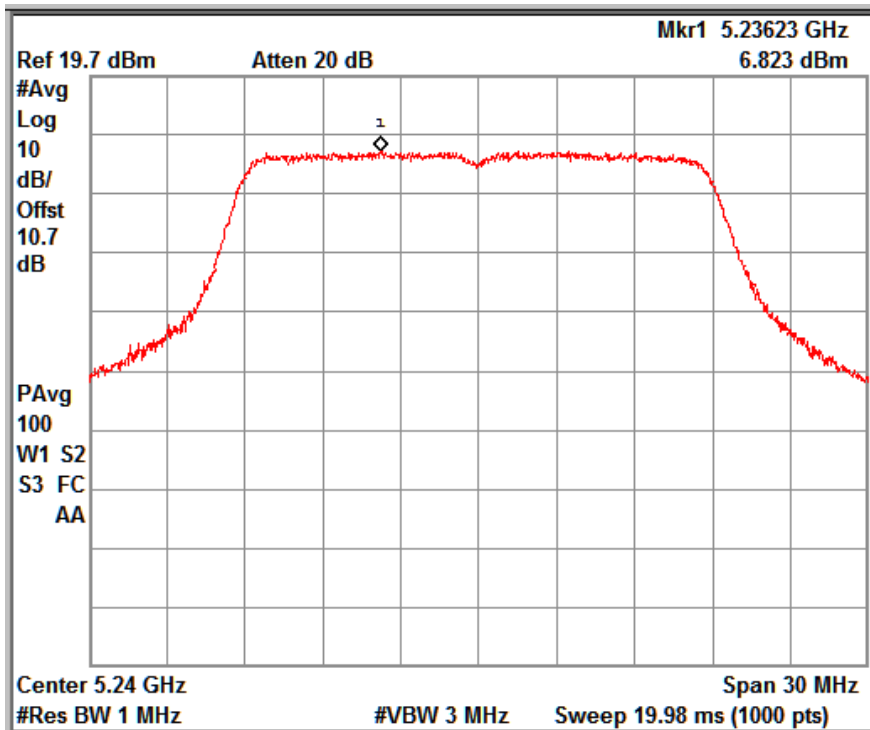
Channel Frequency: 5240MHz

www.tuv.com



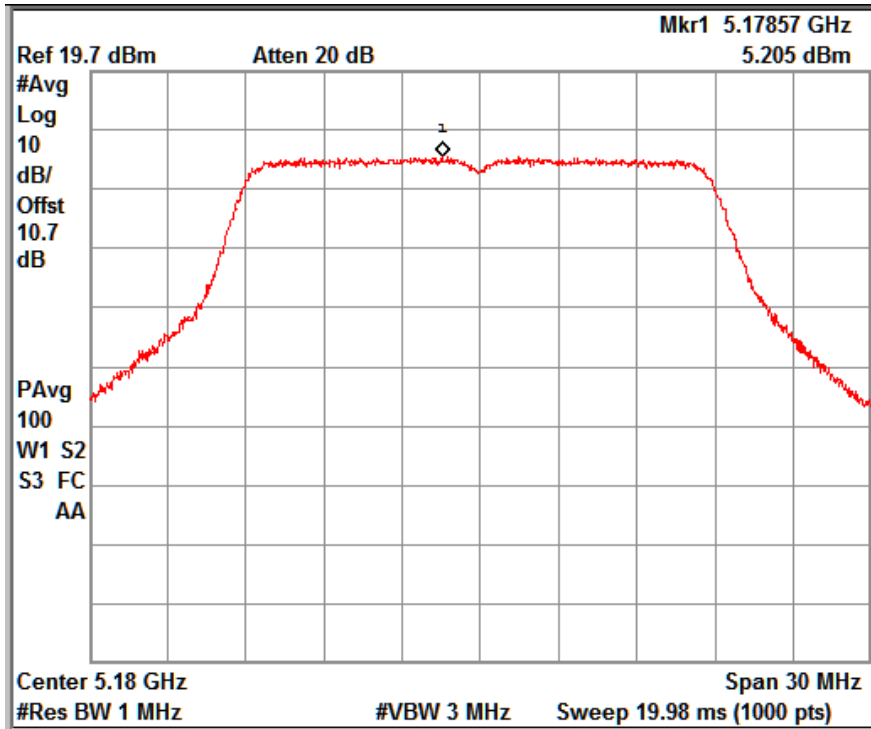
Data Rate: MCS 4

Channel Frequency: 5180MHz



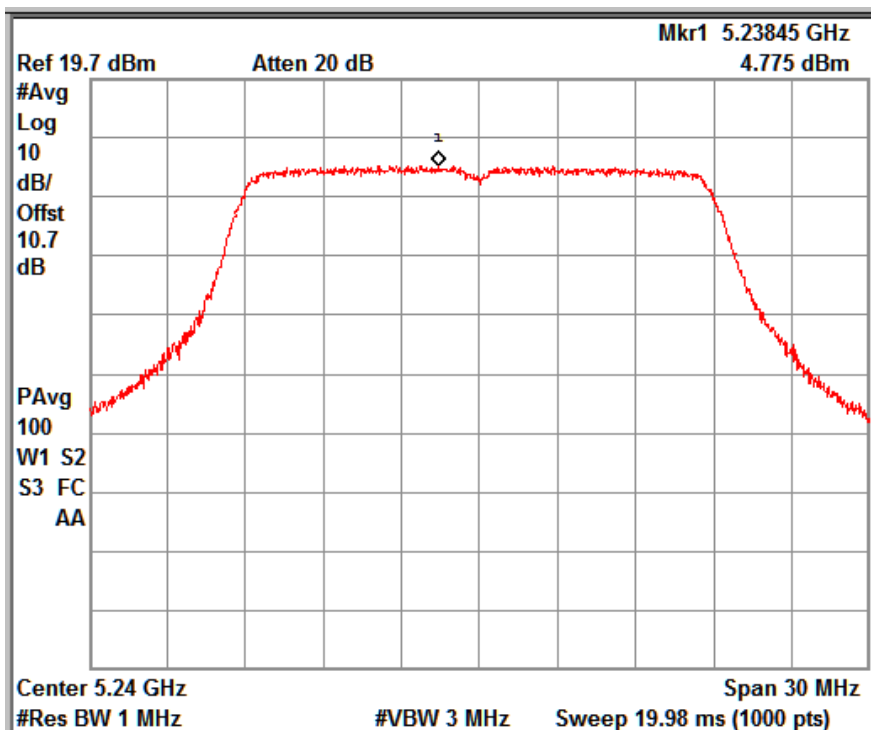
Data Rate: MCS 4

Channel Frequency: 5240MHz



Data Rate: MCS 7

Channel Frequency: 5180MHz



Data Rate: MCS 7

Channel Frequency: 5240MHz

www.tuv.com

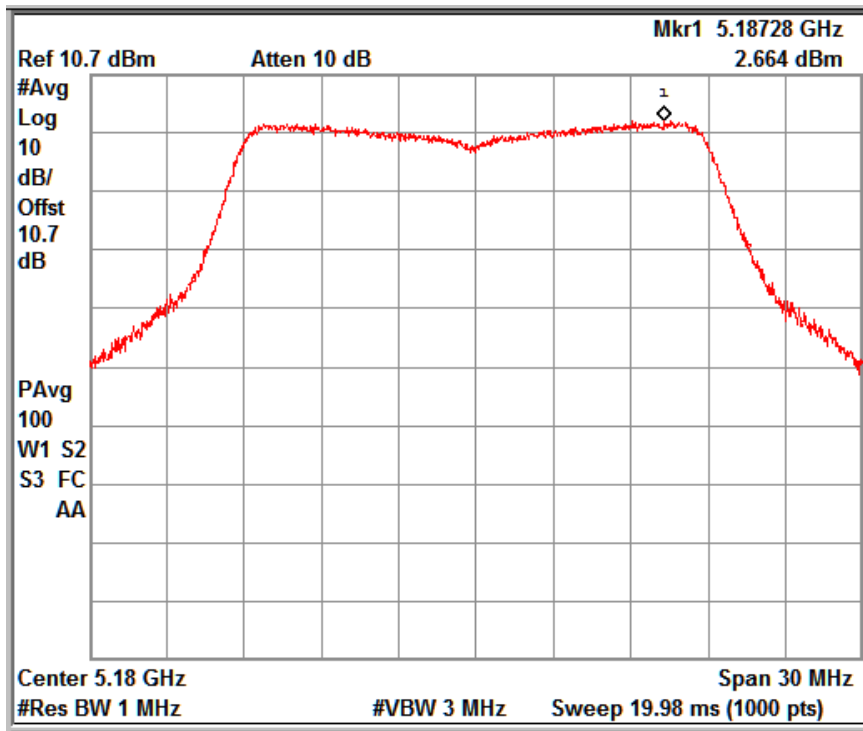
Modulation: 802.11ac vht 20 MIMO_ch0

| Data Rate (Mbps) | Channel No. | Frequency (MHz) | CH 0 PSD (dBm) | Add $10\log(N_{Ant})$ | Final PSD (dBm) | Limit (dBm) | Margin (dB) |
|------------------|-------------|-----------------|----------------|-----------------------|-----------------|-------------|-------------|
| MCS 8 | 36 | 5180 | 2.66 | 3.01 | 5.67 | 11 | -5.33 |
| | 48 | 5240 | 3.69 | 3.01 | 6.7 | 11 | -4.3 |
| MCS 11 | 36 | 5180 | 2.23 | 3.01 | 5.24 | 11 | -5.76 |
| | 48 | 5240 | 3.21 | 3.01 | 6.22 | 11 | -4.78 |
| MCS 15 | 36 | 5180 | 1.07 | 3.01 | 4.08 | 11 | -6.92 |
| | 48 | 5240 | 2.34 | 3.01 | 5.35 | 11 | -5.65 |

Modulation: 802.11ac vht 20 MIMO_ch1

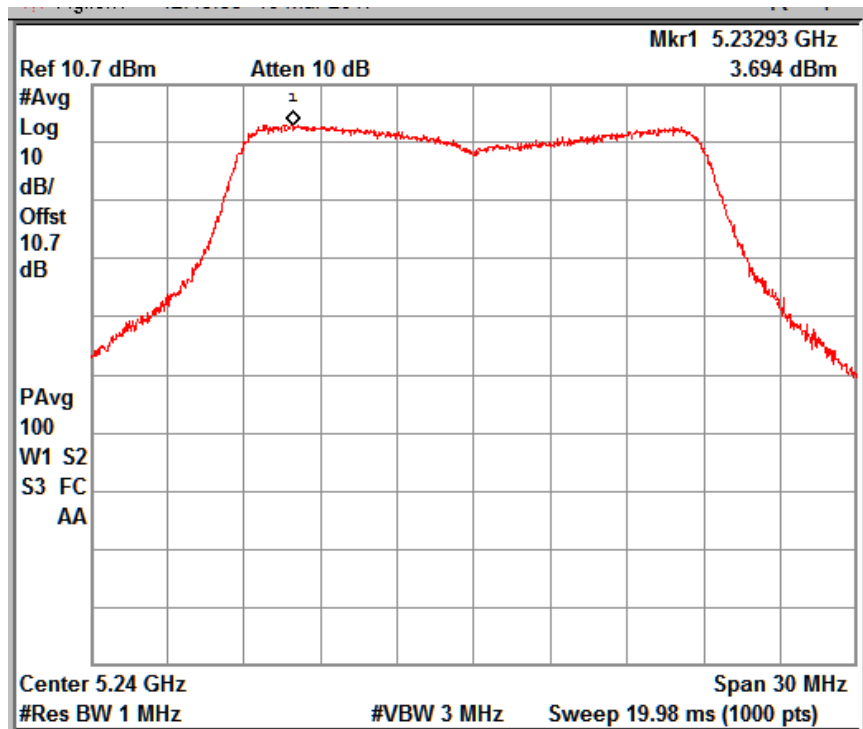
| Data Rate (Mbps) | Channel No. | Frequency (MHz) | CH 1 PSD (dBm) | Add $10\log(N_{Ant})$ | Final PSD (dBm) | Limit (dBm) | Margin (dB) |
|------------------|-------------|-----------------|----------------|-----------------------|-----------------|-------------|-------------|
| MCS 8 | 36 | 5180 | 1.98 | 3.01 | 4.99 | 11 | -6.01 |
| | 48 | 5240 | 3.64 | 3.01 | 6.65 | 11 | -4.35 |
| MCS 11 | 36 | 5180 | 2.84 | 3.01 | 5.85 | 11 | -5.15 |
| | 48 | 5240 | 3.57 | 3.01 | 6.58 | 11 | -4.42 |
| MCS 15 | 36 | 5180 | 1.79 | 3.01 | 4.8 | 11 | -6.2 |
| | 48 | 5240 | 2.29 | 3.01 | 5.3 | 11 | -5.7 |

www.tuv.com
Chain 0



Data Rate: MCS 8

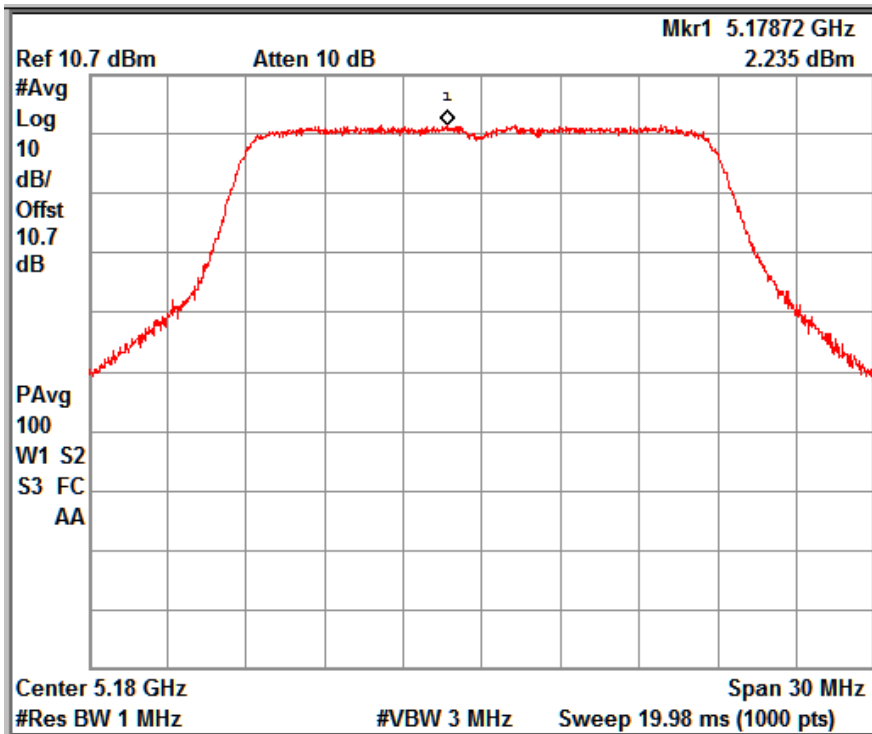
Channel Frequency: 5180MHz



Data Rate: MCS 8

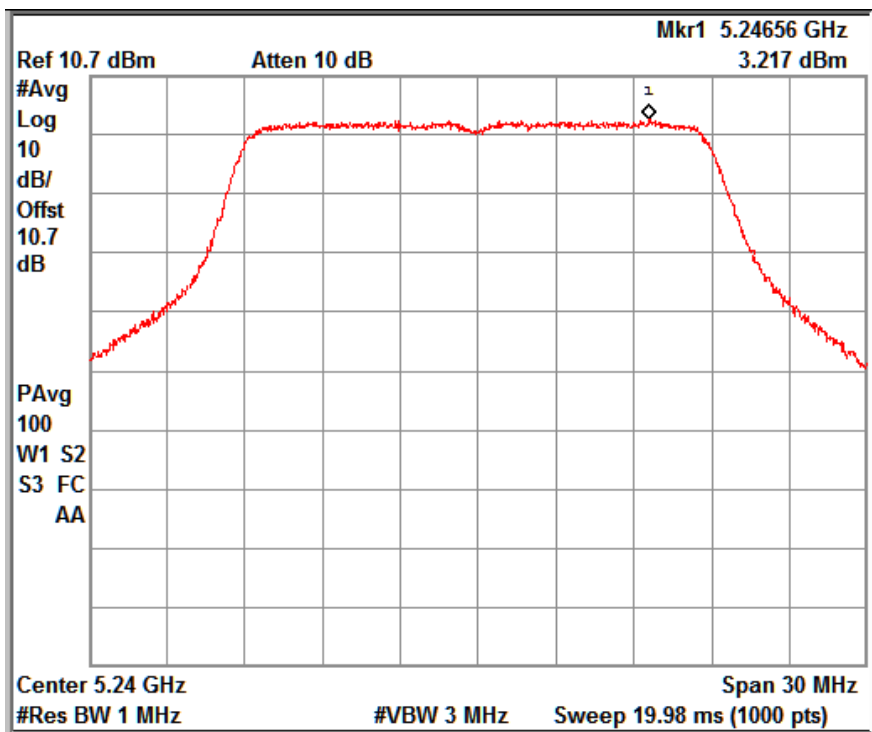
Channel Frequency: 5240MHz

www.tuv.com



Data Rate: MCS 11

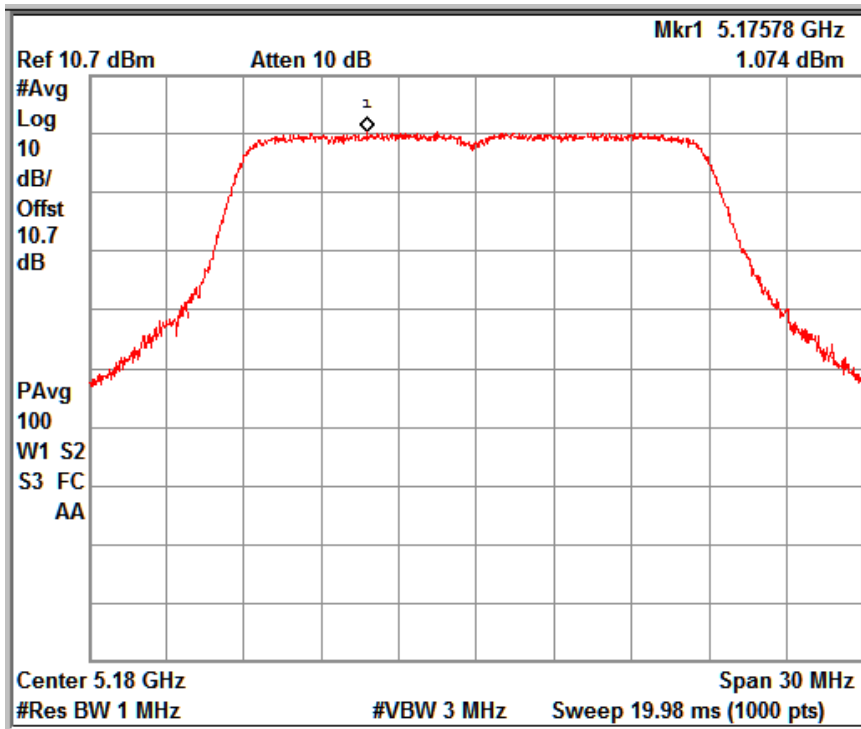
Channel Frequency: 5180MHz



Data Rate: MCS 11

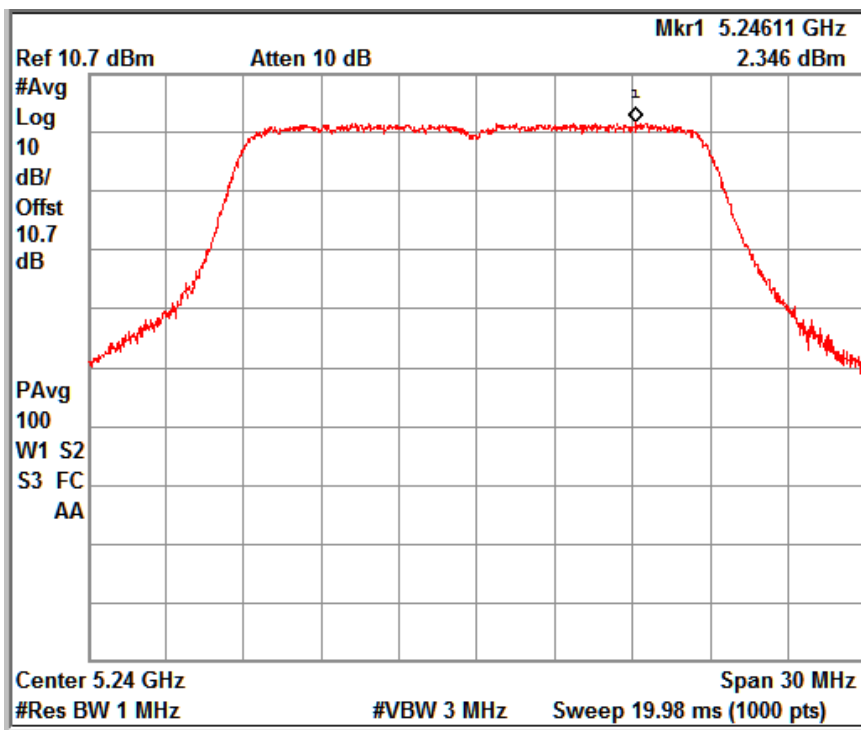
Channel Frequency: 5240MHz

www.tuv.com



Data Rate: MCS 15

Channel Frequency: 5180MHz

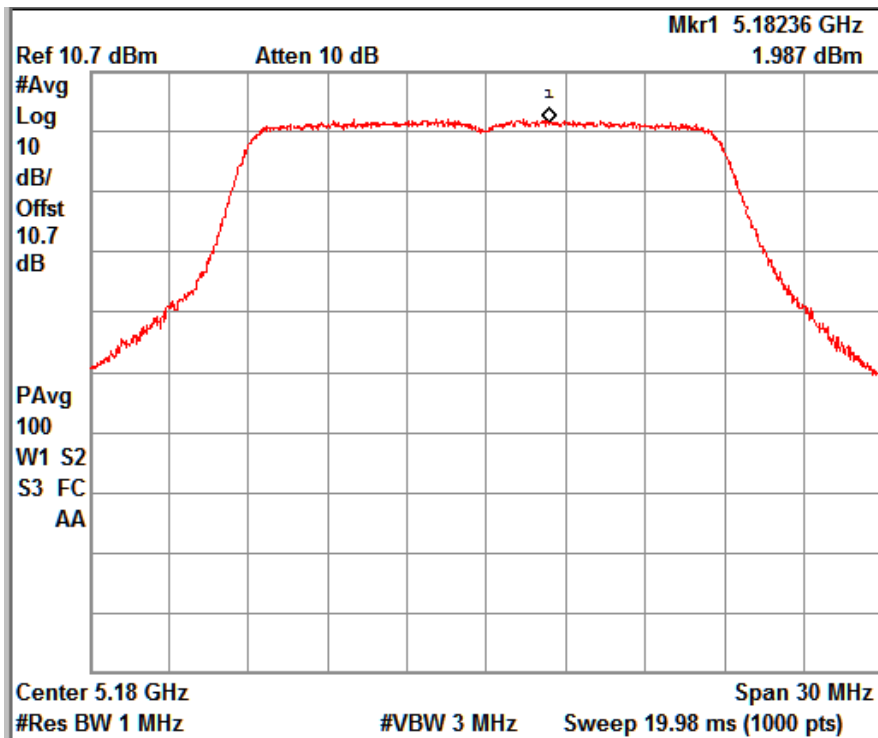


Data Rate: MCS 15

Channel Frequency: 5240MHz

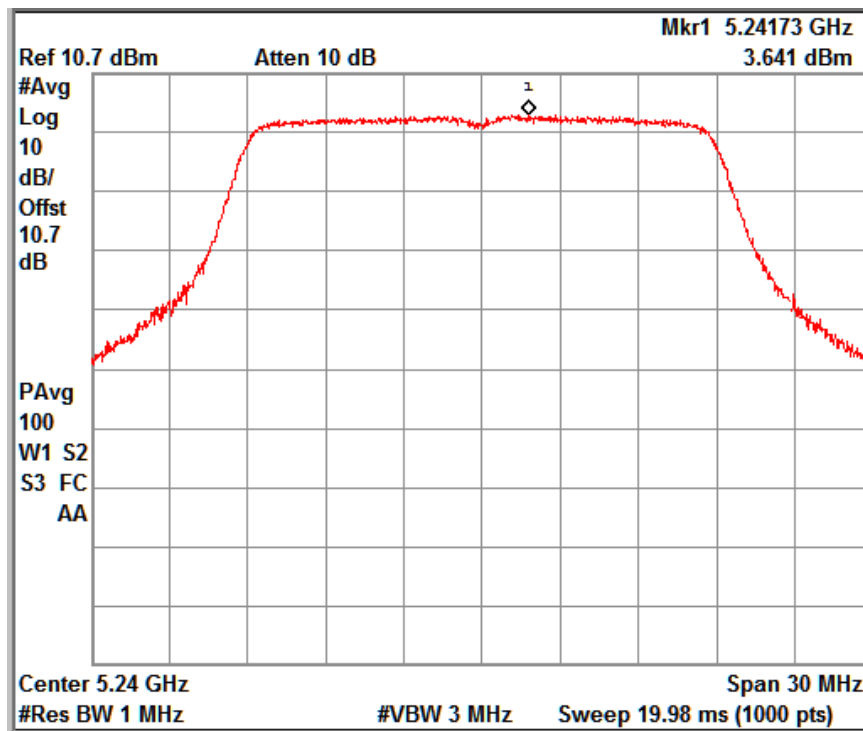
www.tuv.com

Chain 1



Data Rate: MCS 8

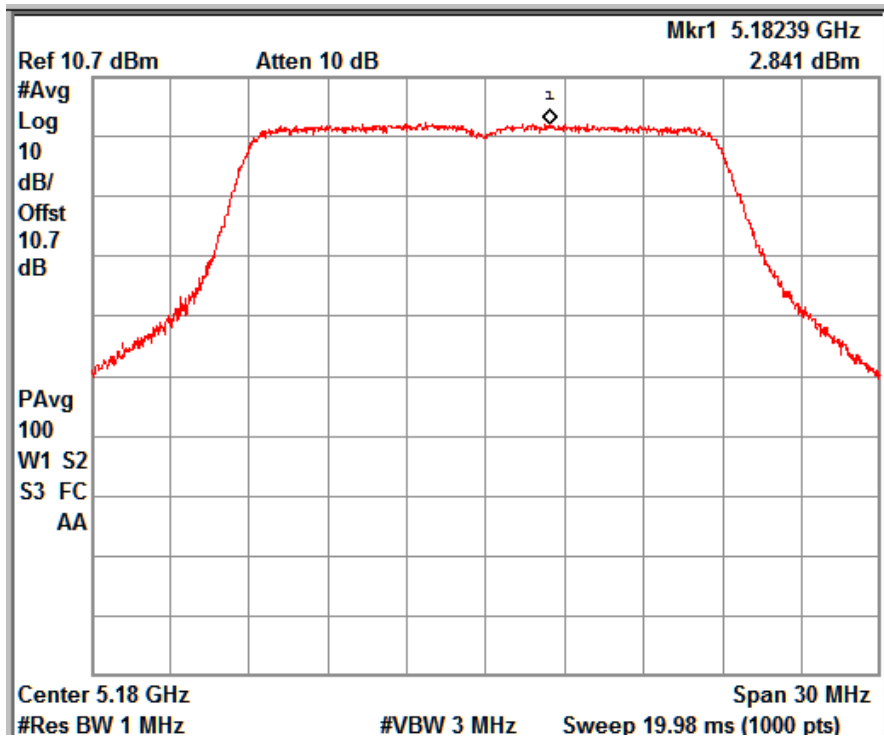
Channel Frequency: 5180MHz



Data Rate: MCS 8

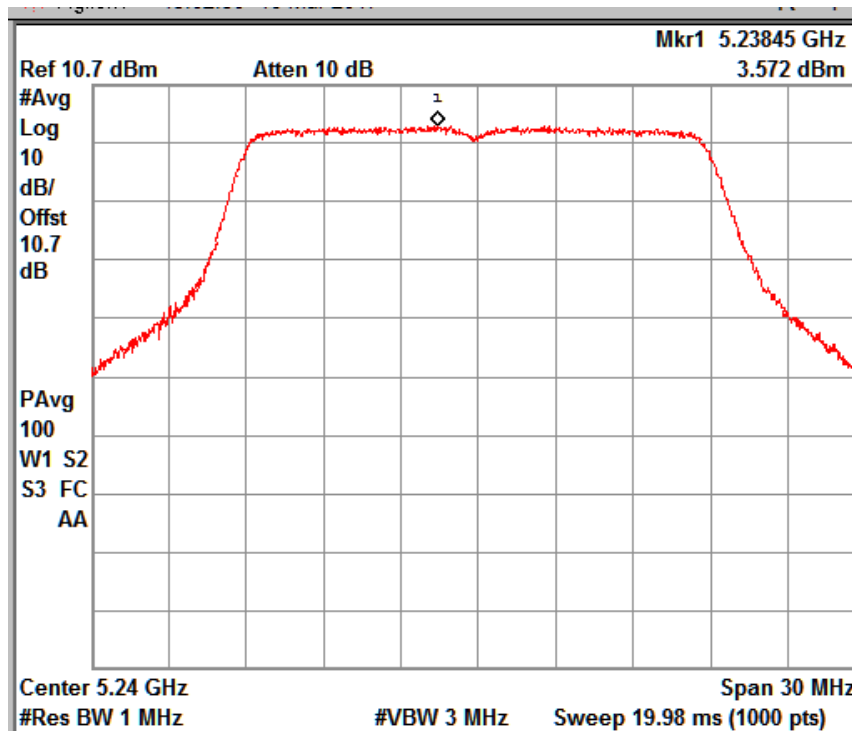
Channel Frequency: 5240MHz

www.tuv.com



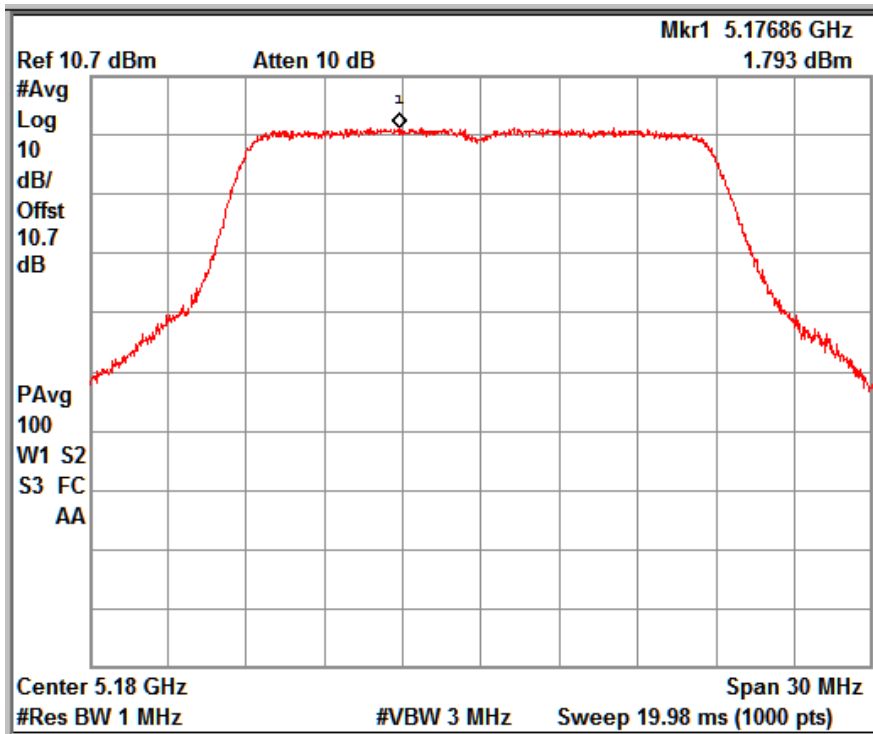
Data Rate: MCS 11

Channel Frequency: 5180MHz



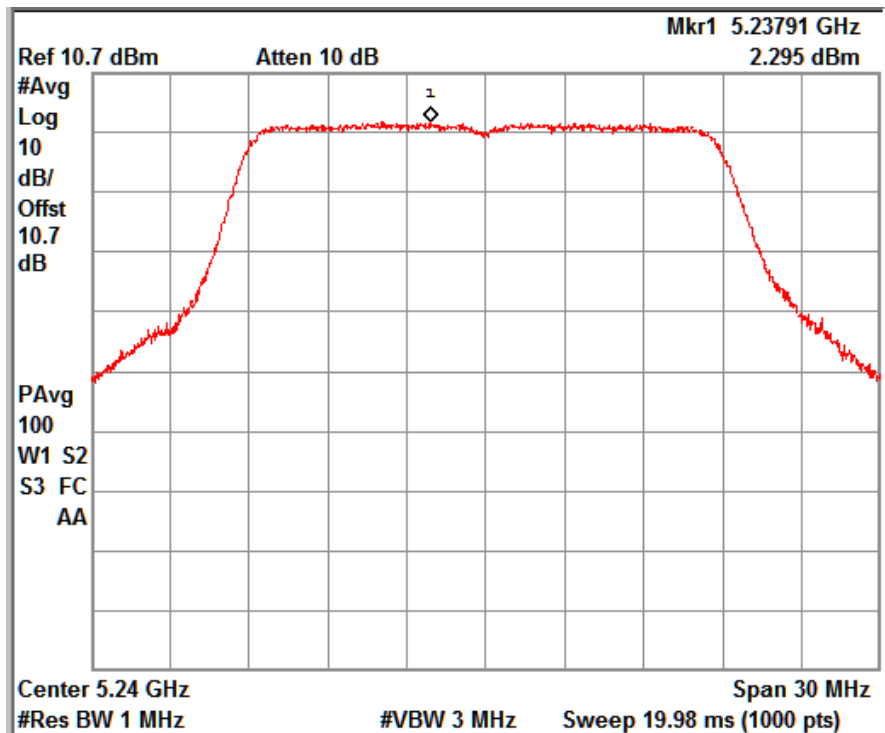
Data Rate: MCS 11

Channel Frequency: 5240MHz



Data Rate: MCS 15

Channel Frequency: 5180MHz



Data Rate: MCS 15

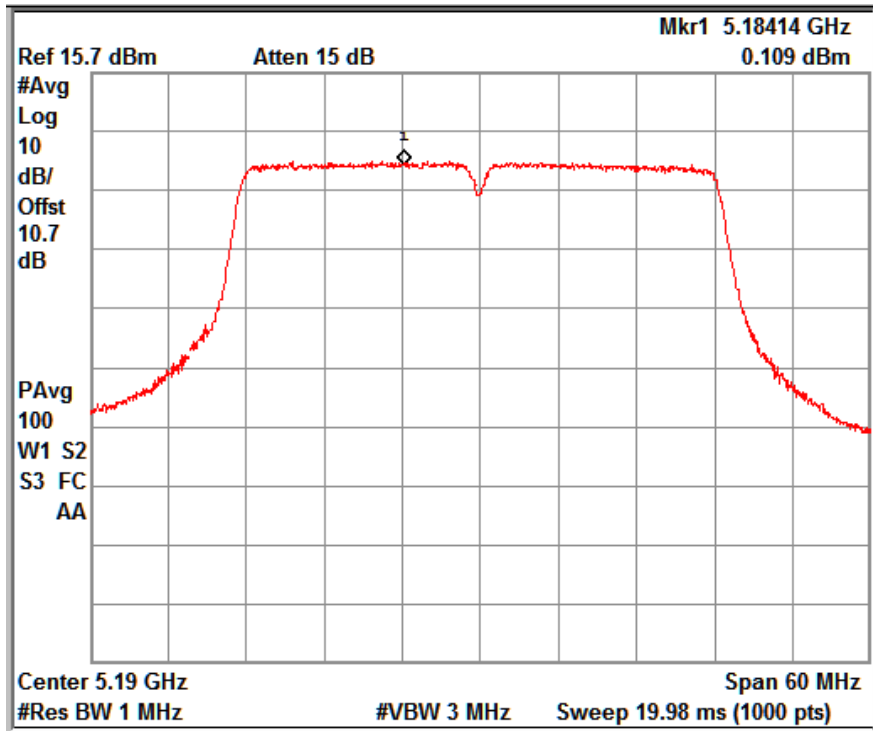
Channel Frequency: 5240MHz

www.tuv.com

Modulation: 802.11ac vht 40

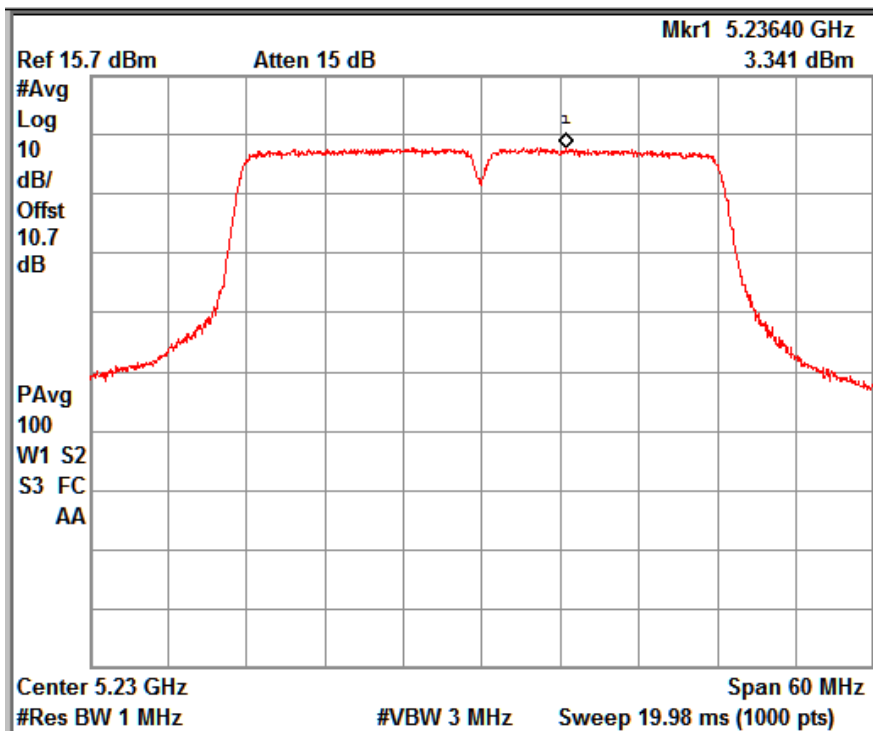
Note: Test was performed on both the transmit chains and worst case results were from chain 1 and the respective results has been reported.

| Data Rate (Mbps) | Channel No. | Frequency (MHz) | PSD (dBm) | Limit (dBm) | Margin (dB) |
|------------------|-------------|-----------------|-----------|-------------|-------------|
| MCS 0 | 38 | 5190 | 0.10 | 11.00 | -10.9 |
| | 46 | 5230 | 3.34 | 11.00 | -7.66 |
| MCS 4 | 38 | 5190 | 0.36 | 11.00 | -10.64 |
| | 46 | 5230 | 3.59 | 11.00 | -7.41 |
| MCS 7 | 38 | 5190 | -0.09 | 11.00 | -11.09 |
| | 46 | 5230 | 2.22 | 11.00 | -8.78 |



Data Rate: MCS 0

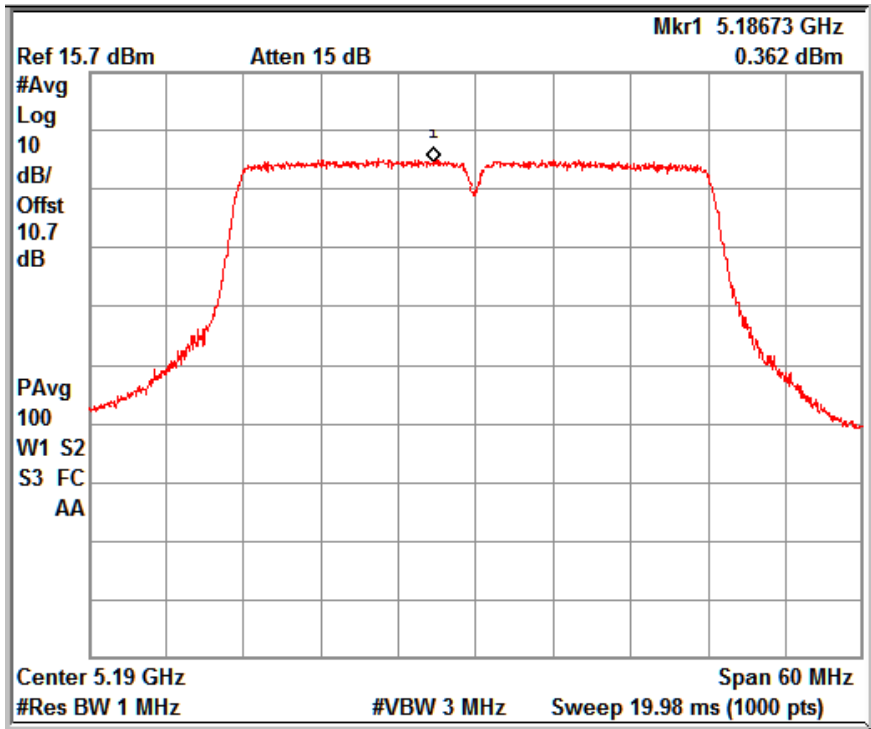
Channel Frequency: 5190MHz



Data Rate: MCS 0

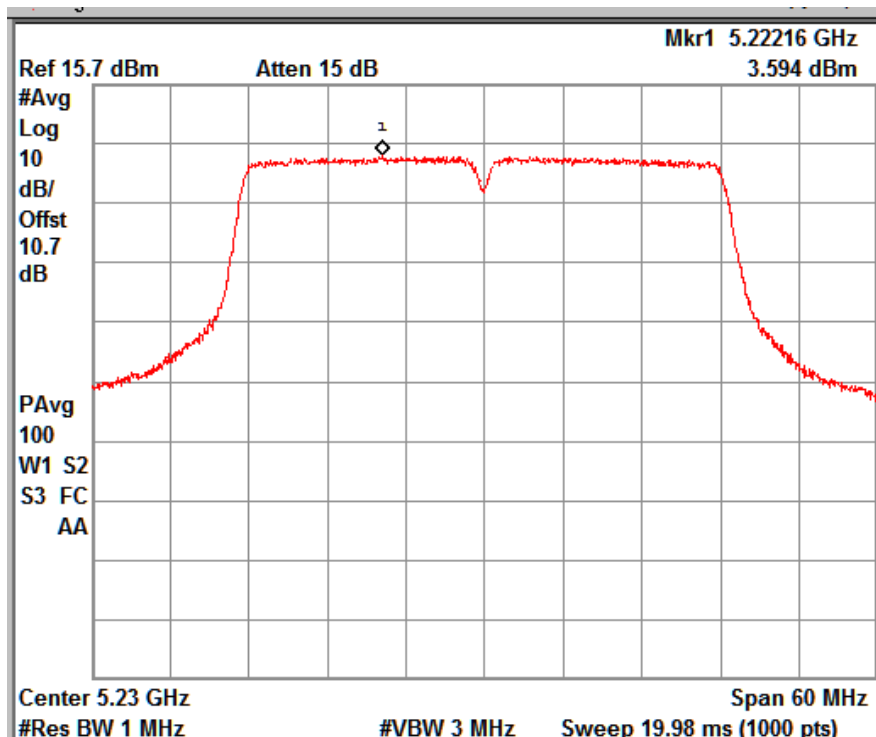
Channel Frequency: 5230MHz

www.tuv.com



Data Rate: MCS 4

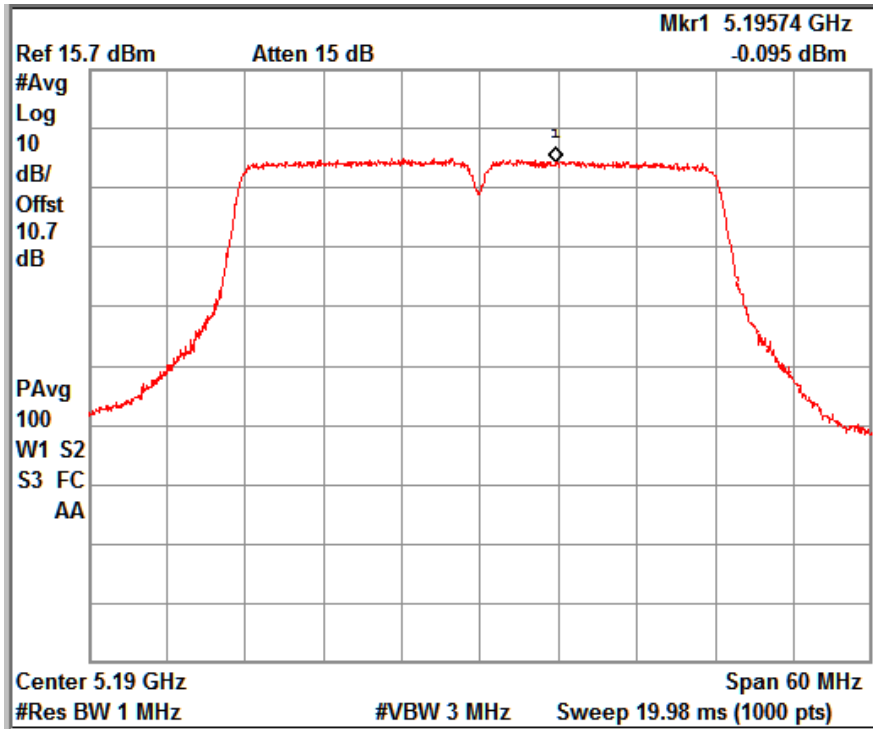
Channel Frequency: 5190MHz



Data Rate: MCS 4

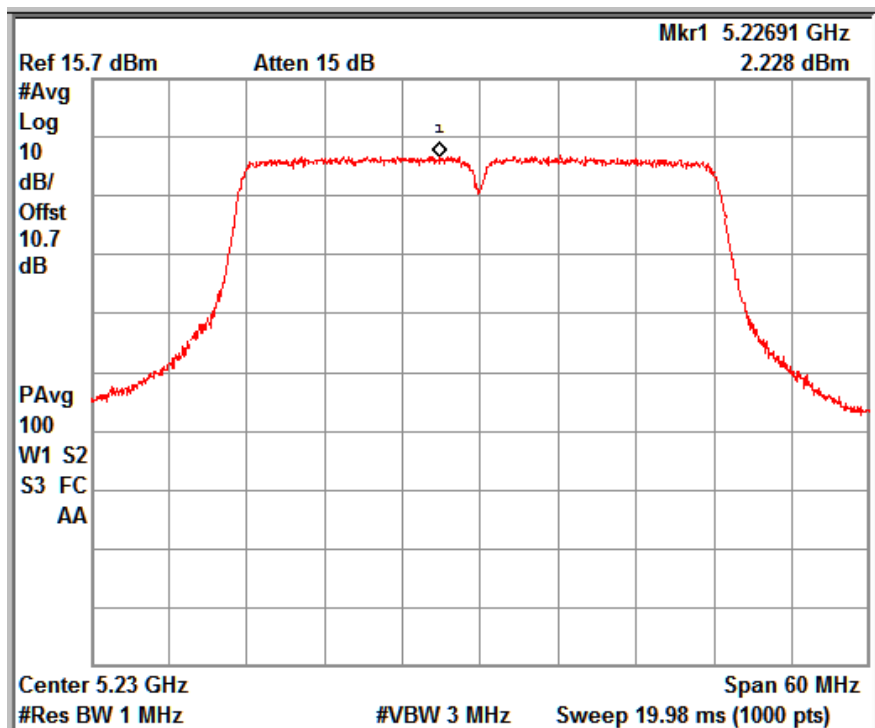
Channel Frequency: 5230MHz

www.tuv.com



Data Rate: MCS 7

Channel Frequency: 5190MHz



Data Rate: MCS 7

Channel Frequency: 5230MHz

www.tuv.com

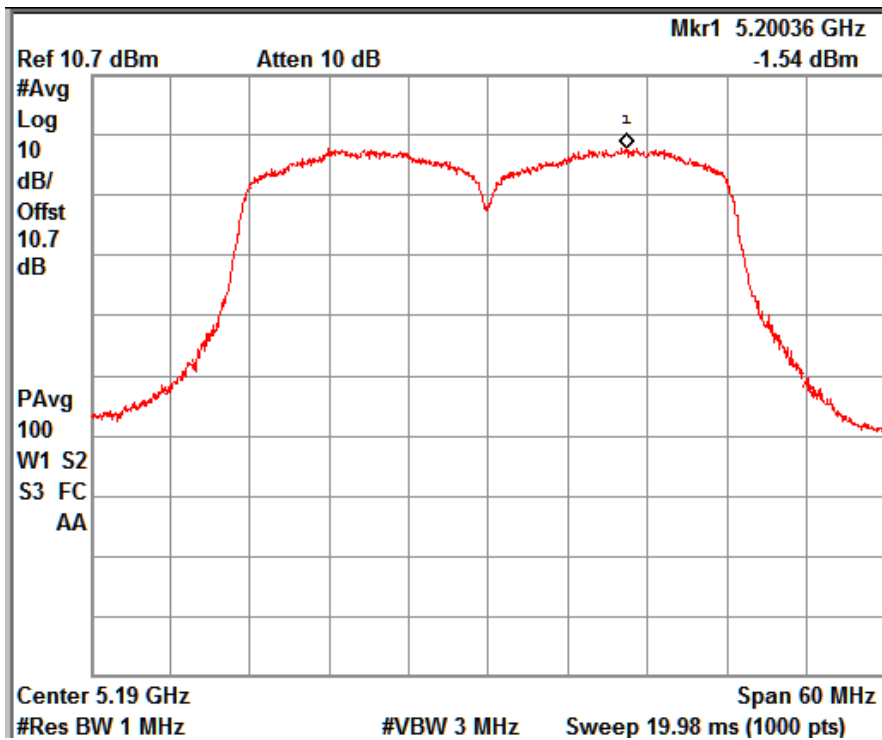
Modulation: 802.11ac vht 40 MIMO_ch0

| Data Rate (Mbps) | Channel No. | Frequency (MHz) | CH 0 PSD (dBm) | Add $10\log(N_{Ant})$ | Final PSD (dBm) | Limit (dBm) | Margin (dB) |
|------------------|-------------|-----------------|----------------|-----------------------|-----------------|-------------|-------------|
| MCS 8 | 38 | 5190 | -1.54 | 3.01 | 1.47 | 11.00 | -9.53 |
| | 46 | 5230 | 0.59 | 3.01 | 3.6 | 11.00 | -7.4 |
| MCS 11 | 38 | 5190 | -2.88 | 3.01 | 0.13 | 11.00 | -10.87 |
| | 46 | 5230 | 0.12 | 3.01 | 3.13 | 11.00 | -7.87 |
| MCS 15 | 38 | 5190 | -3.34 | 3.01 | -0.33 | 11.00 | -11.33 |
| | 46 | 5230 | -1.12 | 3.01 | 1.89 | 11.00 | -9.11 |

Modulation: 802.11ac vht 40 MIMO_ch1

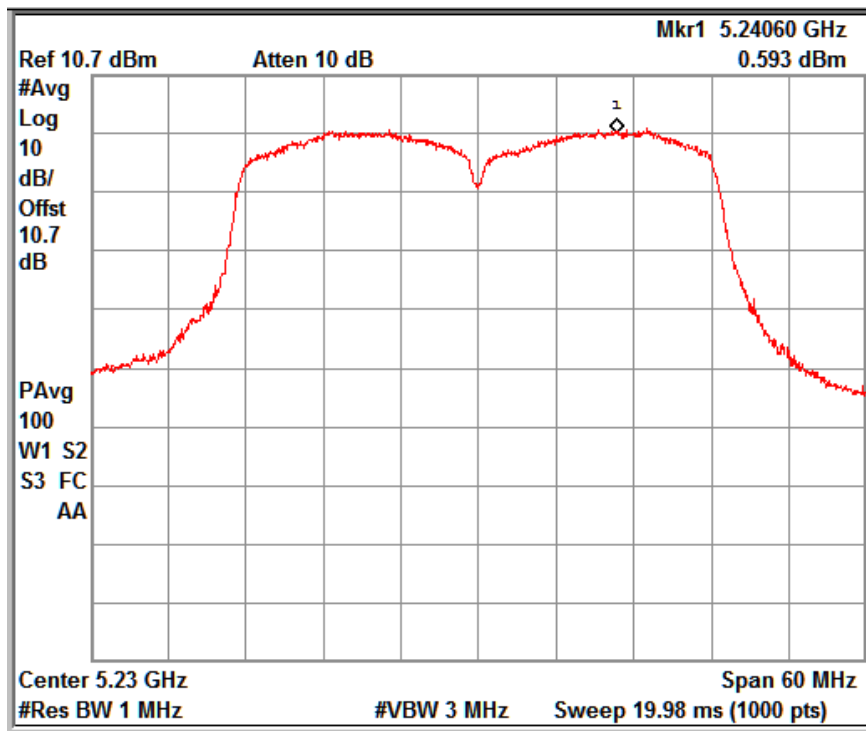
| Data Rate (Mbps) | Channel No. | Frequency (MHz) | CH 1 PSD (dBm) | Add $10\log(N_{Ant})$ | Final PSD (dBm) | Limit (dBm) | Margin (dB) |
|------------------|-------------|-----------------|----------------|-----------------------|-----------------|-------------|-------------|
| MCS 8 | 38 | 5190 | -2.11 | 3.01 | 0.9 | 11.00 | -10.1 |
| | 46 | 5230 | -0.20 | 3.01 | 2.81 | 11.00 | -8.19 |
| MCS 11 | 38 | 5190 | -2.19 | 3.01 | 0.82 | 11.00 | -10.18 |
| | 46 | 5230 | 0.11 | 3.01 | 3.12 | 11.00 | -7.88 |
| MCS 15 | 38 | 5190 | -2.17 | 3.01 | 0.84 | 11.00 | -10.16 |
| | 46 | 5230 | -1.99 | 3.01 | 1.02 | 11.00 | -9.98 |

www.tuv.com
Chain 0



Data Rate: MCS 8

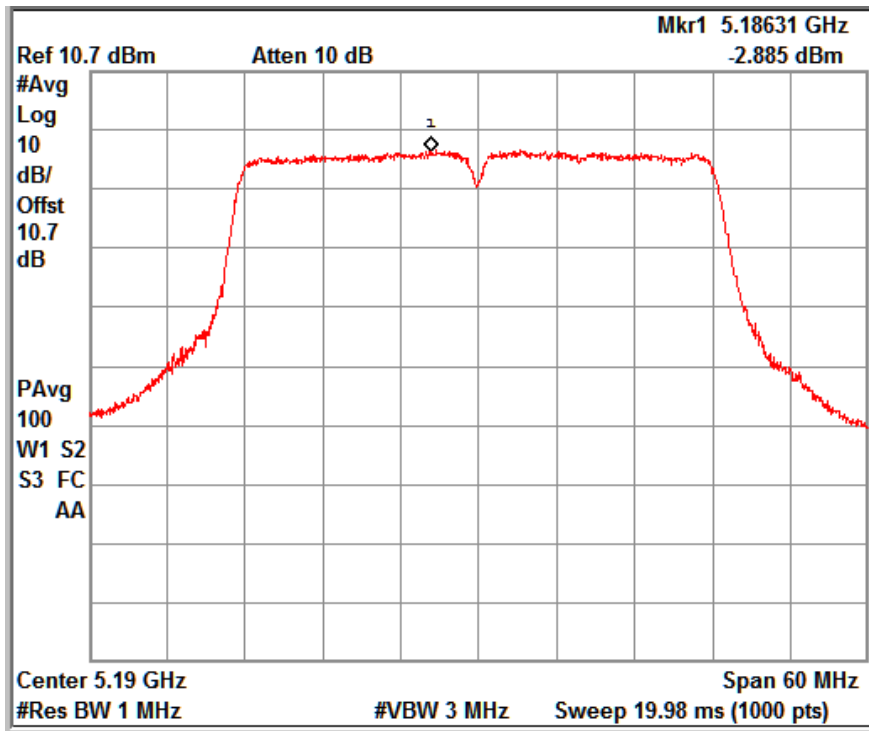
Channel Frequency: 5190MHz



Data Rate: MCS 8

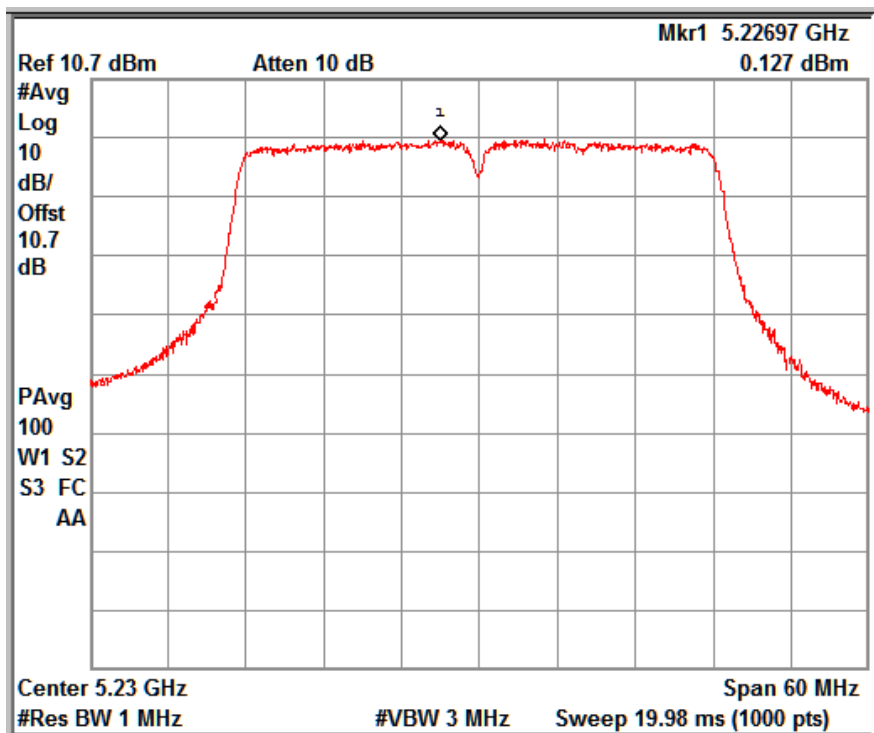
Channel Frequency: 5230MHz

www.tuv.com



Data Rate: MCS 11

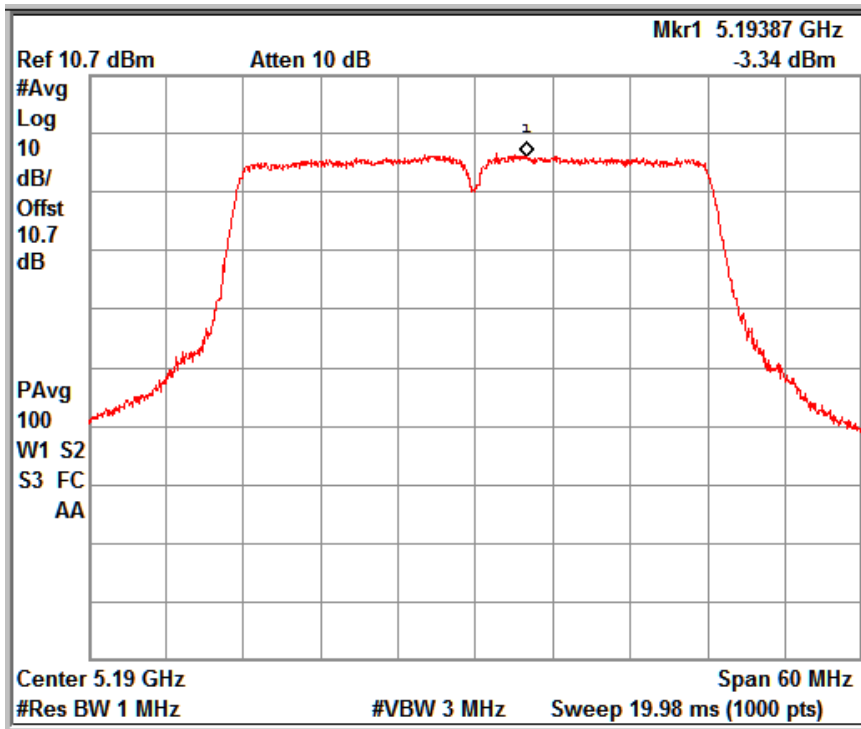
Channel Frequency: 5190MHz



Data Rate: MCS 11

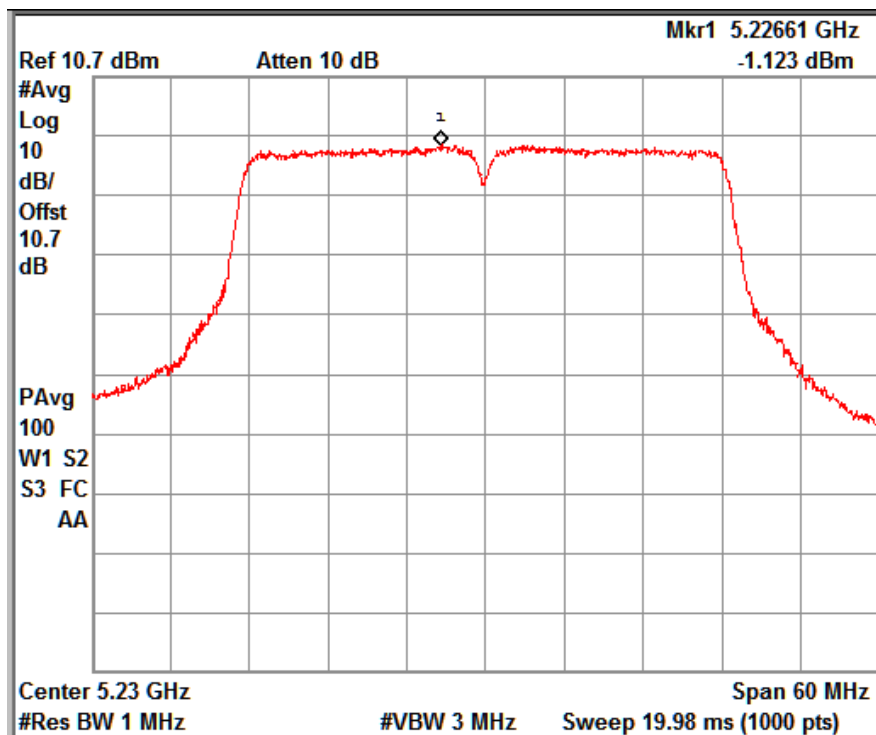
Channel Frequency: 5230MHz

www.tuv.com



Data Rate: MCS 15

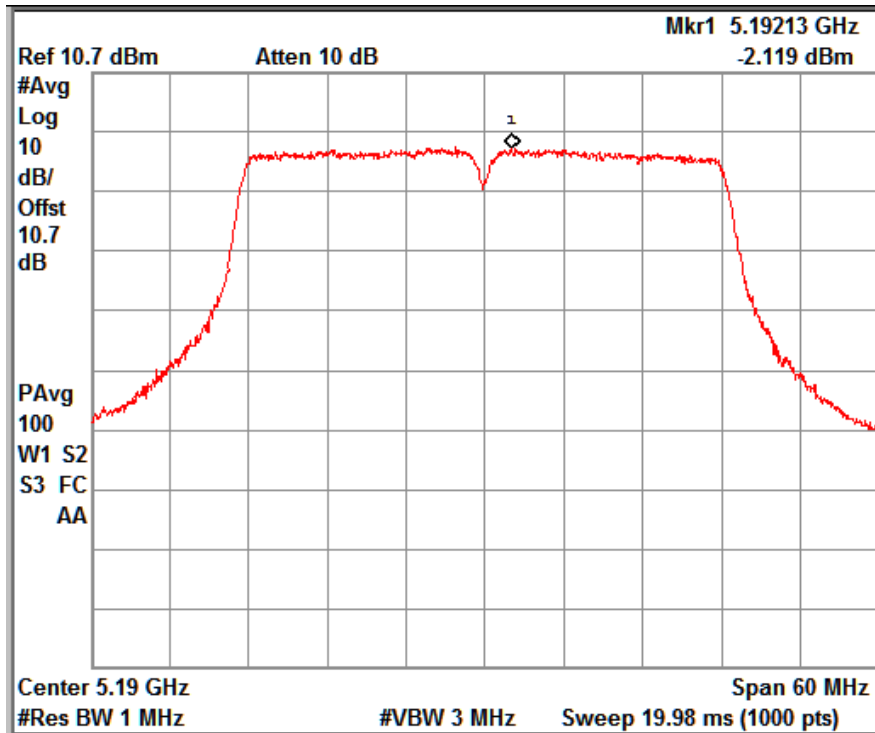
Channel Frequency: 5190MHz



Data Rate: MCS 15

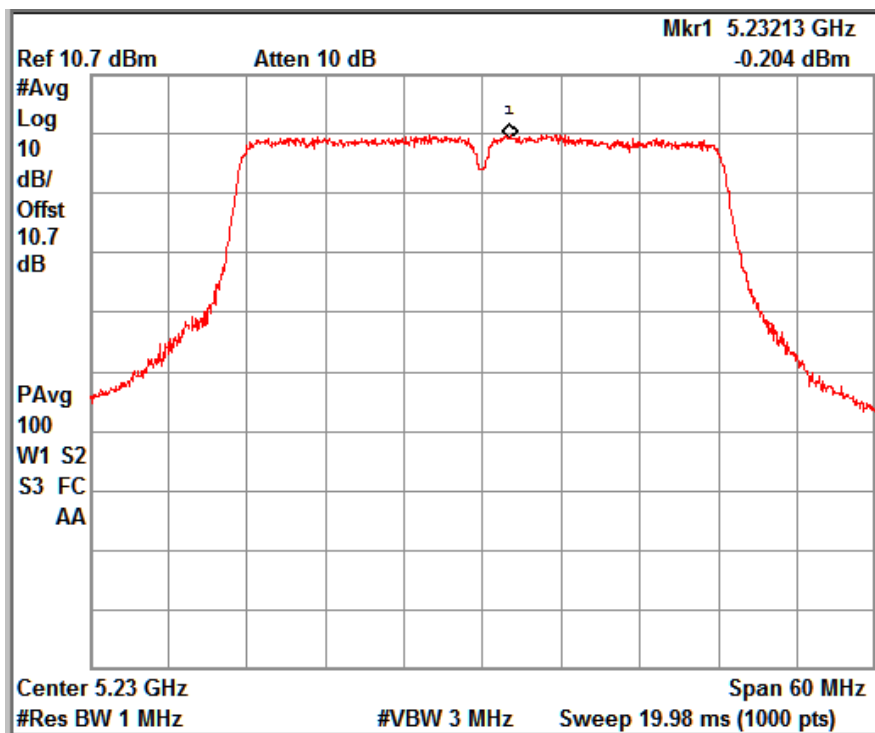
Channel Frequency: 5230MHz

www.tuv.com
Chain 1



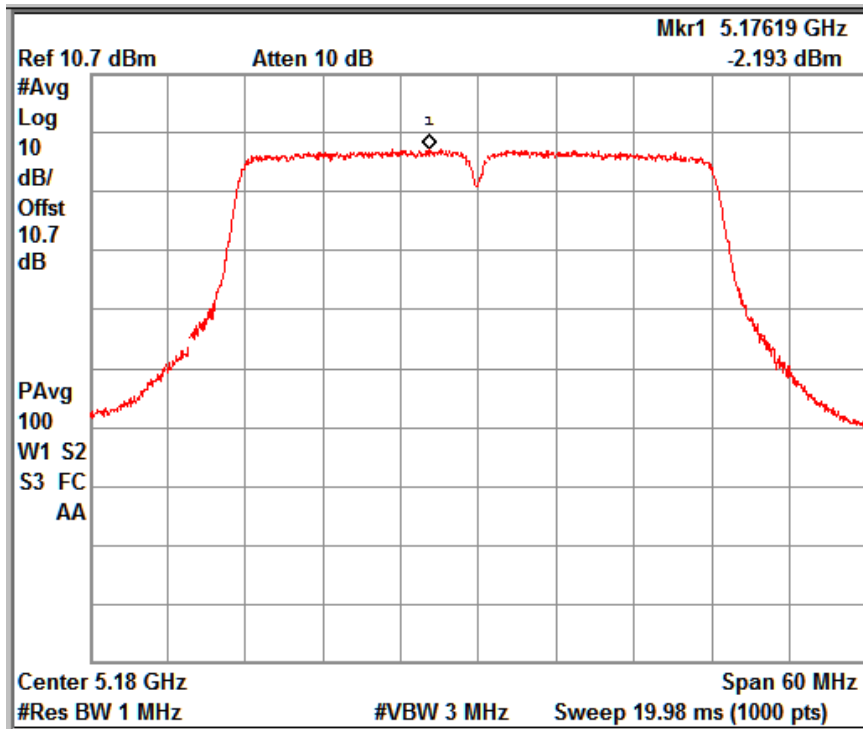
Data Rate: MCS 8

Channel Frequency: 5190MHz



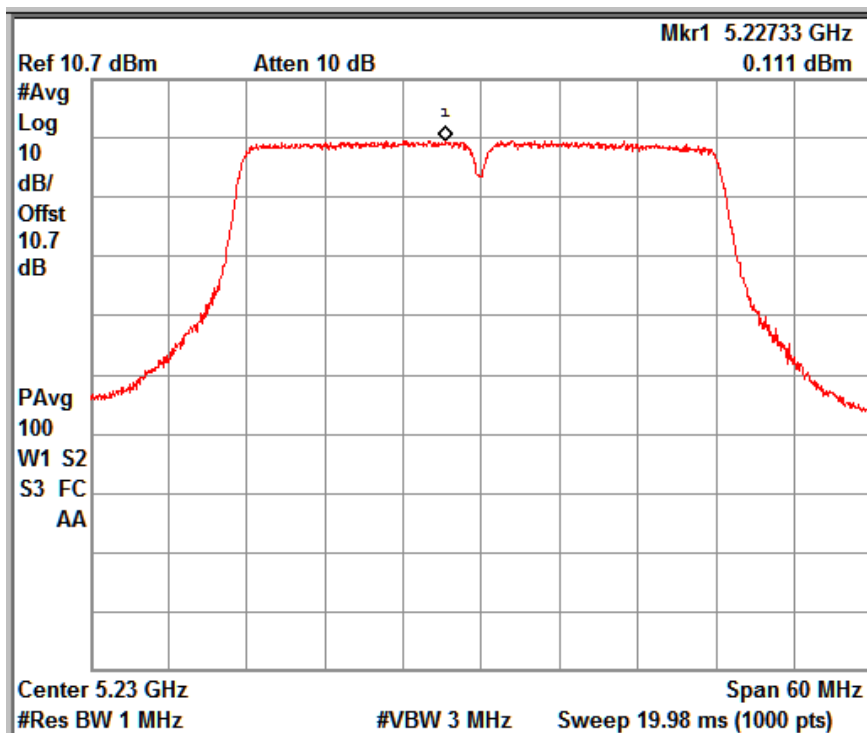
Data Rate: MCS 8

Channel Frequency: 5230MHz



Data Rate: MCS 11

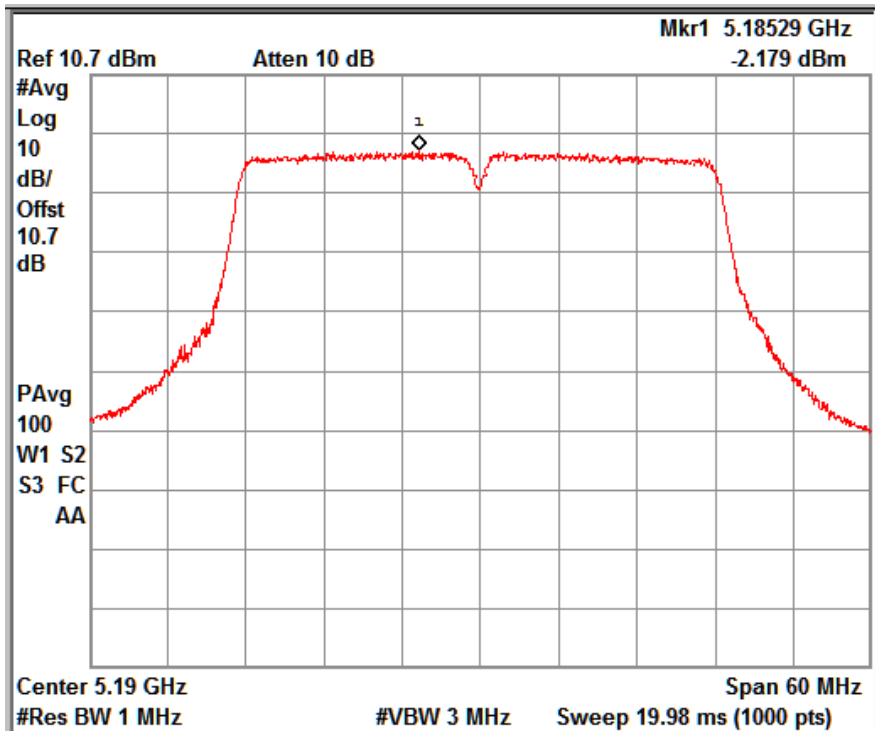
Channel Frequency: 5190MHz



Data Rate: MCS 11

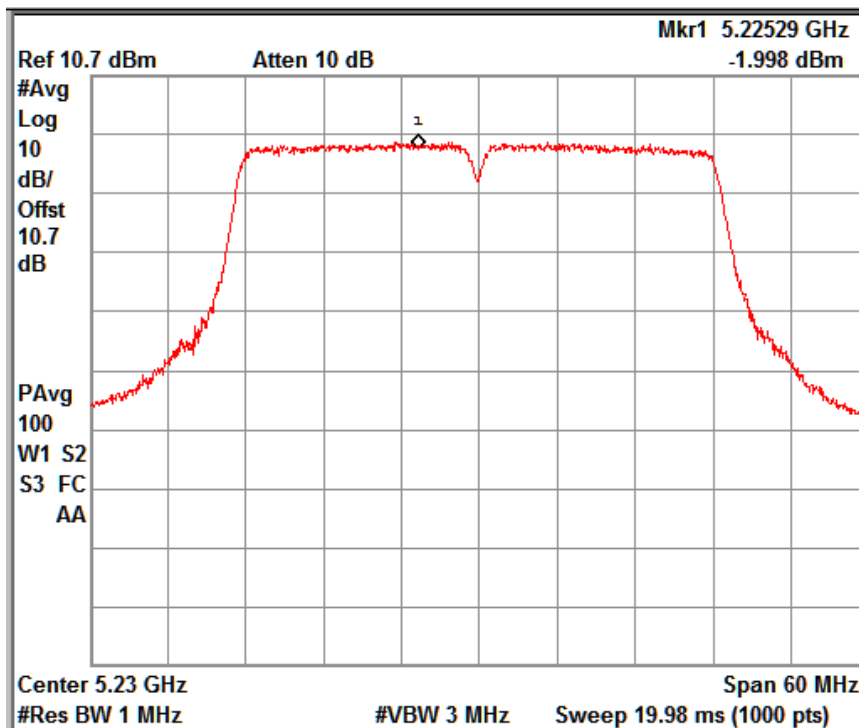
Channel Frequency: 5230MHz

www.tuv.com



Data Rate: MCS 15

Channel Frequency: 5190MHz



Data Rate: MCS 15

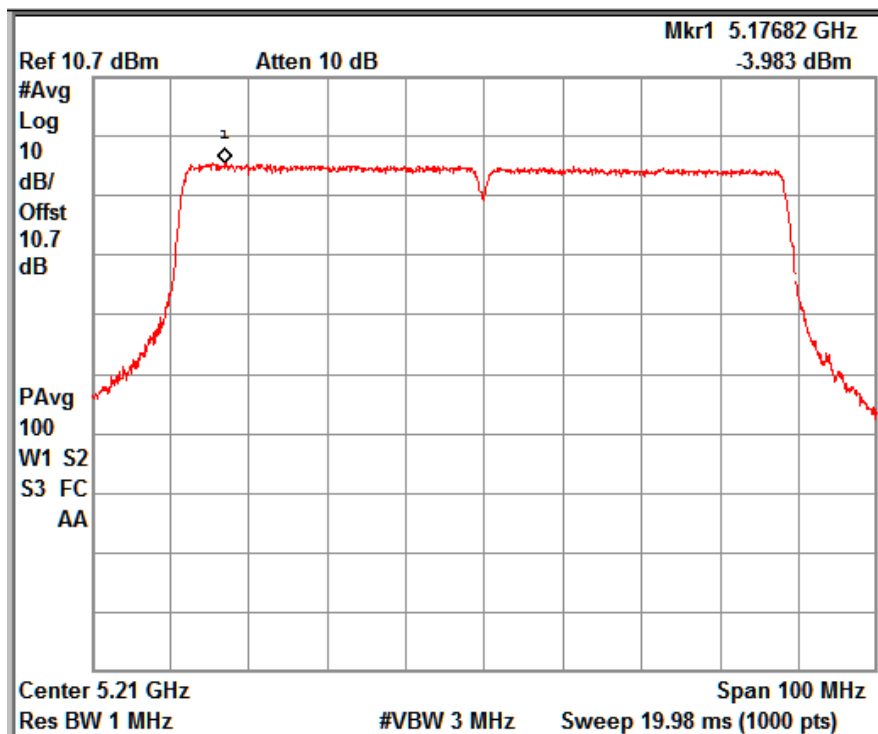
Channel Frequency: 5230MHz

www.tuv.com

Modulation: 802.11ac vht 80

Note: Test was performed on both the transmit chains and worst case results were from chain 1 and the respective results has been reported.

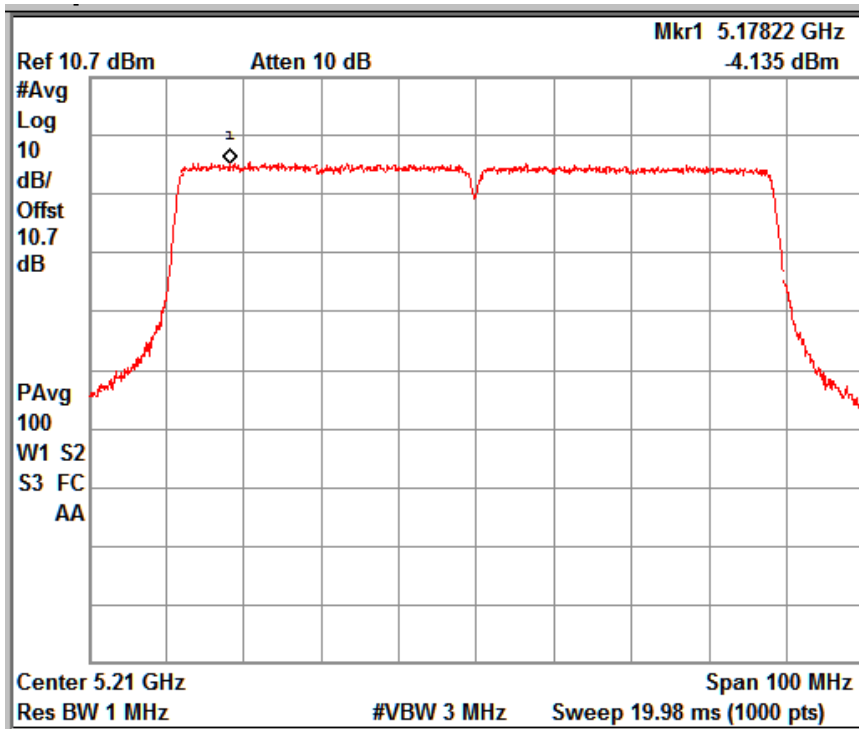
| Data Rate (Mbps) | Channel No. | Frequency (MHz) | PSD (dBm) | Limit (dBm) | Margin (dB) |
|------------------|-------------|-----------------|-----------|-------------|-------------|
| MCS 0 | 42 | 5210 | -3.98 | 11.00 | -14.98 |
| MCS 4 | 42 | 5210 | -4.13 | 11.00 | -15.13 |
| MCS 9 | 42 | 5210 | -6.42 | 11.00 | -17.42 |



Data Rate: MCS 0

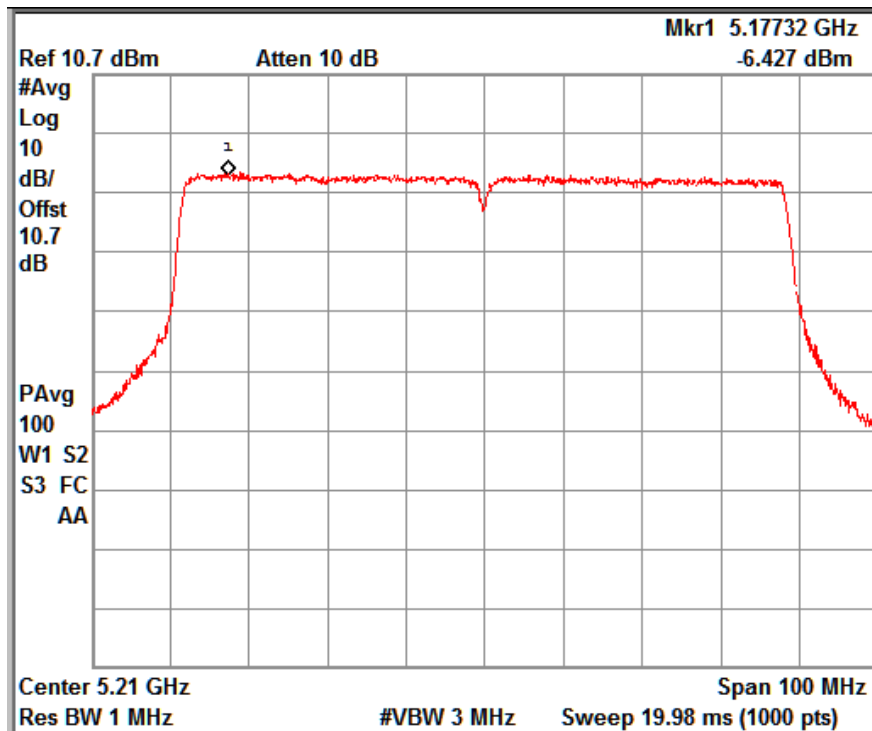
Channel Frequency: 5210MHz

www.tuv.com



Data Rate: MCS 4

Channel Frequency: 5210MHz



Data Rate: MCS 9

Channel Frequency: 5210MHz

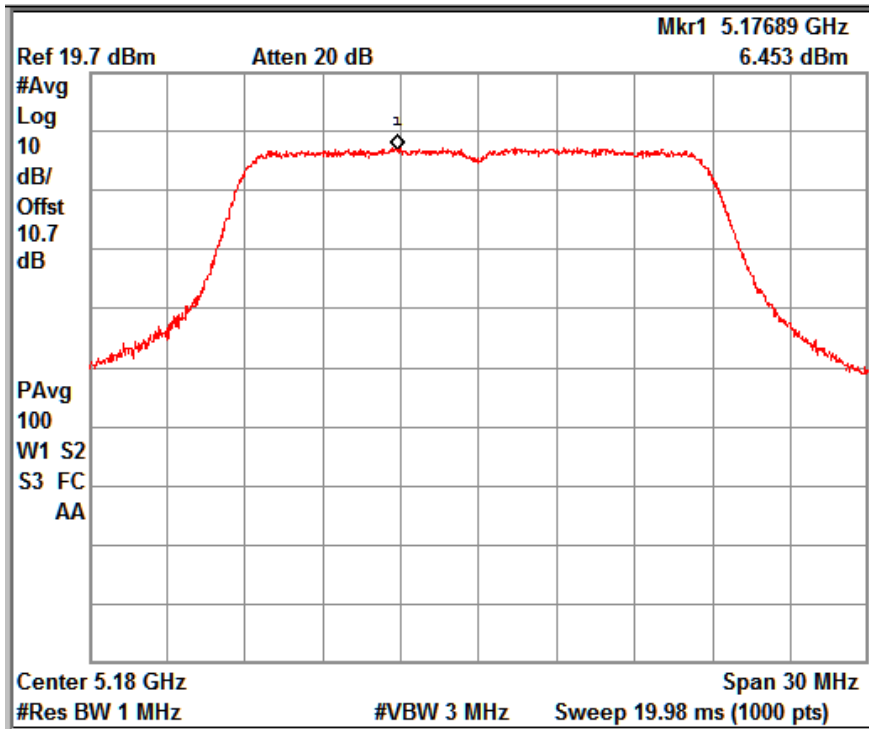
www.tuv.com

Modulation: 802.11n ht 20 SISO

Note: Test was performed on both the transmit chains and worst case results were from chain 1 and the respective results has been reported.

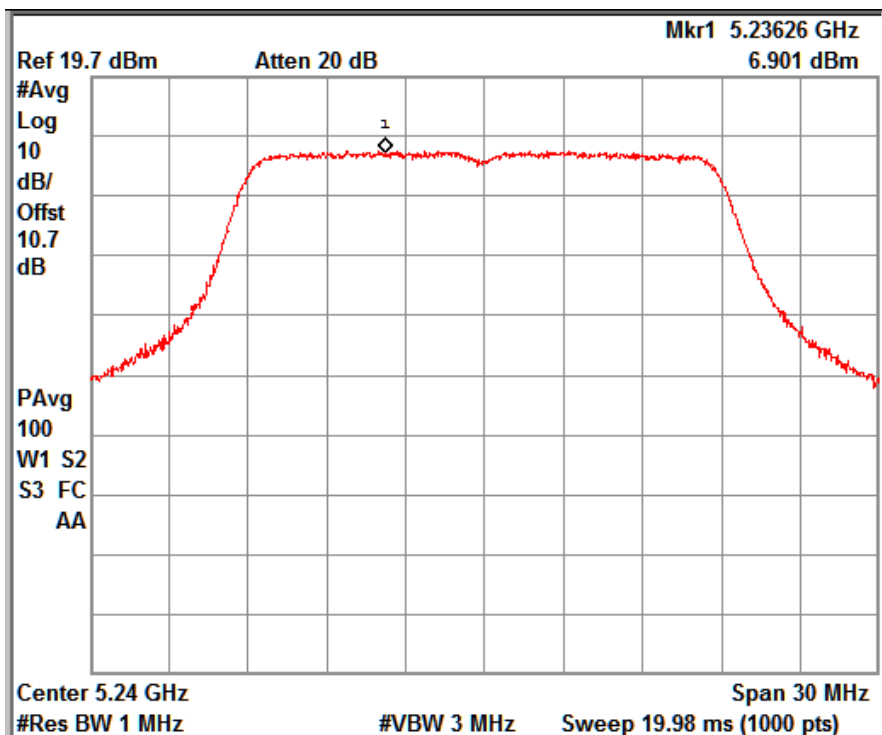
| Data Rate (Mbps) | Channel No. | Frequency (MHz) | PSD (dBm) | Limit (dBm) | Margin (dB) |
|------------------|-------------|-----------------|-----------|-------------|-------------|
| MCS 0 | 36 | 5180 | 6.45 | 11 | -4.55 |
| | 48 | 5240 | 6.90 | 11 | -4.10 |
| MCS 4 | 36 | 5180 | 7.02 | 11 | -3.98 |
| | 48 | 5240 | 7.12 | 11 | -3.88 |
| MCS 7 | 36 | 5180 | 5.60 | 11 | -5.40 |
| | 48 | 5240 | 5.27 | 11 | -5.73 |

www.tuv.com



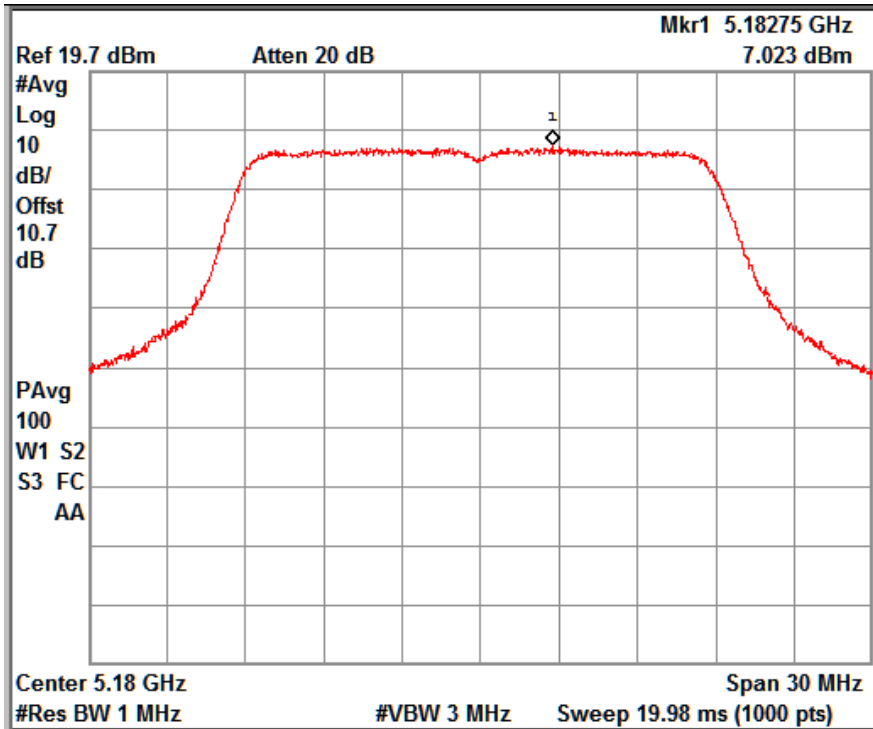
Data Rate: MCS 0

Channel Frequency: 5180MHz



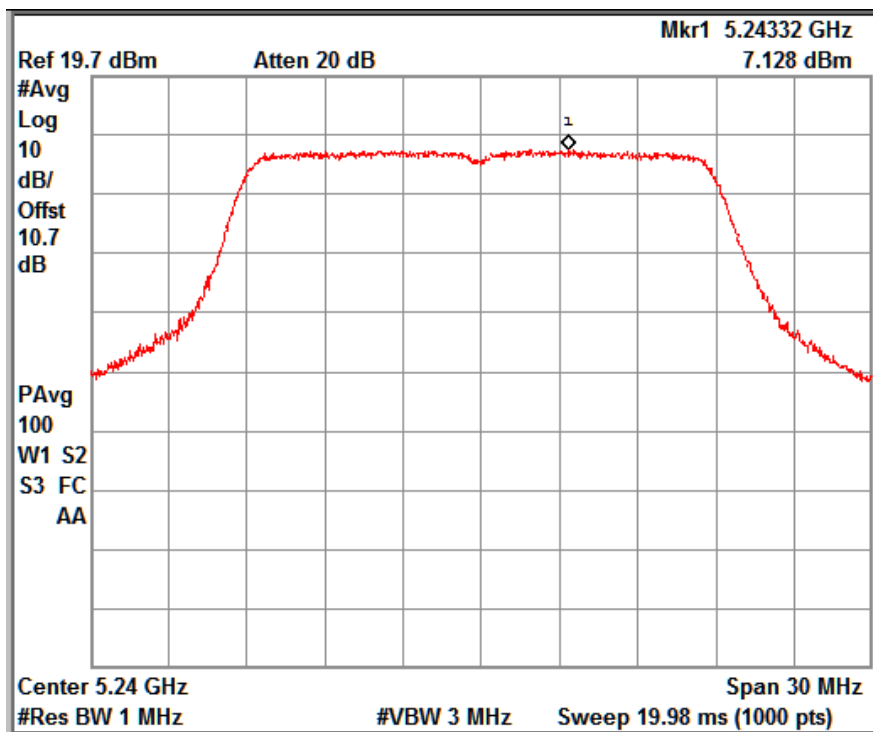
Data Rate: MCS 0

Channel Frequency: 5240MHz



Data Rate: MCS 4

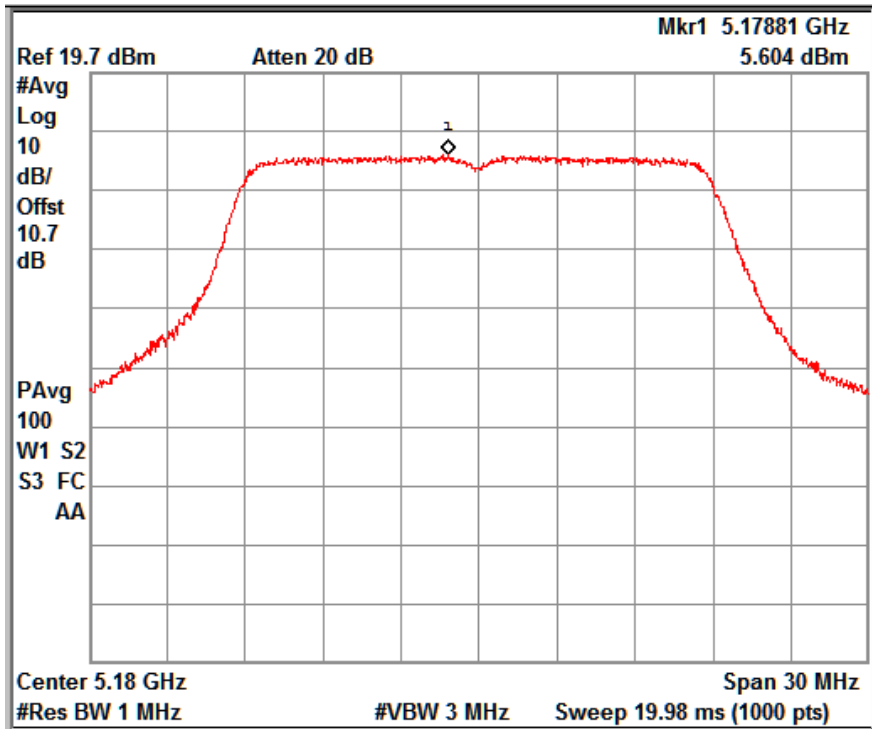
Channel Frequency: 5180MHz



Data Rate: MCS 4

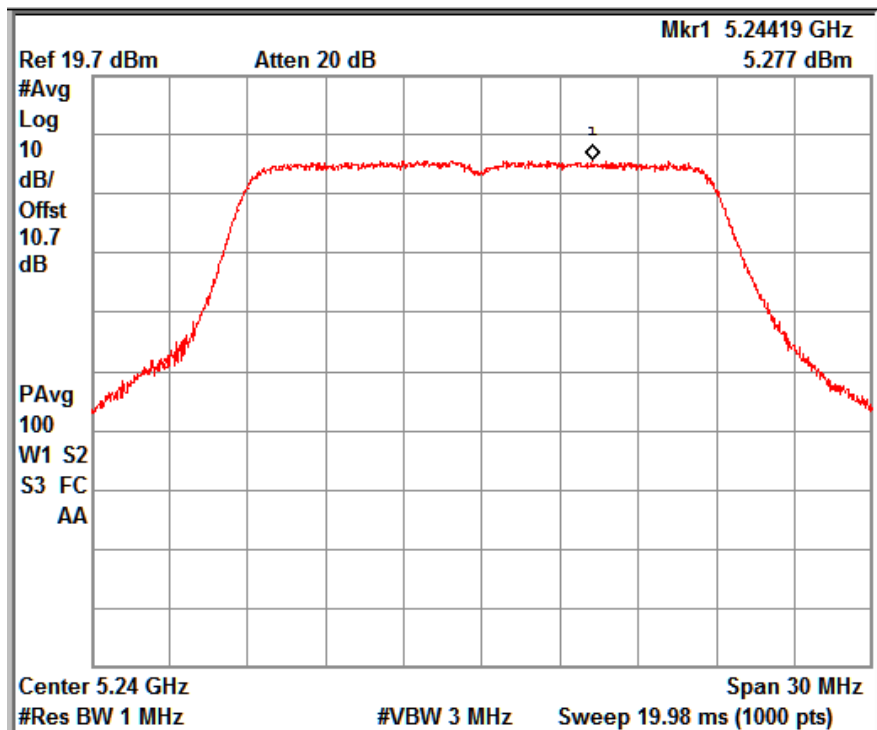
Channel Frequency: 5240MHz

www.tuv.com



Data Rate: MCS 7

Channel Frequency: 5180MHz



Data Rate: MCS 7

Channel Frequency: 5240MHz

www.tuv.com

Modulation: 802.11n ht 20 MIMO_ch0

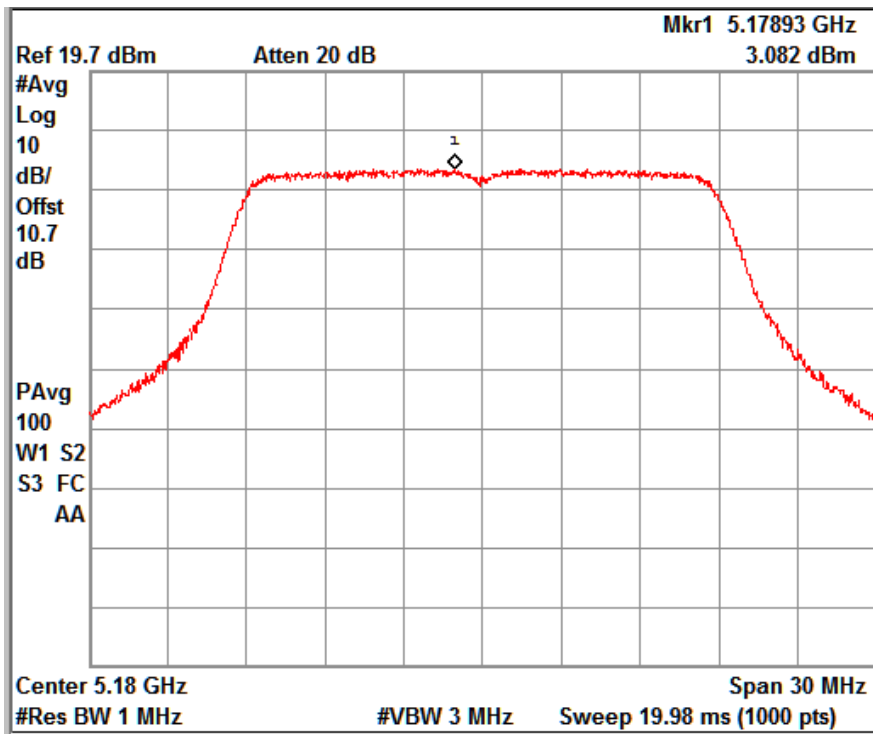
| Data Rate (Mbps) | Channel No. | Frequency (MHz) | CH 0 PSD (dBm) | Add $10\log(N_{Ant})$ | Final PSD (dBm) | Limit (dBm) | Margin (dB) |
|------------------|-------------|-----------------|----------------|-----------------------|-----------------|-------------|-------------|
| MCS 8 | 36 | 5180 | 3.08 | 3.01 | 6.09 | 11 | -4.91 |
| | 48 | 5240 | 3.14 | 3.01 | 6.15 | 11 | -4.85 |
| MCS 11 | 36 | 5180 | 3.19 | 3.01 | 6.2 | 11 | -4.8 |
| | 48 | 5240 | 3.61 | 3.01 | 6.62 | 11 | -4.38 |
| MCS 15 | 36 | 5180 | 2.58 | 3.01 | 5.59 | 11 | -5.41 |
| | 48 | 5240 | 2.57 | 3.01 | 5.58 | 11 | -5.42 |

Modulation: 802.11n ht 20 MIMO_ch1

| Data Rate (Mbps) | Channel No. | Frequency (MHz) | CH 1 PSD (dBm) | Add $10\log(N_{Ant})$ | Final PSD (dBm) | Limit (dBm) | Margin (dB) |
|------------------|-------------|-----------------|----------------|-----------------------|-----------------|-------------|-------------|
| MCS 8 | 36 | 5180 | 3.63 | 3.01 | 6.64 | 11 | -4.36 |
| | 48 | 5240 | 4.18 | 3.01 | 7.19 | 11 | -3.81 |
| MCS 11 | 36 | 5180 | 4.00 | 3.01 | 7.01 | 11 | -3.99 |
| | 48 | 5240 | 4.53 | 3.01 | 7.54 | 11 | -3.46 |
| MCS 15 | 36 | 5180 | 2.49 | 3.01 | 5.5 | 11 | -5.5 |
| | 48 | 5240 | 2.39 | 3.01 | 5.4 | 11 | -5.6 |

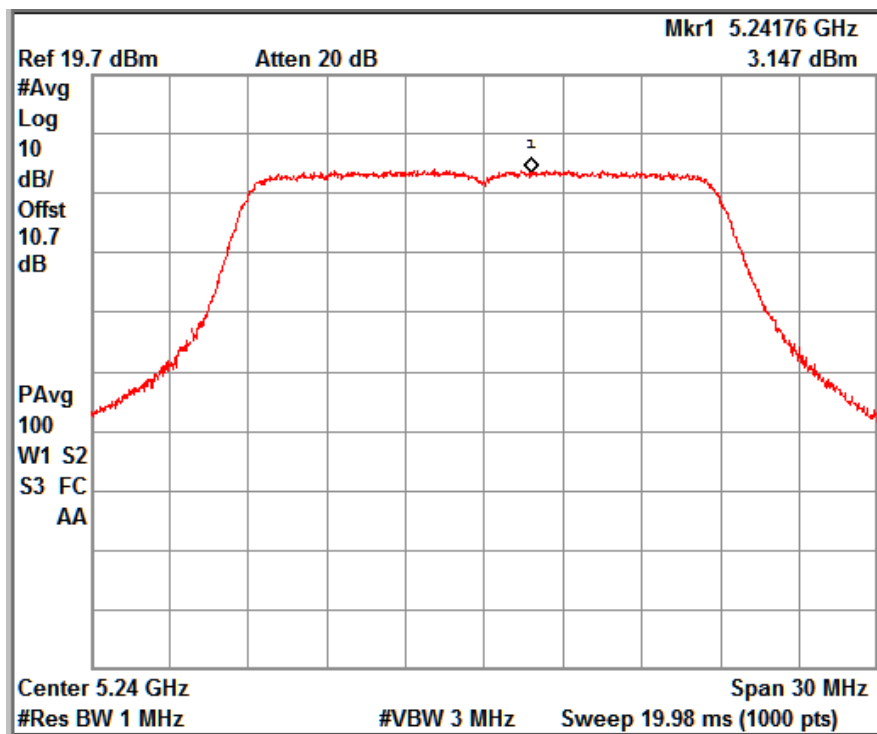
www.tuv.com

Chain 0



Data Rate: MCS 8

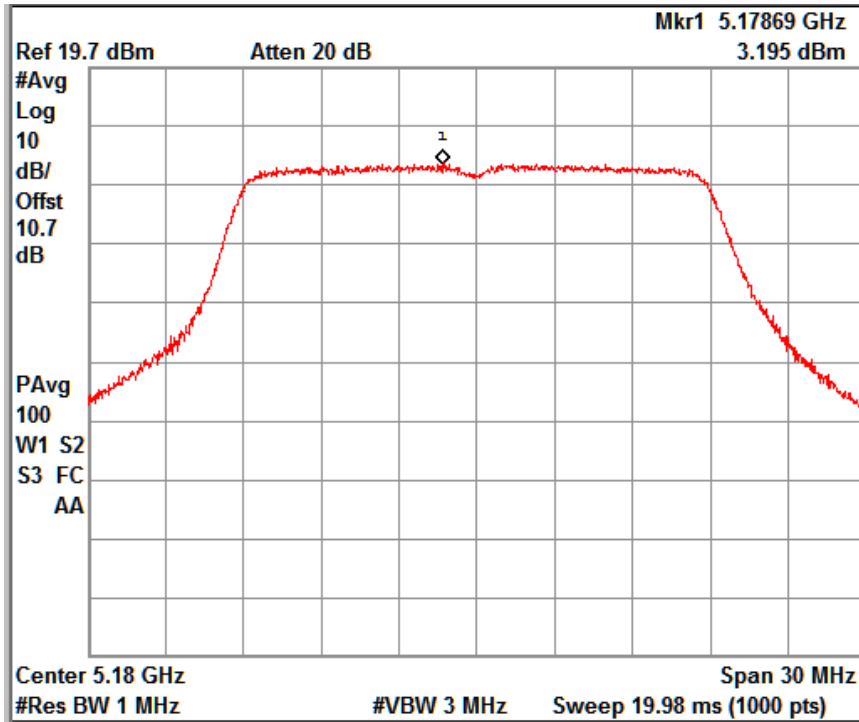
Channel Frequency: 5180MHz



Data Rate: MCS 8

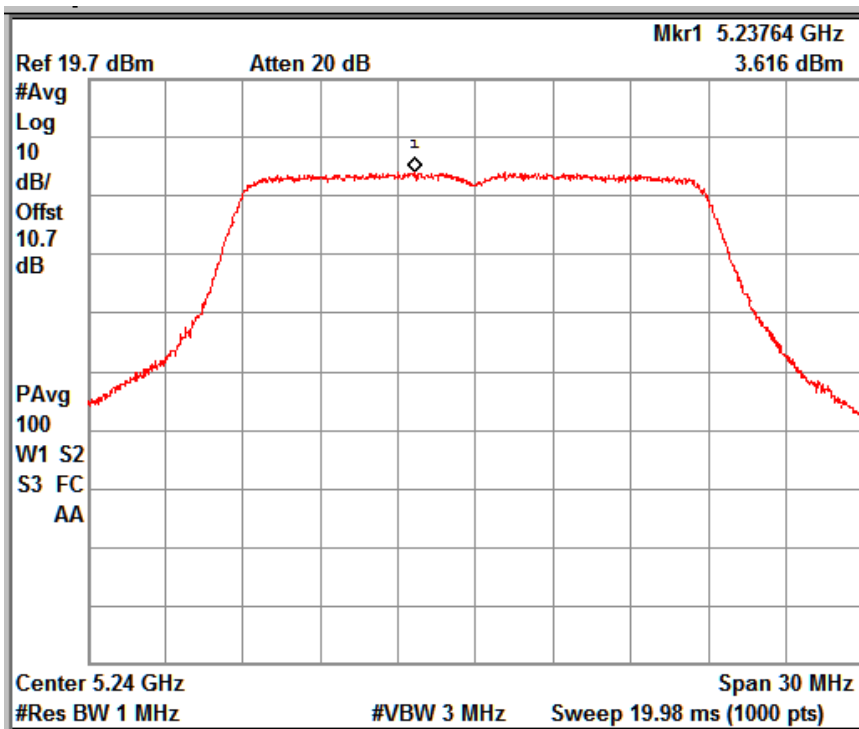
Channel Frequency: 5240MHz

www.tuv.com



Data Rate: MCS 11

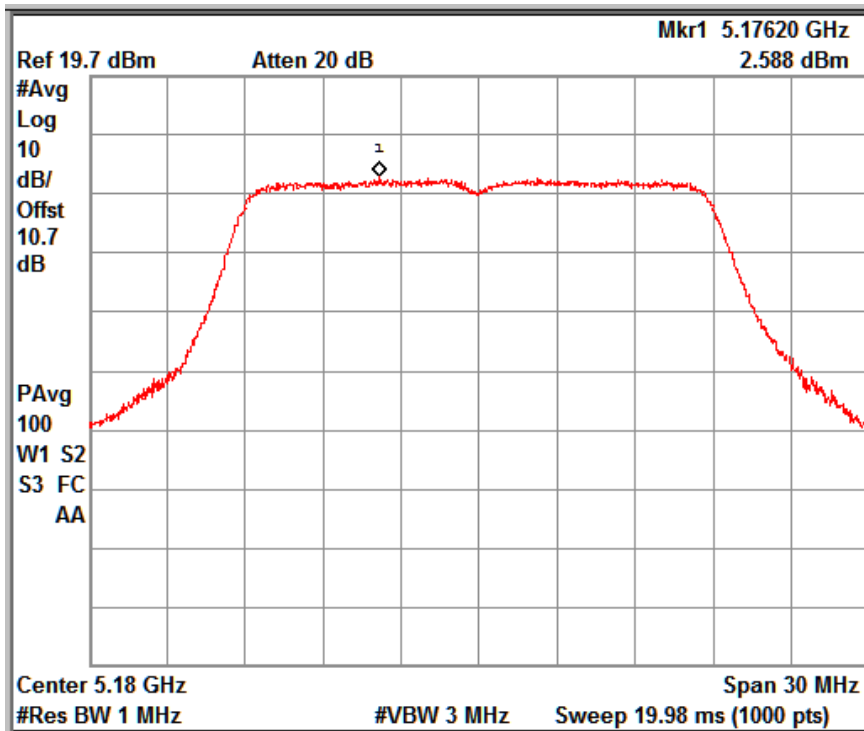
Channel Frequency: 5180MHz



Data Rate: MCS 11

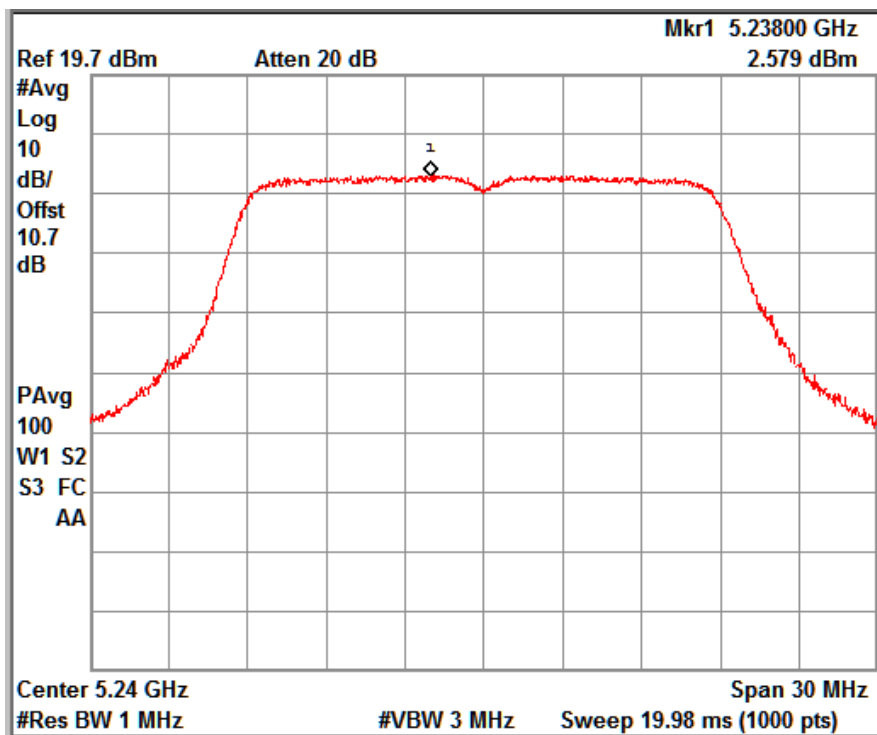
Channel Frequency: 5240MHz

www.tuv.com



Data Rate: MCS 15

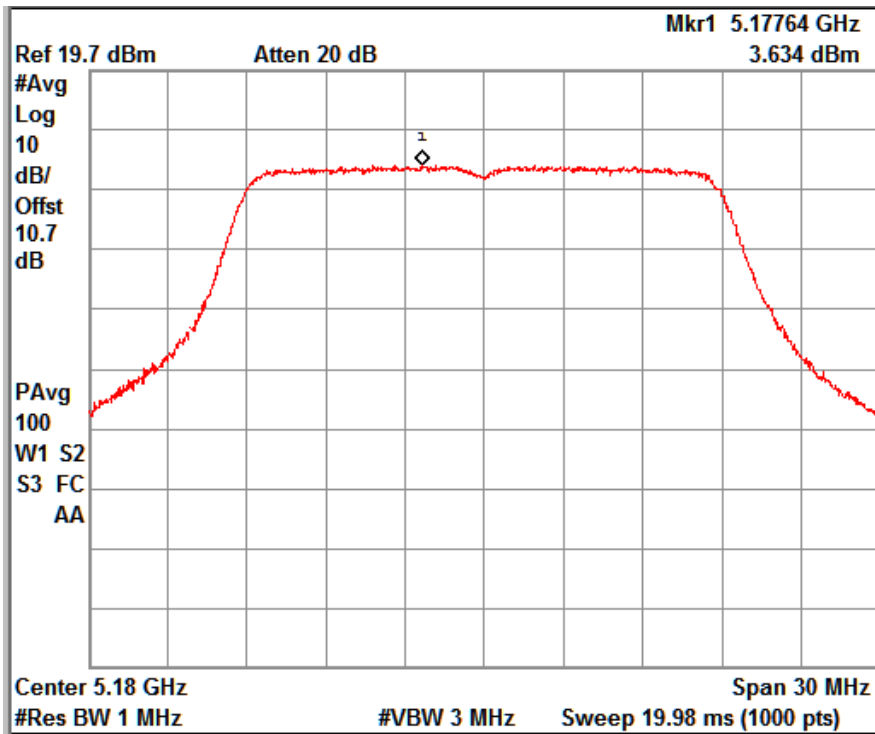
Channel Frequency: 5180MHz



Data Rate: MCS 15

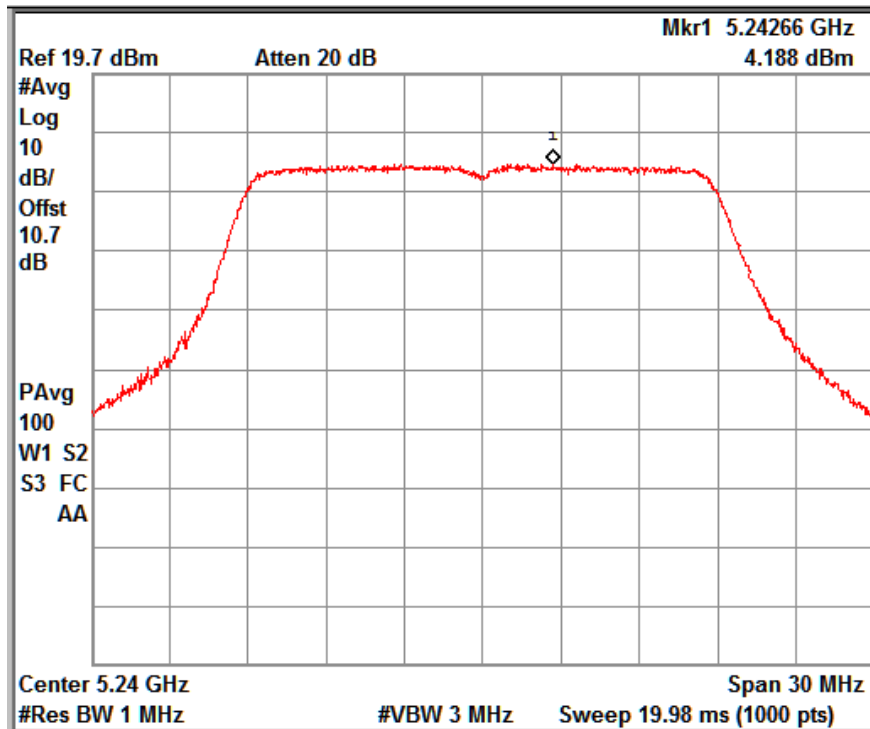
Channel Frequency: 5240MHz

www.tuv.com
Chain 1



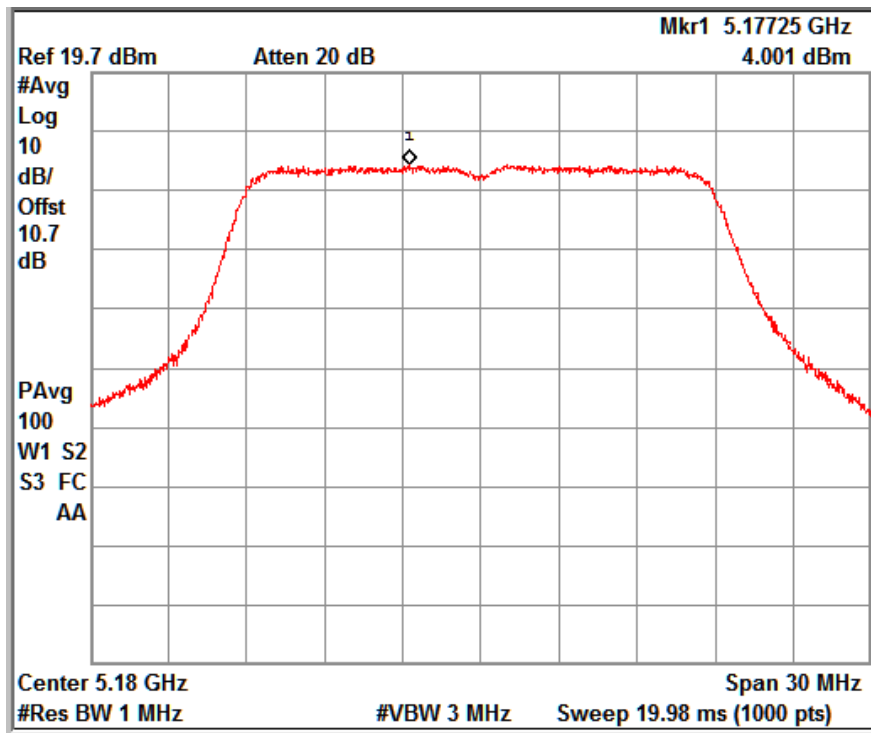
Data Rate: MCS 8

Channel Frequency: 5180MHz



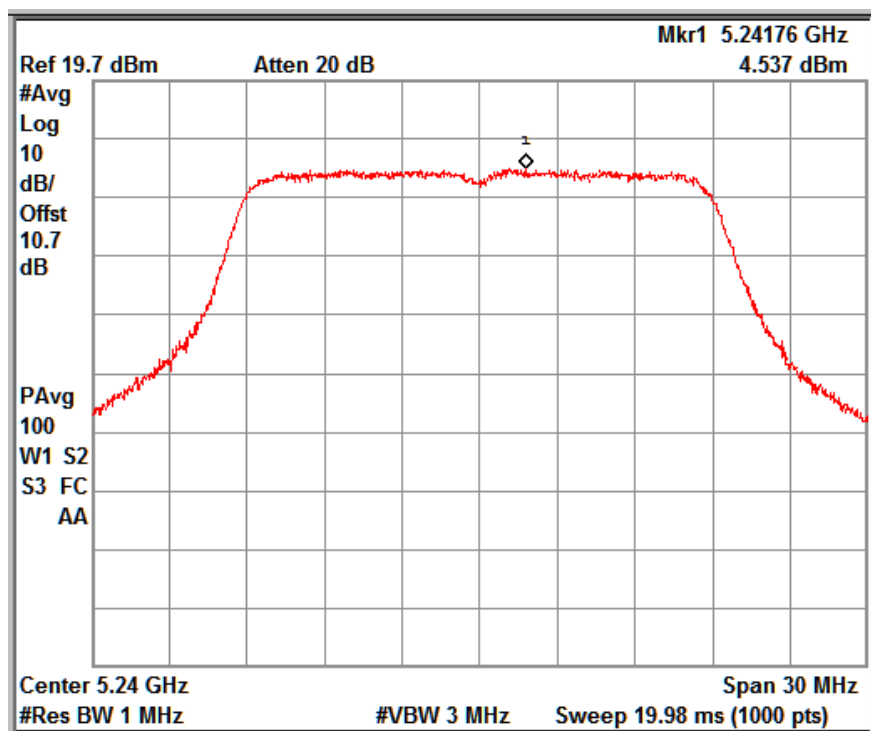
Data Rate: MCS 8

Channel Frequency: 5240MHz



Data Rate: MCS 11

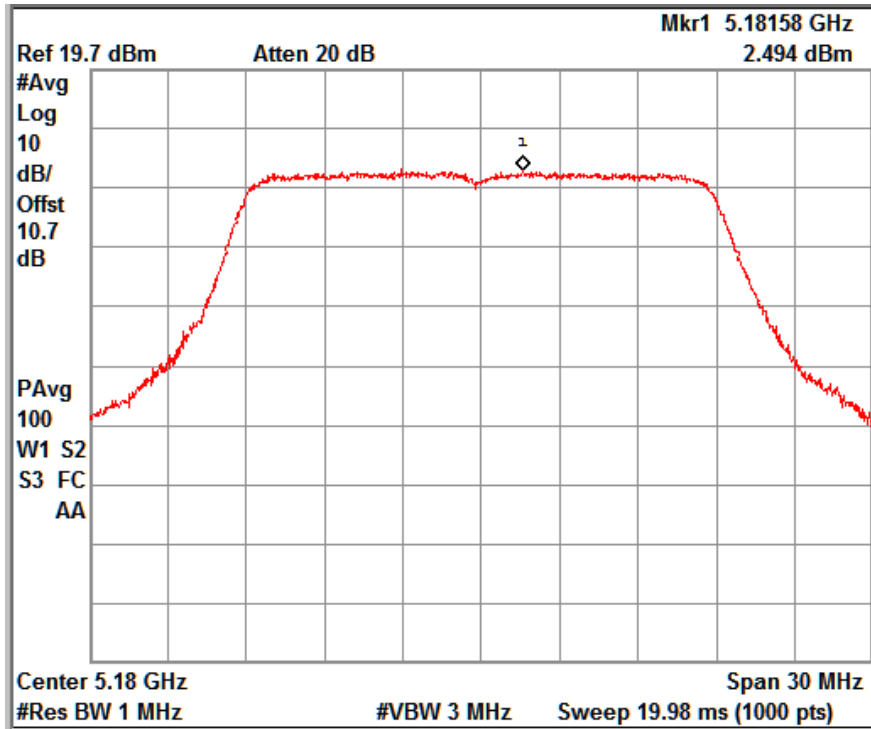
Channel Frequency: 5180MHz



Data Rate: MCS 11

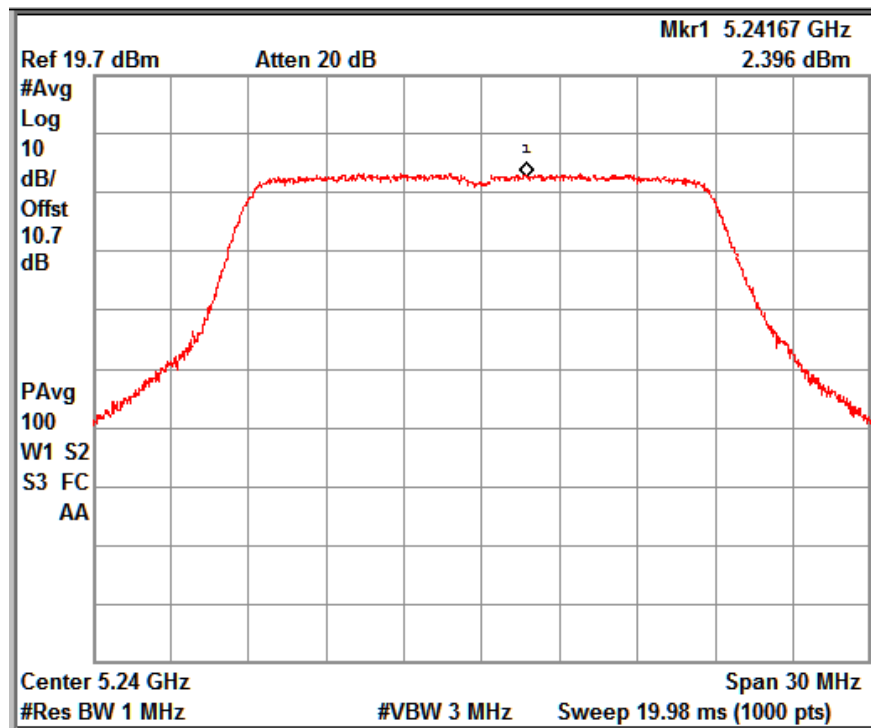
Channel Frequency: 5240MHz

www.tuv.com



Data Rate: MCS 15

Channel Frequency: 5180MHz



Data Rate: MCS 15

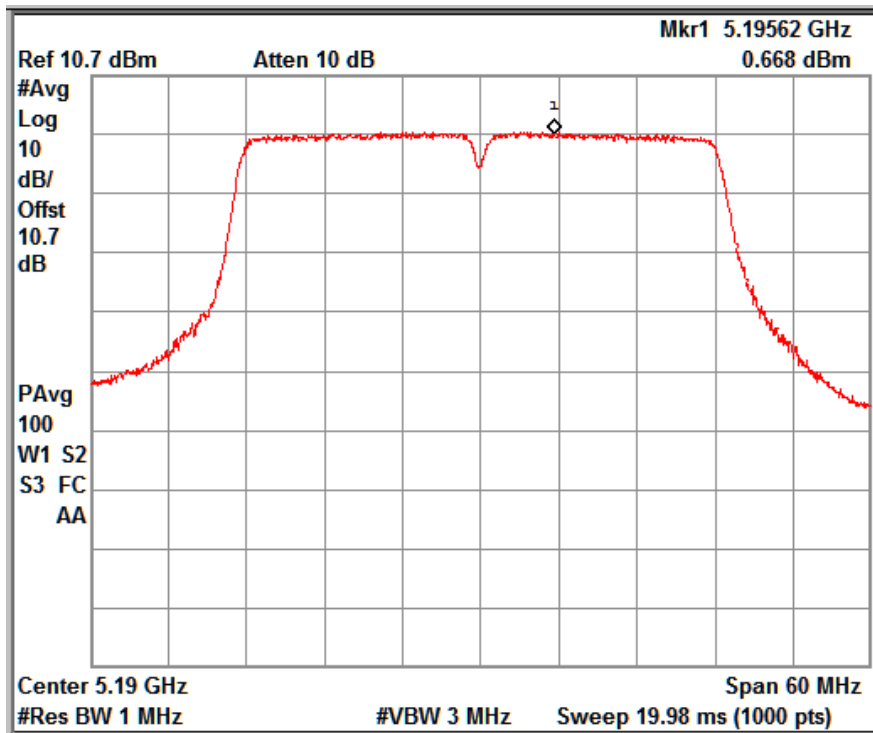
Channel Frequency: 5240MHz

www.tuv.com

Modulation: 802.11n ht 40 SISO

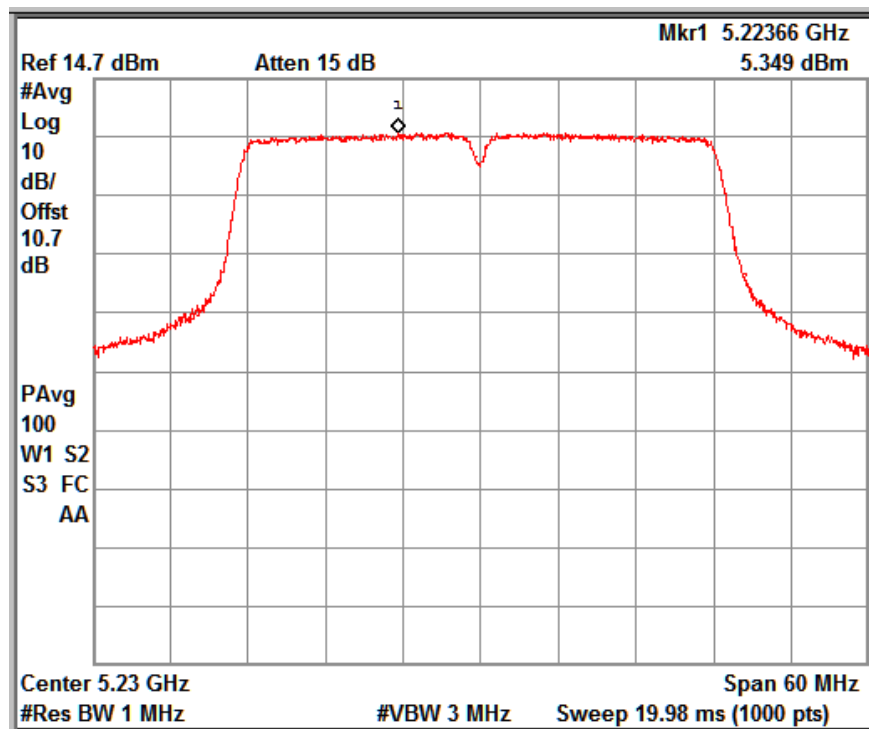
Note: Test was performed on both the transmit chains and worst case results were from chain 1 and the respective results has been reported.

| Data Rate (Mbps) | Channel No. | Frequency (MHz) | PSD (dBm) | Limit (dBm) | Margin (dB) |
|------------------|-------------|-----------------|-----------|-------------|-------------|
| MCS 0 | 38 | 5190 | 0.66 | 11.00 | -10.34 |
| | 46 | 5230 | 5.34 | 11.00 | -5.66 |
| MCS 4 | 38 | 5190 | 0.70 | 11.00 | -10.3 |
| | 46 | 5230 | 5.16 | 11.00 | -5.84 |
| MCS 7 | 38 | 5190 | 0.74 | 11.00 | -10.26 |
| | 46 | 5230 | 3.05 | 11.00 | -7.95 |



Data Rate: MCS 0

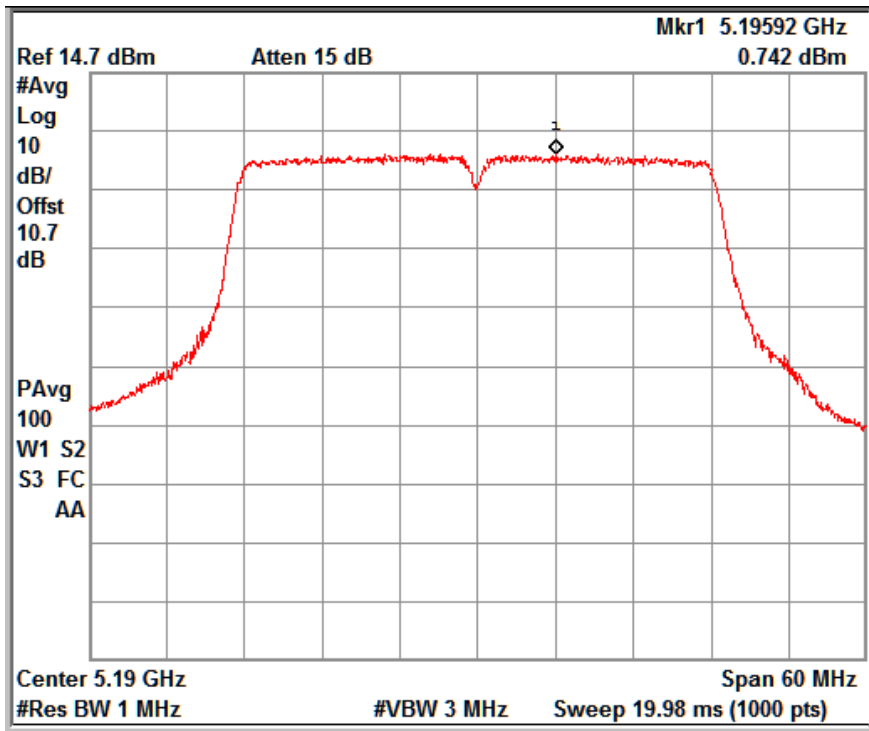
Channel Frequency: 5190MHz



Data Rate: MCS 0

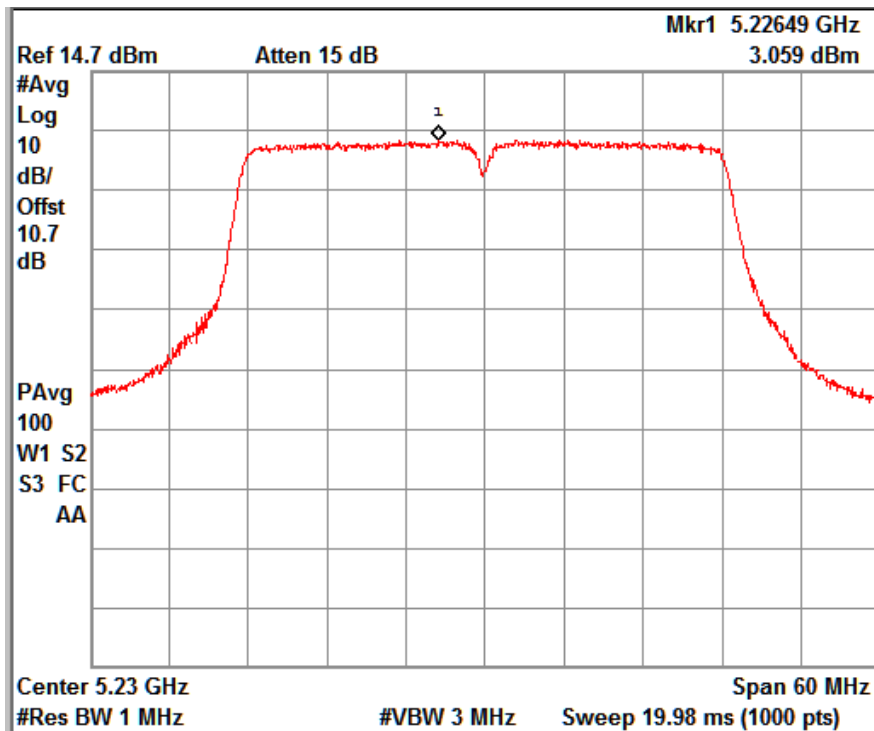
Channel Frequency: 5230MHz

www.tuv.com



Data Rate: MCS 7

Channel Frequency: 5190MHz



Data Rate: MCS 7

Channel Frequency: 5230MHz

www.tuv.com

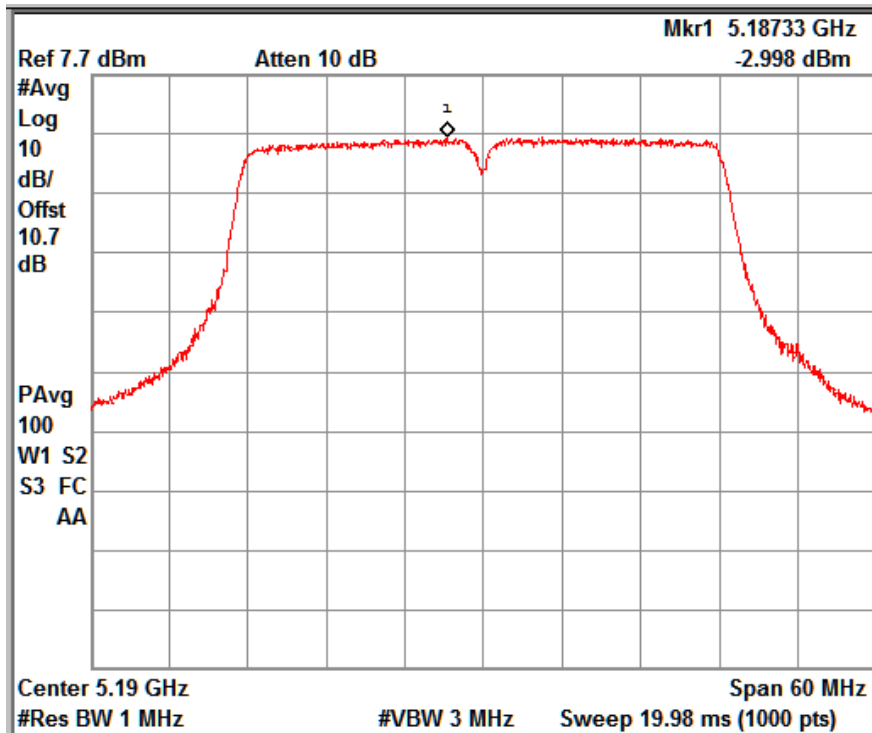
Modulation: 802.11n ht 40 MIMO_ch0

| Data Rate (Mbps) | Channel No. | Frequency (MHz) | CH 0 PSD (dBm) | Add $10\log(N_{Ant})$ | Final PSD (dBm) | Limit (dBm) | Margin (dB) |
|------------------|-------------|-----------------|----------------|-----------------------|-----------------|-------------|-------------|
| MCS 8 | 38 | 5190 | -2.99 | 3.01 | 0.02 | 11.00 | -10.98 |
| | 46 | 5230 | 0.86 | 3.01 | 3.87 | 11.00 | -7.13 |
| MCS 11 | 38 | 5190 | -2.81 | 3.01 | 0.2 | 11.00 | -10.8 |
| | 46 | 5230 | 0.57 | 3.01 | 3.58 | 11.00 | -7.42 |
| MCS 15 | 38 | 5190 | -2.96 | 3.01 | 0.05 | 11.00 | -10.95 |
| | 46 | 5230 | 0.30 | 3.01 | 3.31 | 11.00 | -7.69 |

Modulation: 802.11n ht 40 MIMO_ch1

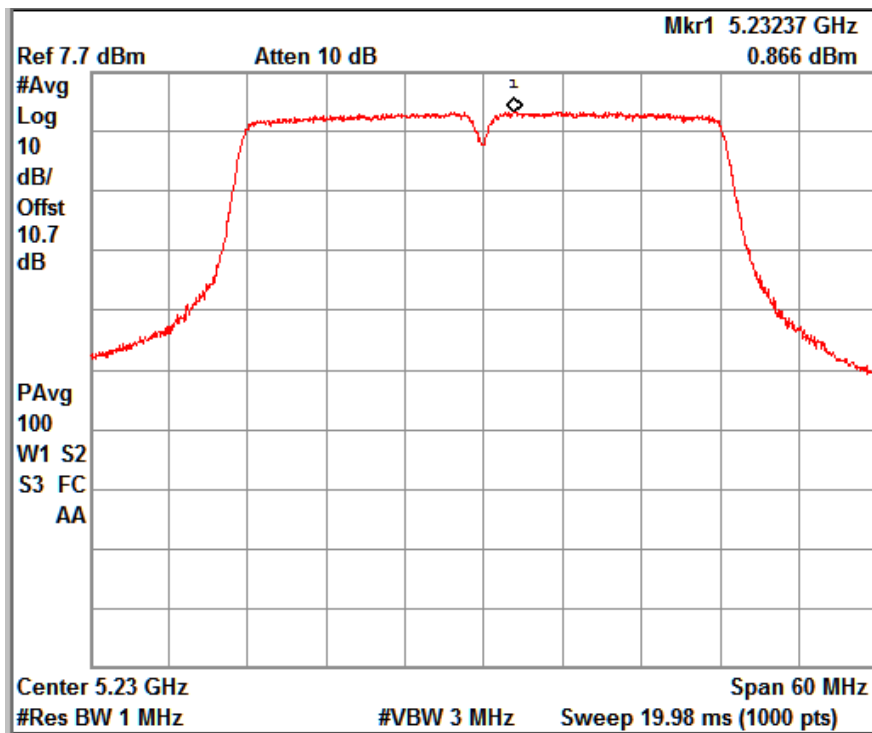
| Data Rate (Mbps) | Channel No. | Frequency (MHz) | CH 1 PSD (dBm) | Add $10\log(N_{Ant})$ | Final PSD (dBm) | Limit (dBm) | Margin (dB) |
|------------------|-------------|-----------------|----------------|-----------------------|-----------------|-------------|-------------|
| MCS 8 | 38 | 5190 | -2.59 | 3.01 | 0.42 | 11.00 | -10.58 |
| | 46 | 5230 | 1.58 | 3.01 | 4.59 | 11.00 | -6.41 |
| MCS 11 | 38 | 5190 | -2.46 | 3.01 | 0.55 | 11.00 | -10.45 |
| | 46 | 5230 | 0.74 | 3.01 | 3.75 | 11.00 | -7.25 |
| MCS 15 | 38 | 5190 | -2.77 | 3.01 | 0.24 | 11.00 | -10.76 |
| | 46 | 5230 | 0.24 | 3.01 | 3.25 | 11.00 | -7.75 |

www.tuv.com
Chain 0



Data Rate: MCS 8

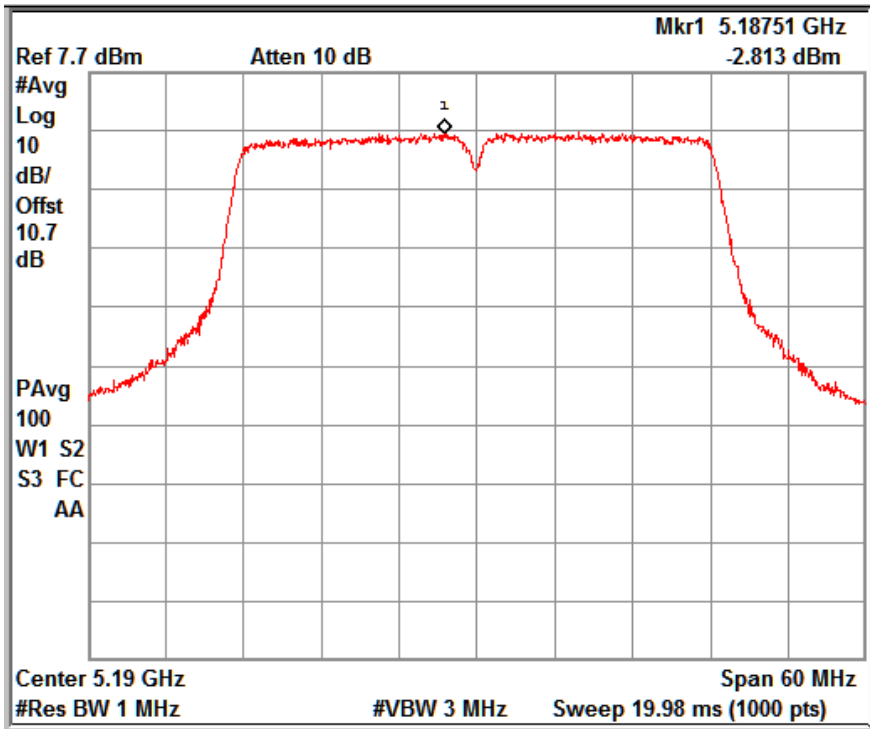
Channel Frequency: 5190MHz



Data Rate: MCS 8

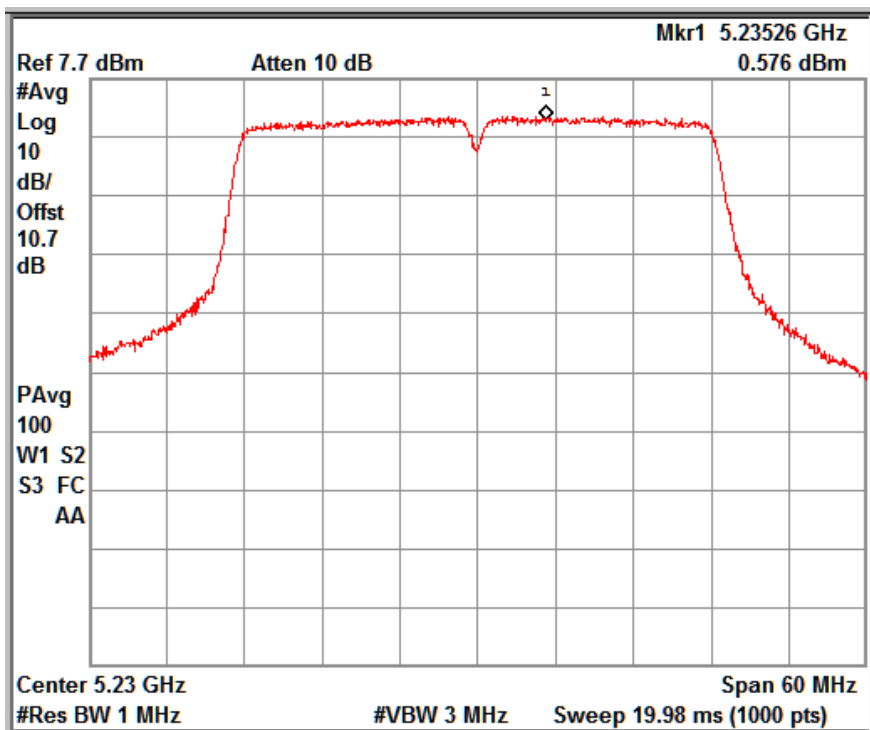
Channel Frequency: 5230MHz

www.tuv.com



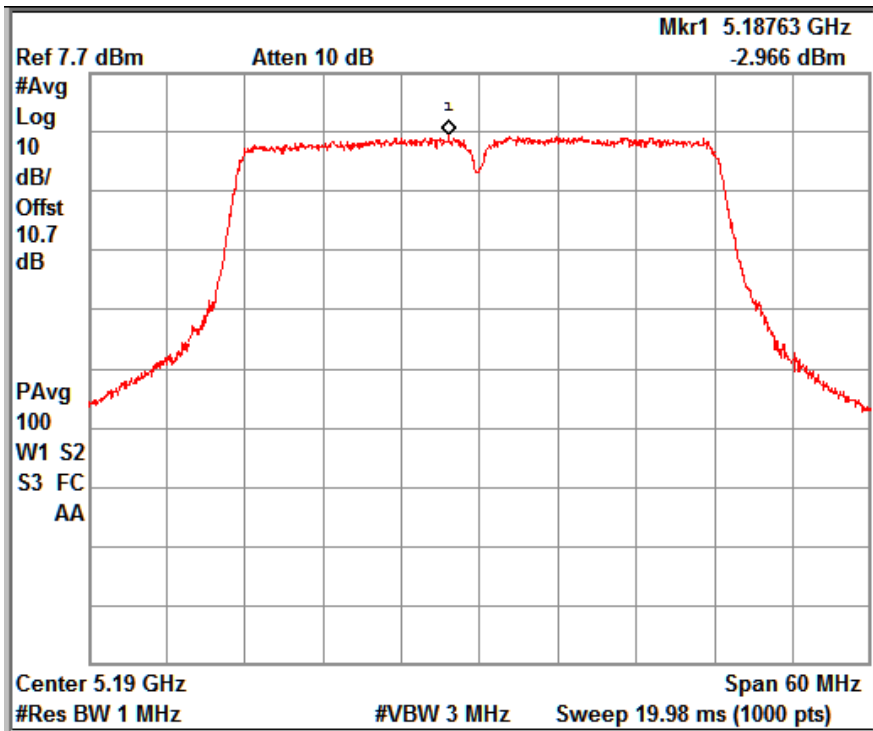
Data Rate: MCS 11

Channel Frequency: 5190MHz



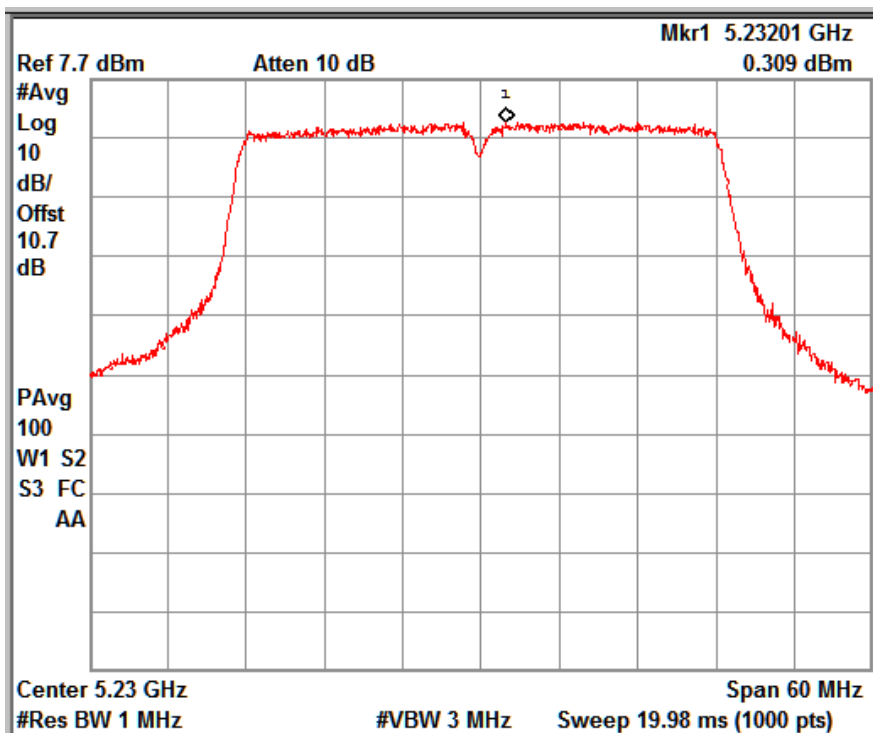
Data Rate: MCS 11

Channel Frequency: 5230MHz



Data Rate: MCS 15

Channel Frequency: 5190MHz

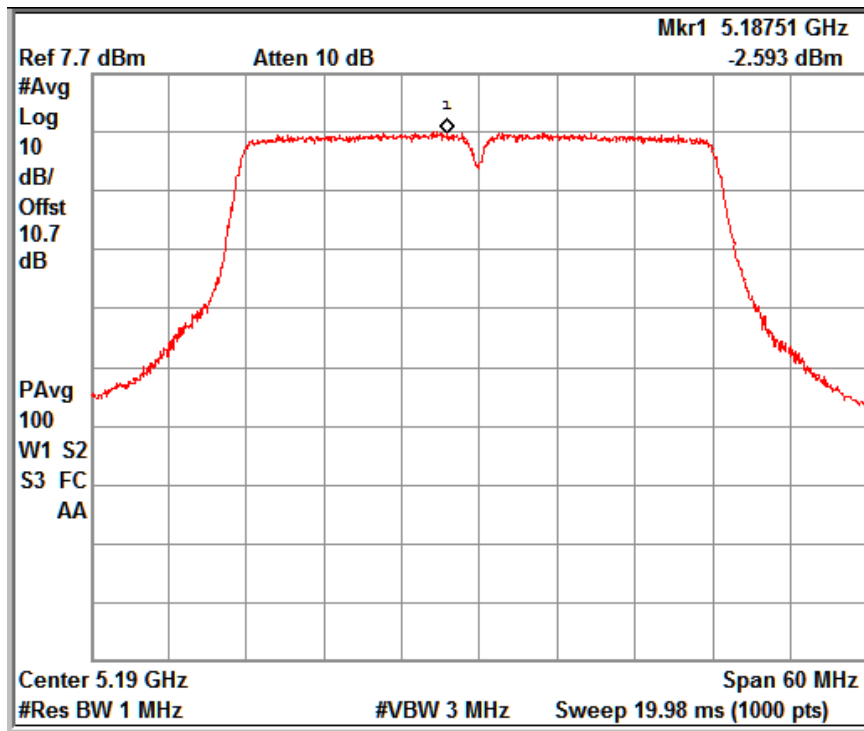


Data Rate: MCS 15

Channel Frequency: 5230MHz

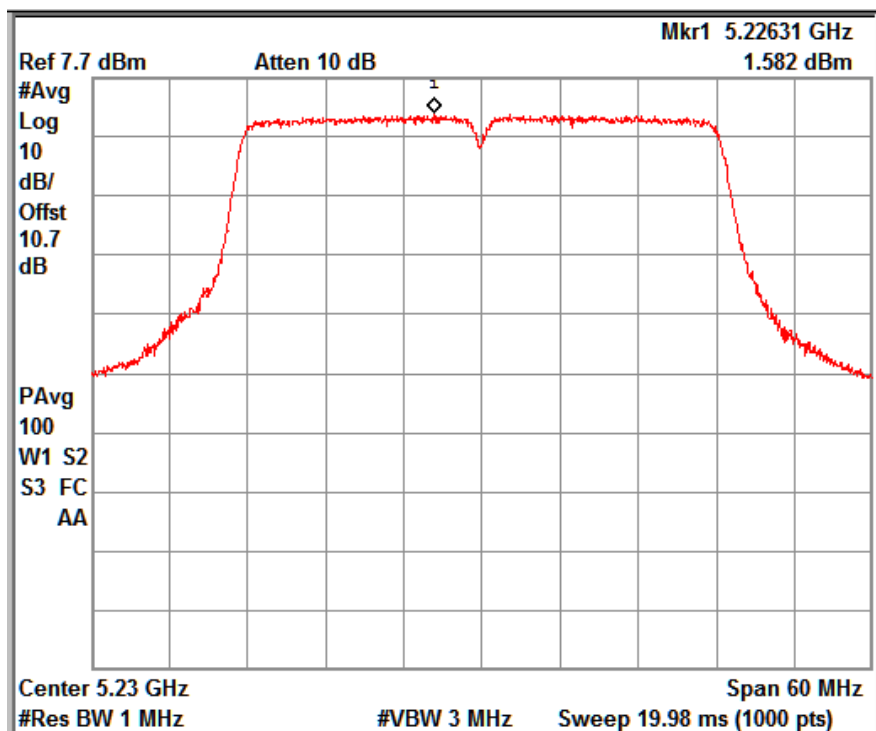
www.tuv.com

Chain 1



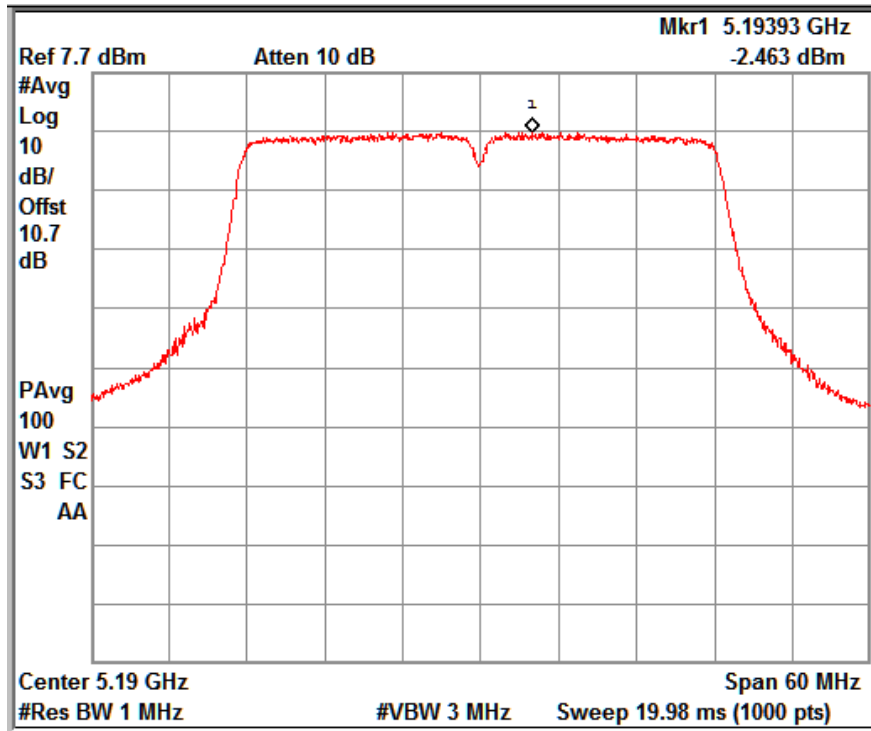
Data Rate: MCS 8

Channel Frequency: 5190MHz



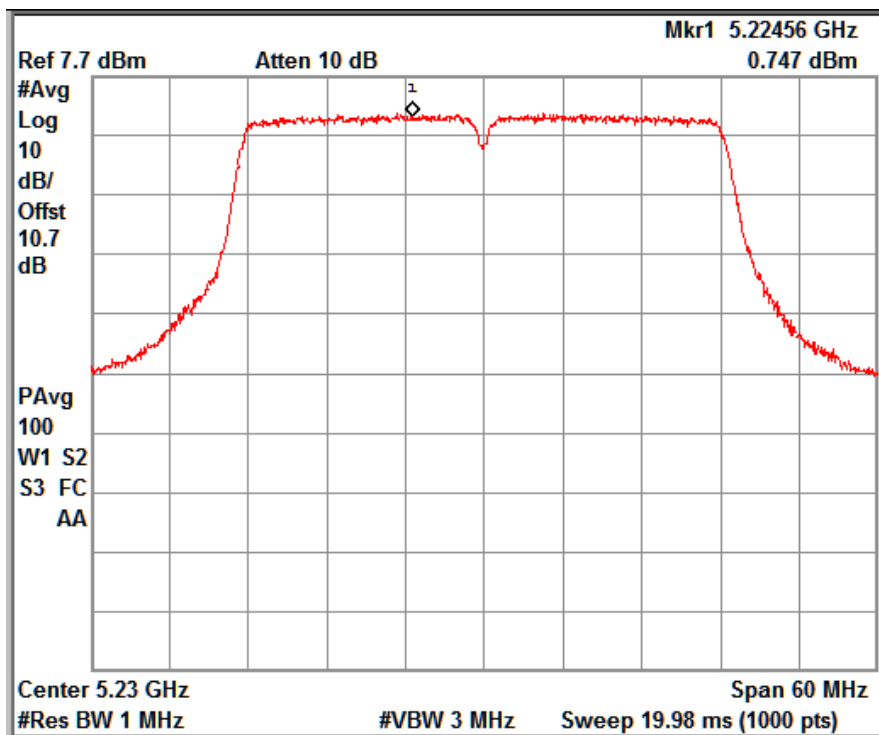
Data Rate: MCS 8

Channel Frequency: 5230MHz



Data Rate: MCS 11

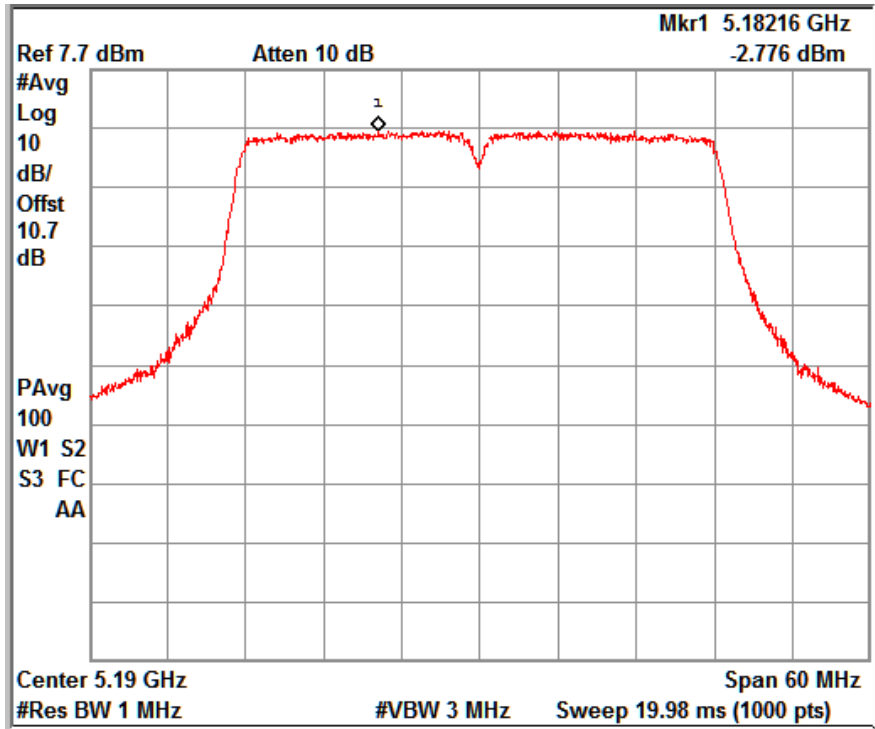
Channel Frequency: 5190MHz



Data Rate: MCS 11

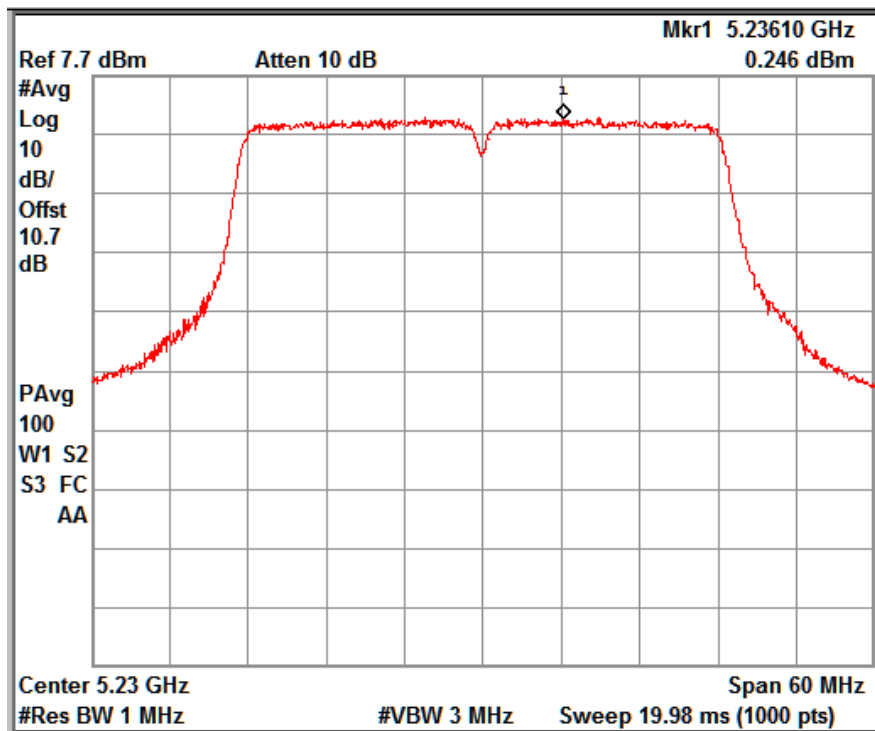
Channel Frequency: 5230MHz

www.tuv.com



Data Rate: MCS 15

Channel Frequency: 5190MHz



Data Rate: MCS 15

Channel Frequency: 5230MHz

www.tuv.com

**Radiated Spurious Emissions and
Restricted bands of operation**

Section 15.209 /15.205/15.407 (b) (6)

Result

Pass

| | |
|----------------------|---|
| Test Specification | FCC Part 15 Section 15.209 |
| Test Method | ANSI C63.10-2013 |
| Measurement Location | Semi Anechoic Chamber |
| Measuring Distance | 3m |
| Detection | QP for frequency below 1GHz, Peak/Average for frequency above 1GHz |
| Requirement | Should Comply with the limits stated in the below table. |

Limit for Radiated Emission of Section 15.209:

| Frequency (MHz) | Field strength (μV/m) | Field strength (dBμV/m) | Distance of Measurement (m) |
|-----------------|-----------------------|-------------------------|-----------------------------|
| 0.009 – 0.490 | 2400/F(kHz) | 48.50 – 13.80 | 300* |
| 0.490 – 1.705 | 24000/F(kHz) | 33.80 – 23.00 | 30* |
| 1.705 -30 | 30 | 29.54 | 30* |
| 30-88 | 100 | 40.0 | 3 |
| 88-216 | 150 | 43.5 | 3 |
| 216-960 | 200 | 46.0 | 3 |
| Above 960 | 500 | 54.0 | 3 |

Remark: * the limit shows in the table above of frequency range 0.009 – 0.490, 0.490 – 1.705 MHz and 1.705-30MHz is at 300 meter, 30 meter and 30 meter range respectively, which corresponds To 88,50 – 53.80, 53.80 – 43.00 and 49.5dBμV/m at 3m range by extrapolation calculation and The measurement of loop antenna

The emission limits shown in the above table are based on measurements employing a CISPR quasi-peak detector except for the frequency bands 9–90 kHz, 110–490 kHz and above 1000 MHz Radiated emission limits in these three bands are based on measurements employing an average detector.

www.tuv.com

Test results:

For frequencies Range 9 kHz – 30 MHz

No emissions were found in this frequency range.

For frequencies Range 30MHz – 1GHz

| Polarisation | Measured Frequency (MHz) | Measured Value (dBuv/m) | Limit (dBuv/m) | Margin (dB) |
|--------------|--------------------------|-------------------------|----------------|-------------|
| V | 30.24 | 33.10 | 40.00 | -06.90 |
| | 30.72 | 35.40 | 40.00 | -04.60 |
| | 31.87 | 38.54 | 40.00 | -01.46 |
| | 33.83 | 38.58 | 40.00 | -01.42 |
| | 39.63 | 32.91 | 40.00 | -07.09 |
| | 42.76 | 29.01 | 40.00 | -10.99 |
| | 45.27 | 21.03 | 40.00 | -18.97 |
| | 61.77 | 25.34 | 40.00 | -14.66 |
| | 66.76 | 29.68 | 40.00 | -10.32 |
| | 124.98 | 23.30 | 43.50 | -20.20 |
| H | 33.29 | 35.79 | 40.00 | -04.21 |
| | 115.94 | 33.01 | 43.50 | -10.49 |
| | 278.99 | 36.64 | 46.00 | -09.36 |

* - -> Fundamental Frequency

P-->Peak detector

AV-->Average Detector

www.tuv.com
Above 1GHz

Note: Test was performed on both the transmit chains and worst case results were from chain 1 and the respective results has been reported.

802.11 a mode 6Mbps

| Ch No./ Frequency | Frequency (MHz) | Polarization | Field Strength (dB μ V/m) | Limit (dB μ V/m) | Margin (dB) |
|----------------------|--------------------|--------------|-------------------------------------|-------------------------|-------------|
| 36 (5180MHz) | 5150 (Pk) | Vertical | 56.68 | 74 | -17.32 |
| | 5150 (Av) | | 43.22 | 54 | -10.78 |
| | 5180 (Pk) | | 109.02 | * | - |
| | 5180 (Av) | | 100.15 | * | - |
| | 10360 (Pk) | | 46.12 | 68.23 | -22.11 |
| | 10360 (Av) | | 37.87 | 54 | -16.13 |
| | Horizontal | 5150 (Pk) | 56.81 | 74 | -17.19 |
| | | 5150 (Av) | 44.23 | 54 | -09.77 |
| | | 5180 (Pk) | 110.19 | * | - |
| | | 5180 (Av) | 100.44 | * | - |
| | | 10360 (Pk) | 45.89 | 68.23 | -22.34 |
| | | 10360 (Av) | 38.12 | 54 | -15.88 |
| 48 (5240 MHz) | 10480 (Pk) | Vertical | 46.95 | 68.23 | -21.28 |
| | 10480 (Av) | Vertical | 38.94 | 54 | -15.06 |
| | 10480 (Pk) | Horizontal | 46.77 | 68.23 | -21.46 |
| | 10480 (Av) | Horizontal | 39.11 | 54 | -14.89 |

www.tuv.com
802.11 a mode 24Mbps

| Ch No./ Frequency | Frequency (MHz) | Polarization | Field Strength (dB μ V/m) | Limit (dB μ V/m) | Margin (dB) | | |
|----------------------|--------------------|--------------|-------------------------------------|-------------------------|-------------|-------|--------|
| 36 (5180MHz) | 5150 (Pk) | Vertical | 55.34 | 74 | -18.66 | | |
| | 5150 (Av) | | 43.04 | 54 | -10.96 | | |
| | 5180 (Pk) | | 109.5 | * | - | | |
| | 5180 (Av) | | 99.16 | * | - | | |
| | 10360 (Pk) | | 48.48 | 68.23 | -19.75 | | |
| | 10360 (Av) | | 44.39 | 54 | -9.61 | | |
| | 5150 (Pk) | Horizontal | 56.37 | 74 | -17.63 | | |
| | 5150 (Av) | | 43.2 | 54 | -10.8 | | |
| | 5180 (Pk) | | 109.68 | * | - | | |
| | 5180 (Av) | | 99.63 | * | - | | |
| | 10360 (Pk) | | 46.98 | 68.23 | -21.25 | | |
| | 10360 (Av) | | 46.45 | 54 | -7.55 | | |
| | 48 (5240 MHz) | | 10480 (Pk) | Vertical | 47.38 | 68.23 | -20.85 |
| | | | 10480 (Av) | Vertical | 45.83 | 54 | -8.17 |
| 10480 (Pk) | | Horizontal | 47.35 | 68.23 | -20.88 | | |
| 10480 (Av) | | Horizontal | 39.03 | 54 | -14.97 | | |

www.tuv.com

802.11 a mode 54Mbps

| Ch No./ Frequency | Frequency (MHz) | Polarization | Field Strength (dB μ V/m) | Limit (dB μ V/m) | Margin (dB) |
|----------------------|--------------------|--------------|-------------------------------------|-------------------------|-------------|
| 36 (5180MHz) | 5150 (Pk) | Vertical | 55.79 | 74 | -18.21 |
| | 5150 (Av) | | 41.71 | 54 | -12.29 |
| | 5180 (Pk) | | 109.12 | * | - |
| | 5180 (Av) | | 97.77 | * | - |
| | 10360 (Pk) | | 45.67 | 68.23 | -22.56 |
| | 10360 (Av) | | 44.83 | 54 | -9.17 |
| | Horizontal | 5150 (Pk) | 56.59 | 74 | -17.41 |
| | | 5150 (Av) | 42.87 | 54 | -11.13 |
| | | 5180 (Pk) | 110.43 | * | - |
| | | 5180 (Av) | 98.39 | * | - |
| | | 10360 (Pk) | 46.13 | 68.23 | -22.1 |
| | | 10360 (Av) | 38.95 | 54 | -15.05 |
| 48 (5240 MHz) | 10480 (Pk) | Vertical | 47.49 | 68.23 | -20.74 |
| | 10480 (Av) | | 45.97 | 54 | -8.03 |
| | 10480 (Pk) | Horizontal | 48.05 | 68.23 | -20.18 |
| | 10480 (Av) | | 40.76 | 54 | -13.24 |

802.11 ac mode MCS 0

| Ch No./ Frequency | Frequency (MHz) | Polarization | Field Strength (dB μ V/m) | Limit (dB μ V/m) | Margin (dB) |
|----------------------|--------------------|--------------|-------------------------------------|-------------------------|-------------|
| 36 (5180MHz) | 5150 (Pk) | Vertical | 52.92 | 74 | -21.08 |
| | 5150 (Av) | | 41.87 | 54 | -12.13 |
| | 5180 (Pk) | | 105.58 | * | - |
| | 5180 (Av) | | 96.22 | * | - |
| | 10360 (Pk) | | 45.92 | 68.23 | -22.31 |
| | 10360 (Av) | | 39.34 | 54 | -14.66 |
| | 5150 (Pk) | Horizontal | 59.14 | 74 | -14.86 |
| | 5150 (Av) | | 45.39 | 54 | -8.61 |
| | 5180 (Pk) | | 110.37 | * | - |
| | 5180 (Av) | | 100.36 | * | - |
| | 10360 (Pk) | | 44.26 | 68.23 | -23.97 |
| | 10360 (Av) | | 39.67 | 54 | -14.33 |
| 48 (5240MHz) | 10480 (Pk) | Vertical | 46.3 | 68.23 | -21.93 |
| | 10480 (Av) | | 40.13 | 54 | -13.87 |
| | 10480 (Pk) | Horizontal | 47.92 | 68.23 | -20.31 |
| | 10480 (Av) | | 40.13 | 54 | -13.87 |

www.tuv.com

802.11 ac mode MCS 4

| Ch No./ Frequency | Frequency (MHz) | Polarization | Field Strength (dB μ V/m) | Limit (dB μ V/m) | Margin (dB) | |
|----------------------|--------------------|--------------|-------------------------------------|-------------------------|-------------|--------|
| 36 (5180MHz) | 5150 (Pk) | Vertical | 52.36 | 74 | -21.64 | |
| | 5150 (Av) | | 41.92 | 54 | -12.08 | |
| | 5180 (Pk) | | 106.05 | * | - | |
| | 5180 (Av) | | 96.52 | * | - | |
| | 10360 (Pk) | | 45.69 | 68.23 | -22.54 | |
| | 10360 (Av) | | 40.18 | 54 | -13.82 | |
| | 5150 (Pk) | Horizontal | 56.25 | 74 | -17.75 | |
| | 5150 (Av) | | 44.74 | 54 | -9.26 | |
| | 5180 (Pk) | | 111.04 | * | - | |
| | 5180 (Av) | | 100.84 | * | - | |
| | 10360 (Pk) | | 46.76 | 68.23 | -21.47 | |
| | 10360 (Av) | | 39.83 | 54 | -14.17 | |
| | 48 (5240MHz) | 10480 (Pk) | Vertical | 46.76 | 68.23 | -21.47 |
| | | 10480 (Av) | | 41.43 | 54 | -12.57 |
| 10480 (Pk) | | Horizontal | 48.38 | 68.23 | -19.85 | |
| 10480 (Av) | | | 41.27 | 54 | -12.73 | |

www.tuv.com

802.11 ac mode MCS 7

| Ch No./ Frequency | Frequency (MHz) | Polarization | Field Strength (dB μ V/m) | Limit (dB μ V/m) | Margin (dB) | |
|----------------------|--------------------|--------------|-------------------------------------|-------------------------|-------------|--------|
| 36 (5180MHz) | 5150 (Pk) | Vertical | 51.99 | 74 | -22.01 | |
| | 5150 (Av) | | 40.37 | 54 | -13.63 | |
| | 5180 (Pk) | | 105.37 | * | - | |
| | 5180 (Av) | | 95.1 | * | - | |
| | 10360 (Pk) | | 45.95 | 68.23 | -22.28 | |
| | 10360 (Av) | | 41.23 | 54 | -12.77 | |
| | 5150 (Pk) | Horizontal | 55.55 | 74 | -18.45 | |
| | 5150 (Av) | | 43.25 | 54 | -10.75 | |
| | 5180 (Pk) | | 110.29 | * | - | |
| | 5180 (Av) | | 99.53 | * | - | |
| | 10360 (Pk) | | 45.86 | 68.23 | -22.37 | |
| | 10360 (Av) | | 39.85 | 54 | -14.15 | |
| | 48 (5240MHz) | 10480 (Pk) | Vertical | 46.31 | 68.23 | -21.92 |
| | | 10480 (Av) | | 42.45 | 54 | -11.55 |
| 10480 (Pk) | | Horizontal | 47.93 | 68.23 | -20.30 | |
| 10480 (Av) | | | 40.58 | 54 | -13.42 | |

www.tuv.com
VHT 40
802.11 ac mode MCS 0

| Ch No./ Frequency | Frequency (MHz) | Polarization | Field Strength (dB μ V/m) | Limit (dB μ V/m) | Margin (dB) | |
|----------------------|--------------------|--------------|-------------------------------------|-------------------------|-------------|--------|
| 38 (5190MHz) | 5150 (Pk) | Vertical | 60.75 | 74 | -13.25 | |
| | 5150 (Av) | | 47.64 | 54 | -6.36 | |
| | 5190 (Pk) | | 102.62 | * | - | |
| | 5190 (Av) | | 93.98 | * | - | |
| | 10380 (Pk) | | 45.7 | 68.23 | -22.53 | |
| | 10380 (Av) | | 37.49 | 54 | -16.51 | |
| | 5150 (Pk) | Horizontal | 65.52 | 74 | -8.48 | |
| | 5150 (Av) | | 52.53 | 54 | -1.47 | |
| | 5190 (Pk) | | 106.99 | * | - | |
| | 5190 (Av) | | 98.19 | * | - | |
| | 10380 (Pk) | | 45.27 | 68.23 | -22.96 | |
| | 10380 (Av) | | 36.86 | 54 | -17.14 | |
| | 46 (5230MHz) | 10460 (Pk) | Vertical | 46.47 | 68.23 | -21.76 |
| | | 10460 (Av) | | 40.18 | 54 | -13.82 |
| 10460 (Pk) | | Horizontal | 46.95 | 68.23 | -21.28 | |
| 10460 (Av) | | | 37.17 | 54 | -16.83 | |

www.tuv.com

802.11 ac mode MCS 4

| Ch No./ Frequency | Frequency (MHz) | Polarization | Field Strength (dB μ V/m) | Limit (dB μ V/m) | Margin (dB) | |
|----------------------|--------------------|--------------|-------------------------------------|-------------------------|-------------|--------|
| 38 (5190MHz) | 5150 (Pk) | Vertical | 60.99 | 74 | -13.01 | |
| | 5150 (Av) | | 48.29 | 54 | -5.71 | |
| | 5190 (Pk) | | 104.91 | * | - | |
| | 5190 (Av) | | 93.3 | * | - | |
| | 10380 (Pk) | | 45.41 | 68.23 | -22.82 | |
| | 10380 (Av) | | 38.42 | 54 | -15.58 | |
| | 5150 (Pk) | Horizontal | 66.71 | 74 | -7.29 | |
| | 5150 (Av) | | 52.76 | 54 | -1.24 | |
| | 5190 (Pk) | | 108.98 | * | - | |
| | 5190 (Av) | | 97.9 | * | - | |
| | 10380 (Pk) | | 44.38 | 68.23 | -23.85 | |
| | 10380 (Av) | | 37.96 | 54 | -16.04 | |
| | 46 (5230MHz) | 10460 (Pk) | Vertical | 46.18 | 68.23 | -22.05 |
| | | 10460 (Av) | | 39.03 | 54 | -14.97 |
| 10460 (Pk) | | Horizontal | 47.18 | 68.23 | -21.05 | |
| 10460 (Av) | | | 38.7 | 54 | -15.3 | |

www.tuv.com

802.11 ac mode MCS 7

| Ch No./ Frequency | Frequency (MHz) | Polarization | Field Strength (dB μ V/m) | Limit (dB μ V/m) | Margin (dB) |
|----------------------|--------------------|--------------|-------------------------------------|-------------------------|-------------|
| 38 (5190MHz) | 5150 (Pk) | Vertical | 59.61 | 74 | -14.39 |
| | 5150 (Av) | | 47.52 | 54 | -6.48 |
| | 5190 (Pk) | | 103.29 | * | - |
| | 5190 (Av) | | 93.45 | * | - |
| | 10380 (Pk) | | 44.94 | 68.23 | -23.29 |
| | 10380 (Av) | | 38.59 | 54 | -15.41 |
| | 5150 (Pk) | Horizontal | 63.47 | 74 | -10.53 |
| | 5150 (Av) | | 52.01 | 54 | -1.99 |
| | 5190 (Pk) | | 107.9 | * | - |
| | 5190 (Av) | | 97.78 | * | - |
| | 10380 (Pk) | | 45.62 | 68.23 | -22.61 |
| | 10380 (Av) | | 39.86 | 54 | -14.14 |
| 46 (5230MHz) | 10460 (Pk) | Vertical | 46.98 | 68.23 | -21.25 |
| | 10460 (Av) | | 40.47 | 54 | -13.53 |
| | 10460 (Pk) | Horizontal | 47.56 | 68.23 | -20.67 |
| | 10460 (Av) | | 39.76 | 54 | -14.24 |

www.tuv.com
VHT 80

802.11 ac mode MCS 0

| Ch No./ Frequency | Frequency (MHz) | Polarization | Field Strength (dB μ V/m) | Limit (dB μ V/m) | Margin (dB) |
|----------------------|--------------------|--------------|-------------------------------------|-------------------------|-------------|
| 42 (5210MHz) | 5150 (Pk) | Vertical | 57.36 | 74 | -16.64 |
| | 5150 (Av) | | 46.86 | 54 | -7.14 |
| | 5210 (Pk) | | 98.21 | * | - |
| | 5210 (Av) | | 88.12 | * | - |
| | 10420(Pk) | | 46.79 | 74 | -27.21 |
| | 10420(Av) | | 39.57 | 54 | -14.43 |
| | 5150 (Pk) | Horizontal | 62.38 | 74 | -11.62 |
| | 5150 (Av) | | 51.76 | 54 | -2.24 |
| | 5210 (Pk) | | 102.65 | * | - |
| | 5210 (Av) | | 93.57 | * | - |
| | 10420(Pk) | | 47.37 | 74 | -26.63 |
| | 10420(Av) | | 38.07 | 54 | -15.93 |

www.tuv.com

802.11 ac mode MCS 4

| Ch No./ Frequency | Frequency (MHz) | Polarization | Field Strength (dB μ V/m) | Limit (dB μ V/m) | Margin (dB) |
|----------------------|--------------------|--------------|-------------------------------------|-------------------------|-------------|
| 42 (5210MHz) | 5150 (Pk) | Vertical | 56.89 | 74 | -17.11 |
| | 5150 (Av) | | 47.39 | 54 | -6.61 |
| | 5210 (Pk) | | 98.77 | * | - |
| | 5210 (Av) | | 88.33 | * | - |
| | 10420(Pk) | | 47.09 | 68.23 | -21.14 |
| | 10420(Av) | | 39.02 | 54 | -14.98 |
| | 5150 (Pk) | Horizontal | 62.03 | 74 | -11.97 |
| | 5150 (Av) | | 51.22 | 54 | -2.78 |
| | 5210 (Pk) | | 103.81 | * | - |
| | 5210 (Av) | | 93.11 | * | - |
| | 10420(Pk) | | 47.18 | 68.23 | -21.05 |
| | 10420(Av) | | 39.28 | 54 | -14.72 |

www.tuv.com

802.11 ac mode MCS 9

| Ch No./ Frequency | Frequency (MHz) | Polarization | Field Strength (dB μ V/m) | Limit (dB μ V/m) | Margin (dB) |
|----------------------|--------------------|--------------|----------------------------------|-------------------------|-------------|
| 42 (5210MHz) | 5150 (Pk) | Vertical | 55.05 | 74 | -18.95 |
| | 5150 (Av) | | 44.47 | 54 | -9.53 |
| | 5210 (Pk) | | 97.44 | * | - |
| | 5210 (Av) | | 86.39 | * | - |
| | 10420(Pk) | | 47.97 | 74 | -26.03 |
| | 10420(Av) | | 40.27 | 54 | -13.73 |
| | 5150 (Pk) | Horizontal | 60.78 | 74 | -13.22 |
| | 5150 (Av) | | 48.36 | 54 | -5.64 |
| | 5210 (Pk) | | 101.85 | * | - |
| | 5210 (Av) | | 91.3 | * | - |
| | 10420(Pk) | | 48.04 | 74 | -25.96 |
| | 10420(Av) | | 40.14 | 54 | -13.86 |

www.tuv.com

VHT 20 MIMO
802.11 ac mode MCS 8

| Ch No./ Frequency | Frequency (MHz) | Polarization | Field Strength (dB μ V/m) | Limit (dB μ V/m) | Margin (dB) | | |
|----------------------|--------------------|--------------|----------------------------------|-------------------------|-------------|-------|--------|
| 36 (5180MHz) | 5150 (Pk) | Vertical | 52.37 | 74 | -21.63 | | |
| | 5150 (Av) | | 41.43 | 54 | -12.57 | | |
| | 5180 (Pk) | | 108.82 | * | - | | |
| | 5180 (Av) | | 99.48 | * | - | | |
| | 10360 (Pk) | | 47.54 | 68.23 | -20.69 | | |
| | 10360 (Av) | | 45.38 | 54 | -8.62 | | |
| | 5150 (Pk) | Horizontal | 56.51 | 74 | -17.49 | | |
| | 5150 (Av) | | 43.98 | 54 | -10.02 | | |
| | 5180 (Pk) | | 112.5 | * | - | | |
| | 5180 (Av) | | 101.88 | * | - | | |
| | 10360 (Pk) | | 44.83 | 68.23 | -23.4 | | |
| | 10360 (Av) | | 46.87 | 54 | -7.13 | | |
| | 48 (5240MHz) | | 10480(Pk) | Vertical | 46.68 | 68.23 | -21.55 |
| | | | 10480(Av) | | 38.94 | 54 | -15.06 |
| 10480(Pk) | | Horizontal | 46.62 | 68.23 | -21.61 | | |
| 10480(Av) | | | 45.36 | 54 | -8.64 | | |

www.tuv.com
802.11 ac mode MCS 11

| Ch No./ Frequency | Frequency (MHz) | Polarization | Field Strength (dB μ V/m) | Limit (dB μ V/m) | Margin (dB) | |
|----------------------|--------------------|--------------|----------------------------------|-------------------------|-------------|--------|
| 36 (5180MHz) | 5150 (Pk) | Vertical | 51.22 | 74 | -22.78 | |
| | 5150 (Av) | | 40.73 | 54 | -13.27 | |
| | 5180 (Pk) | | 106.72 | * | - | |
| | 5180 (Av) | | 98.02 | * | - | |
| | 10360 (Pk) | | 46.39 | 68.23 | -21.84 | |
| | 10360 (Av) | | 44.83 | 54 | -9.17 | |
| | 5150 (Pk) | Horizontal | 53.26 | 74 | -20.74 | |
| | 5150 (Av) | | 42.01 | 54 | -11.99 | |
| | 5180 (Pk) | | 109.2 | * | - | |
| | 5180 (Av) | | 99.59 | * | - | |
| | 10360 (Pk) | | 46.96 | 68.23 | -21.27 | |
| | 10360 (Av) | | 45.36 | 54 | -8.64 | |
| | 48 (5240MHz) | 10480(Pk) | Vertical | 47.63 | 68.23 | -20.6 |
| | | 10480(Av) | | 39.02 | 54 | -14.98 |
| 10480(Pk) | | Horizontal | 47.37 | 68.23 | -20.86 | |
| 10480(Av) | | | 46.08 | 54 | -7.92 | |

www.tuv.com

802.11 ac mode MCS 15

| Ch No./ Frequency | Frequency (MHz) | Polarization | Field Strength (dB μ V/m) | Limit (dB μ V/m) | Margin (dB) | |
|----------------------|--------------------|--------------|----------------------------------|-------------------------|-------------|--------|
| 36 (5180MHz) | 5150 (Pk) | Vertical | 51.08 | 74 | -22.92 | |
| | 5150 (Av) | | 39.82 | 54 | -14.18 | |
| | 5180 (Pk) | | 106.23 | * | - | |
| | 5180 (Av) | | 96.71 | * | - | |
| | 10360 (Pk) | | 47.64 | 68.23 | -20.59 | |
| | 10360 (Av) | | 46.86 | 54 | -7.14 | |
| | 5150 (Pk) | Horizontal | 51.96 | 74 | -22.04 | |
| | 5150 (Av) | | 40.38 | 54 | -13.62 | |
| | 5180 (Pk) | | 107.31 | * | - | |
| | 5180 (Av) | | 97.63 | * | - | |
| | 10360 (Pk) | | 47.39 | 68.23 | -20.84 | |
| | 10360 (Av) | | 44.17 | 54 | -9.83 | |
| | 48 (5240MHz) | 10480(Pk) | Vertical | 46.28 | 68.23 | -21.95 |
| | | 10480(Av) | | 38.75 | 54 | -15.25 |
| 10480(Pk) | | Horizontal | 46.83 | 68.23 | -21.4 | |
| 10480(Av) | | | 45.82 | 54 | -8.18 | |

www.tuv.com
VHT 40 MIMO
802.11 ac mode MCS 8

| Ch No./ Frequency | Frequency (MHz) | Polarization | Field Strength (dB μ V/m) | Limit (dB μ V/m) | Margin (dB) | | |
|----------------------|--------------------|--------------|----------------------------------|-------------------------|-------------|-------|--------|
| 38 (5190MHz) | 5150 (Pk) | Vertical | 53.57 | 74 | -20.43 | | |
| | 5150 (Av) | | 41.24 | 54 | -12.76 | | |
| | 5190 (Pk) | | 103.1 | * | - | | |
| | 5190 (Av) | | 92.74 | * | - | | |
| | 10380 (Pk) | | 45.97 | 68.23 | -22.26 | | |
| | 10380 (Av) | | 40.65 | 54 | -13.35 | | |
| | 5150 (Pk) | Horizontal | 57.61 | 74 | -16.39 | | |
| | 5150 (Av) | | 45.72 | 54 | -8.28 | | |
| | 5190 (Pk) | | 104.79 | * | - | | |
| | 5190 (Av) | | 94.53 | * | - | | |
| | 10380 (Pk) | | 46.38 | 68.23 | -21.85 | | |
| | 10380 (Av) | | 40.04 | 54 | -13.96 | | |
| | 46 (5230MHz) | | 10460(Pk) | Vertical | 46.38 | 68.23 | -21.85 |
| | | | 10460(Av) | | 40.86 | 54 | -13.14 |
| 10460(Pk) | | Horizontal | 46.93 | 68.23 | -21.3 | | |
| 10460(Av) | | | 40.48 | 54 | -13.52 | | |

www.tuv.com
802.11 ac mode MCS 11

| Ch No./ Frequency | Frequency (MHz) | Polarization | Field Strength (dB μ V/m) | Limit (dB μ V/m) | Margin (dB) | |
|----------------------|-----------------|--------------|-------------------------------------|-------------------------|-------------|--------|
| 38 (5190MHz) | 5150 (Pk) | Vertical | 54.37 | 74 | -19.63 | |
| | 5150 (Av) | | 42.79 | 54 | -11.21 | |
| | 5190 (Pk) | | 102.42 | * | - | |
| | 5190 (Av) | | 92.5 | * | - | |
| | 10380 (Pk) | | 45.78 | 68.23 | -22.45 | |
| | 10380 (Av) | | 41.9 | 54 | -12.1 | |
| | 38 (5190MHz) | 5150 (Pk) | Horizontal | 54.3 | 74 | -19.7 |
| | | 5150 (Av) | | 43.79 | 54 | -10.21 |
| | | 5190 (Pk) | | 102.79 | * | - |
| | | 5190 (Av) | | 93.32 | * | - |
| | | 10380 (Pk) | | 45.39 | 68.23 | -22.84 |
| | | 10380 (Av) | | 39.48 | 54 | -14.52 |
| 46 (5230MHz) | 10460(Pk) | Vertical | 47.96 | 68.23 | -20.27 | |
| | 10460(Av) | | 41.6 | 54 | -12.4 | |
| | 10460(Pk) | Horizontal | 47.44 | 68.23 | -20.79 | |
| | 10460(Av) | | 41.63 | 54 | -12.37 | |

www.tuv.com

802.11 ac mode MCS 15

| Ch No./ Frequency | Frequency (MHz) | Polarization | Field Strength (dB μ V/m) | Limit (dB μ V/m) | Margin (dB) | |
|----------------------|--------------------|--------------|----------------------------------|-------------------------|-------------|--------|
| 38 (5190MHz) | 5150 (Pk) | Vertical | 54.26 | 74 | -19.74 | |
| | 5150 (Av) | | 42.88 | 54 | -11.12 | |
| | 5190 (Pk) | | 102.62 | * | - | |
| | 5190 (Av) | | 92.24 | * | - | |
| | 10380 (Pk) | | 46.73 | 68.23 | -21.5 | |
| | 10380 (Av) | | 40.53 | 54 | -13.47 | |
| | 5150 (Pk) | Horizontal | 57.99 | 74 | -16.01 | |
| | 5150 (Av) | | 43.47 | 54 | -10.53 | |
| | 5190 (Pk) | | 103.48 | * | - | |
| | 5190 (Av) | | 92.38 | * | - | |
| | 10380 (Pk) | | 46.39 | 68.23 | -21.84 | |
| | 10380 (Av) | | 41.74 | 54 | -12.26 | |
| | 46 (5230MHz) | 10460(Pk) | Vertical | 46.03 | 68.23 | -22.2 |
| | | 10460(Av) | | 40.37 | 54 | -13.63 |
| 10460(Pk) | | Horizontal | 45.85 | 68.23 | -22.38 | |
| 10460(Av) | | | 40.48 | 54 | -13.52 | |

www.tuv.com
 HT 20 SISO
 802.11 n mode MCS 0

| Ch No./ Frequency | Frequency (MHz) | Polarization | Field Strength (dB μ V/m) | Limit (dB μ V/m) | Margin (dB) | |
|----------------------|--------------------|--------------|----------------------------------|-------------------------|-------------|--------|
| 36 (5180MHz) | 5150 (Pk) | Vertical | 53.01 | 74 | -20.99 | |
| | 5150 (Av) | | 41.69 | 54 | -12.31 | |
| | 5180 (Pk) | | 105.29 | * | - | |
| | 5180 (Av) | | 95.43 | * | - | |
| | 10360 (Pk) | | 45.48 | 68.23 | -22.75 | |
| | 10360 (Av) | | 41.04 | 54 | -12.96 | |
| | 5150 (Pk) | Horizontal | 57.57 | 74 | -16.43 | |
| | 5150 (Av) | | 44.27 | 54 | -9.73 | |
| | 5180 (Pk) | | 109.54 | * | - | |
| | 5180 (Av) | | 99.79 | * | - | |
| | 10360 (Pk) | | 45.48 | 68.23 | -22.75 | |
| | 10360 (Av) | | 41.78 | 54 | -12.22 | |
| | 48 (5240MHz) | 10480(Pk) | Vertical | 47.56 | 68.23 | -20.67 |
| | | 10480(Av) | | 42.68 | 54 | -11.32 |
| 10480(Pk) | | Horizontal | 47.74 | 68.23 | -20.49 | |
| 10480(Av) | | | 43.95 | 54 | -10.05 | |

www.tuv.com

802.11 n mode MCS 4

| Ch No./ Frequency | Frequency (MHz) | Polarization | Field Strength (dB μ V/m) | Limit (dB μ V/m) | Margin (dB) | | |
|----------------------|--------------------|--------------|----------------------------------|-------------------------|-------------|-------|-------|
| 36 (5180MHz) | 5150 (Pk) | Vertical | 52.78 | 74 | -21.22 | | |
| | 5150 (Av) | | 42.24 | 54 | -11.76 | | |
| | 5180 (Pk) | | 106.59 | * | - | | |
| | 5180 (Av) | | 96.27 | * | - | | |
| | 10360 (Pk) | | 46.31 | 68.23 | -21.92 | | |
| | 10360 (Av) | | 44.53 | 54 | -9.47 | | |
| | 5150 (Pk) | Horizontal | 55.81 | 74 | -18.19 | | |
| | 5150 (Av) | | 44.69 | 54 | -9.31 | | |
| | 5180 (Pk) | | 109.64 | * | - | | |
| | 5180 (Av) | | 99.93 | * | - | | |
| | 10360 (Pk) | | 46.17 | 68.23 | -22.06 | | |
| | 10360 (Av) | | 42.58 | 54 | -11.42 | | |
| | 48 (5240MHz) | | 10480(Pk) | Vertical | 47.23 | 68.23 | -21 |
| | | | 10480(Av) | | 45.08 | 54 | -8.92 |
| 10480(Pk) | | Horizontal | 47.42 | 68.23 | -20.81 | | |
| 10480(Av) | | | 43.67 | 54 | -10.33 | | |

www.tuv.com

802.11 n mode MCS 7

| Ch No./ Frequency | Frequency (MHz) | Polarization | Field Strength (dB μ V/m) | Limit (dB μ V/m) | Margin (dB) | |
|----------------------|--------------------|--------------|-------------------------------------|-------------------------|-------------|--------|
| 36 (5180MHz) | 5150 (Pk) | Vertical | 53.58 | 74 | -20.42 | |
| | 5150 (Av) | | 40.66 | 54 | -13.34 | |
| | 5180 (Pk) | | 105.9 | * | - | |
| | 5180 (Av) | | 94.81 | * | - | |
| | 10360 (Pk) | | 46.23 | 68.23 | -22 | |
| | 10360 (Av) | | 43.87 | 54 | -10.13 | |
| | 36 (5180MHz) | 5150 (Pk) | Horizontal | 54.35 | 74 | -19.65 |
| | | 5150 (Av) | | 43.1 | 54 | -10.9 |
| | | 5180 (Pk) | | 109.46 | * | - |
| | | 5180 (Av) | | 99.06 | * | - |
| | | 10360 (Pk) | | 46.14 | 68.23 | -22.09 |
| | | 10360 (Av) | | 42.42 | 54 | -11.58 |
| 48 (5240MHz) | 10480(Pk) | Vertical | 47.02 | 68.23 | -21.21 | |
| | 10480(Av) | | 44.83 | 54 | -9.17 | |
| | 10480(Pk) | Horizontal | 46.43 | 68.23 | -21.8 | |
| | 10480(Av) | | 42.17 | 54 | -11.83 | |

www.tuv.com
 HT 20 MIMO
 802.11 n mode MCS 8

| Ch No./ Frequency | Frequency (MHz) | Polarization | Field Strength (dB μ V/m) | Limit (dB μ V/m) | Margin (dB) |
|----------------------|--------------------|--------------|----------------------------------|-------------------------|-------------|
| 36 (5180MHz) | 5150 (Pk) | Vertical | 53.08 | 74 | -20.92 |
| | 5150 (Av) | | 41.65 | 54 | -12.35 |
| | 5180 (Pk) | | 108.14 | * | - |
| | 5180 (Av) | | 97.21 | * | - |
| | 10360 (Pk) | | 47.55 | 68.23 | -20.68 |
| | 10360 (Av) | | 41.97 | 54 | -12.03 |
| | 5150 (Pk) | Horizontal | 54 | 74 | -20 |
| | 5150 (Av) | | 42.43 | 54 | -11.57 |
| | 5180 (Pk) | | 109.4 | * | - |
| | 5180 (Av) | | 98.74 | * | - |
| | 10360 (Pk) | | 47.27 | 68.23 | -20.96 |
| | 10360 (Av) | | 41.54 | 54 | -12.46 |

www.tuv.com
802.11 n mode MCS 11

| Ch No./ Frequency | Frequency (MHz) | Polarization | Field Strength (dB μ V/m) | Limit (dB μ V/m) | Margin (dB) |
|----------------------|--------------------|--------------|----------------------------------|-------------------------|-------------|
| 36 (5180MHz) | 5150 (Pk) | Vertical | 55.86 | 74 | -18.14 |
| | 5150 (Av) | | 41.53 | 54 | -12.47 |
| | 5180 (Pk) | | 107.46 | * | - |
| | 5180 (Av) | | 97.35 | * | - |
| | 10360 (Pk) | | 46.93 | 68.23 | -21.3 |
| | 10360 (Av) | | 40.78 | 54 | -13.22 |
| | 5150 (Pk) | Horizontal | 55.72 | 74 | -18.28 |
| | 5150 (Av) | | 42.56 | 54 | -11.44 |
| | 5180 (Pk) | | 109.26 | * | - |
| | 5180 (Av) | | 99.19 | * | - |
| | 10360 (Pk) | | 47.83 | 68.23 | -20.4 |
| | 10360 (Av) | | 41.75 | 54 | -12.25 |

www.tuv.com
802.11 n mode MCS 15

| Ch No./ Frequency | Frequency (MHz) | Polarization | Field Strength (dB μ V/m) | Limit (dB μ V/m) | Margin (dB) |
|----------------------|--------------------|--------------|----------------------------------|-------------------------|-------------|
| 36 (5180MHz) | 5150 (Pk) | Vertical | 52.21 | 74 | -21.79 |
| | 5150 (Av) | | 40.33 | 54 | -13.67 |
| | 5180 (Pk) | | 107 | * | - |
| | 5180 (Av) | | 96.12 | * | - |
| | 10360 (Pk) | | 46.89 | 68.23 | -21.34 |
| | 10360 (Av) | | 41.92 | 54 | -12.08 |
| | 5150 (Pk) | Horizontal | 52.81 | 74 | -21.19 |
| | 5150 (Av) | | 41.2 | 54 | -12.8 |
| | 5180 (Pk) | | 108.02 | * | - |
| | 5180 (Av) | | 97.41 | * | - |
| | 10360 (Pk) | | 46.92 | 68.23 | -21.31 |
| | 10360 (Av) | | 40.72 | 54 | -13.28 |

www.tuv.com
 HT 40 SISO
 802.11 n mode MCS 0

| Ch No./ Frequency | Frequency (MHz) | Polarization | Field Strength (dB μ V/m) | Limit (dB μ V/m) | Margin (dB) | |
|----------------------|--------------------|--------------|----------------------------------|-------------------------|-------------|--------|
| 36 (5180MHz) | 5150 (Pk) | Vertical | 59.09 | 74 | -14.91 | |
| | 5150 (Av) | | 45.7 | 54 | -8.3 | |
| | 5180 (Pk) | | 104.79 | * | - | |
| | 5180 (Av) | | 96.19 | * | - | |
| | 10360 (Pk) | | 46.29 | 68.23 | -21.94 | |
| | 10360 (Av) | | 40.8 | 54 | -13.2 | |
| | 36 (5180MHz) | 5150 (Pk) | Horizontal | 64.11 | 74 | -9.89 |
| | | 5150 (Av) | | 51.76 | 54 | -2.24 |
| | | 5180 (Pk) | | 106.74 | * | - |
| | | 5180 (Av) | | 98.21 | * | - |
| | | 10360 (Pk) | | 46.05 | 68.23 | -22.18 |
| | | 10360 (Av) | | 40.35 | 54 | -13.65 |
| 46 (5230MHz) | 10460(Pk) | Vertical | 47.3 | 68.23 | -20.93 | |
| | 10460(Av) | | 41.84 | 54 | -12.16 | |
| | 10460(Pk) | Horizontal | 47.87 | 68.23 | -20.36 | |
| | 10460(Av) | | 40.93 | 54 | -13.07 | |

www.tuv.com

802.11 n mode MCS 4

| Ch No./ Frequency | Frequency (MHz) | Polarization | Field Strength (dB μ V/m) | Limit (dB μ V/m) | Margin (dB) | |
|----------------------|--------------------|--------------|----------------------------------|-------------------------|-------------|--------|
| 36 (5180MHz) | 5150 (Pk) | Vertical | 53.64 | 74 | -20.36 | |
| | 5150 (Av) | | 43.05 | 54 | -10.95 | |
| | 5180 (Pk) | | 99.97 | * | - | |
| | 5180 (Av) | | 89.63 | * | - | |
| | 10360 (Pk) | | -47.03 | 68.23 | -115.26 | |
| | 10360 (Av) | | 41.04 | 54 | -12.96 | |
| | 5150 (Pk) | Horizontal | 56.33 | 74 | -17.67 | |
| | 5150 (Av) | | 45.73 | 54 | -8.27 | |
| | 5180 (Pk) | | 103.86 | * | - | |
| | 5180 (Av) | | 93.48 | * | - | |
| | 10360 (Pk) | | 47.83 | 68.23 | -20.4 | |
| | 10360 (Av) | | 40.94 | 54 | -13.06 | |
| | 46 (5230MHz) | 10460(Pk) | Vertical | 47.6 | 68.23 | -20.63 |
| | | 10460(Av) | Vertical | 41.75 | 54 | -12.25 |
| 10460(Pk) | | Horizontal | 47.47 | 68.23 | -20.76 | |
| 10460(Av) | | Horizontal | 41.91 | 54 | -12.09 | |

www.tuv.com
802.11 n mode MCS 7

| Ch No./ Frequency | Frequency (MHz) | Polarization | Field Strength (dB μ V/m) | Limit (dB μ V/m) | Margin (dB) | |
|----------------------|--------------------|--------------|----------------------------------|-------------------------|-------------|--------|
| 36 (5180MHz) | 5150 (Pk) | Vertical | 54.28 | 74 | -19.72 | |
| | 5150 (Av) | | 43.07 | 54 | -10.93 | |
| | 5180 (Pk) | | 100.22 | * | - | |
| | 5180 (Av) | | 89.63 | * | - | |
| | 10360 (Pk) | | 46.84 | 68.23 | -21.39 | |
| | 10360 (Av) | | 40.39 | 54 | -13.61 | |
| | 5150 (Pk) | Horizontal | 57.18 | 74 | -16.82 | |
| | 5150 (Av) | | 45.73 | 54 | -8.27 | |
| | 5180 (Pk) | | 102.89 | * | - | |
| | 5180 (Av) | | 93.29 | * | - | |
| | 10360 (Pk) | | 46.98 | 68.23 | -21.25 | |
| | 10360 (Av) | | 40.08 | 54 | -13.92 | |
| | 46 (5230MHz) | 10460(Pk) | Vertical | 48.96 | 68.23 | -19.27 |
| | | 10460(Av) | | 41.54 | 54 | -12.46 |
| 10460(Pk) | | Horizontal | 49.26 | 68.23 | -18.97 | |
| 10460(Av) | | | 41.32 | 54 | -12.68 | |

www.tuv.com
 HT 40 MIMO
 802.11 n mode MCS 8

| Ch No./ Frequency | Frequency (MHz) | Polarization | Field Strength (dB μ V/m) | Limit (dB μ V/m) | Margin (dB) | |
|----------------------|--------------------|--------------|----------------------------------|-------------------------|-------------|--------|
| 38 (5190MHz) | 5150 (Pk) | Vertical | 54.11 | 74 | -19.89 | |
| | 5150 (Av) | | 43.42 | 54 | -10.58 | |
| | 5190 (Pk) | | 102.32 | * | - | |
| | 5190 (Av) | | 91.83 | * | - | |
| | 10380 (Pk) | | 46.92 | 68.23 | -21.31 | |
| | 10380 (Av) | | 40.04 | 54 | -13.96 | |
| | 5150 (Pk) | Horizontal | 56.22 | 74 | -17.78 | |
| | 5150 (Av) | | 44.57 | 54 | -9.43 | |
| | 5190 (Pk) | | 102.89 | * | - | |
| | 5190 (Av) | | 92.74 | * | - | |
| | 10380 (Pk) | | 46.06 | 68.23 | -22.17 | |
| | 10380 (Av) | | 40.83 | 54 | -13.17 | |
| | 46 (5230MHz) | 10460(Pk) | Vertical | 47.31 | 68.23 | -20.92 |
| | | 10460(Av) | | 41.71 | 54 | -12.29 |
| 10460(Pk) | | Horizontal | 47.62 | 68.23 | -20.61 | |
| 10460(Av) | | | 41.56 | 54 | -12.44 | |

www.tuv.com

802.11 n mode MCS 11

| Ch No./ Frequency | Frequency (MHz) | Polarization | Field Strength (dB μ V/m) | Limit (dB μ V/m) | Margin (dB) | |
|----------------------|--------------------|--------------|----------------------------------|----------------------|-------------|--------|
| 38 (5190MHz) | 5150 (Pk) | Vertical | 53.3 | 74 | -20.7 | |
| | 5150 (Av) | | 42.99 | 54 | -11.01 | |
| | 5190 (Pk) | | 101.88 | * | - | |
| | 5190 (Av) | | 91.3 | * | - | |
| | 10380 (Pk) | | 45.94 | 68.23 | -22.29 | |
| | 10380 (Av) | | 40.92 | 54 | -13.08 | |
| | 5150 (Pk) | Horizontal | 55.81 | 74 | -18.19 | |
| | 5150 (Av) | | 43.88 | 54 | -10.12 | |
| | 5190 (Pk) | | 102.5 | * | - | |
| | 5190 (Av) | | 92.29 | * | - | |
| | 10380 (Pk) | | 45.05 | 68.23 | -23.18 | |
| | 10380 (Av) | | 40.93 | 54 | -13.07 | |
| | 46 (5230MHz) | 10460(Pk) | Vertical | 47.94 | 68.23 | -20.29 |
| | | 10460(Av) | | 41.87 | 54 | -12.13 |
| 10460(Pk) | | Horizontal | 47.46 | 68.23 | -20.77 | |
| 10460(Av) | | | 41.92 | 54 | -12.08 | |

www.tuv.com

802.11 n mode MCS 15

| Ch No./ Frequency | Frequency (MHz) | Polarization | Field Strength (dB μ V/m) | Limit (dB μ V/m) | Margin (dB) | |
|----------------------|--------------------|--------------|----------------------------------|----------------------|-------------|--------|
| 38 (5190MHz) | 5150 (Pk) | Vertical | 53.73 | 74 | -20.27 | |
| | 5150 (Av) | | 42.7 | 54 | -11.3 | |
| | 5190 (Pk) | | 102.22 | * | - | |
| | 5190 (Av) | | 91.13 | * | - | |
| | 10380 (Pk) | | 45.98 | 68.23 | -22.25 | |
| | 10380 (Av) | | 39.92 | 54 | -14.08 | |
| | 5150 (Pk) | Horizontal | 55.76 | 74 | -18.24 | |
| | 5150 (Av) | | 43.59 | 54 | -10.41 | |
| | 5190 (Pk) | | 104.14 | * | - | |
| | 5190 (Av) | | 91.94 | * | - | |
| | 10380 (Pk) | | 46.93 | 68.23 | -21.3 | |
| | 10380 (Av) | | 40.03 | 54 | -13.97 | |
| | 46 (5230MHz) | 10460(Pk) | Vertical | 47.73 | 68.23 | -20.5 |
| | | 10460(Av) | | 41.67 | 54 | -12.33 |
| 10460(Pk) | | Horizontal | 47.94 | 68.23 | -20.29 | |
| 10460(Av) | | | 41.21 | 54 | -12.79 | |

www.tuv.com

**Conducted Emission Test on A.C. Power Line
Result**

Pass

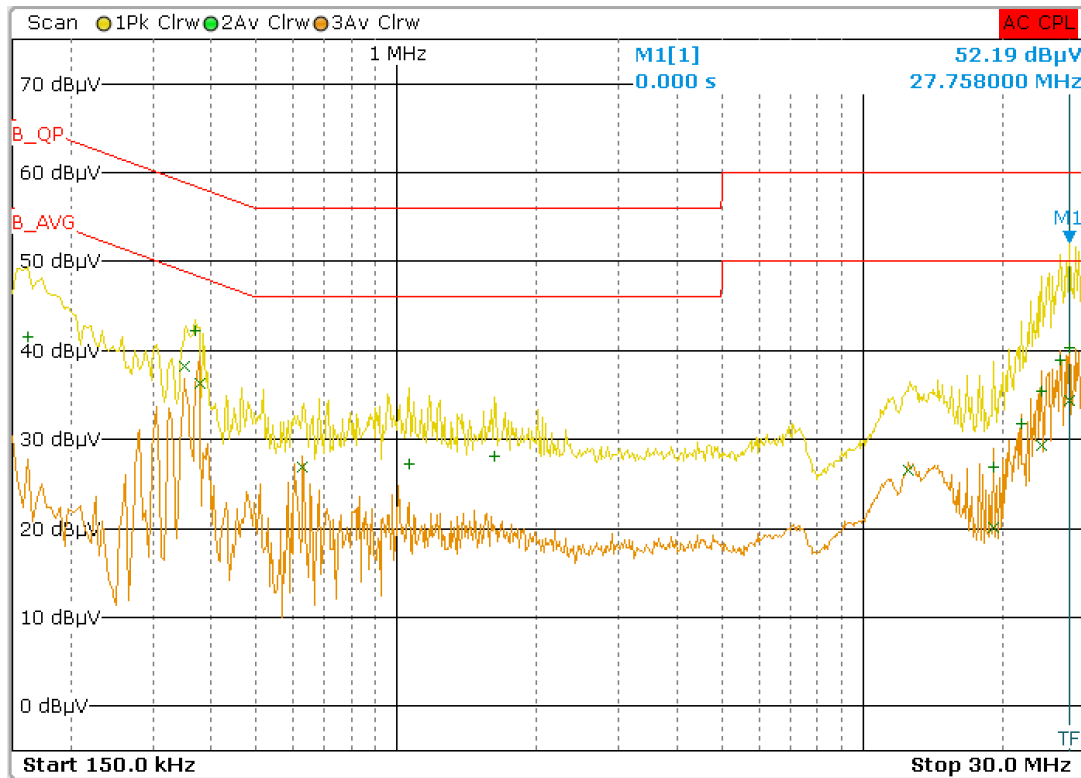
Test Specification : FCC Part 15 Section 15.207
Test Method : ANSI C63.10-2013
Testing Location : Screened room
Measurement Bandwidth : 9kHz
Frequency Range : 150kHz – 30MHz
Supply Voltage : 120VAC,60Hz

Limit of section 15.207

| Frequency of emission (MHz) | QP Limit (dBμV) | AV Limit (dBμV/m) |
|--|---|---|
| 0.15 – 0.5 | 66 – 56* | 56 – 46* |
| 0.5 – 5 | 56 | 46 |
| 5 – 30 | 60 | 50 |

* Decreases with the logarithm of the frequency

www.tuv.com
Test Result:

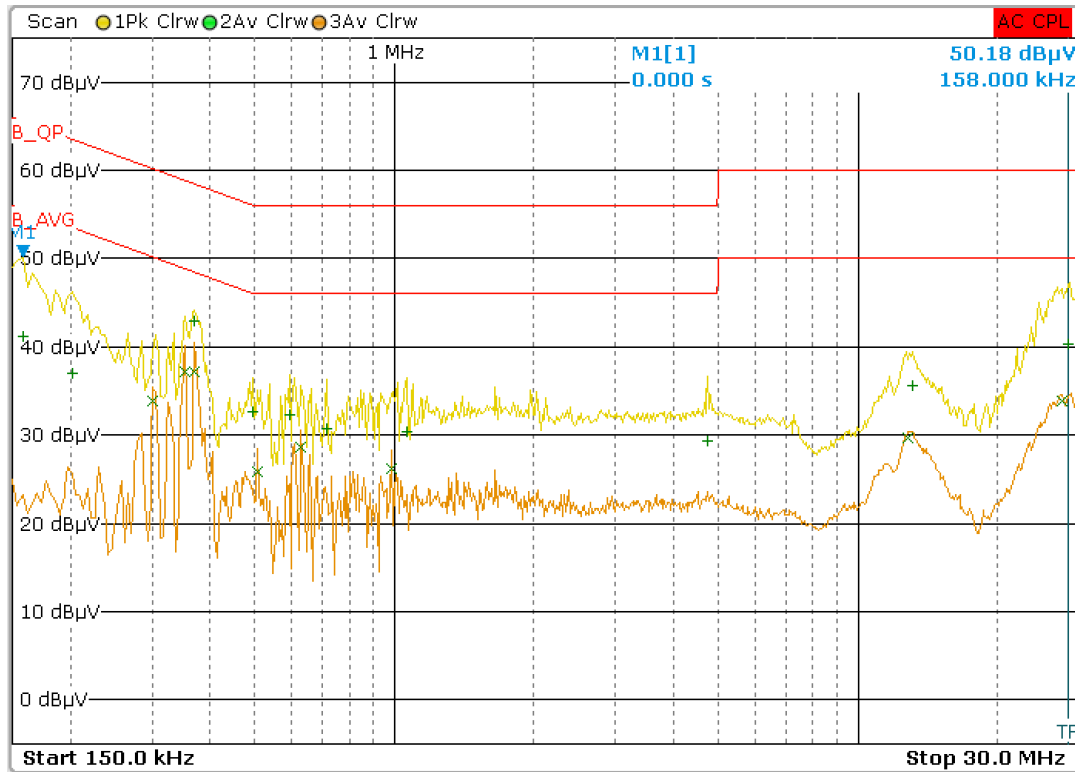


Line Graph

| Frequency [MHz] | Emission Level [dBµV] | Detector |
|-----------------|-----------------------|------------|
| 0.370 | 42.16 | Quasi Peak |
| 27.75 | 40.39 | Quasi Peak |
| 26.47 | 38.87 | Quasi Peak |
| 0.162 | 41.40 | Quasi Peak |
| 24.22 | 35.43 | Quasi Peak |
| 1.626 | 28.08 | Quasi Peak |
| 21.95 | 31.86 | Quasi Peak |
| 1.06 | 27.20 | Quasi Peak |
| 19.05 | 26.98 | Quasi Peak |
| 0.350 | 38.14 | Average |
| 0.378 | 36.28 | Average |
| 27.75 | 34.32 | Average |
| 0.630 | 26.89 | Average |
| 24.21 | 29.29 | Average |
| 12.57 | 26.51 | Average |
| 19.05 | 20.16 | Average |

Line: Table

www.tuv.com



Neutral Graph

| Frequency [MHz] | Emission Level [dBµV] | Detector |
|-----------------|-----------------------|------------|
| 0.370 | 42.87 | Quasi Peak |
| 28.53 | 40.35 | Quasi Peak |
| 0.494 | 32.67 | Quasi Peak |
| 0.594 | 32.33 | Quasi Peak |
| 13.11 | 35.66 | Quasi Peak |
| 0.158 | 41.22 | Quasi Peak |
| 0.714 | 30.73 | Quasi Peak |
| 1.06 | 30.35 | Quasi Peak |
| 0.202 | 36.97 | Quasi Peak |
| 4.74 | 29.28 | Quasi Peak |
| 0.370 | 37.25 | Average |
| 0.354 | 37.12 | Average |
| 27.49 | 33.80 | Average |
| 0.302 | 33.82 | Average |
| 0.630 | 28.63 | Average |
| 0.986 | 26.24 | Average |
| 0.506 | 25.77 | Average |
| 12.84 | 29.76 | Average |

Neutral: Table

Power Setting and Gain index used to testing

| Sl no | Mode | Data Rate | Channel | Tx Power setting | Tx Gain Index |
|-------|---------------------------|-----------|---------|------------------|---------------|
| 1 | 802.11a | 6 Mbps | 5180 | 20 | 9 |
| | | | 5240 | 20 | 9 |
| | | 24 Mbps | 5180 | 20 | 9 |
| | | | 5240 | 20 | 9 |
| | | 54 Mbps | 5180 | 19 | 9 |
| 5240 | 18 | | 9 | | |
| 2 | 802.11n 20 MHz SISO | MCS0 | 5180 | 20 | 9 |
| | | | 5240 | 20 | 9 |
| | | MCS4 | 5180 | 20 | 9 |
| | | | 5240 | 20 | 9 |
| | | MCS7 | 5180 | 19 | 9 |
| 5240 | 18 | | 9 | | |
| 3 | 802.11n 20 MHz MIMO | MCS8 | 5180 | 17 | 9 |
| | | | 5240 | 17 | 9 |
| | | MCS11 | 5180 | 17 | 9 |
| | | | 5240 | 17 | 9 |
| | | MCS15 | 5180 | 16 | 9 |
| 5240 | 16 | | 9 | | |
| 4 | 802.11n 40 MHz SISO | MCS0 | 5190 | 16 | 9 |
| | | | 5230 | 20 | 9 |
| | | MCS4 | 5190 | 16 | 9 |
| | | | 5230 | 20 | 9 |
| | | MCS7 | 5190 | 16 | 9 |
| 5230 | 18 | | 9 | | |
| 5 | 802.11n 40 MHz MIMO | MCS8 | 5190 | 13 | 9 |
| | | | 5230 | 17 | 9 |
| | | MCS11 | 5190 | 13 | 9 |
| | | | 5230 | 17 | 9 |
| | | MCS15 | 5190 | 13 | 9 |
| 5230 | 16 | | 9 | | |
| 6 | 802.11AC VHT20 SISO | MCS0 | 5180 | 19 | 9 |
| | | | 5240 | 20 | 9 |
| | | MCS4 | 5180 | 19 | 9 |
| | | | 5240 | 20 | 9 |
| | | MCS7 | 5180 | 18 | 9 |
| 5240 | 18 | | 9 | | |
| 7 | 802.11AC VHT20 MIMO | MCS8 | 5180 | 16 | 9 |
| | | | 5240 | 17 | 9 |
| | | MCS11 | 5180 | 16 | 9 |
| | | | 5240 | 17 | 9 |

www.tuv.com

| | | | | | |
|----|---------------------------|-------|------|----|---|
| | | MCS15 | 5180 | 15 | 9 |
| | | | 5240 | 16 | 9 |
| 8 | 802.11AC VHT40 SISO | MCS0 | 5190 | 16 | 9 |
| | | | 5230 | 19 | 9 |
| | | MCS4 | 5190 | 16 | 9 |
| | | | 5230 | 19 | 9 |
| | | MCS7 | 5190 | 16 | 9 |
| | | | 5230 | 18 | 9 |
| 9 | 802.11AC VHT40 MIMO | MCS8 | 5190 | 13 | 9 |
| | | | 5230 | 16 | 9 |
| | | MCS11 | 5190 | 13 | 9 |
| | | | 5230 | 16 | 9 |
| | | MCS15 | 5190 | 13 | 9 |
| | | | 5230 | 15 | 9 |
| 10 | 802.11AC VHT80 | MCS0 | 5210 | 15 | 9 |
| | | MCS4 | 5210 | 15 | 9 |
| | | MCS9 | 5210 | 13 | 9 |

*****END of Test Report*****