

FCC response on 03/22/2018

1. Please edit equipment table to include information about Magnetic Field Probe used.

The MPE Test equipment appeared in MPE report as below:

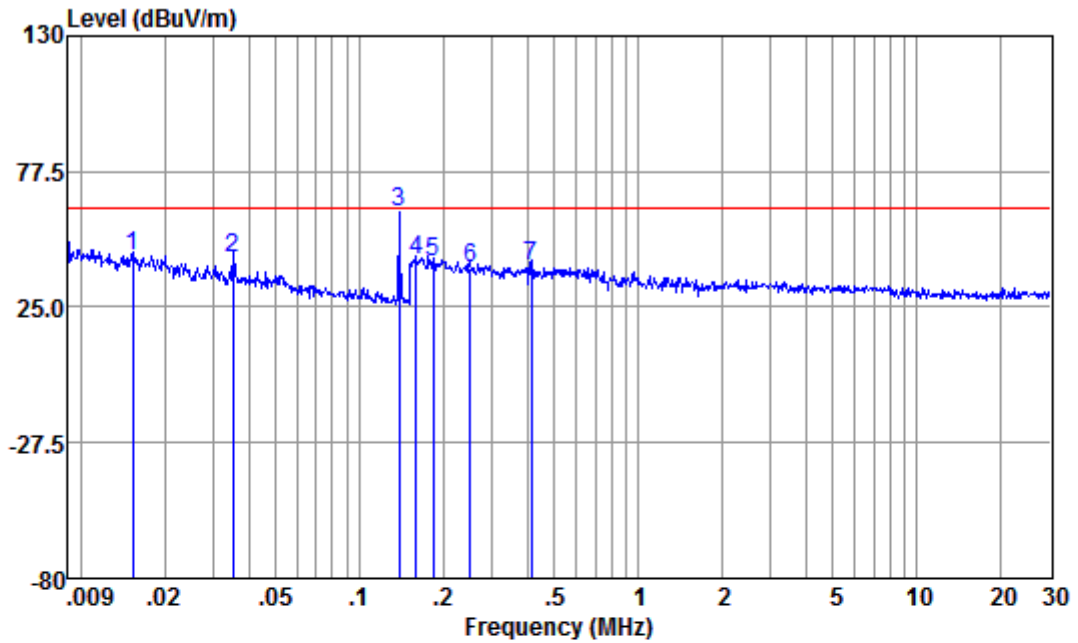
Item	Test Equipment	Manufacturer	Model No.	Inventory No.	Cal. Due date (yyyy-mm-dd)
2	Electromagnetic Field Probe	WANDEL & GOLTERMANN	EMR-20	SHEM0907	2018-04-12



This test equipment shown in the above picture. It's test frequency range is 100kHz to 3GHz

2. Please edit measurement data tables to include frequency at which measurements were made.

The test result appeared in the FCC Part18 test report.

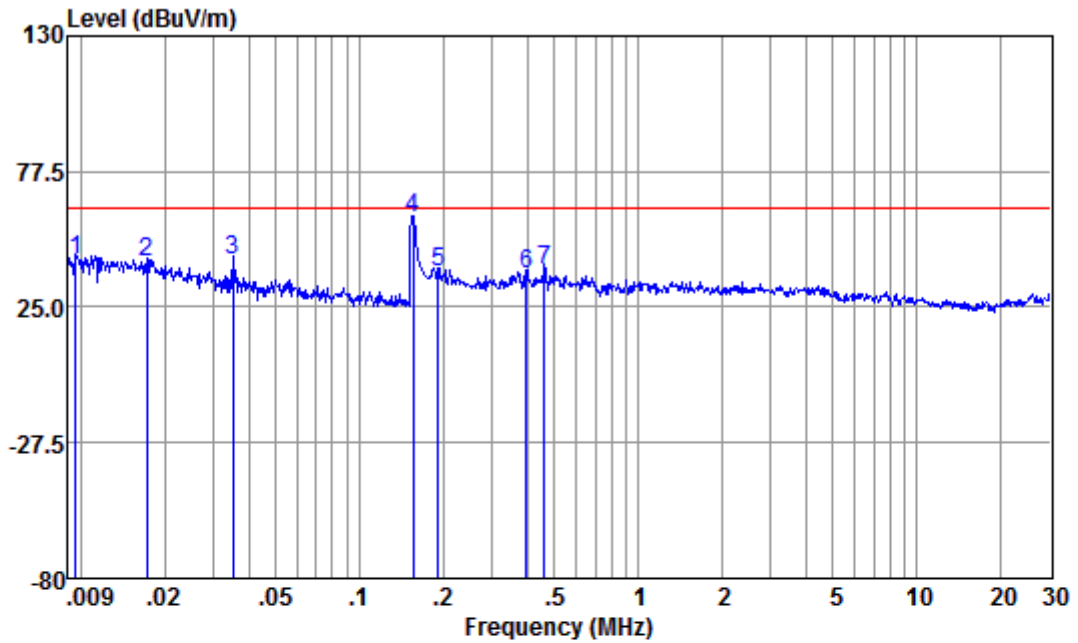


Antenna Polarity :HORIZONTAL
 EUT/Project :0357CR
 Test mode :a
 Memo :Full Load

	Read	Antenna	Cable	Emission	Limit	Over	
Freq	Level	Factor	Loss	Level	Line	Limit	Remark
MHz	dBuV	dB/m	dB	dBuV/m	dBuV/m	dB	
1	0.015	23.82	20.58	0.03	44.43	63.50	-19.07 QP
2	0.035	24.03	20.19	0.04	44.26	63.50	-19.24 QP
3	0.139	42.02	19.96	0.05	62.03	63.50	-1.47 QP
4	0.160	22.99	19.97	0.05	43.01	63.50	-20.49 QP
5	0.184	22.33	19.92	0.06	42.31	63.50	-21.19 QP
6	0.250	20.48	19.80	0.06	40.34	63.50	-23.16 QP
7	0.414	21.22	19.80	0.06	41.08	63.50	-22.42 QP

Note:Emission Level=Read Level+Antenna Factor+Cable loss

The operating frequency is 139KHz when the load is 5Ω (DC 5V / 1A)

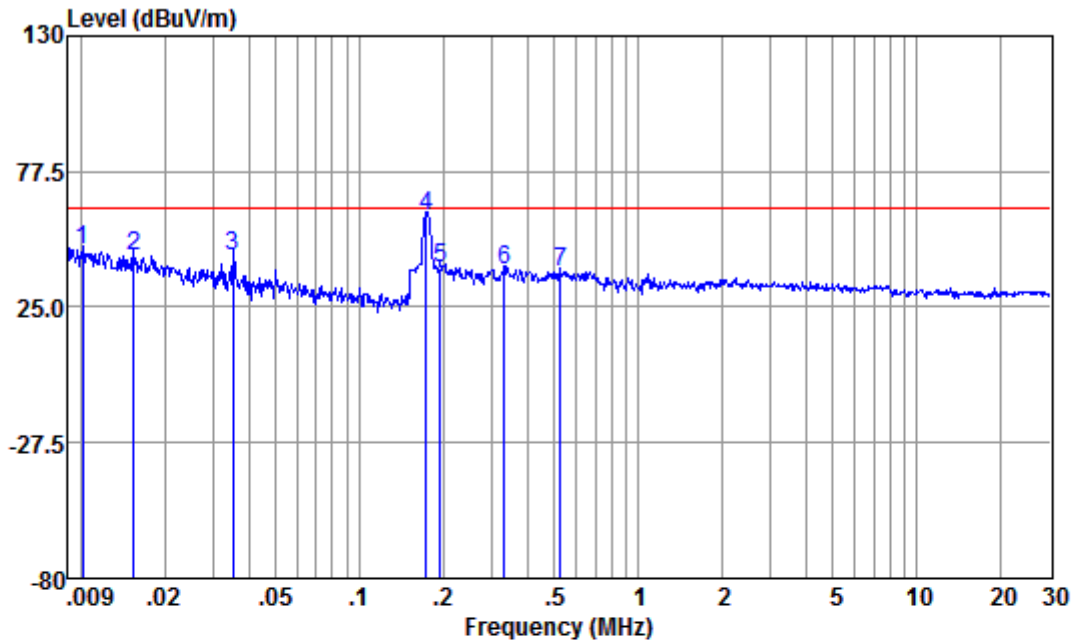


Antenna Polarity :HORIZONTAL
 EUT/Project :0357CR
 Test mode :a
 Memo :Half Load

	Read	Antenna	Cable	Emission	Limit	Over	
Freq	Level	Factor	Loss	Level	Line	Limit	Remark
MHz	dBuV	dB/m	dB	dBuV/m	dBuV/m	dB	
1	0.010	22.48	20.66	0.03	43.17	63.50	-20.33 QP
2	0.017	21.75	20.54	0.03	42.32	63.50	-21.18 QP
3	0.035	22.74	20.19	0.04	42.97	63.50	-20.53 QP
4	0.156	39.18	19.98	0.05	59.21	63.50	-4.29 QP
5	0.192	18.38	19.90	0.06	38.34	63.50	-25.16 QP
6	0.398	17.64	19.80	0.06	37.50	63.50	-26.00 QP
7	0.460	19.53	19.80	0.07	39.40	63.50	-24.10 QP

Note:Emission Level=Read Level+Antenna Factor+Cable loss

The operating frequency is 156kHz when the load is 10Ω (DC 5V / 0.5A)



Antenna Polarity :HORIZONTAL
 EUT/Project :0357CR
 Test mode :a
 Memo :No Load

	Read	Antenna	Cable	Emission	Limit	Over	
Freq	Level	Factor	Loss	Level	Line	Limit	Remark
MHz	dBuV	dB/m	dB	dBuV/m	dBuV/m	dB	
1	0.010	26.28	20.70	0.03	47.01	63.50	-16.49 QP
2	0.015	24.38	20.57	0.03	44.98	63.50	-18.52 QP
3	0.035	24.48	20.19	0.04	44.71	63.50	-18.79 QP
4	0.174	40.45	19.94	0.06	60.45	63.50	-3.05 QP
5	0.195	20.25	19.90	0.06	40.21	63.50	-23.29 QP
6	0.330	19.19	19.80	0.06	39.05	63.50	-24.45 QP
7	0.528	18.53	19.76	0.07	38.36	63.50	-25.14 QP

Note:Emission Level=Read Level+Antenna Factor+Cable loss



The operating frequency is 174KHz when the load is no load (DC 5V / 0A)

- Please also clarify Photographs labeled as with “mobile phone” as the pictures do not appear to show a mobile phone. Please provide a description of the load used in the report.


The MPE shall test when only use three type loads, such as Full load, Half load and No load. We do the additional test when the load is mobile phone (iPhone 8) to verify the compliance

The three loads as below:

A: Full load 5Ω (DC 5V / 1A)



B: Half load 10Ω (DC 5V / 0.5A)



C: No load (DC 5V / 0A)

