



權億科技股份有限公司
Master Wave Technology Co., Ltd.

承認書

APPROVAL SHEET

Customer Model No.:7102A0414000

Master Wave Model No.:98143URSX000

Product Description: 8143 Replacement Ant.

Issue Date: 2016/5/4

REV.: 00

客戶承認用印		權億承認用印	
			
核准 Approve	主管 Chief	承辦 Responsible	
Hero	Matt	Mango	

MASTER WAVE TECHNOLOGY CO., LTD.

權億科技股份有限公司

Address: No.81-8, Longshou St., Taoyuan City, Taoyuan County 330, Taiwan (R.O.C.)

Tel: +886-3-3600306 Fax: +886-3-3600979

Shengyih Electronic Plastic Co. Ltd (Shou Zhou)

聲億電子塑膠有限公司(蘇州廠)

Address: No.95 Wusong south Rd of Luzhi Town Wu zhong Area Suzhou City, China

Tel : +86-512-65046030 Fax : +86-512-65046033

Shengyih Electronic Plastic Manufactory (Dongguan)

聲億電子塑膠製品廠(東莞廠)

Address: Mu-Lun Administration Area, Changping Town, Dongguan City, Guangdong Province, China

Tel : +86-769-83914045 Fax : +86-769-83914046



Table of Contents

Item

1. Antenna Specifications

-Drawing

2. To Data Sheet

-Electrical test
-Antenna Efficiency
-Pattern test

3. Material Certifications

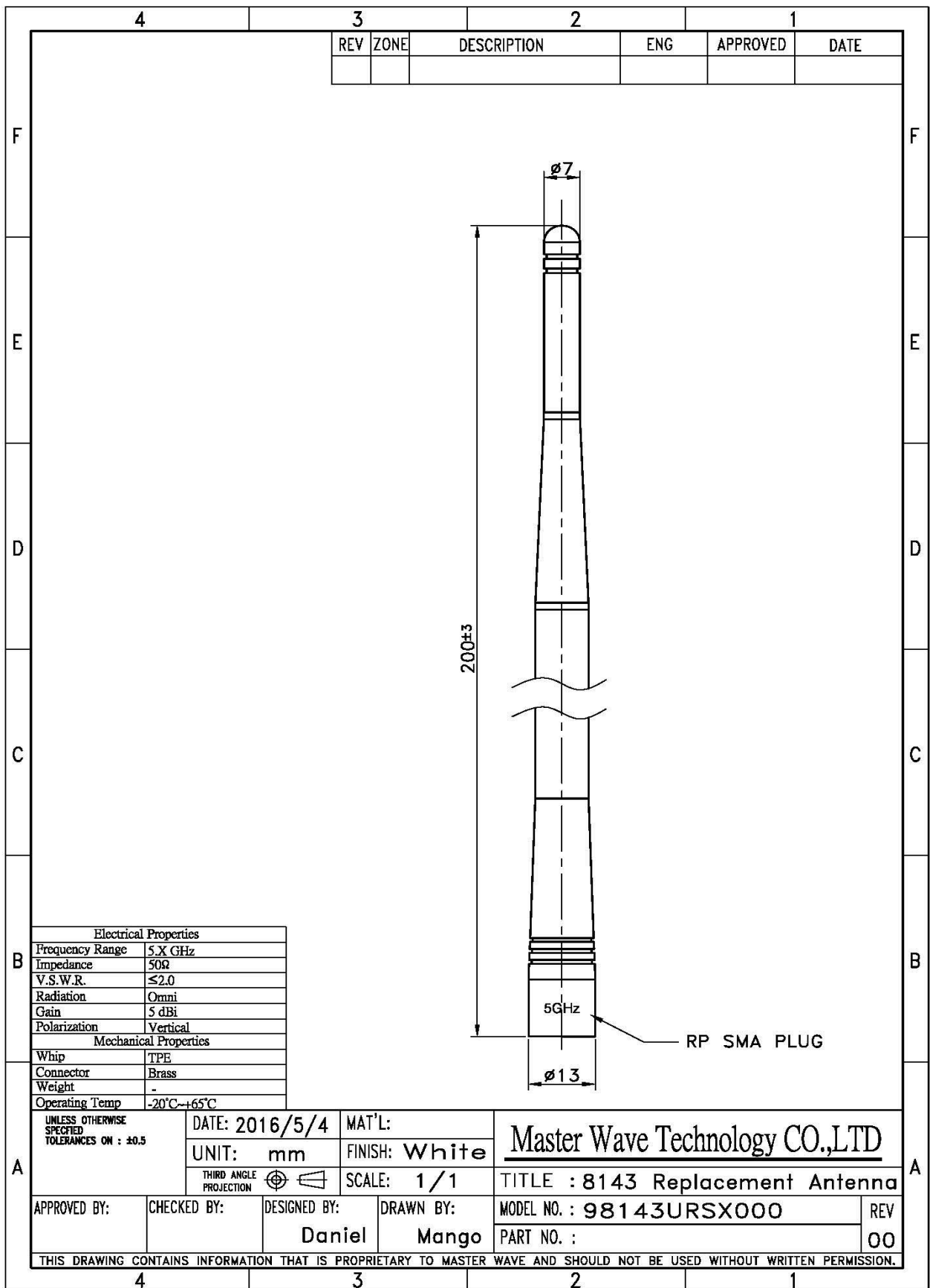
-Connector
-Cable

4. Packing

-PE Bag
-Carton

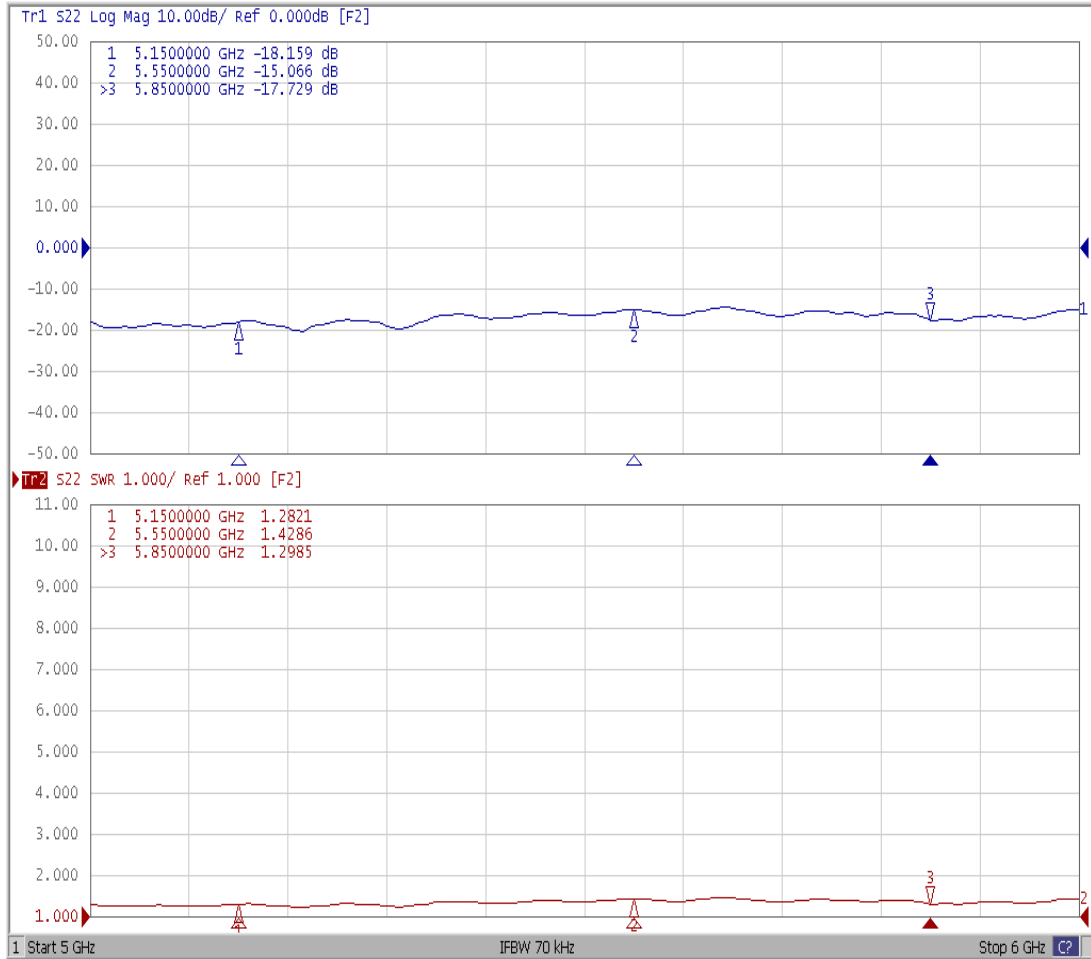
Modification History:

REV.	Date	Content
00	2016/5/4	





Electrical Test



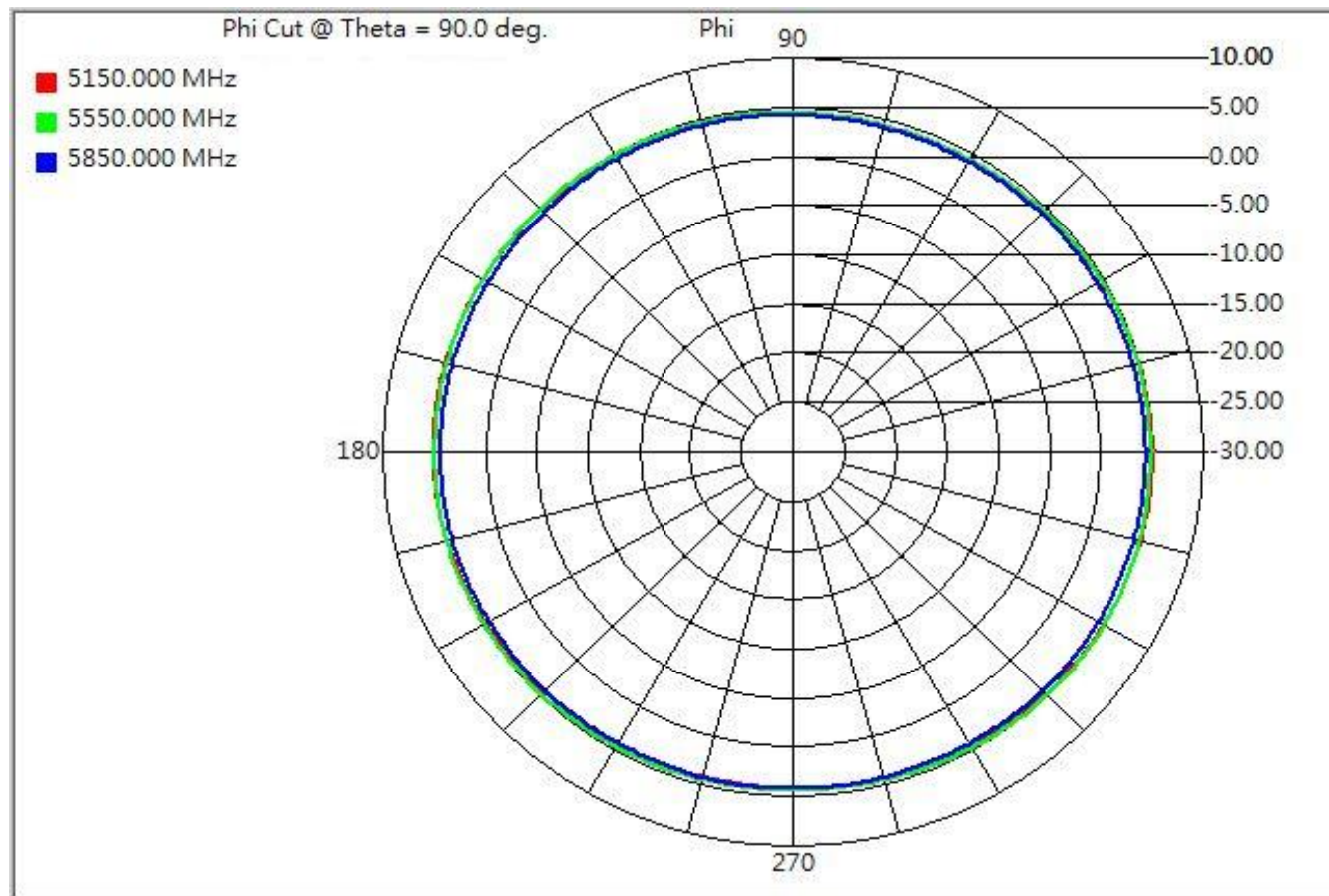


Antenna Efficiency

Frequency (MHz)	5150	5550	5850
Peak Gain (dBi)	5.12	5.09	5.17
Directivity (dBi)	6.51	6.44	6.43
Efficiency (dB)	-1.39	-1.35	-1.26
Efficiency (%)	72.54	73.12	74.65

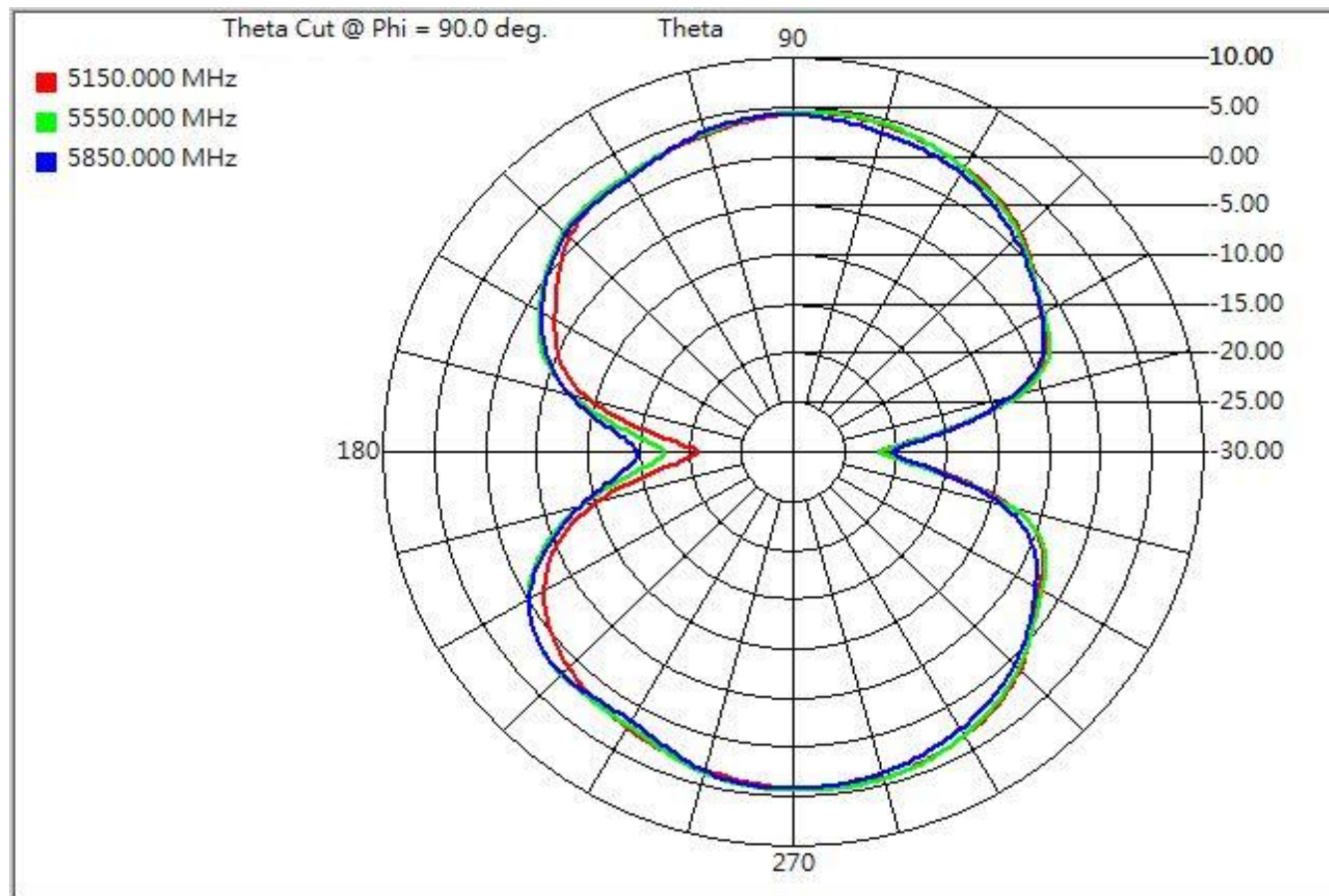


2D Radiation Pattern H-Plan





2D Radiation Pattern E-Plan





Connector

SMA

Electrical Properties	Impedance	50 ohm
	Frequency Range	0~6 GHz
	V.S.W.R	≤ 1.5
	Working Voltage	$\leq 170V_{rms}$
	Dielectric Withstanding	$\leq 500 V_{rms}$
	Voltage Insulation Resistance	≥ 2000 Megohms
	Contact Resistance	Center contact: 3.0 Milliohms (Max.) Outer contact: 2.0 Milliohms (Max.)
	Recommended coupling nut torque	4.0 in. lbs. ~ 8.8in. lbs.
	Coupling nut retention force	≥ 60 lbs.
	Contact captivation axial	≥ 6 lbs.
	Coupling Proof Torque	15 in-1lbs.min

Operating Temperature	-65°C ~ +165°C
-----------------------	----------------

Material Specifications	Material Data	Material
	Body	Brass
	Center Contact	Brass
	Insulator	Teflon



線材規格

CABLE SPECIFICATION

SPECIFICATION: RG178 CABLE		CONSTRUCTION D.W.G	
ITEM		SPECIFICATION	
CONDUCTOR	MATERIAL	Silverplated Copper coated steel Wire	
	Composition(No./mm)	7/0.102	
INSULATION	NOM.O.D	0.306±0.03	
	Material	FEP(Natural)/PTFE	
	Nom. Thick.(mm)	0.275	
BRAIDING	NOM.O.D	0.88±0.03	
	MATERIAL	Silver-coated annealed copper wire	
JACKET	Composition	16*3/0.1; Coverage ≥ 90%	
	MATERIAL	FEP(*color)	
	Nom. Thick(mm)	0.25	
	Nom. O.D(mm)	1.78±0.05	
	Color	Brown	
Electrical Properties(at 20 °C)			
Item	Unit	Details	
Conductor Resistance	Ω/km	Max.800	
Insulation Resistance	MΩ.km	Min.500	
Dielectric Strength	V(AC)/min	1000	
Capacitance	pF/m	105(1kHz)	
REMARK			
Characteristic Impedance		Ω	50±2.0
Attenuation	dB/m	1GHZ	1.70
		2GHZ	2.42
		3GHZ	3.08
		4GHZ	3.63
		5GHZ	4.15
6GHZ	4.80		
Temperature range	°C	-55~150	
Standing wave(0-6GHz)	/	≦ 1.35	
MASTER WAVE TECHNOLOGY CO., LTD.			
CHECKED		DATE	2013/8/8
DRAWING	Charlene	REV	01

