

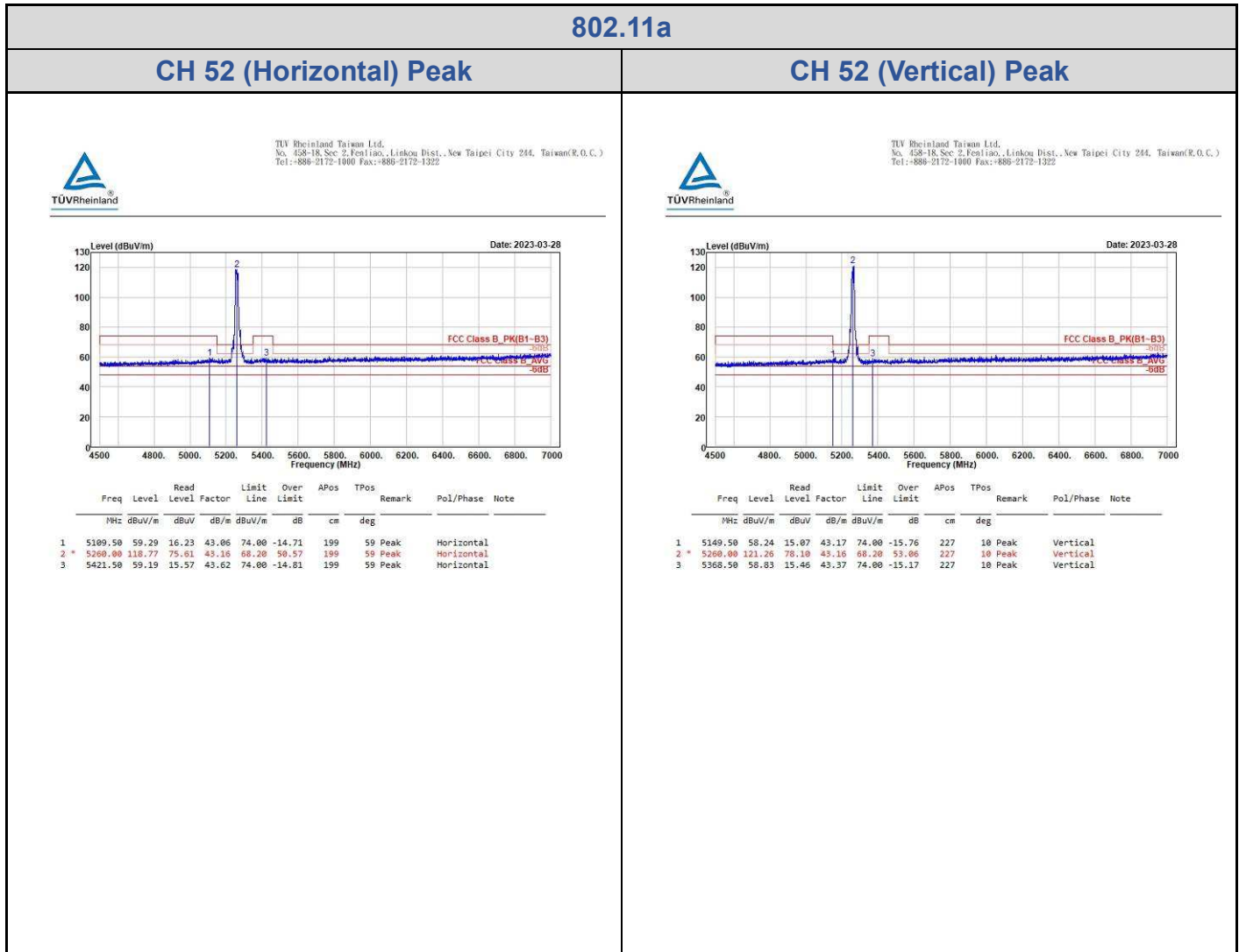
Appendix B: Test Results of Radiation Spurious Emissions & Mains

Conducted Emission

<Adapter Mode>

Band Edges, 5.35GHz

U-NII-2A



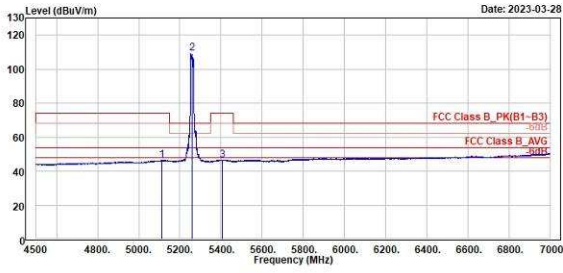
802.11a

CH 52 (Horizontal) Average

CH 52 (Vertical) Average



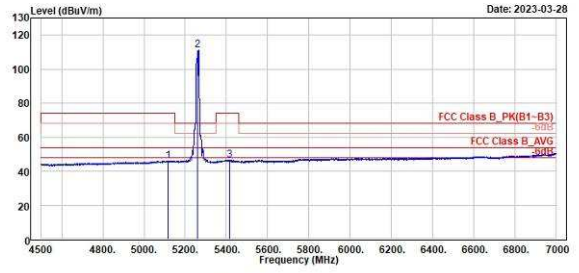
TUV Rheinland Taiwan Ltd.
No. 458-18, Sec. 2, Fenhiao, Linkou Dist., New Taipei City 244, Taiwan(R.O.C.)
Tel: +886-2172-1000 Fax: +886-2172-1322



Read	Limit	Over	APos	TPos	Remark	Pol/Phase	Note	
Level	Line	Limit	cm	deg				
Factor								
dBuV	dBuV/m	dB	cm	deg				
1	5111.50	46.44	3.38	43.06	54.00	-7.56	199	59 Average Horizontal
2 *	5269.00	109.43	66.27	43.16	54.00	55.43	199	59 average Horizontal
3	5488.00	46.66	2.94	43.72	54.00	-7.34	199	59 Average Horizontal



TUV Rheinland Taiwan Ltd.
No. 458-18, Sec. 2, Fenhiao, Linkou Dist., New Taipei City 244, Taiwan(R.O.C.)
Tel: +886-2172-1000 Fax: +886-2172-1322



Read	Limit	Over	APos	TPos	Remark	Pol/Phase	Note	
Level	Line	Limit	cm	deg				
Factor								
dBuV	dBuV/m	dB	cm	deg				
1	5115.50	46.12	3.05	43.07	54.00	-7.88	227	10 Average Vertical
2 *	5269.00	111.27	68.11	43.16	54.00	57.27	227	10 Average Vertical
3	5416.00	46.61	2.95	43.66	54.00	-7.39	227	10 Average Vertical

802.11a

CH 60 (Horizontal) Peak

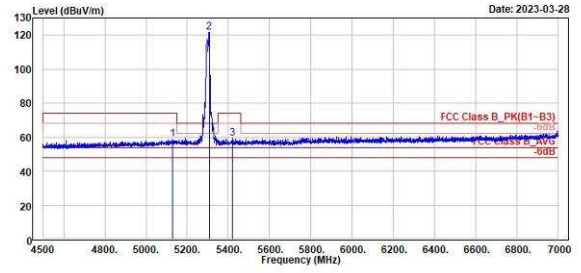
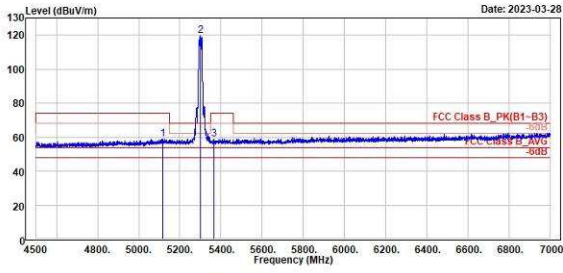
CH 60 (Vertical) Peak



TUV Rheinland Taiwan Ltd.
No. 458-18, Sec. 2, Fenhiao, Linkou Dist., New Taipei City 264, Taiwan(R.O.C.)
Tel: +886-2172-1000 Fax: +886-2172-1322



TUV Rheinland Taiwan Ltd.
No. 458-18, Sec. 2, Fenhiao, Linkou Dist., New Taipei City 264, Taiwan(R.O.C.)
Tel: +886-2172-1000 Fax: +886-2172-1322



Peak	Freq MHz	Level dBuV/m	Read		Limit		APos cm	TPos deg	Remark	Pol/Phase	Note
			Level dBuV	Factor dB/m	Line dBuV/m	Over Limit dB					
1	5117.00	58.96	15.89	43.07	74.00	-15.04	100	51	Peak	Horizontal	
2 *	5360.00	119.75	76.16	43.59	68.28	51.55	100	51	Peak	Horizontal	
3	5367.00	58.90	15.55	43.35	74.00	-15.10	100	51	Peak	Horizontal	

Peak	Freq MHz	Level dBuV/m	Read		Limit		APos cm	TPos deg	Remark	Pol/Phase	Note
			Level dBuV	Factor dB/m	Line dBuV/m	Over Limit dB					
1	5130.50	58.92	15.88	43.12	74.00	-15.08	234	6	Peak	Vertical	
2 *	5306.50	121.52	77.98	43.54	68.28	53.32	234	6	Peak	Vertical	
3	5420.00	59.55	15.92	43.63	74.00	-14.45	234	6	Peak	Vertical	

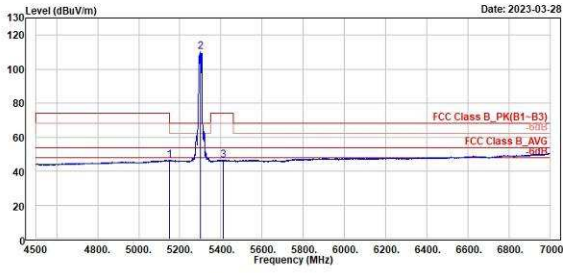
802.11a

CH 60 (Horizontal) Average

CH 60 (Vertical) Average



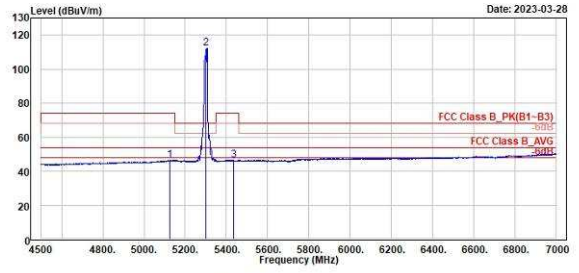
TUV Rheinland Taiwan Ltd.
No. 458-18, Sec. 2, Fenhiao, Linkou Dist., New Taipei City 244, Taiwan(R.O.C.)
Tel: +886-2172-1000 Fax: +886-2172-1322



1	2	3	Read Level	Level Factor	Limit Line	Over Limit	APos	TPos	Remark	Pol/Phase	Note
MHz	dBuV/m	dBuV	dB/m	dBuV/m	dB	cm	deg				
5148.50	46.50	3.41	43.17	54.00	-7.42	100	51	Average	Horizontal		
5300.00	110.00	66.49	43.51	54.00	56.00	100	51	Average	Horizontal		
5412.50	46.50	2.82	43.68	54.00	-7.50	100	51	Average	Horizontal		



TUV Rheinland Taiwan Ltd.
No. 458-18, Sec. 2, Fenhiao, Linkou Dist., New Taipei City 244, Taiwan(R.O.C.)
Tel: +886-2172-1000 Fax: +886-2172-1322



1	2	3	Read Level	Level Factor	Limit Line	Over Limit	APos	TPos	Remark	Pol/Phase	Note
MHz	dBuV/m	dBuV	dB/m	dBuV/m	dB	cm	deg				
5124.00	46.40	3.30	43.10	54.00	-7.60	234	6	Average	Vertical		
5300.00	111.00	68.39	43.59	54.00	57.00	234	6	Average	Vertical		
5436.00	46.55	3.04	43.51	54.00	-7.45	234	6	Average	Vertical		

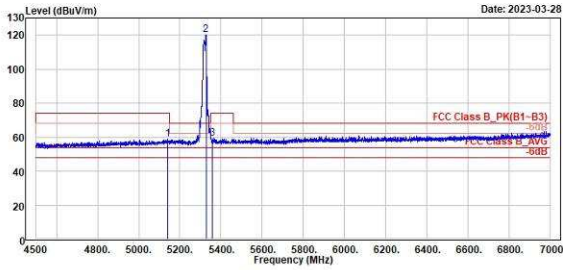
802.11a

CH 64 (Horizontal) Peak

CH 64 (Vertical) Peak



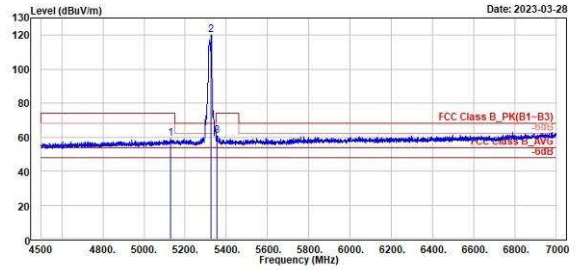
TUV Rheinland Taiwan Ltd.
No. 458-18, Sec. 2, Fenhiao, Linkou Dist., New Taipei City 264, Taiwan(R.O.C.)
Tel: +886-2172-1000 Fax: +886-2172-1322



Peak	Freq (MHz)	Level (dBuV/m)	Read Level (dBuV)	Level Factor (dB/m)	Limit Line (dBuV/m)	Over Limit (dB)	APos (cm)	TPos (deg)	Remark	Pol/Phase	Note
1	5139.50	58.67	15.53	43.14	74.00	-15.33	233	6	Peak	Horizontal	
2 *	5327.00	128.01	76.67	43.34	68.28	51.81	233	8	Peak	Horizontal	
3	5357.50	59.37	16.14	43.23	74.00	-14.63	233	6	Peak	Horizontal	



TUV Rheinland Taiwan Ltd.
No. 458-18, Sec. 2, Fenhiao, Linkou Dist., New Taipei City 264, Taiwan(R.O.C.)
Tel: +886-2172-1000 Fax: +886-2172-1322



Peak	Freq (MHz)	Level (dBuV/m)	Read Level (dBuV)	Level Factor (dB/m)	Limit Line (dBuV/m)	Over Limit (dB)	APos (cm)	TPos (deg)	Remark	Pol/Phase	Note
1	5127.50	59.28	16.17	43.11	74.00	-14.72	232	5	Peak	Vertical	
2 *	5326.50	128.10	76.75	43.35	68.28	51.80	232	5	Peak	Vertical	
3	5354.50	60.66	17.47	43.19	74.00	-13.34	232	5	Peak	Vertical	

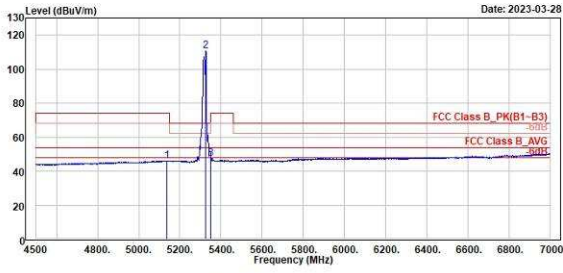
802.11a

CH 64 (Horizontal) Average

CH 64 (Vertical) Average



TUV Rheinland Taiwan Ltd.
No. 458-18, Sec. 2, Fenhiao, Linkou Dist., New Taipei City 244, Taiwan(R.O.C.)
Tel: +886-2172-1000 Fax: +886-2172-1322

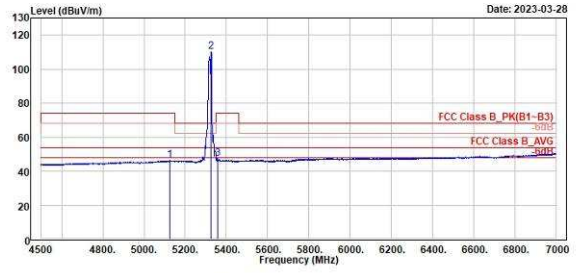


Date: 2023-03-28

	Freq	Level	Read Level Factor	Limit Line	Over Limit	APos	TPos	Remark	Pol/Phase	Note
	MHz	dBuV/m	dBuV	dB/m	dBuV/m	dB	cm	deg		
1	5135.00	46.19	3.06	43.13	54.00	-7.81	233	6 Average	Horizontal	
2 *	5325.50	118.73	67.37	43.13	54.00	56.73	233	6 Average	Horizontal	
3	5350.00	47.59	4.46	43.13	54.00	-6.41	233	6 Average	Horizontal	



TUV Rheinland Taiwan Ltd.
No. 458-18, Sec. 2, Fenhiao, Linkou Dist., New Taipei City 244, Taiwan(R.O.C.)
Tel: +886-2172-1000 Fax: +886-2172-1322



Date: 2023-03-28

	Freq	Level	Read Level Factor	Limit Line	Over Limit	APos	TPos	Remark	Pol/Phase	Note
	MHz	dBuV/m	dBuV	dB/m	dBuV/m	dB	cm	deg		
1	5126.00	46.27	3.17	43.10	54.00	-7.73	232	5 Average	Vertical	
2 *	5325.50	118.25	66.90	43.35	54.00	56.25	232	5 Average	Vertical	
3	5356.00	47.67	4.46	43.21	54.00	-6.33	232	5 Average	Vertical	

802.11ax HE20

CH 52 (Horizontal) Peak

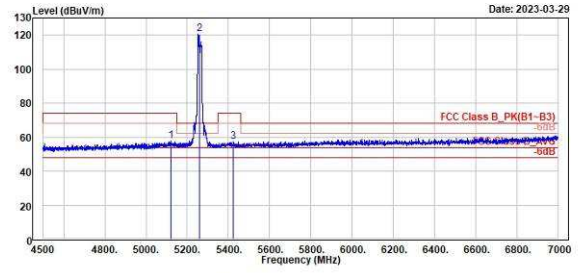
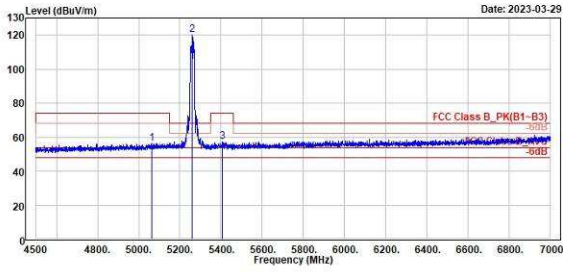
CH 52 (Vertical) Peak



TUV Rheinland Taiwan Ltd.
No. 458-18, Sec. 2, Fenhiao, Linkou Dist., New Taipei City 244, Taiwan(R.O.C.)
Tel: +886-2172-1000 Fax: +886-2172-1322



TUV Rheinland Taiwan Ltd.
No. 458-18, Sec. 2, Fenhiao, Linkou Dist., New Taipei City 244, Taiwan(R.O.C.)
Tel: +886-2172-1000 Fax: +886-2172-1322



Peak	Freq (MHz)	Level (dBuV/m)	Read Level (dBuV)	Level Factor (dB/m)	Limit Line (dBuV/m)	Over Limit (dB)	APos (cm)	TPos (deg)	Remark	Pol/Phase	Note
1	5862.50	56.41	13.26	43.15	74.00	-17.59	100	65	Peak	Horizontal	
2 *	5280.00	128.12	76.96	43.16	68.28	51.92	100	63	Peak	Horizontal	
3	5488.50	57.24	13.53	43.71	74.00	-16.76	100	65	Peak	Horizontal	

Peak	Freq (MHz)	Level (dBuV/m)	Read Level (dBuV)	Level Factor (dB/m)	Limit Line (dBuV/m)	Over Limit (dB)	APos (cm)	TPos (deg)	Remark	Pol/Phase	Note
1	5120.50	57.74	14.65	43.09	74.00	-16.26	249	6	Peak	Vertical	
2 *	5280.00	128.52	77.36	43.16	68.28	52.32	249	6	Peak	Vertical	
3	5421.50	57.26	13.64	43.62	74.00	-16.74	249	6	Peak	Vertical	

802.11ax HE20

CH 60 (Horizontal) Peak

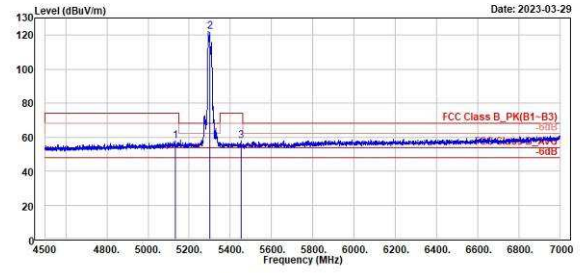
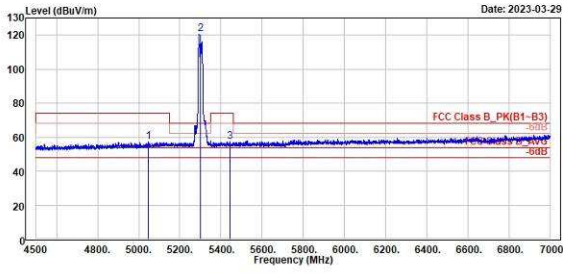
CH 60 (Vertical) Peak



TUV Rheinland Taiwan Ltd.
No. 458-18, Sec. 2, Fenhiao, Linkou Dist., New Taipei City 264, Taiwan(R.O.C.)
Tel: +886-2172-1000 Fax: +886-2172-1322



TUV Rheinland Taiwan Ltd.
No. 458-18, Sec. 2, Fenhiao, Linkou Dist., New Taipei City 264, Taiwan(R.O.C.)
Tel: +886-2172-1000 Fax: +886-2172-1322



Peak	Freq (MHz)	Level (dBuV/m)	Read Level (dBuV)	Level Factor (dB/m)	Limit Line (dBuV/m)	Over Limit (dB)	APos (cm)	TPos (deg)	Remark	Pol/Phase	Note
1	5047.50	57.33	14.15	43.18	74.00	-16.67	306	342	Peak	Horizontal	
2 *	5300.00	126.78	77.19	43.59	68.28	52.50	306	342	Peak	Horizontal	
3	5442.00	57.47	14.00	43.47	74.00	-16.53	306	342	Peak	Horizontal	

Peak	Freq (MHz)	Level (dBuV/m)	Read Level (dBuV)	Level Factor (dB/m)	Limit Line (dBuV/m)	Over Limit (dB)	APos (cm)	TPos (deg)	Remark	Pol/Phase	Note
1	5133.00	57.81	14.68	43.13	74.00	-16.19	233	6	Peak	Vertical	
2 *	5300.00	121.92	78.33	43.59	68.28	53.72	233	6	Peak	Vertical	
3	5450.50	57.85	14.44	43.41	74.00	-16.15	233	6	Peak	Vertical	

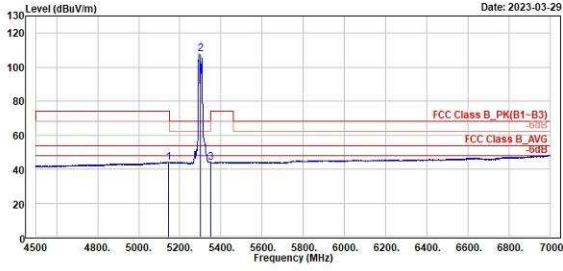
802.11ax HE20

CH 60 (Horizontal) Average

CH 60 (Vertical) Average



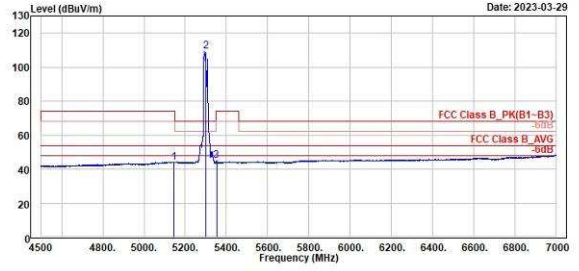
TUV Rheinland Taiwan Ltd.
No. 458-18, Sec. 2, Fenhiao, Linkou Dist., New Taipei City 244, Taiwan(R.O.C.)
Tel: +886-2172-1000 Fax: +886-2172-1322



	Freq	Level	Read	Limit	Over	APos	TPos	Remark	Pol/Phase	Note
	MHz	dBuV/m	dBuV	dB/m	dBuV/m	dB	cm	deg		
1	5147.00	44.12	0.96	43.16	54.00	-9.88	306	342	Average	Horizontal
2 *	5300.00	107.96	64.37	43.00	54.00	53.00	306	342	Average	Horizontal
3	5350.00	44.21	1.08	43.13	54.00	-9.79	306	342	Average	Horizontal



TUV Rheinland Taiwan Ltd.
No. 458-18, Sec. 2, Fenhiao, Linkou Dist., New Taipei City 244, Taiwan(R.O.C.)
Tel: +886-2172-1000 Fax: +886-2172-1322



	Freq	Level	Read	Limit	Over	APos	TPos	Remark	Pol/Phase	Note
	MHz	dBuV/m	dBuV	dB/m	dBuV/m	dB	cm	deg		
1	5147.00	44.21	1.05	43.16	54.00	-9.79	233	6	Average	Vertical
2 *	5300.00	109.47	65.08	43.00	54.00	55.47	233	6	Average	Vertical
3	5351.50	44.96	1.81	43.15	54.00	-9.04	233	6	Average	Vertical

802.11ax HE20

CH 64 (Horizontal) Peak

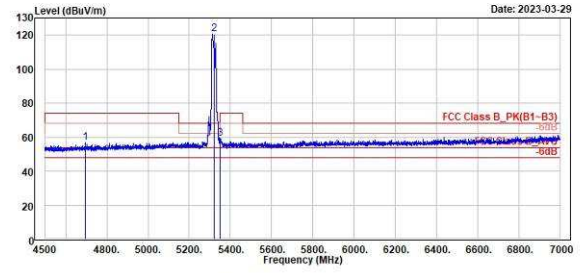
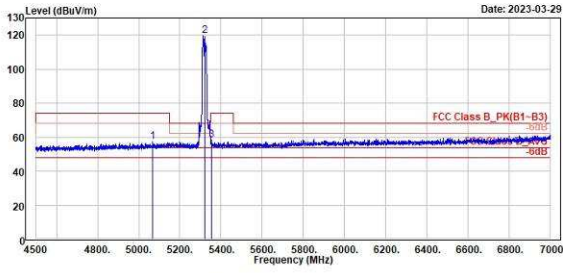
CH 64 (Vertical) Peak



TUV Rheinland Taiwan Ltd.
No. 458-18, Sec. 2, Fenhiao, Linkou Dist., New Taipei City 244, Taiwan(R.O.C.)
Tel: +886-2172-1000 Fax: +886-2172-1322



TUV Rheinland Taiwan Ltd.
No. 458-18, Sec. 2, Fenhiao, Linkou Dist., New Taipei City 244, Taiwan(R.O.C.)
Tel: +886-2172-1000 Fax: +886-2172-1322



Peak	Freq (MHz)	Level (dBuV/m)	Read Level (dBuV)	Level Factor (dB/m)	Limit Line (dBuV/m)	Over Limit (dB)	APos (cm)	TPos (deg)	Remark	Pol/Phase	Note
1	5865.58	57.21	14.88	43.13	74.00	-16.79	320	350	Peak	Horizontal	
2 *	5320.00	119.48	76.87	43.41	68.28	51.28	320	350	Peak	Horizontal	
3	5352.50	58.41	15.24	43.17	74.00	-15.59	320	350	Peak	Horizontal	

Peak	Freq (MHz)	Level (dBuV/m)	Read Level (dBuV)	Level Factor (dB/m)	Limit Line (dBuV/m)	Over Limit (dB)	APos (cm)	TPos (deg)	Remark	Pol/Phase	Note
1	4695.00	56.84	14.37	42.47	74.00	-17.16	248	3	Peak	Vertical	
2 *	5320.00	128.48	77.07	43.41	68.28	52.28	248	3	Peak	Vertical	
3	5351.00	59.55	16.41	43.14	74.00	-14.45	248	3	Peak	Vertical	

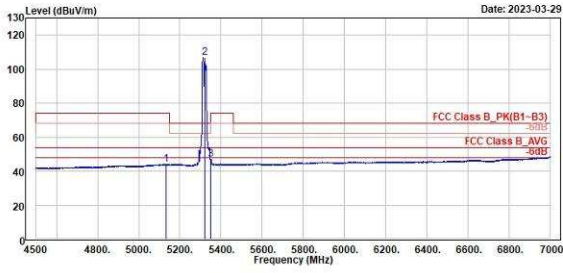
802.11ax HE20

CH 64 (Horizontal) Average

CH 64 (Vertical) Average



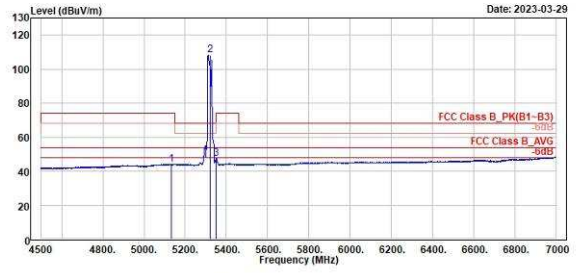
TUV Rheinland Taiwan Ltd.
No. 458-18, Sec. 2, Fenhiao, Linkou Dist., New Taipei City 244, Taiwan(R.O.C.)
Tel: +886-2172-1000 Fax: +886-2172-1322



	Freq	Level	Read Level Factor	Limit Line	Over Limit	APos	TPos	Remark	Pol/Phase	Note
	MHz	dBuV/m	dBuV	dB/m	dBuV/m	dB	cm	deg		
1	5134.50	43.91	0.78	43.13	54.00	-10.09	320	350 Average	Horizontal	
2 *	5320.00	106.77	63.35	43.41	54.00	52.77	320	350 average	Horizontal	
3	5351.00	46.81	3.67	43.14	54.00	-7.19	320	350 Average	Horizontal	



TUV Rheinland Taiwan Ltd.
No. 458-18, Sec. 2, Fenhiao, Linkou Dist., New Taipei City 244, Taiwan(R.O.C.)
Tel: +886-2172-1000 Fax: +886-2172-1322



	Freq	Level	Read Level Factor	Limit Line	Over Limit	APos	TPos	Remark	Pol/Phase	Note
	MHz	dBuV/m	dBuV	dB/m	dBuV/m	dB	cm	deg		
1	5132.50	44.22	1.10	43.12	54.00	-9.78	248	3 Average	Vertical	
2 *	5320.00	108.28	64.07	43.41	54.00	54.28	248	3 Average	Vertical	
3	5351.00	47.68	4.54	43.14	54.00	-6.32	248	3 Average	Vertical	

802.11ax HE40

CH 54 (Horizontal) Peak

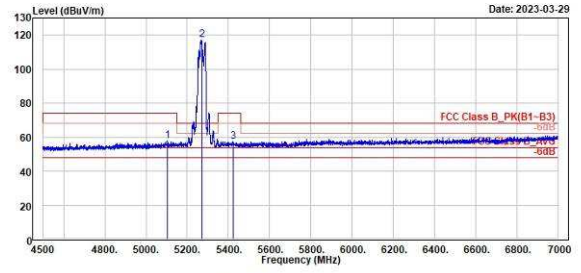
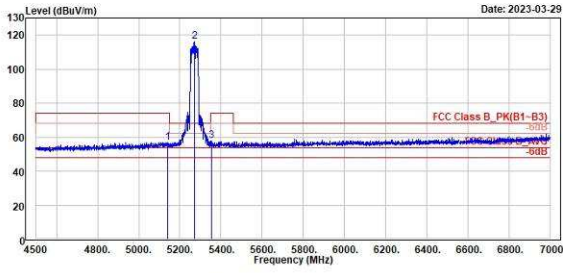
CH 54 (Vertical) Peak



TUV Rheinland Taiwan Ltd.
No. 458-18, Sec. 2, Fenhiao, Linkou Dist., New Taipei City 244, Taiwan(R.O.C.)
Tel: +886-2172-1000 Fax: +886-2172-1322



TUV Rheinland Taiwan Ltd.
No. 458-18, Sec. 2, Fenhiao, Linkou Dist., New Taipei City 244, Taiwan(R.O.C.)
Tel: +886-2172-1000 Fax: +886-2172-1322



Peak	Freq (MHz)	Level (dBuV/m)	Read Level (dBuV)	Level Factor (dB/m)	Limit Line (dBuV/m)	Over Limit (dB)	APos (cm)	TPos (deg)	Remark	Pol/Phase	Note
1	5149.00	56.93	13.79	43.14	74.00	-17.07	100	60	Peak	Horizontal	
2 *	5279.00	115.99	72.72	43.27	68.28	47.75	100	60	Peak	Horizontal	
3	5352.00	57.75	14.59	43.16	74.00	-16.25	100	60	Peak	Horizontal	

Peak	Freq (MHz)	Level (dBuV/m)	Read Level (dBuV)	Level Factor (dB/m)	Limit Line (dBuV/m)	Over Limit (dB)	APos (cm)	TPos (deg)	Remark	Pol/Phase	Note
1	5183.00	57.73	14.69	43.04	74.00	-16.27	171	21	Peak	Vertical	
2 *	5279.00	117.30	74.03	43.27	68.28	49.10	171	21	Peak	Vertical	
3	5423.50	57.53	13.93	43.60	74.00	-16.47	171	21	Peak	Vertical	

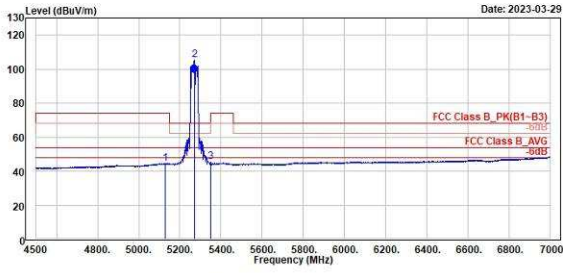
802.11ax HE40

CH 54 (Horizontal) Average

CH 54 (Vertical) Average



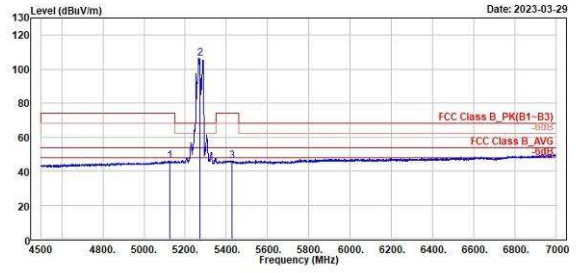
TUV Rheinland Taiwan Ltd.
No. 458-18, Sec. 2, Fenhiao, Linkou Dist., New Taipei City 244, Taiwan(R.O.C.)
Tel: +886-2172-1000 Fax: +886-2172-1322



Read	Level	Factor	Limit	Over	APos	TPos	Remark	Pol/Phase	Note
MHz	dBuV/m	dBuV	dB/m	dBuV/m	dB	cm	deg		
1	5127.56	44.55	1.44	43.11	54.00	-9.45	100	60	Average Horizontal
2 *	5279.00	105.16	61.89	43.27	54.00	51.16	100	60	average Horizontal
3	5359.00	45.59	2.46	43.13	54.00	-8.41	100	60	Average Horizontal



TUV Rheinland Taiwan Ltd.
No. 458-18, Sec. 2, Fenhiao, Linkou Dist., New Taipei City 244, Taiwan(R.O.C.)
Tel: +886-2172-1000 Fax: +886-2172-1322



Read	Level	Factor	Limit	Over	APos	TPos	Remark	Pol/Phase	Note
MHz	dBuV/m	dBuV	dB/m	dBuV/m	dB	cm	deg		
1	5126.00	45.97	2.67	43.10	54.00	-8.03	171	21	Average Vertical
2 *	5279.00	105.32	63.05	43.27	54.00	52.32	171	21	Average Vertical
3	5428.00	46.21	2.63	43.58	54.00	-7.79	171	21	Average Vertical

802.11ax HE40

CH 62 (Horizontal) Peak

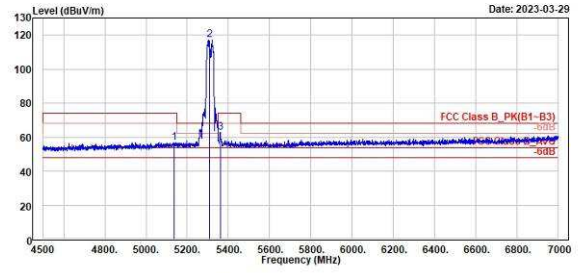
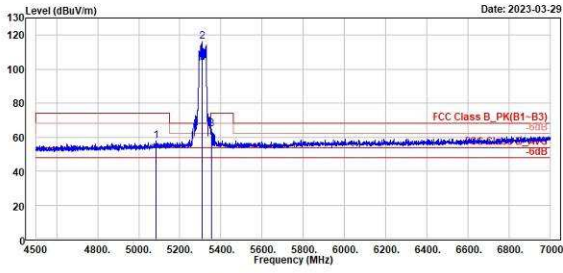
CH 62 (Vertical) Peak



TUV Rheinland Taiwan Ltd.
No. 458-18, Sec. 2, Fenhiao, Linkou Dist., New Taipei City 244, Taiwan(R.O.C.)
Tel: +886-2172-1000 Fax: +886-2172-1322



TUV Rheinland Taiwan Ltd.
No. 458-18, Sec. 2, Fenhiao, Linkou Dist., New Taipei City 244, Taiwan(R.O.C.)
Tel: +886-2172-1000 Fax: +886-2172-1322



Peak	Freq (MHz)	Level (dBuV/m)	Read Level (dBuV)	Level Factor (dB/m)	Limit Line (dBuV/m)	Over Limit (dB)	APos (cm)	TPos (deg)	Remark	Pol/Phase	Note
1	5883.00	57.66	14.57	43.09	74.00	-16.34	100	344	Peak	Horizontal	
2 *	5319.00	116.17	72.67	43.50	68.28	47.97	100	344	Peak	Horizontal	
3	5354.00	64.67	21.48	43.19	74.00	-9.33	100	344	Peak	Horizontal	

Peak	Freq (MHz)	Level (dBuV/m)	Read Level (dBuV)	Level Factor (dB/m)	Limit Line (dBuV/m)	Over Limit (dB)	APos (cm)	TPos (deg)	Remark	Pol/Phase	Note
1	5137.00	56.99	13.86	43.13	74.00	-17.01	273	360	Peak	Vertical	
2 *	5319.00	117.22	73.72	43.50	68.28	49.02	273	360	Peak	Vertical	
3	5362.00	62.70	19.42	43.28	74.00	-11.30	273	360	Peak	Vertical	

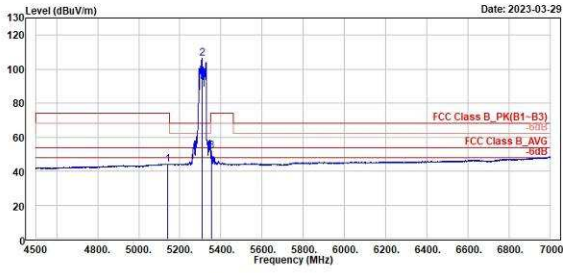
802.11ax HE40

CH 62 (Horizontal) Average

CH 62 (Vertical) Average



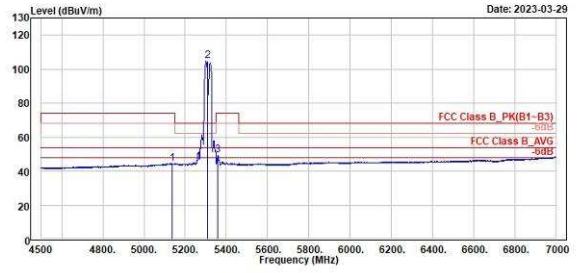
TUV Rheinland Taiwan Ltd.
No. 458-18, Sec 2, Fenhiao, Linkou Dist., New Taipei City 244, Taiwan(R.O.C.)
Tel: +886-2172-1000 Fax: +886-2172-1322



Read	Level	Factor	Limit	Over	APos	TPos	Remark	Pol/Phase	Note
MHz	dBuV/m	dBuV	dB/m	dBuV/m	dB	cm	deg		
1	5141.50	44.24	1.18	43.14	54.00	-9.76	100	344	Average Horizontal
2 *	5310.00	106.10	62.60	43.50	54.00	52.10	100	344	Average Horizontal
3 !	5353.50	51.89	8.71	43.18	54.00	-2.11	100	344	Average Horizontal



TUV Rheinland Taiwan Ltd.
No. 458-18, Sec 2, Fenhiao, Linkou Dist., New Taipei City 244, Taiwan(R.O.C.)
Tel: +886-2172-1000 Fax: +886-2172-1322



Read	Level	Factor	Limit	Over	APos	TPos	Remark	Pol/Phase	Note
MHz	dBuV/m	dBuV	dB/m	dBuV/m	dB	cm	deg		
1	5137.00	44.31	1.18	43.13	54.00	-9.69	273	360	Average Vertical
2 *	5310.00	104.70	61.28	43.50	54.00	50.70	273	360	Average Vertical
3 !	5359.00	49.25	6.00	43.25	54.00	-4.75	273	360	Average Vertical

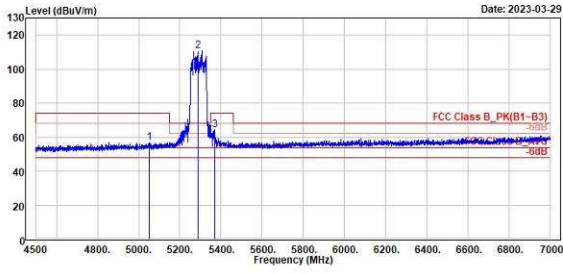
802.11ax HE80

CH 58 (Horizontal) Peak

CH 58 (Vertical) Peak



TUV Rheinland Taiwan Ltd.
No. 458-18, Sec. 2, Fenhiao, Linkou Dist., New Taipei City 244, Taiwan(R.O.C.)
Tel: +886-2172-1000 Fax: +886-2172-1322

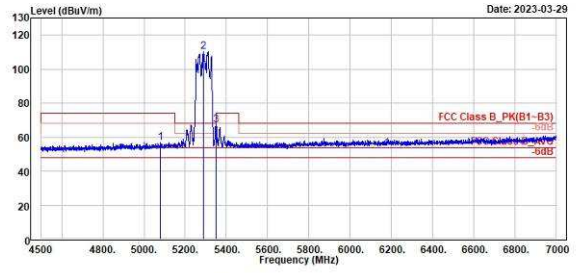


Date: 2023-03-29

Peak	Freq	Level	Read Level	Factor	Limit Line	Over Limit	APos	TPos	Remark	Pol/Phase	Note
	MHz	dBuV/m	dBuV	dB/m	dBuV/m	dB	cm	deg			
1	5849.58	57.81	13.82	43.19	74.00	-16.99	115	346	Peak	Horizontal	
2 *	5298.00	118.59	67.11	43.48	68.28	42.39	115	346	Peak	Horizontal	
3	5368.00	64.12	20.75	43.37	74.00	-9.88	115	346	Peak	Horizontal	



TUV Rheinland Taiwan Ltd.
No. 458-18, Sec. 2, Fenhiao, Linkou Dist., New Taipei City 244, Taiwan(R.O.C.)
Tel: +886-2172-1000 Fax: +886-2172-1322



Date: 2023-03-29

Peak	Freq	Level	Read Level	Factor	Limit Line	Over Limit	APos	TPos	Remark	Pol/Phase	Note
	MHz	dBuV/m	dBuV	dB/m	dBuV/m	dB	cm	deg			
1	5878.58	56.85	13.75	43.10	74.00	-17.15	124	25	Peak	Vertical	
2 *	5298.00	118.89	66.61	43.48	68.28	41.89	124	25	Peak	Vertical	
3 !	5358.00	67.32	24.19	43.13	68.28	-0.88	124	25	Peak	Vertical	

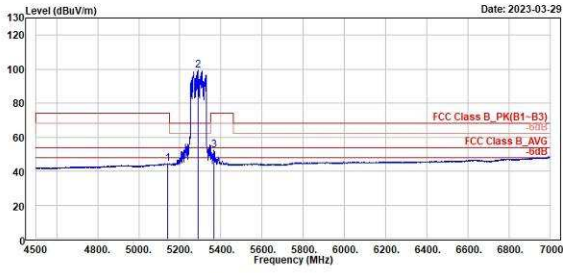
802.11ax HE80

CH 58 (Horizontal) Average

CH 58 (Vertical) Average



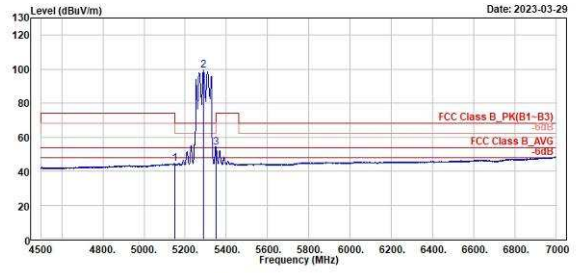
TUV Rheinland Taiwan Ltd.
No. 458-18, Sec. 2, Fenhiao, Linkou Dist., New Taipei City 244, Taiwan(R.O.C.)
Tel: +886-2172-1000 Fax: +886-2172-1322



	Read	Limit	Over	APos	TPos	Remark	Pol/Phase	Note
1	5349.50	44.33	1.19	43.14	54.00	-9.67	115	346 Average Horizontal
2	5299.00	89.42	55.94	43.48	54.00	45.42	115	346 average Horizontal
3	5367.00	52.20	8.85	43.35	54.00	-1.80	115	346 Average Horizontal



TUV Rheinland Taiwan Ltd.
No. 458-18, Sec. 2, Fenhiao, Linkou Dist., New Taipei City 244, Taiwan(R.O.C.)
Tel: +886-2172-1000 Fax: +886-2172-1322



	Read	Limit	Over	APos	TPos	Remark	Pol/Phase	Note
1	5350.00	44.41	1.24	43.17	54.00	-9.59	124	25 Average Vertical
2	5299.00	89.39	55.91	43.48	54.00	45.39	124	25 Average Vertical
3	5350.00	53.88	10.75	43.13	54.00	-0.12	124	25 Average Vertical

802.11ax HE160

CH 50 (Horizontal) Peak

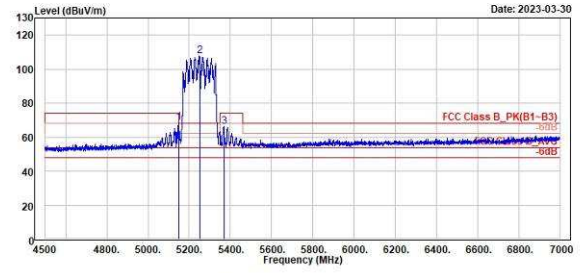
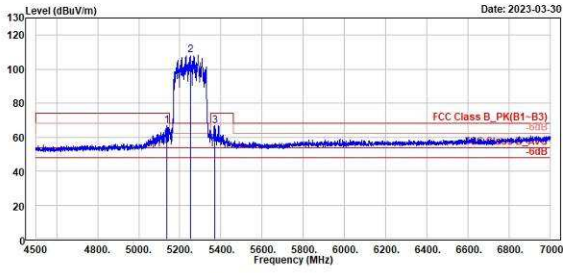
CH 50 (Vertical) Peak



TUV Rheinland Taiwan Ltd.
No. 458-18, Sec. 2, Fenhiao, Linkou Dist., New Taipei City 244, Taiwan(R.O.C.)
Tel: +886-2172-1000 Fax: +886-2172-1322



TUV Rheinland Taiwan Ltd.
No. 458-18, Sec. 2, Fenhiao, Linkou Dist., New Taipei City 244, Taiwan(R.O.C.)
Tel: +886-2172-1000 Fax: +886-2172-1322



Read	Limit	Over	APos	TPos	Remark	Pol/Phase	Note		
Freq	Level	Level	Line	Limit					
MHz	dBuV/m	Factor	dB/m	dBuV/m	dB	cm	deg		
1	5135.00	66.49	23.36	43.13	74.00	-7.51	100	348 Peak	Horizontal
2 *	5250.00	100.11	65.05	43.05	68.28	39.91	100	348 Peak	Horizontal
3	5368.00	66.87	23.50	43.37	74.00	-7.13	100	348 Peak	Horizontal

Read	Limit	Over	APos	TPos	Remark	Pol/Phase	Note		
Freq	Level	Level	Line	Limit					
MHz	dBuV/m	Factor	dB/m	dBuV/m	dB	cm	deg		
1	5148.00	68.06	25.69	43.17	74.00	-5.14	161	22 Peak	Vertical
2 *	5250.00	107.55	64.50	43.05	68.28	39.35	161	22 Peak	Vertical
3	5368.00	66.06	22.69	43.37	74.00	-7.94	161	22 Peak	Vertical

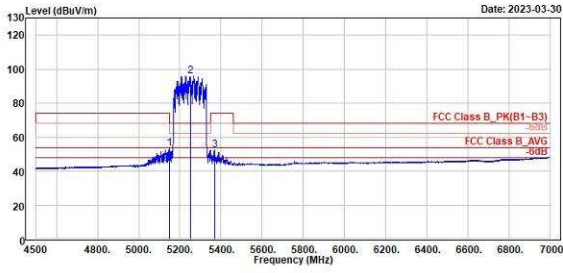
802.11ax HE160

CH 50 (Horizontal) Average

CH 50 (Vertical) Average



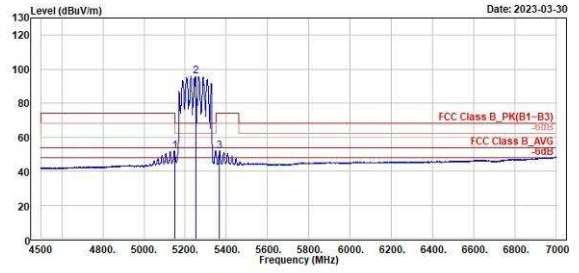
TUV Rheinland Taiwan Ltd.
No. 458-18, Sec. 2, Fenhiao, Linkou Dist., New Taipei City 244, Taiwan(R.O.C.)
Tel: +886-2172-1000 Fax: +886-2172-1322



Read	Limit	Over	APos	TPos	Remark	Pol/Phase	Note
Freq	Level	Level Factor	Line	Limit			
MHz	dBuV/m	dBuV	dB/m	dBuV/m	dB	cm	deg
1	5348.58	53.44	10.27	43.17	54.00	-0.56	100 348 Average Horizontal
2	5250.00	95.82	52.77	43.05	54.00	41.82	100 348 average Horizontal
3	5368.00	52.20	8.83	43.37	54.00	-1.80	100 348 Average Horizontal



TUV Rheinland Taiwan Ltd.
No. 458-18, Sec. 2, Fenhiao, Linkou Dist., New Taipei City 244, Taiwan(R.O.C.)
Tel: +886-2172-1000 Fax: +886-2172-1322



Read	Limit	Over	APos	TPos	Remark	Pol/Phase	Note
Freq	Level	Level Factor	Line	Limit			
MHz	dBuV/m	dBuV	dB/m	dBuV/m	dB	cm	deg
1	5347.58	51.89	8.73	43.16	54.00	-2.11	161 22 Average Vertical
2	5250.00	95.68	52.63	43.05	54.00	41.68	161 22 Average Vertical
3	5367.00	52.04	8.69	43.35	54.00	-1.96	161 22 Average Vertical

Band Edges, 5.3GHz ~ 5.47GHz, 5.725GHz
U-NII-2C

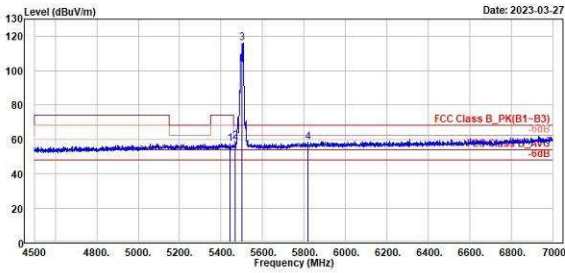
802.11a

CH 100 (Horizontal) Peak

CH 100 (Vertical) Peak



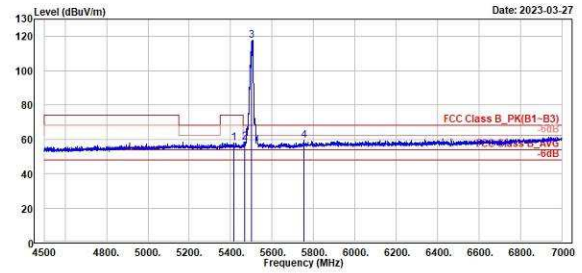
TUV Rheinland Taiwan Ltd.
No. 438-18, Sec 2, Penliao, Linkou Dist., New Taipei City 244, Taiwan(R.O.C.)
Tel: +886-2172-1000 Fax: +886-2172-1322



Peak	Freq (MHz)	Level (dBuV/m)	Read Level (dBuV)	Factor (dB/m)	Limit Line (dBuV/m)	Over Limit (dB)	APos (cm)	TPos (deg)	Remark	Pol/Phase	Note
1	5443.58	57.48	13.94	43.46	74.00	-16.60	100	332	Peak	Horizontal	
2	5468.00	58.94	15.47	43.47	68.20	-9.26	100	332	Peak	Horizontal	
3 *	5500.00	116.16	72.61	43.55	68.20	47.96	100	332	Peak	Horizontal	
4	5821.00	58.16	14.18	43.98	68.20	-10.04	100	332	Peak	Horizontal	



TUV Rheinland Taiwan Ltd.
No. 438-18, Sec 2, Penliao, Linkou Dist., New Taipei City 244, Taiwan(R.O.C.)
Tel: +886-2172-1000 Fax: +886-2172-1322



Peak	Freq (MHz)	Level (dBuV/m)	Read Level (dBuV)	Factor (dB/m)	Limit Line (dBuV/m)	Over Limit (dB)	APos (cm)	TPos (deg)	Remark	Pol/Phase	Note
1	5414.00	57.86	14.18	43.68	74.00	-16.14	210	13	Peak	Vertical	
2	5468.00	58.43	14.96	43.47	68.20	-9.77	210	13	Peak	Vertical	
3 *	5500.00	117.63	74.88	43.55	68.20	49.43	210	13	Peak	Vertical	
4	5755.00	59.08	15.12	43.96	68.20	-9.12	210	13	Peak	Vertical	

802.11a

CH 100 (Horizontal) Average

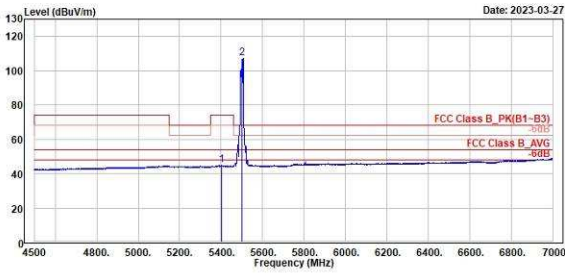
CH 100 (Vertical) Average



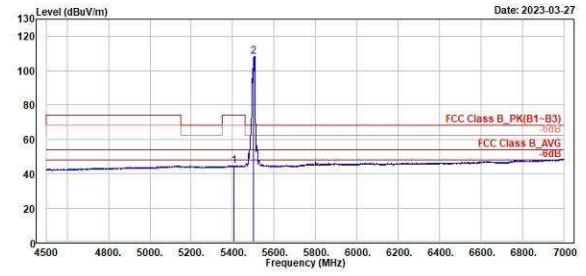
TUV Rheinland Taiwan Ltd.
No. 438-18, Sec 2, Penliao, Linkou Dist., New Taipei City 244, Taiwan(R.O.C.)
Tel: +886-2172-1000 Fax: +886-2172-1322



TUV Rheinland Taiwan Ltd.
No. 438-18, Sec 2, Penliao, Linkou Dist., New Taipei City 244, Taiwan(R.O.C.)
Tel: +886-2172-1000 Fax: +886-2172-1322



Read	Limit	Over	APos	TPos	Remark	Pol/Phase	Note	
Freq	Level	Level Factor	Line	Limit				
MHz	dBuV/m	dBuV	dB/m	dBuV/m	dB	cm	deg	
1	5402.00	44.79	1.03	43.76	54.00	-9.21	100	332 Average Horizontal
2 *	5500.00	107.26	63.71	43.55	54.00	53.26	100	332 Average Horizontal



Read	Limit	Over	APos	TPos	Remark	Pol/Phase	Note	
Freq	Level	Level Factor	Line	Limit				
MHz	dBuV/m	dBuV	dB/m	dBuV/m	dB	cm	deg	
1	5405.50	44.68	0.94	43.74	54.00	-9.32	210	13 Average Vertical
2 *	5500.00	108.39	64.84	43.55	54.00	54.39	210	13 Average Vertical

802.11a

CH 116 (Horizontal) Peak

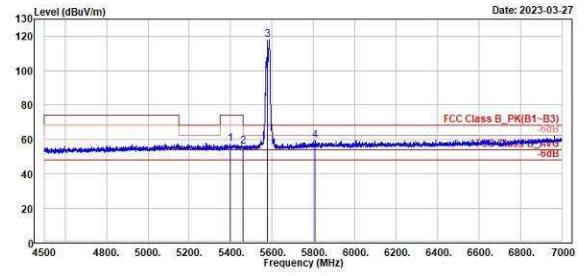
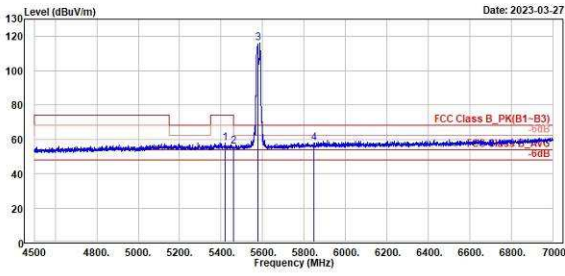
CH 116 (Vertical) Peak



TUV Rheinland Taiwan Ltd.
No. 438-18, Sec 2, Penliao, Linkou Dist., New Taipei City 244, Taiwan(R.O.C.)
Tel: +886-2172-1000 Fax: +886-2172-1322



TUV Rheinland Taiwan Ltd.
No. 438-18, Sec 2, Penliao, Linkou Dist., New Taipei City 244, Taiwan(R.O.C.)
Tel: +886-2172-1000 Fax: +886-2172-1322



	Read	Limit	Over	APos	TPos	Remark	Pol/Phase	Note
1	2	3	4	cm	deg			
Freq	Level	Level Factor	Line	Line				
MHz	dBuV/m	dBuV	dB/m	dBuV/m	dB			
1	5438.58	57.91	14.28	43.63	74.00	-16.89	239	51 Peak Horizontal
2	5469.00	55.73	12.29	43.44	68.20	-12.47	239	51 Peak Horizontal
3 *	5580.00	116.19	72.67	43.52	68.20	47.99	239	51 Peak Horizontal
4	5847.00	57.89	13.94	43.95	68.20	-10.31	239	51 Peak Horizontal

	Read	Limit	Over	APos	TPos	Remark	Pol/Phase	Note
1	2	3	4	cm	deg			
Freq	Level	Level Factor	Line	Line				
MHz	dBuV/m	dBuV	dB/m	dBuV/m	dB			
1	5388.50	57.15	13.48	43.75	74.00	-16.85	208	14 Peak Vertical
2	5469.00	56.00	12.64	43.44	68.20	-12.12	208	14 Peak Vertical
3 *	5580.00	118.11	74.59	43.52	68.20	49.91	208	14 Peak Vertical
4	5806.50	59.53	15.54	43.99	68.20	-8.67	208	14 Peak Vertical

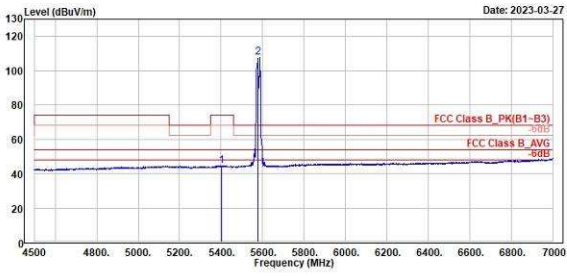
802.11a

CH 116 (Horizontal) Average

CH 116 (Vertical) Average



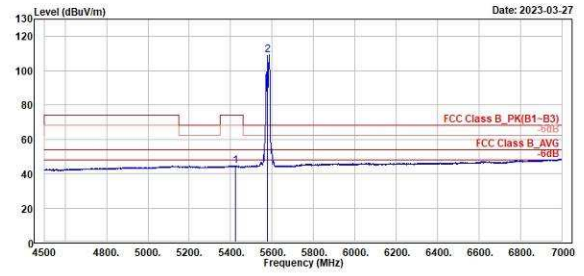
TUV Rheinland Taiwan Ltd.
No. 438-18, Sec 2, Penliao, Linkou Dist., New Taipei City 244, Taiwan(R.O.C.)
Tel: +886-2172-1000 Fax: +886-2172-1322



Read	Limit	Over	APos	TPos	Remark	Pol/Phase	Note		
Level	Line	Limit							
Factor									
dBuV	dB/m	dBuV/m	cm	deg					
1	5484.50	44.65	0.91	43.74	54.00	-9.35	239	51 Average	Horizontal
2	5580.00	107.59	64.07	43.52	54.00	53.59	239	51 Average	Horizontal



TUV Rheinland Taiwan Ltd.
No. 438-18, Sec 2, Penliao, Linkou Dist., New Taipei City 244, Taiwan(R.O.C.)
Tel: +886-2172-1000 Fax: +886-2172-1322



Read	Limit	Over	APos	TPos	Remark	Pol/Phase	Note		
Level	Line	Limit							
Factor									
dBuV	dB/m	dBuV/m	cm	deg					
1	5424.50	44.69	1.10	43.59	54.00	-9.31	208	14 Average	Vertical
2	5580.00	109.18	65.66	43.52	54.00	55.18	208	14 Average	Vertical

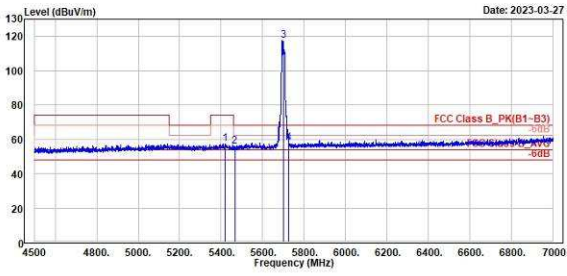
802.11a

CH 140 (Horizontal) Peak

CH 140 (Vertical) Peak



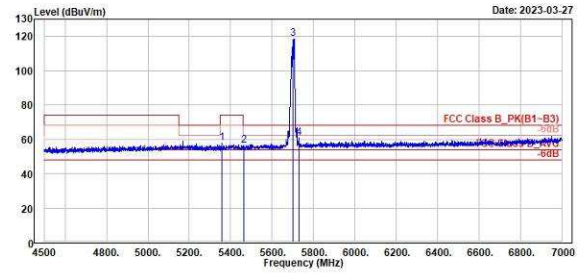
TUV Rheinland Taiwan Ltd.
No. 438-18, Sec 2, Penliao, Linkou Dist., New Taipei City 244, Taiwan(R.O.C.)
Tel: +886-2172-1000 Fax: +886-2172-1322



Peak	Freq	Level	Read	Limit	Over	APos	TPos	Remark	Pol/Phase	Note
	MHz	dBuV/m	dBuV	dB/m	dBuV/m	dB	cm	deg		
1	5417.50	57.38	13.73	43.65	74.00	-16.62	329	336 Peak	Horizontal	
2	5466.00	55.85	12.39	43.46	68.20	-12.35	329	336 Peak	Horizontal	
3 *	5700.00	117.45	74.83	43.42	68.20	49.25	329	336 Peak	Horizontal	
4	5726.50	58.06	14.35	43.71	68.20	-10.14	329	336 Peak	Horizontal	



TUV Rheinland Taiwan Ltd.
No. 438-18, Sec 2, Penliao, Linkou Dist., New Taipei City 244, Taiwan(R.O.C.)
Tel: +886-2172-1000 Fax: +886-2172-1322



Peak	Freq	Level	Read	Limit	Over	APos	TPos	Remark	Pol/Phase	Note
	MHz	dBuV/m	dBuV	dB/m	dBuV/m	dB	cm	deg		
1	5388.50	57.00	14.66	43.24	74.00	-16.10	190	16 Peak	Vertical	
2	5462.50	56.48	13.04	43.44	68.20	-11.72	190	16 Peak	Vertical	
3 *	5700.00	118.81	75.39	43.42	68.20	50.61	190	16 Peak	Vertical	
4	5729.00	60.71	16.98	43.73	68.20	-7.49	190	16 Peak	Vertical	

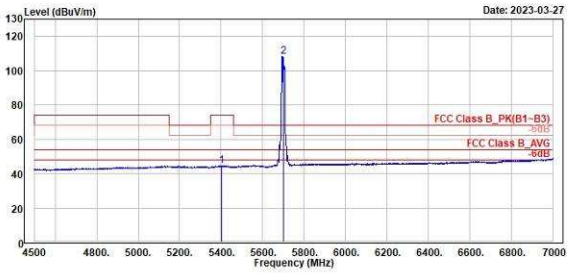
802.11a

CH 140 (Horizontal) Average

CH 140 (Vertical) Average



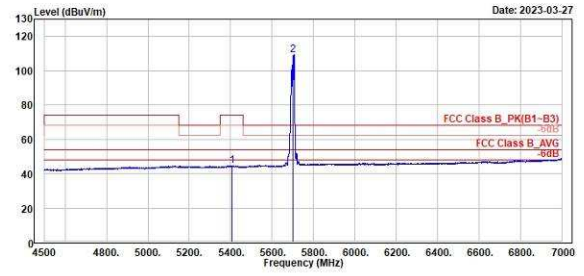
TUV Rheinland Taiwan Ltd.
No. 438-18, Sec 2, Penliao, Linkou Dist., New Taipei City 244, Taiwan(R.O.C.)
Tel: +886-2172-1000 Fax: +886-2172-1322



Read	Limit	Over	APos	TPos	Remark	Pol/Phase	Note		
Freq	Level	Level Factor	Line	Limit					
MHz	dBuV/m	dBuV	dB/m	dBuV/m	dB	cm	deg		
1	5402.50	44.59	0.83	43.76	54.00	-9.41	329	336 Average	Horizontal
2 *	5700.00	108.26	64.84	43.42	54.00	54.26	329	336 Average	Horizontal



TUV Rheinland Taiwan Ltd.
No. 438-18, Sec 2, Penliao, Linkou Dist., New Taipei City 244, Taiwan(R.O.C.)
Tel: +886-2172-1000 Fax: +886-2172-1322



Read	Limit	Over	APos	TPos	Remark	Pol/Phase	Note		
Freq	Level	Level Factor	Line	Limit					
MHz	dBuV/m	dBuV	dB/m	dBuV/m	dB	cm	deg		
1	5408.50	44.56	0.85	43.71	54.00	-9.44	190	16 Average	Vertical
2 *	5700.00	109.12	65.78	43.42	54.00	55.12	190	16 Average	Vertical

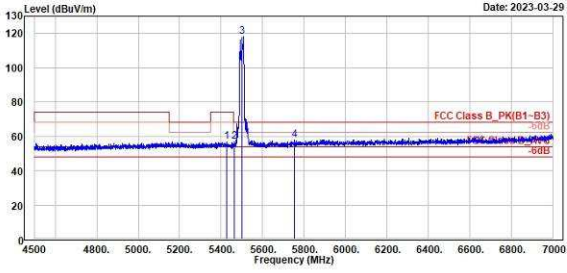
802.11ax HE20

CH 100 (Horizontal) Peak

CH 100 (Vertical) Peak



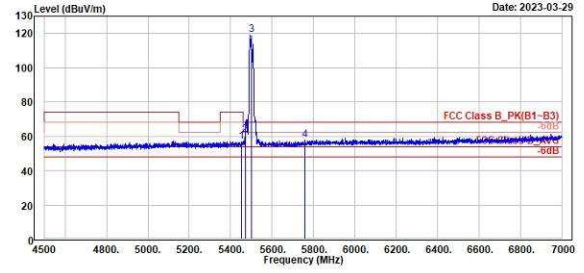
TUV Rheinland Taiwan Ltd.
No. 438-18, Sec 2, Penliao, Linkou Dist., New Taipei City 244, Taiwan(R.O.C.)
Tel: +886-2172-1000 Fax: +886-2172-1322



	Read	Limit	Over	APos	TPos	Remark	Pol/Phase	Note
1	2	3	4	5	6	7	8	9
Freq	Level	Level	Factor	Line	Limit			
MHz	dBuV/m	dBuV	dB/m	dBuV/m	dB	cm	deg	
1	5427.00	57.08	13.50	43.58	74.00	-16.92	301	338 Peak Horizontal
2	5464.50	56.00	13.34	43.46	68.20	-11.40	301	338 Peak Horizontal
3 *	5500.00	117.98	74.43	43.55	68.20	49.78	301	338 Peak Horizontal
4	5754.50	57.86	13.90	43.96	68.20	-10.34	301	338 Peak Horizontal



TUV Rheinland Taiwan Ltd.
No. 438-18, Sec 2, Penliao, Linkou Dist., New Taipei City 244, Taiwan(R.O.C.)
Tel: +886-2172-1000 Fax: +886-2172-1322



	Read	Limit	Over	APos	TPos	Remark	Pol/Phase	Note
1	2	3	4	5	6	7	8	9
Freq	Level	Level	Factor	Line	Limit			
MHz	dBuV/m	dBuV	dB/m	dBuV/m	dB	cm	deg	
1	5450.50	56.94	13.53	43.41	74.00	-17.06	235	5 Peak Vertical
2	5470.00	60.78	17.31	43.47	68.20	-7.42	235	5 Peak Vertical
3 *	5500.00	119.14	75.59	43.55	68.20	50.94	235	5 Peak Vertical
4	5759.50	57.88	13.91	43.97	68.20	-10.32	235	5 Peak Vertical

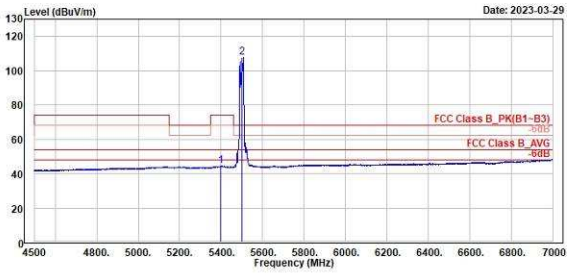
802.11ax HE20

CH 100 (Horizontal) Average

CH 100 (Vertical) Average



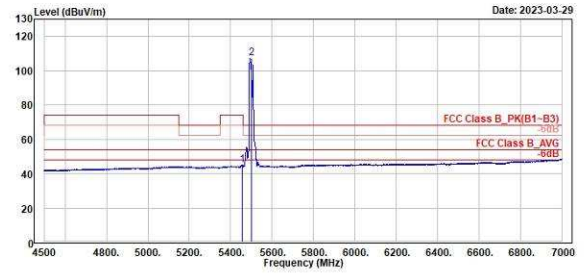
TUV Rheinland Taiwan Ltd.
No. 438-18, Sec 2, Penliao, Linkou Dist., New Taipei City 244, Taiwan(R.O.C.)
Tel: +886-2172-1000 Fax: +886-2172-1322



Read	Limit	Over	APos	TPos	Remark	Pol/Phase	Note				
Level	Line	Limit									
Factor											
dBuV	dB/m	dBuV/m	dB	cm	deg						
1	5398.58	44.31	0.56	43.75	54.00	-9.69	301	338	Average	Horizontal	
2 *	5500.00	107.71	64.16	43.55	54.00	53.71	301	338	Average	Horizontal	



TUV Rheinland Taiwan Ltd.
No. 438-18, Sec 2, Penliao, Linkou Dist., New Taipei City 244, Taiwan(R.O.C.)
Tel: +886-2172-1000 Fax: +886-2172-1322



Read	Limit	Over	APos	TPos	Remark	Pol/Phase	Note				
Level	Line	Limit									
Factor											
dBuV	dB/m	dBuV/m	dB	cm	deg						
1	5456.50	45.06	1.63	43.43	54.00	-8.94	235	5	Average	Vertical	
2 *	5500.00	107.47	63.92	43.55	54.00	53.47	235	5	Average	Vertical	

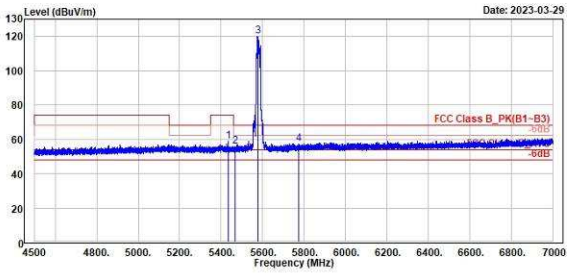
802.11ax HE20

CH 116 (Horizontal) Peak

CH 116 (Vertical) Peak



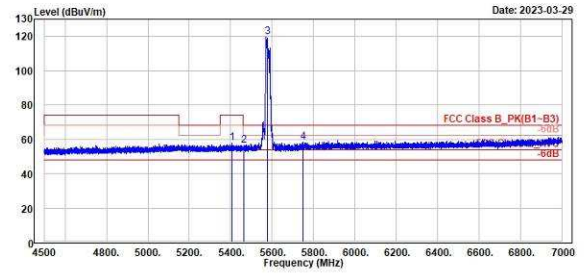
TUV Rheinland Taiwan Ltd.
No. 438-18, Sec 2, Penliao, Linkou Dist., New Taipei City 244, Taiwan(R.O.C.)
Tel: +886-2172-1000 Fax: +886-2172-1322



Peak	Freq	Level	Read	Limit	Over	APos	TPos	Remark	Pol/Phase	Note
	MHz	dBuV/m	dBuV	dB/m	dBuV/m	dB	cm	deg		
1	5435.88	58.74	15.23	43.51	74.00	-15.26	113	31	Peak	Horizontal
2	5467.65	55.88	12.33	43.47	68.20	-12.40	113	31	Peak	Horizontal
3 *	5580.80	120.25	76.73	43.52	68.20	52.05	113	31	Peak	Horizontal
4	5774.71	57.49	13.51	43.98	68.20	-10.71	113	31	Peak	Horizontal



TUV Rheinland Taiwan Ltd.
No. 438-18, Sec 2, Penliao, Linkou Dist., New Taipei City 244, Taiwan(R.O.C.)
Tel: +886-2172-1000 Fax: +886-2172-1322



Peak	Freq	Level	Read	Limit	Over	APos	TPos	Remark	Pol/Phase	Note
	MHz	dBuV/m	dBuV	dB/m	dBuV/m	dB	cm	deg		
1	5484.85	57.89	14.25	43.74	74.00	-16.01	241	8	Peak	Vertical
2	5464.56	56.55	13.89	43.46	68.20	-11.65	241	8	Peak	Vertical
3 *	5580.80	119.67	76.15	43.52	68.20	51.47	241	8	Peak	Vertical
4	5750.59	58.36	14.40	43.96	68.20	-9.84	241	8	Peak	Vertical

802.11ax HE20

CH 116 (Horizontal) Average

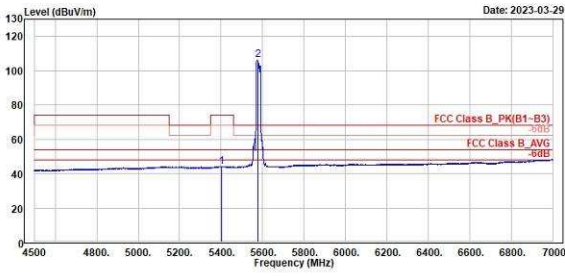
CH 116 (Vertical) Average



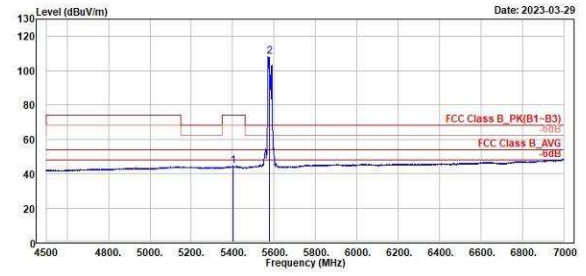
TUV Rheinland Taiwan Ltd.
No. 438-18, Sec 2, Penliao, Linkou Dist., New Taipei City 244, Taiwan(R.O.C.)
Tel: +886-2172-1000 Fax: +886-2172-1322



TUV Rheinland Taiwan Ltd.
No. 438-18, Sec 2, Penliao, Linkou Dist., New Taipei City 244, Taiwan(R.O.C.)
Tel: +886-2172-1000 Fax: +886-2172-1322



Peak	Freq	Level	Read Level	Factor	Limit Line	Over Limit	APos	TPos	Remark	Pol/Phase	Note
	MHz	dBuV/m	dBuV	dB/m	dBuV/m	dB	cm	deg			
1	5403.58	44.23	0.48	43.75	54.00	-9.77	113	31	Average	Horizontal	
2 *	5580.00	106.45	62.93	43.52	54.00	52.45	113	31	Average	Horizontal	



Peak	Freq	Level	Read Level	Factor	Limit Line	Over Limit	APos	TPos	Remark	Pol/Phase	Note
	MHz	dBuV/m	dBuV	dB/m	dBuV/m	dB	cm	deg			
1	5403.00	44.30	0.54	43.76	54.00	-9.70	241	8	Average	Vertical	
2 *	5580.00	108.05	64.53	43.52	54.00	54.05	241	8	Average	Vertical	

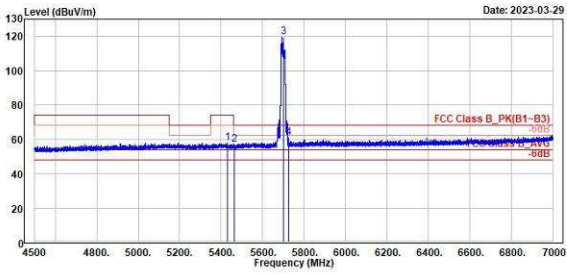
802.11ax HE20

CH 140 (Horizontal) Peak

CH 140 (Vertical) Peak



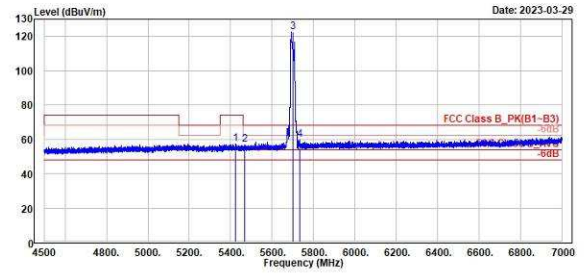
TUV Rheinland Taiwan Ltd.
No. 438-18, Sec 2, Penliao, Linkou Dist., New Taipei City 244, Taiwan(R.O.C.)
Tel: +886-2172-1000 Fax: +886-2172-1322



Peak	Freq	Level	Read	Limit	Over	APos	TPos	Remark	Pol/Phase	Note
	MHz	dBuV/m	dBuV	dB/m	dBuV/m	dB	cm	deg		
1	5436.88	58.08	14.53	43.55	74.00	-15.92	162	329 Peak	Horizontal	
2	5463.82	56.69	13.23	43.46	68.20	-11.51	162	329 Peak	Horizontal	
3 *	5700.00	119.48	76.86	43.42	68.20	51.28	162	329 Peak	Horizontal	
4	5725.00	60.92	17.23	43.69	68.20	-7.28	162	329 Peak	Horizontal	



TUV Rheinland Taiwan Ltd.
No. 438-18, Sec 2, Penliao, Linkou Dist., New Taipei City 244, Taiwan(R.O.C.)
Tel: +886-2172-1000 Fax: +886-2172-1322



Peak	Freq	Level	Read	Limit	Over	APos	TPos	Remark	Pol/Phase	Note
	MHz	dBuV/m	dBuV	dB/m	dBuV/m	dB	cm	deg		
1	5424.56	57.49	13.98	43.59	74.00	-16.51	243	12 Peak	Vertical	
2	5469.12	56.94	13.47	43.47	68.20	-11.26	243	12 Peak	Vertical	
3 *	5700.00	122.42	79.80	43.42	68.20	54.22	243	12 Peak	Vertical	
4	5732.06	59.63	15.87	43.76	68.20	-8.57	243	12 Peak	Vertical	

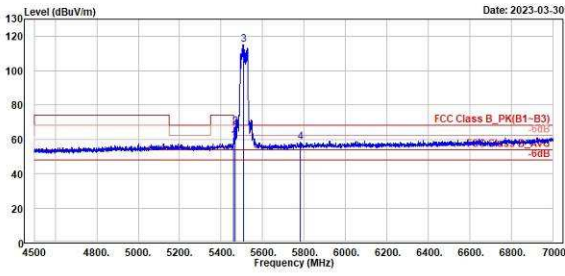
802.11ax HE40

CH 102 (Horizontal) Peak

CH 102 (Vertical) Peak



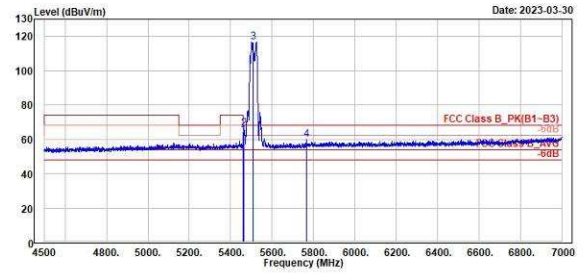
TUV Rheinland Taiwan Ltd.
No. 438-18, Sec 2, Penliao, Linkou Dist., New Taipei City 244, Taiwan(R.O.C.)
Tel: +886-2172-1000 Fax: +886-2172-1322



	Read	Limit	Over	APos	TPos	Remark	Pol/Phase	Note	
1	5459.58	59.15	15.71	43.44	74.00	-14.85	100	37 Peak	Horizontal
2	5466.50	67.17	23.71	43.46	68.20	-1.03	100	37 Peak	Horizontal
3 *	5510.00	115.02	71.48	43.54	68.20	46.82	100	37 Peak	Horizontal
4	5784.00	58.18	14.19	43.99	68.20	-10.02	100	37 Peak	Horizontal



TUV Rheinland Taiwan Ltd.
No. 438-18, Sec 2, Penliao, Linkou Dist., New Taipei City 244, Taiwan(R.O.C.)
Tel: +886-2172-1000 Fax: +886-2172-1322



	Read	Limit	Over	APos	TPos	Remark	Pol/Phase	Note	
1	5460.00	62.50	19.06	43.44	68.20	-5.70	232	9 Peak	Vertical
2	5464.00	66.40	22.94	43.46	68.20	-1.80	232	9 Peak	Vertical
3 *	5510.00	116.05	73.11	43.54	68.20	46.45	232	9 Peak	Vertical
4	5764.50	59.85	15.88	43.97	68.20	-8.35	232	9 Peak	Vertical

802.11ax HE40

CH 102 (Horizontal) Average

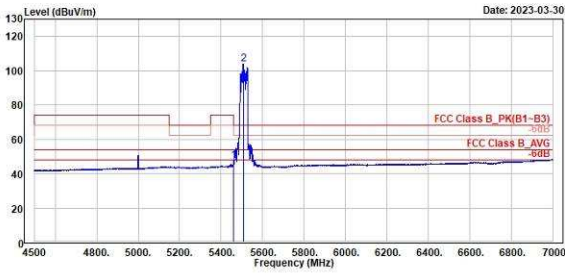
CH 102 (Vertical) Average



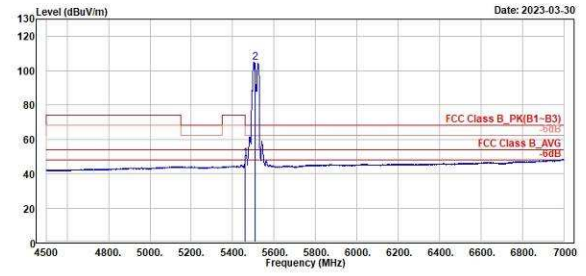
TUV Rheinland Taiwan Ltd.
No. 438-18, Sec 2, Penliao, Linkou Dist., New Taipei City 244, Taiwan(R.O.C.)
Tel: +886-2172-1000 Fax: +886-2172-1322



TUV Rheinland Taiwan Ltd.
No. 438-18, Sec 2, Penliao, Linkou Dist., New Taipei City 244, Taiwan(R.O.C.)
Tel: +886-2172-1000 Fax: +886-2172-1322



Read	Limit	Over	APos	TPos	Remark	Pol/Phase	Note				
Level	Line	Limit									
Factor											
dBuV	dB/m	dBuV/m	cm	deg							
1	5460.00	47.59	4.15	43.44	54.00	-6.41	100	37	Average	Horizontal	
2 *	5510.00	103.57	60.03	43.54	54.00	49.57	100	37	Average	Horizontal	



Read	Limit	Over	APos	TPos	Remark	Pol/Phase	Note				
Level	Line	Limit									
Factor											
dBuV	dB/m	dBuV/m	cm	deg							
1	5460.00	49.15	5.71	43.44	54.00	-4.85	232	9	Average	Vertical	
2 *	5510.00	104.79	61.25	43.54	54.00	50.79	232	9	Average	Vertical	

802.11ax HE40

CH 110 (Horizontal) Peak

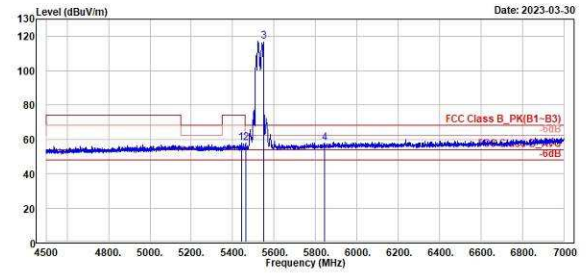
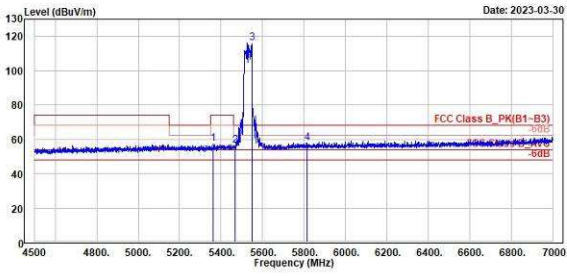
CH 110 (Vertical) Peak



TUV Rheinland Taiwan Ltd.
No. 438-18, Sec 2, Penliao, Linkou Dist., New Taipei City 244, Taiwan(R.O.C.)
Tel: +886-2172-1000 Fax: +886-2172-1322



TUV Rheinland Taiwan Ltd.
No. 438-18, Sec 2, Penliao, Linkou Dist., New Taipei City 244, Taiwan(R.O.C.)
Tel: +886-2172-1000 Fax: +886-2172-1322



Peak	Freq	Level	Read	Limit	Over	APos	TPos	Remark	Pol/Phase	Note
	MHz	dBuV/m	dBuV	dB/m	dBuV/m	dB	cm	deg		
1	5361.00	57.17	13.90	43.27	74.00	-16.83	188	46 Peak	Horizontal	
2	5466.50	56.40	12.94	43.46	68.20	-11.80	188	46 Peak	Horizontal	
3 *	5550.00	116.04	72.54	43.50	68.20	47.84	188	46 Peak	Horizontal	
4	5814.00	58.07	14.09	43.98	68.20	-10.13	188	46 Peak	Horizontal	

Peak	Freq	Level	Read	Limit	Over	APos	TPos	Remark	Pol/Phase	Note
	MHz	dBuV/m	dBuV	dB/m	dBuV/m	dB	cm	deg		
1	5441.50	57.95	14.47	43.48	74.00	-16.05	229	11 Peak	Vertical	
2	5463.50	57.78	14.32	43.46	68.20	-10.42	229	11 Peak	Vertical	
3 *	5550.00	116.94	73.44	43.50	68.20	48.74	229	11 Peak	Vertical	
4	5843.00	57.87	13.93	43.94	68.20	-10.33	229	11 Peak	Vertical	

802.11ax HE40

CH 110 (Horizontal) Average

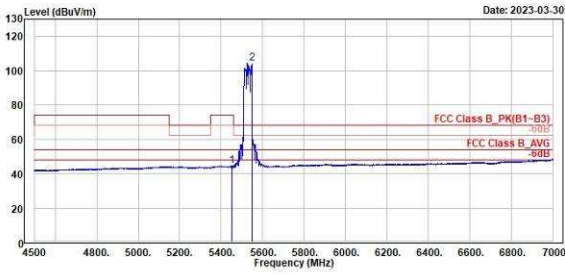
CH 110 (Vertical) Average



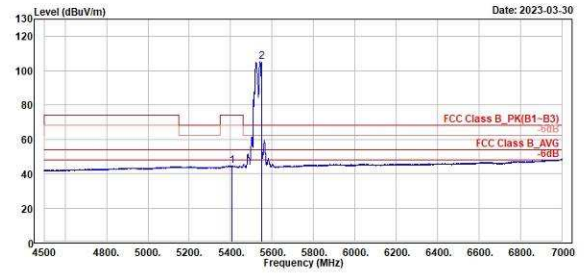
TUV Rheinland Taiwan Ltd.
No. 438-18, Sec 2, Penliao, Linkou Dist., New Taipei City 244, Taiwan(R.O.C.)
Tel: +886-2172-1000 Fax: +886-2172-1322



TUV Rheinland Taiwan Ltd.
No. 438-18, Sec 2, Penliao, Linkou Dist., New Taipei City 244, Taiwan(R.O.C.)
Tel: +886-2172-1000 Fax: +886-2172-1322



Read	Limit	Over	APos	TPos	Remark	Pol/Phase	Note				
Freq	Level	Level Factor	Line	Limit							
MHz	dBuV/m	dBuV	dB/m	dBuV/m	dB	cm	deg				
1	5453.58	44.47	1.04	43.43	54.00	-9.53	188	46	Average	Horizontal	
2 *	5558.00	104.46	60.96	43.50	54.00	58.46	188	46	Average	Horizontal	



Read	Limit	Over	APos	TPos	Remark	Pol/Phase	Note				
Freq	Level	Level Factor	Line	Limit							
MHz	dBuV/m	dBuV	dB/m	dBuV/m	dB	cm	deg				
1	5407.00	44.47	0.75	43.72	54.00	-9.53	229	11	Average	Vertical	
2 *	5558.00	105.38	61.58	43.50	54.00	51.38	229	11	Average	Vertical	

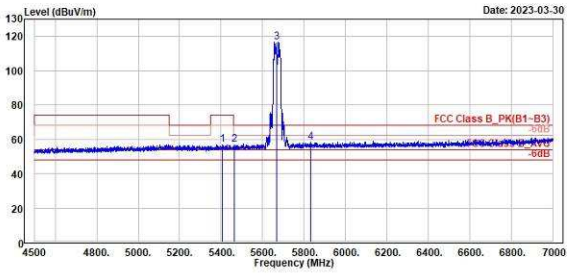
802.11ax HE40

CH 134 (Horizontal) Peak

CH 134 (Vertical) Peak



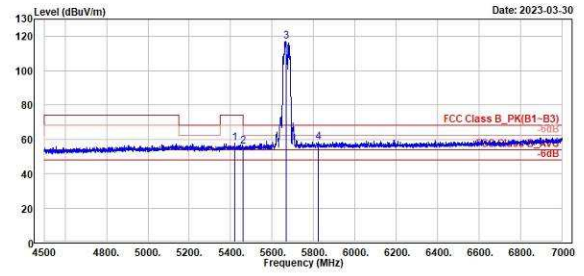
TUV Rheinland Taiwan Ltd.
No. 438-18, Sec 2, Penliao, Linkou Dist., New Taipei City 244, Taiwan(R.O.C.)
Tel: +886-2172-1000 Fax: +886-2172-1322



Peak	Freq (MHz)	Level (dBuV/m)	Read Level (dBuV)	Factor	Limit Line (dB/m)	Over Limit (dBuV/m)	APos (cm)	TPos (deg)	Remark	Pol/Phase	Note
1	5485.58	56.93	13.19	43.74	74.00	-17.07	253	318	Peak	Horizontal	
2	5465.00	57.00	13.62	43.46	68.20	-11.12	253	318	Peak	Horizontal	
3 *	5670.00	116.83	73.32	43.51	68.20	48.63	253	318	Peak	Horizontal	
4	5831.00	58.15	14.19	43.96	68.20	-10.05	253	318	Peak	Horizontal	



TUV Rheinland Taiwan Ltd.
No. 438-18, Sec 2, Penliao, Linkou Dist., New Taipei City 244, Taiwan(R.O.C.)
Tel: +886-2172-1000 Fax: +886-2172-1322



Peak	Freq (MHz)	Level (dBuV/m)	Read Level (dBuV)	Factor	Limit Line (dB/m)	Over Limit (dBuV/m)	APos (cm)	TPos (deg)	Remark	Pol/Phase	Note
1	5418.58	57.63	13.99	43.64	74.00	-16.37	247	11	Peak	Vertical	
2	5460.00	55.73	12.29	43.44	68.20	-12.47	247	11	Peak	Vertical	
3 *	5670.00	116.93	73.42	43.51	68.20	48.73	247	11	Peak	Vertical	
4	5825.00	58.34	14.37	43.97	68.20	-9.86	247	11	Peak	Vertical	

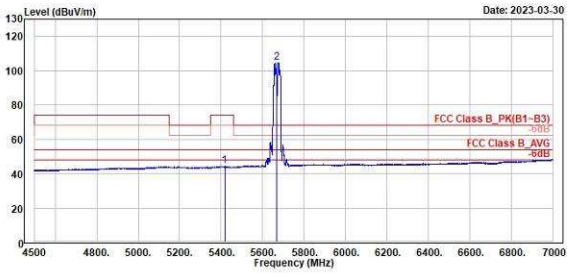
802.11ax HE40

CH 134 (Horizontal) Average

CH 134 (Vertical) Average



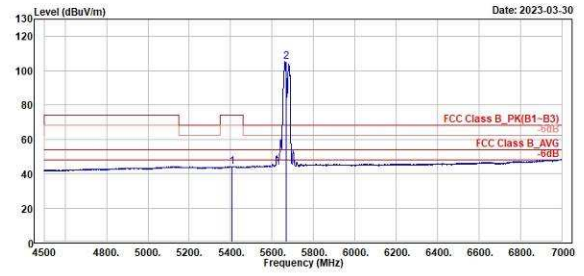
TUV Rheinland Taiwan Ltd.
No. 438-18, Sec 2, Penliao, Linkou Dist., New Taipei City 244, Taiwan(R.O.C.)
Tel: +886-2172-1000 Fax: +886-2172-1322



Freq	Level	Read Level	Factor	Limit Line	Over Limit	APos	TPos	Remark	Pol/Phase	Note
MHz	dBuV/m	dBuV	dB/m	dBuV/m	dB	cm	deg			
1	5417.00	44.24	0.59	43.65	54.00	-9.76	253	318 Average	Horizontal	
2 *	5670.00	105.00	61.49	43.51	54.00	51.00	253	318 Average	Horizontal	



TUV Rheinland Taiwan Ltd.
No. 438-18, Sec 2, Penliao, Linkou Dist., New Taipei City 244, Taiwan(R.O.C.)
Tel: +886-2172-1000 Fax: +886-2172-1322



Freq	Level	Read Level	Factor	Limit Line	Over Limit	APos	TPos	Remark	Pol/Phase	Note
MHz	dBuV/m	dBuV	dB/m	dBuV/m	dB	cm	deg			
1	5408.00	44.14	0.42	43.72	54.00	-9.86	247	11 Average	Vertical	
2 *	5670.00	105.13	61.62	43.51	54.00	51.13	247	11 Average	Vertical	

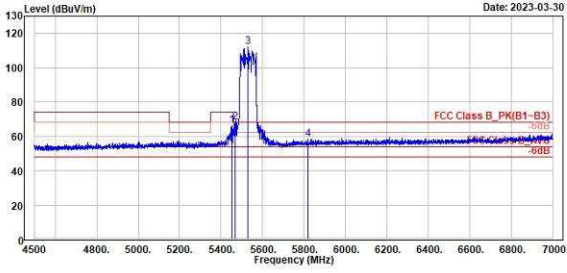
802.11ax HE80

CH 106 (Horizontal) Peak

CH 106 (Vertical) Peak



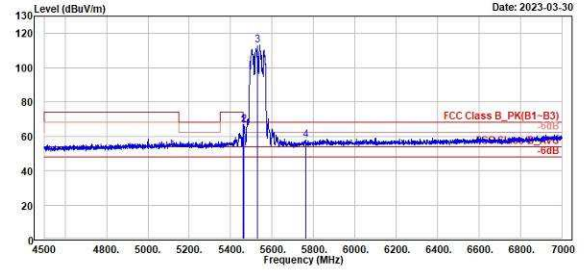
TUV Rheinland Taiwan Ltd.
No. 438-18, Sec 2, Penliao, Linkou Dist., New Taipei City 244, Taiwan(R.O.C.)
Tel: +886-2172-1000 Fax: +886-2172-1322



Peak	Freq	Level	Read Level	Factor	Limit	Over	APos	TPos	Remark	Pol/Phase	Note
	MHz	dBuV/m	dBuV	dB/m	dBuV/m	dB	cm	deg			
1	5451.00	66.07	22.65	43.42	68.20	-7.93	100	64	Peak	Horizontal	
2	5469.50	68.07	24.69	43.47	68.20	-0.13	100	64	Peak	Horizontal	
3 *	5530.00	112.41	68.89	43.52	68.20	44.21	100	64	Peak	Horizontal	
4	5819.00	58.44	14.47	43.97	68.20	-9.76	100	64	Peak	Horizontal	



TUV Rheinland Taiwan Ltd.
No. 438-18, Sec 2, Penliao, Linkou Dist., New Taipei City 244, Taiwan(R.O.C.)
Tel: +886-2172-1000 Fax: +886-2172-1322



Peak	Freq	Level	Read Level	Factor	Limit	Over	APos	TPos	Remark	Pol/Phase	Note
	MHz	dBuV/m	dBuV	dB/m	dBuV/m	dB	cm	deg			
1	5468.00	66.16	22.72	43.44	68.20	-2.04	242	6	Peak	Vertical	
2	5462.00	66.83	23.39	43.44	68.20	-1.37	242	6	Peak	Vertical	
3 *	5530.00	113.06	69.54	43.52	68.20	44.86	242	6	Peak	Vertical	
4	5761.50	57.81	13.84	43.97	68.20	-10.39	242	6	Peak	Vertical	

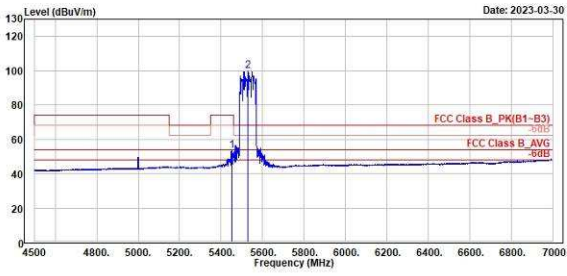
802.11ax HE80

CH 106 (Horizontal) Average

CH 106 (Vertical) Average



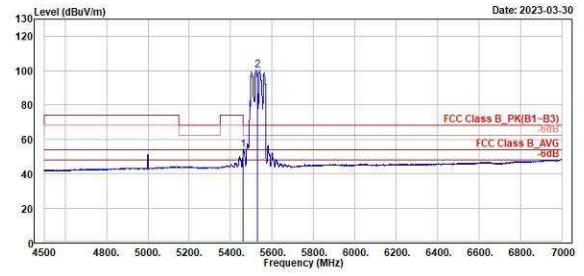
TUV Rheinland Taiwan Ltd.
No. 438-18, Sec 2, Penliao, Linkou Dist., New Taipei City 244, Taiwan(R.O.C.)
Tel: +886-2172-1000 Fax: +886-2172-1322



Read	Limit	Over	APos	TPos	Remark	Pol/Phase	Note
Level	Line	Limit					
Factor							
dBuV	dB/m	dBuV/m	cm	deg			
53.37	43.41	54.00	-0.63	100	64 Average	Horizontal	
99.04	43.52	54.00	45.04	100	64 Average	Horizontal	



TUV Rheinland Taiwan Ltd.
No. 438-18, Sec 2, Penliao, Linkou Dist., New Taipei City 244, Taiwan(R.O.C.)
Tel: +886-2172-1000 Fax: +886-2172-1322



Read	Limit	Over	APos	TPos	Remark	Pol/Phase	Note
Level	Line	Limit					
Factor							
dBuV	dB/m	dBuV/m	cm	deg			
53.76	43.44	54.00	-0.24	242	6 Average	Vertical	
100.42	43.52	54.00	46.42	242	6 Average	Vertical	

Spurious Emissions, Tx Mode, 1GHz ~ 40GHz
U-NII-2A

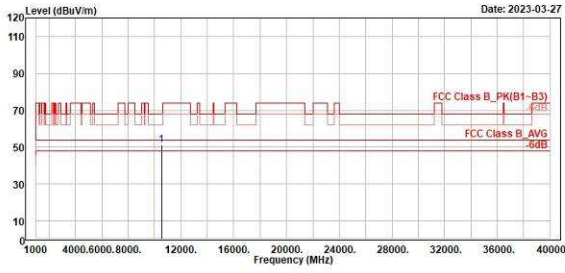
802.11a

CH 52 (Horizontal)

CH 52 (Vertical)



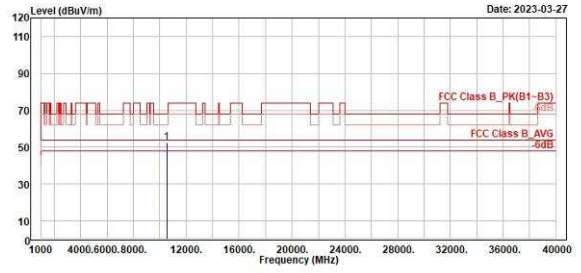
TUV Rheinland Taiwan Ltd.
No. 458-18, Sec 2, Fenliao, Linkou Dist., New Taipei City 244, Taiwan(R.O.C.)
Tel: +886-2172-1000 Fax: +886-2172-1322



Freq	Level	Read	Limit	Over	APos	TPos	Remark	Pol/Phase	Note
MHz	dBuV/m	dBuV	dB/m	dBuV/m	dB	cm	deg		
1 10520.00	50.87	52.33	-1.46	68.20	-17.33	200	326 Peak	Horizontal	



TUV Rheinland Taiwan Ltd.
No. 458-18, Sec 2, Fenliao, Linkou Dist., New Taipei City 244, Taiwan(R.O.C.)
Tel: +886-2172-1000 Fax: +886-2172-1322



Freq	Level	Read	Limit	Over	APos	TPos	Remark	Pol/Phase	Note
MHz	dBuV/m	dBuV	dB/m	dBuV/m	dB	cm	deg		
1 10520.00	52.25	53.71	-1.46	68.20	-15.95	100	343 Peak	Vertical	

802.11a

CH 60 (Horizontal)

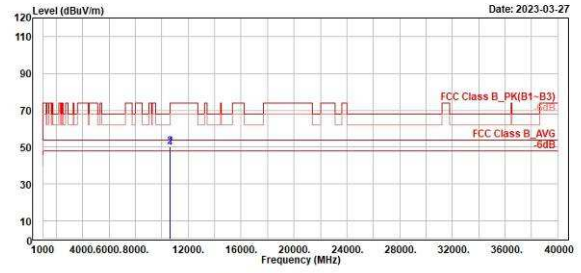
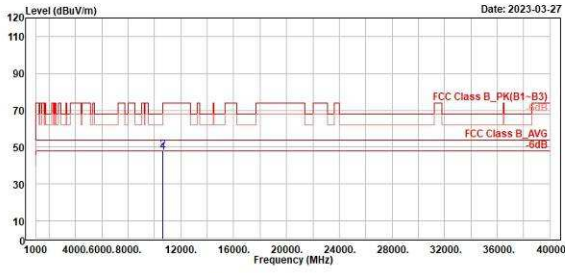
CH 60 (Vertical)



TUV Rheinland Taiwan Ltd.
No. 458-18, Sec 2, Fenliao, Linkou Dist., New Taipei City 244, Taiwan(R.O.C.)
Tel: +886-2172-1000 Fax: +886-2172-1322



TUV Rheinland Taiwan Ltd.
No. 458-18, Sec 2, Fenliao, Linkou Dist., New Taipei City 244, Taiwan(R.O.C.)
Tel: +886-2172-1000 Fax: +886-2172-1322



	Freq	Level	Read		Limit		APos	TPos	Remark	Pol/Phase	Note
			Level	Factor	Line	Limit					
	MHz	dBuV/m	dBuV	dB/m	dBuV/m	dB	cm	deg			
1	10690.00	46.95	48.41	-1.46	54.00	-7.85	100	76	Average	Horizontal	
2	10690.00	48.33	49.79	-1.46	74.00	-25.67	100	76	Peak	Horizontal	

	Freq	Level	Read		Limit		APos	TPos	Remark	Pol/Phase	Note
			Level	Factor	Line	Limit					
	MHz	dBuV/m	dBuV	dB/m	dBuV/m	dB	cm	deg			
1	10690.00	49.55	51.01	-1.46	54.00	-4.45	100	6	Average	Vertical	
2	10690.00	50.13	51.59	-1.46	74.00	-23.87	100	6	Peak	Vertical	

802.11a

CH 64 (Horizontal)

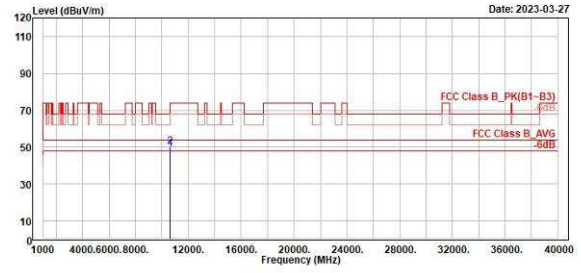
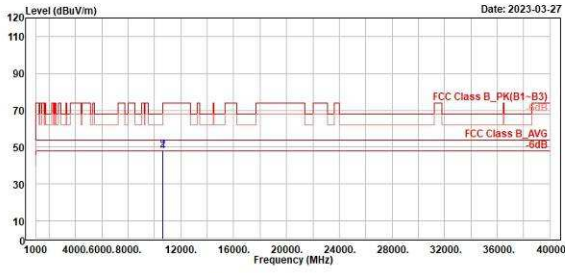
CH 64 (Vertical)



TUV Rheinland Taiwan Ltd.
No. 458-18, Sec 2, Fenliao, Linkou Dist., New Taipei City 244, Taiwan(R.O.C.)
Tel: +886-2172-1000 Fax: +886-2172-1322



TUV Rheinland Taiwan Ltd.
No. 458-18, Sec 2, Fenliao, Linkou Dist., New Taipei City 244, Taiwan(R.O.C.)
Tel: +886-2172-1000 Fax: +886-2172-1322



Read	Limit	Over	APos	TPos	Remark	Pol/Phase	Note		
Freq	Level	Level	Factor	Line	Limit				
MHz	dBuV/m	dBuV	dB/m	dBuV/m	dB	cm	deg		
1	10640.00	49.06	49.47	-1.41	54.00	-5.94	100	73 Average	Horizontal
2	10640.00	48.20	49.61	-1.41	74.00	-25.80	100	73 Peak	Horizontal

Read	Limit	Over	APos	TPos	Remark	Pol/Phase	Note		
Freq	Level	Level	Factor	Line	Limit				
MHz	dBuV/m	dBuV	dB/m	dBuV/m	dB	cm	deg		
1	10640.00	48.94	50.35	-1.41	54.00	-5.06	106	6 Average	Vertical
2	10640.00	49.97	51.38	-1.41	74.00	-24.03	106	6 Peak	Vertical

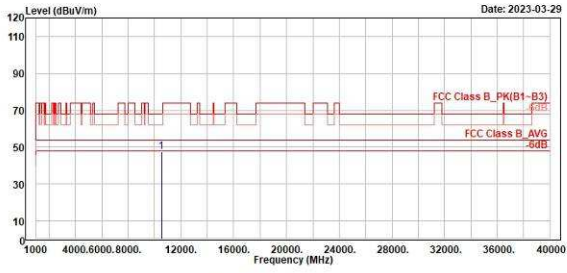
802.11ax HE20

CH 52 (Horizontal)

CH 52 (Vertical)



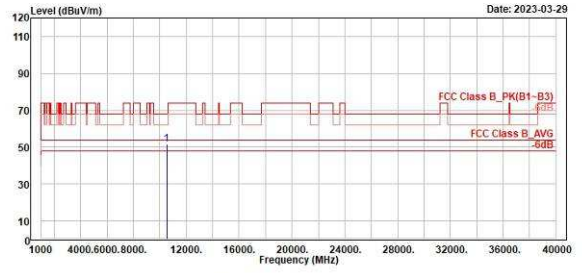
TUV Rheinland Taiwan Ltd.
No. 458-18, Sec 2, Fenliao, Linkou Dist., New Taipei City 244, Taiwan(R.O.C.)
Tel: +886-2172-1000 Fax: +886-2172-1322



Freq	Level	Read Level	Factor	Limit Line	Over Limit	APos	TPos	Remark	Pol/Phase	Note
MHz	dBuV/m	dBuV	dB/m	dBuV/m	dB	cm	deg			
1 10528.00	47.58	49.04	-1.46	68.20	-20.62	100	59	Peak	Horizontal	



TUV Rheinland Taiwan Ltd.
No. 458-18, Sec 2, Fenliao, Linkou Dist., New Taipei City 244, Taiwan(R.O.C.)
Tel: +886-2172-1000 Fax: +886-2172-1322



Freq	Level	Read Level	Factor	Limit Line	Over Limit	APos	TPos	Remark	Pol/Phase	Note
MHz	dBuV/m	dBuV	dB/m	dBuV/m	dB	cm	deg			
1 10528.00	51.50	52.96	-1.46	68.20	-16.70	104	360	Peak	Vertical	

802.11ax HE20

CH 60 (Horizontal)

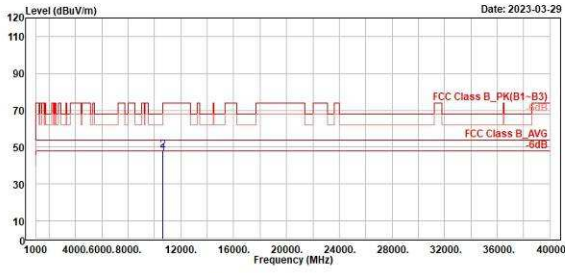
CH 60 (Vertical)



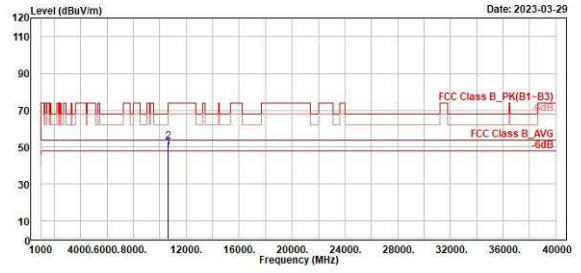
TUV Rheinland Taiwan Ltd.
No. 458-18, Sec 2, Fenhiao, Linkou Dist., New Taipei City 244, Taiwan(R.O.C.)
Tel: +886-2172-1000 Fax: +886-2172-1322



TUV Rheinland Taiwan Ltd.
No. 458-18, Sec 2, Fenhiao, Linkou Dist., New Taipei City 244, Taiwan(R.O.C.)
Tel: +886-2172-1000 Fax: +886-2172-1322



	Freq	Level	Read Level	Factor	Limit Line	Over Limit	APos	TPos	Remark	Pol/Phase	Note
	MHz	dBuV/m	dBuV	dB/m	dBuV/m	dB	cm	deg			
1	10690.00	46.71	48.17	-1.46	54.00	-7.29	300	19	Average	Horizontal	
2	10690.00	48.15	49.61	-1.46	68.28	-20.05	300	19	Peak	Horizontal	



	Freq	Level	Read Level	Factor	Limit Line	Over Limit	APos	TPos	Remark	Pol/Phase	Note
	MHz	dBuV/m	dBuV	dB/m	dBuV/m	dB	cm	deg			
1	10690.00	49.81	51.27	-1.46	54.00	-4.19	100	2	Average	Vertical	
2	10690.00	53.05	54.51	-1.46	68.28	-15.15	100	2	Peak	Vertical	

802.11ax HE20

CH 64 (Horizontal)

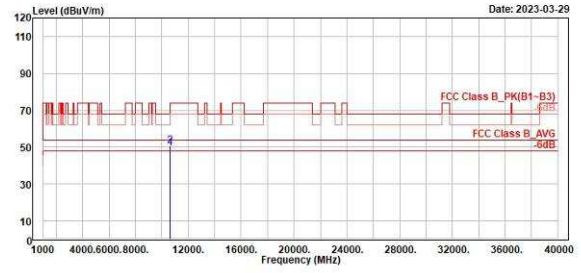
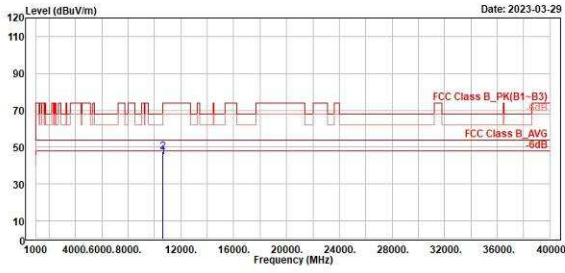
CH 64 (Vertical)



TUV Rheinland Taiwan Ltd.
No. 458-18, Sec 2, Fenliao, Linkou Dist., New Taipei City 244, Taiwan(R.O.C.)
Tel: +886-2172-1000 Fax: +886-2172-1322



TUV Rheinland Taiwan Ltd.
No. 458-18, Sec 2, Fenliao, Linkou Dist., New Taipei City 244, Taiwan(R.O.C.)
Tel: +886-2172-1000 Fax: +886-2172-1322



	Freq	Level	Read	Limit	Over	APos	TPos	Remark	Pol/Phase	Note
	MHz	dBuV/m	dBuV	dB/m	dBuV/m	dB	cm	deg		
1	10640.00	44.91	46.32	-1.41	54.00	-9.09	100	83 Average	Horizontal	
2	10640.00	47.58	48.99	-1.41	74.00	-26.42	100	83 Peak	Horizontal	

	Freq	Level	Read	Limit	Over	APos	TPos	Remark	Pol/Phase	Note
	MHz	dBuV/m	dBuV	dB/m	dBuV/m	dB	cm	deg		
1	10640.00	49.29	50.70	-1.41	54.00	-4.71	101	360 Average	Vertical	
2	10640.00	50.60	52.01	-1.41	74.00	-23.40	101	360 Peak	Vertical	

802.11ax HE40

CH 54 (Horizontal)

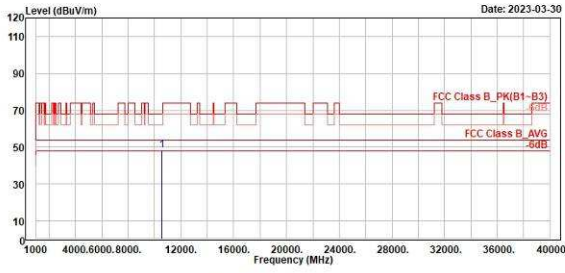
CH 54 (Vertical)



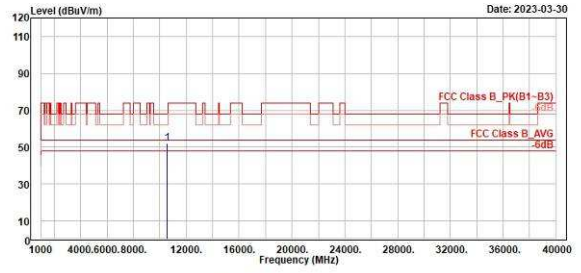
TUV Rheinland Taiwan Ltd.
No. 458-18, Sec 2, Fenhiao, Linkou Dist., New Taipei City 244, Taiwan(R.O.C.)
Tel: +886-2172-1000 Fax: +886-2172-1322



TUV Rheinland Taiwan Ltd.
No. 458-18, Sec 2, Fenhiao, Linkou Dist., New Taipei City 244, Taiwan(R.O.C.)
Tel: +886-2172-1000 Fax: +886-2172-1322



1	Freq	Level	Read Level	Factor	Limit Line	Over Limit	APos	TPos	Remark	Pol/Phase	Note
	MHz	dBuV/m	dBuV	dB/m	dBuV/m	dB	cm	deg			
1	10540.00	48.39	49.85	-1.46	68.20	-19.81	100	80	Peak	Horizontal	



1	Freq	Level	Read Level	Factor	Limit Line	Over Limit	APos	TPos	Remark	Pol/Phase	Note
	MHz	dBuV/m	dBuV	dB/m	dBuV/m	dB	cm	deg			
1	10540.00	52.15	53.61	-1.46	68.20	-16.05	100	345	Peak	Vertical	

802.11ax HE40

CH 62 (Horizontal)

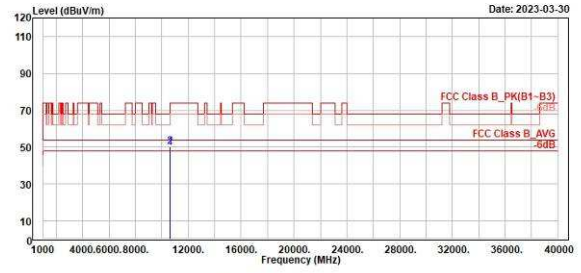
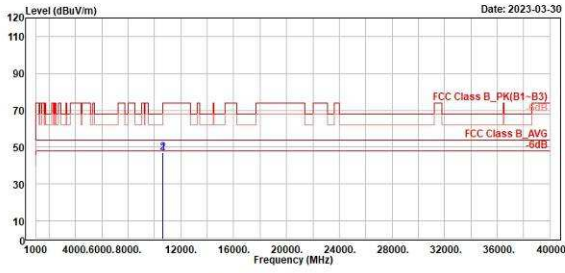
CH 62 (Vertical)



TUV Rheinland Taiwan Ltd.
No. 458-18, Sec. 2, Fenhiao, Linkou Dist., New Taipei City 244, Taiwan(R.O.C.)
Tel: +886-2172-1000 Fax: +886-2172-1322



TUV Rheinland Taiwan Ltd.
No. 458-18, Sec. 2, Fenhiao, Linkou Dist., New Taipei City 244, Taiwan(R.O.C.)
Tel: +886-2172-1000 Fax: +886-2172-1322



	Read	Limit	Over	APos	TPos	Remark	Pol/Phase	Note
Freq	Level	Level	Factor	Line	Limit			
MHz	dBuV/m	dBuV	dB/m	dBuV/m	dB	cm	deg	
1	10620.00	46.69	48.13	-1.44	54.00	-7.31	100	70 Average Horizontal
2	10620.00	47.06	48.50	-1.44	74.00	-26.94	100	70 Peak Horizontal

	Read	Limit	Over	APos	TPos	Remark	Pol/Phase	Note
Freq	Level	Level	Factor	Line	Limit			
MHz	dBuV/m	dBuV	dB/m	dBuV/m	dB	cm	deg	
1	10620.00	49.73	51.17	-1.44	54.00	-4.27	100	8 Average Vertical
2	10620.00	50.29	51.73	-1.44	74.00	-23.71	100	8 Peak Vertical

802.11ax HE80

CH 58 (Horizontal)

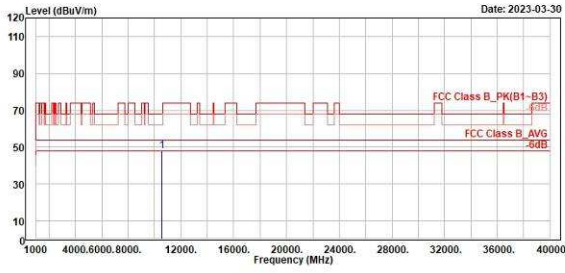
CH 58 (Vertical)



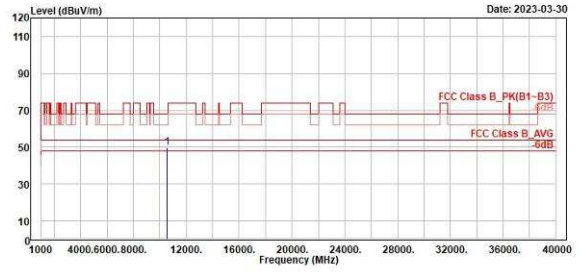
TUV Rheinland Taiwan Ltd.
No. 458-18, Sec 2, Fenhiao, Linkou Dist., New Taipei City 244, Taiwan(R.O.C.)
Tel: +886-2172-1000 Fax: +886-2172-1322



TUV Rheinland Taiwan Ltd.
No. 458-18, Sec 2, Fenhiao, Linkou Dist., New Taipei City 244, Taiwan(R.O.C.)
Tel: +886-2172-1000 Fax: +886-2172-1322



Freq	Level	Read Level	Factor	Limit Line	Over Limit	APos	TPos	Remark	Pol/Phase	Note
MHz	dBuV/m	dBuV	dB/m	dBuV/m	dB	cm	deg			
1 10580.00	48.07	49.53	-1.46	68.20	-28.13	100	89	Peak	Horizontal	



Freq	Level	Read Level	Factor	Limit Line	Over Limit	APos	TPos	Remark	Pol/Phase	Note
MHz	dBuV/m	dBuV	dB/m	dBuV/m	dB	cm	deg			
1 10580.00	49.93	51.39	-1.46	68.20	-18.27	200	349	Peak	Vertical	

802.11ax HE160

CH 50 (Horizontal)

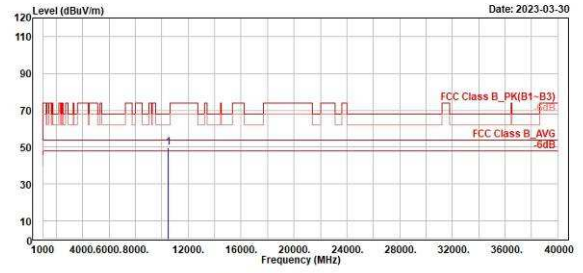
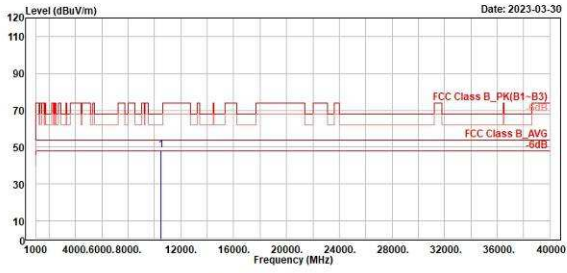
CH 50 (Vertical)



TUV Rheinland Taiwan Ltd.
No. 458-18, Sec 2, Fenliao, Linkou Dist., New Taipei City 244, Taiwan(R.O.C.)
Tel: +886-2172-1000 Fax: +886-2172-1322



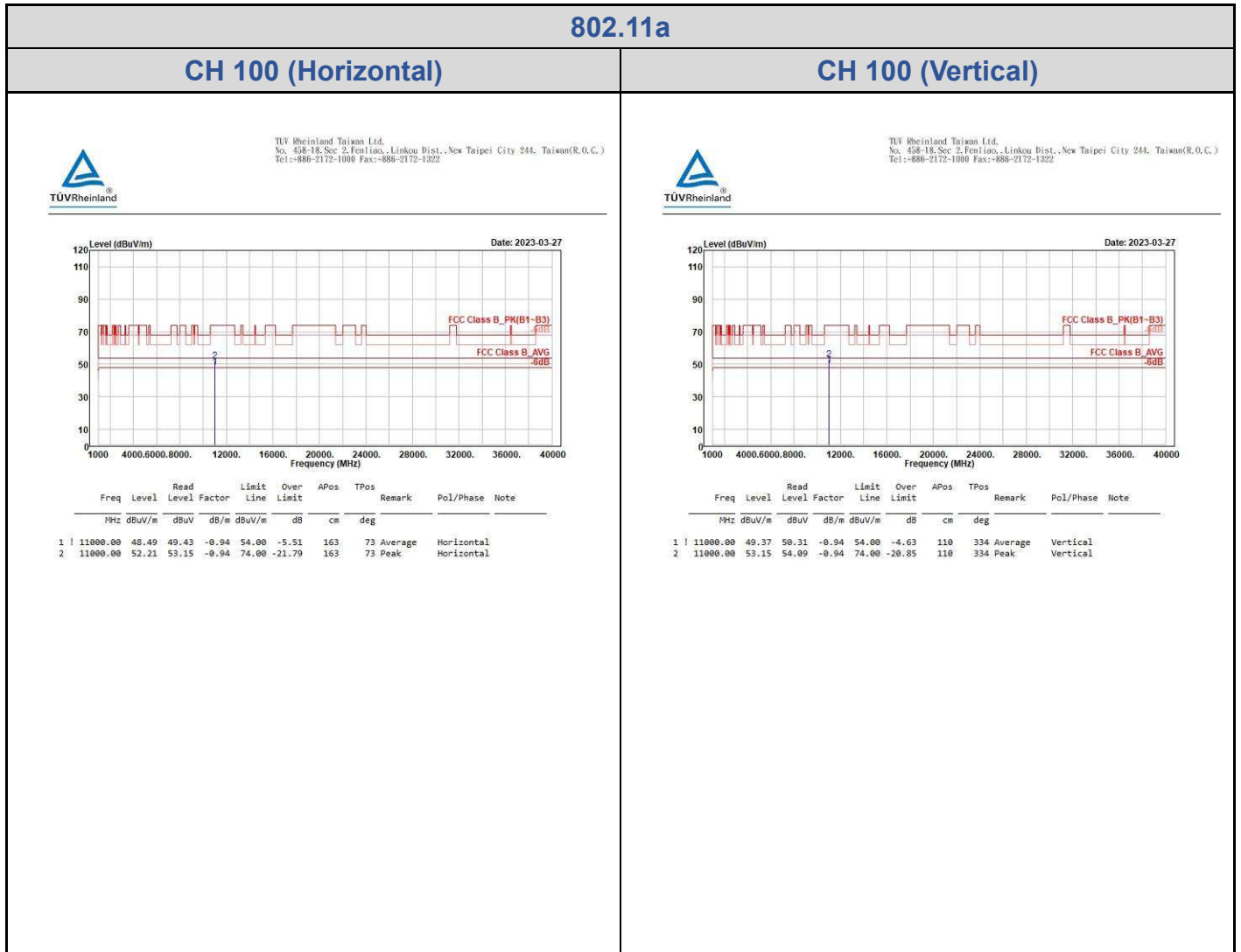
TUV Rheinland Taiwan Ltd.
No. 458-18, Sec 2, Fenliao, Linkou Dist., New Taipei City 244, Taiwan(R.O.C.)
Tel: +886-2172-1000 Fax: +886-2172-1322



Freq	Level	Read Level	Factor	Limit Line	Over Limit	APos	TPos	Remark	Pol/Phase	Note
MHz	dBuV/m	dBuV	dB/m	dBuV/m	dB	cm	deg			
1 10500.00	48.23	49.70	-1.47	68.20	-19.97	200	330	Peak	Horizontal	

Freq	Level	Read Level	Factor	Limit Line	Over Limit	APos	TPos	Remark	Pol/Phase	Note
MHz	dBuV/m	dBuV	dB/m	dBuV/m	dB	cm	deg			
1 10500.00	49.90	51.37	-1.47	68.20	-18.30	100	332	Peak	Vertical	

U-NII-2C



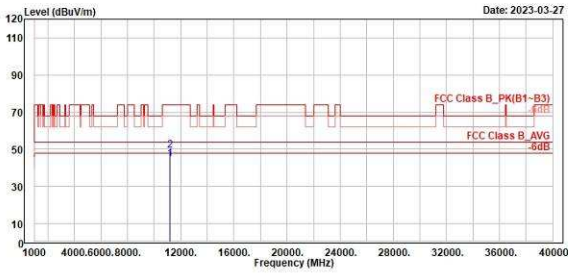
802.11a

CH 116 (Horizontal)

CH 116 (Vertical)



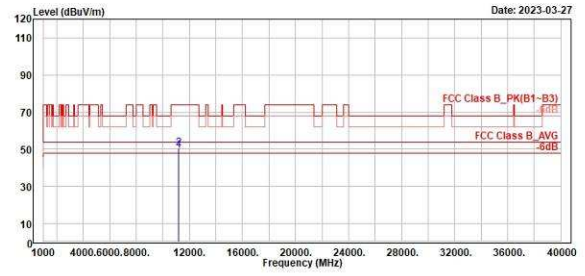
TUV Rheinland Taiwan Ltd.
No. 438-18, Sec 2, Penliao, Linkou Dist., New Taipei City 244, Taiwan(R.O.C.)
Tel: +886-2172-1000 Fax: +886-2172-1322



Read	Limit	Over	APos	TPos	Remark	Pol/Phase	Note		
Freq	Level	Level	Factor	Line	Limit				
MHz	dBuV/m	dBuV	dB/m	dBuV/m	dB	cm	deg		
1	11160.00	44.59	45.23	-0.64	54.00	-9.41	285	359 Average	Horizontal
2	11160.00	49.36	50.00	-0.64	74.00	-24.64	285	359 Peak	Horizontal



TUV Rheinland Taiwan Ltd.
No. 438-18, Sec 2, Penliao, Linkou Dist., New Taipei City 244, Taiwan(R.O.C.)
Tel: +886-2172-1000 Fax: +886-2172-1322



Read	Limit	Over	APos	TPos	Remark	Pol/Phase	Note		
Freq	Level	Level	Factor	Line	Limit				
MHz	dBuV/m	dBuV	dB/m	dBuV/m	dB	cm	deg		
1	11160.00	49.37	50.01	-0.64	54.00	-4.63	100	3 Average	Vertical
2	11160.00	50.55	51.19	-0.64	74.00	-23.45	100	3 Peak	Vertical

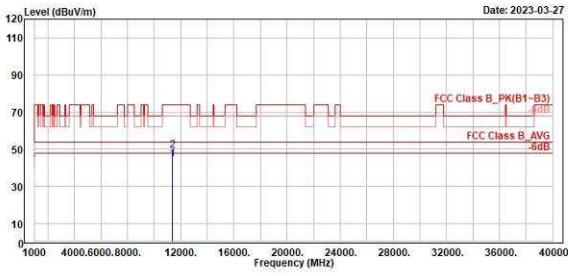
802.11a

CH 140 (Horizontal)

CH 140 (Vertical)



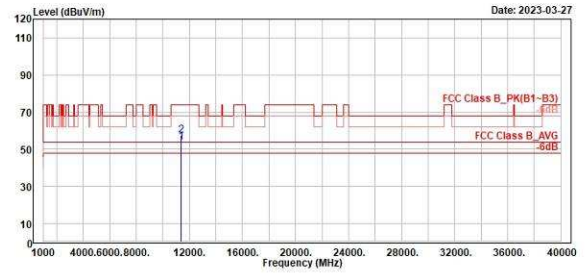
TUV Rheinland Taiwan Ltd.
No. 438-18, Sec 2, Penliao, Linkou Dist., New Taipei City 244, Taiwan(R.O.C.)
Tel: +886-2172-1000 Fax: +886-2172-1322



	Read	Limit	Over	APos	TPos	Remark	Pol/Phase	Note
1	Level	Line	Limit	cm	deg			
2	Level	Line	Limit	cm	deg			
1	44.63	54.00	-9.37	100	57	Average	Horizontal	
2	49.39	74.00	-24.70	100	57	Peak	Horizontal	



TUV Rheinland Taiwan Ltd.
No. 438-18, Sec 2, Penliao, Linkou Dist., New Taipei City 244, Taiwan(R.O.C.)
Tel: +886-2172-1000 Fax: +886-2172-1322



	Read	Limit	Over	APos	TPos	Remark	Pol/Phase	Note
1	Level	Line	Limit	cm	deg			
2	Level	Line	Limit	cm	deg			
1	53.71	54.00	-0.29	102	3	Average	Vertical	
2	57.59	74.00	-16.41	102	3	Peak	Vertical	

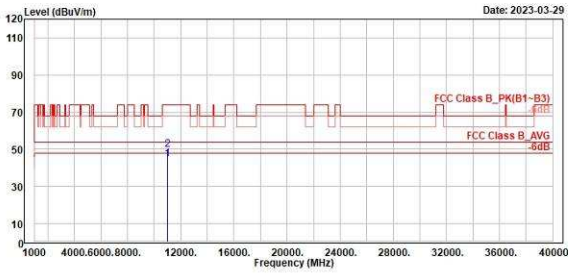
802.11ax HE20

CH 100 (Horizontal)

CH 100 (Vertical)



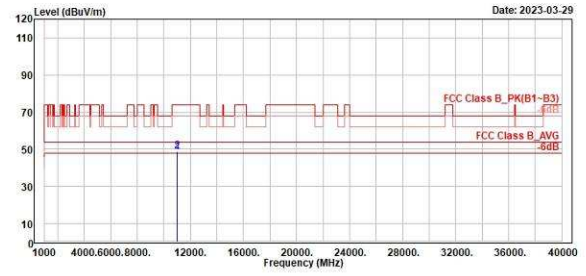
TUV Rheinland Taiwan Ltd.
No. 438-18, Sec 2, Penliao, Linkou Dist., New Taipei City 244, Taiwan(R.O.C.)
Tel: +886-2172-1000 Fax: +886-2172-1322



Read	Level	Factor	Limit	Over	APos	TPos	Remark	Pol/Phase	Note
MHz	dBuV/m	dBuV	dB/m	dBuV/m	dB	cm	deg		
1	11000.00	44.53	45.47	-0.94	54.00	-9.47	300	318 Average	Horizontal
2	11000.00	49.88	50.82	-0.94	74.00	-24.12	300	318 Peak	Horizontal



TUV Rheinland Taiwan Ltd.
No. 438-18, Sec 2, Penliao, Linkou Dist., New Taipei City 244, Taiwan(R.O.C.)
Tel: +886-2172-1000 Fax: +886-2172-1322



Read	Level	Factor	Limit	Over	APos	TPos	Remark	Pol/Phase	Note
MHz	dBuV/m	dBuV	dB/m	dBuV/m	dB	cm	deg		
1	11000.00	48.27	49.21	-0.94	54.00	-5.73	100	331 Average	Vertical
2	11000.00	48.88	49.82	-0.94	74.00	-25.12	100	331 Peak	Vertical