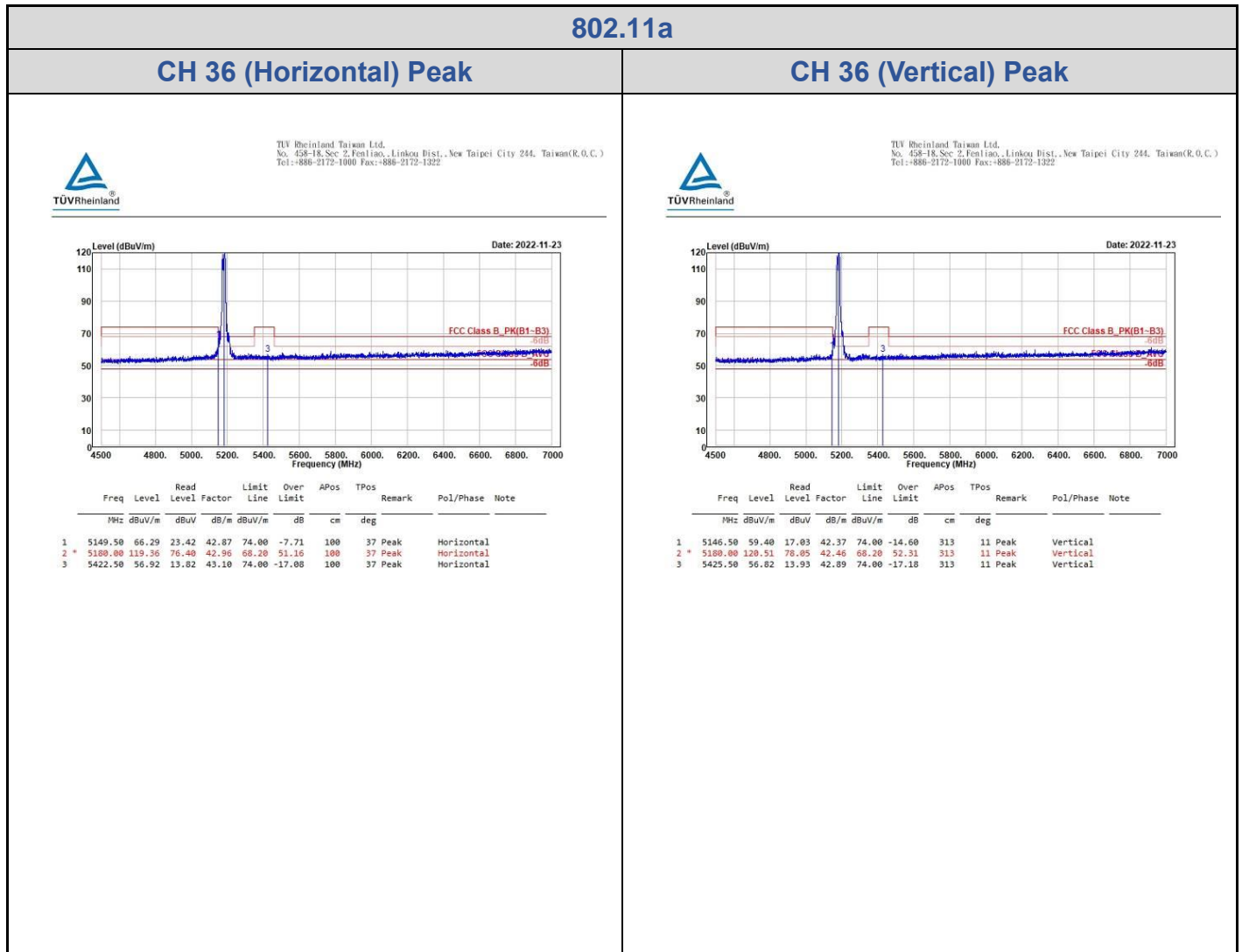


# Appendix B: Test Results of Radiation Spurious Emissions & Mains

## Conducted Emission

### Band Edges, 4.5GHz ~ 5.15GHz

#### U-NII-1



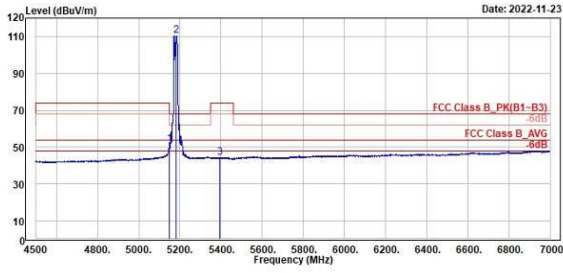
802.11a

CH 36 (Horizontal) Average

CH 36 (Vertical) Average



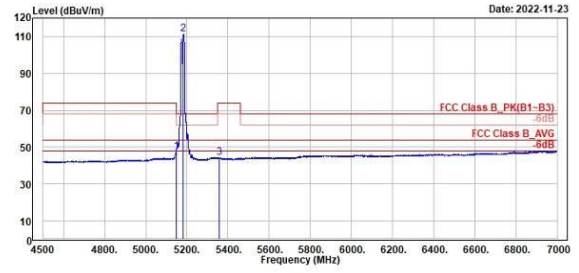
TUV Rheinland Taiwan Ltd.  
No. 458-18, Sec 2, Fenliao, Linkou Dist., New Taipei City 244, Taiwan(R.O.C.)  
Tel: +886-2172-1000 Fax: +886-2172-1322



1	2	3	Read Level	Level Factor	Limit Line	Over Limit	APos	TPos	Remark	Pol/Phase	Note
1	2	3	MHz	dBuV/m	dBuV	dB/m	dBuV/m	dB	cm	deg	
1	1	1	5150.00	51.75	8.88	42.87	54.00	-2.25	100	37	Average Horizontal
2	*	1	5180.00	110.37	67.41	42.86	54.00	56.37	100	37	Average Horizontal
3		1	5396.00	44.45	1.30	43.15	54.00	-9.55	100	37	Average Horizontal



TUV Rheinland Taiwan Ltd.  
No. 458-18, Sec 2, Fenliao, Linkou Dist., New Taipei City 244, Taiwan(R.O.C.)  
Tel: +886-2172-1000 Fax: +886-2172-1322



1	2	3	Read Level	Level Factor	Limit Line	Over Limit	APos	TPos	Remark	Pol/Phase	Note
1	2	3	MHz	dBuV/m	dBuV	dB/m	dBuV/m	dB	cm	deg	
1	1	1	5150.00	47.47	5.18	42.37	54.00	-6.53	313	11	Average Vertical
2	*	1	5180.00	111.22	68.76	42.46	54.00	57.22	313	11	Average Vertical
3		1	5356.50	44.17	1.43	42.74	54.00	-9.83	313	11	Average Vertical

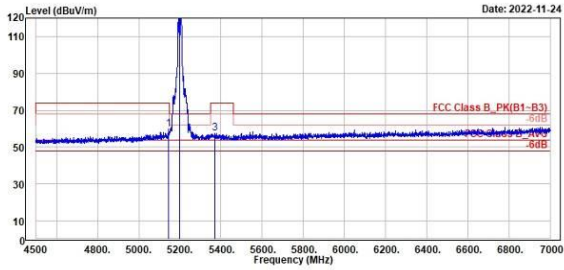
802.11a

CH 40 (Horizontal) Peak

CH 40 (Vertical) Peak



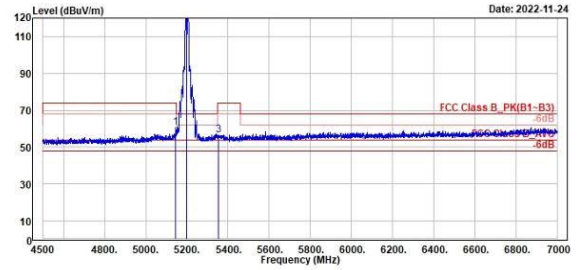
TUV Rheinland Taiwan Ltd.  
No. 458-18, Sec 2, Fenliao, Linkou Dist., New Taipei City 244, Taiwan(R.O.C.)  
Tel: +886-2172-1000 Fax: +886-2172-1322



1	2	3	4	5	6	7	8	9	10	11	12	13	14	15	16	17	18	19	20
Read	Level	Factor	Limit	Over	APos	TPos	Remark	Pol/Phase	Note										
Level	Factor	Line	Limit	Line	Limit	Line	Limit	Line	Limit	Line	Limit	Line	Limit	Line	Limit	Line	Limit	Line	Limit
dBuV/m	dBuV	dB/m	dBuV/m	dB	cm	deg													
5145.00	59.83	16.96	42.87	74.00	-14.17	142	40 Peak	Horizontal											
5200.00	122.34	79.33	43.81	68.28	54.14	142	40 Peak	Horizontal											
5369.00	57.63	14.67	42.96	74.00	-16.37	142	40 Peak	Horizontal											



TUV Rheinland Taiwan Ltd.  
No. 458-18, Sec 2, Fenliao, Linkou Dist., New Taipei City 244, Taiwan(R.O.C.)  
Tel: +886-2172-1000 Fax: +886-2172-1322



1	2	3	4	5	6	7	8	9	10	11	12	13	14	15	16	17	18	19	20
Read	Level	Factor	Limit	Over	APos	TPos	Remark	Pol/Phase	Note										
Level	Factor	Line	Limit	Line	Limit	Line	Limit	Line	Limit	Line	Limit	Line	Limit	Line	Limit	Line	Limit	Line	Limit
dBuV/m	dBuV	dB/m	dBuV/m	dB	cm	deg													
5147.00	69.76	18.39	42.37	74.00	-13.24	297	7 Peak	Vertical											
5200.00	122.08	89.37	42.51	68.28	54.68	297	7 Peak	Vertical											
5353.00	56.74	14.00	42.74	74.00	-17.26	297	7 Peak	Vertical											

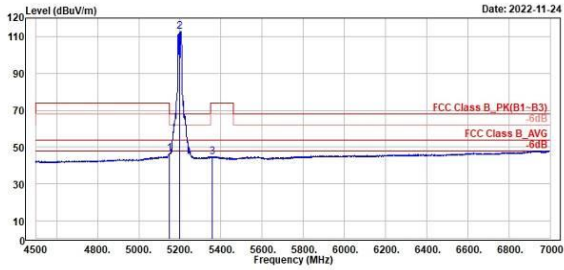
802.11a

CH 40 (Horizontal) Average

CH 40 (Vertical) Average



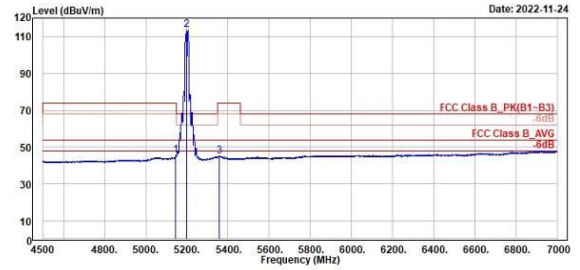
TUV Rheinland Taiwan Ltd.  
No. 458-18, Sec 2, Fenliao, Linkou Dist., New Taipei City 244, Taiwan(R.O.C.)  
Tel: +886-2172-1000 Fax: +886-2172-1322



1	2	3	Read Level	Level Factor	Limit Line	Over Limit	APos	TPos	Remark	Pol/Phase	Note
1	2	3	MHz	dBuV/m	dBuV	dB/m	dBuV/m	dB	cm	deg	
1	5159.00	46.32	3.45	42.87	54.00	-7.68	142	40	Average	Horizontal	
2 *	5200.00	112.72	69.71	43.81	54.00	58.72	142	40	Average	Horizontal	
3	5359.50	44.82	1.92	42.90	54.00	-9.18	142	40	Average	Horizontal	



TUV Rheinland Taiwan Ltd.  
No. 458-18, Sec 2, Fenliao, Linkou Dist., New Taipei City 244, Taiwan(R.O.C.)  
Tel: +886-2172-1000 Fax: +886-2172-1322



1	2	3	Read Level	Level Factor	Limit Line	Over Limit	APos	TPos	Remark	Pol/Phase	Note
1	2	3	MHz	dBuV/m	dBuV	dB/m	dBuV/m	dB	cm	deg	
1	5147.00	45.68	3.31	42.37	54.00	-8.32	297	7	Average	Vertical	
2 *	5200.00	113.56	71.95	42.51	54.00	59.56	297	7	Average	Vertical	
3	5356.50	45.28	2.46	42.74	54.00	-8.80	297	7	Average	Vertical	

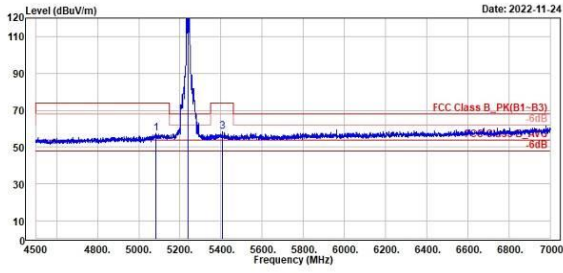
802.11a

CH 48 (Horizontal) Peak

CH 48 (Vertical) Peak



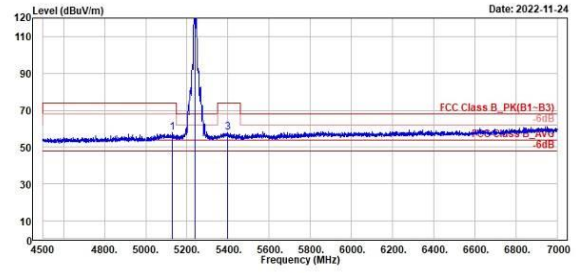
TUV Rheinland Taiwan Ltd.  
No. 458-18, Sec 2, Fenliao, Linkou Dist., New Taipei City 244, Taiwan(R.O.C.)  
Tel: +886-2172-1000 Fax: +886-2172-1322



Peak	Freq	Level	Read	Limit	Over	APos	TPos	Remark	Pol/Phase	Note
	MHz	dBuV/m	dBuV	dB/m	dBuV/m	dB	cm	deg		
1	5884.00	57.48	14.79	42.69	74.00	-16.52	126	48 Peak	Horizontal	
2 *	5248.00	121.98	79.82	42.88	68.28	53.78	126	48 Peak	Horizontal	
3	5486.50	58.52	15.37	43.15	74.00	-15.48	126	48 Peak	Horizontal	



TUV Rheinland Taiwan Ltd.  
No. 458-18, Sec 2, Fenliao, Linkou Dist., New Taipei City 244, Taiwan(R.O.C.)  
Tel: +886-2172-1000 Fax: +886-2172-1322



Peak	Freq	Level	Read	Limit	Over	APos	TPos	Remark	Pol/Phase	Note
	MHz	dBuV/m	dBuV	dB/m	dBuV/m	dB	cm	deg		
1	5129.00	58.86	15.71	42.35	74.00	-15.94	293	6 Peak	Vertical	
2 *	5248.00	123.88	80.54	42.54	68.28	54.88	293	6 Peak	Vertical	
3	5398.50	58.84	15.27	42.77	74.00	-15.96	293	6 Peak	Vertical	

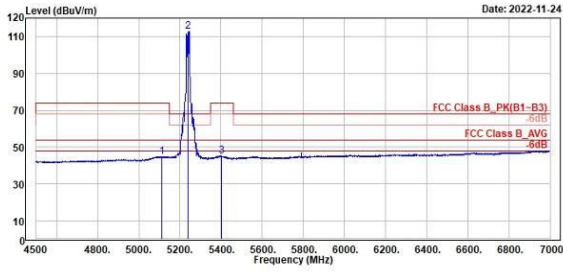
802.11a

CH 48 (Horizontal) Average

CH 48 (Vertical) Average



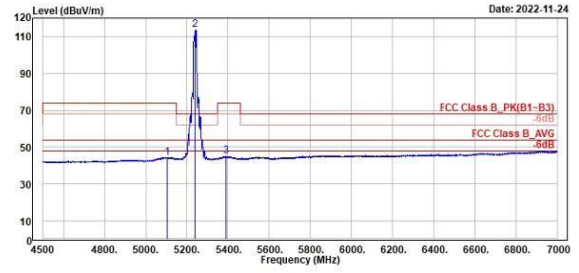
TUV Rheinland Taiwan Ltd.  
No. 458-18, Sec 2, Fenliao, Linkou Dist., New Taipei City 244, Taiwan(R.O.C.)  
Tel: +886-2172-1000 Fax: +886-2172-1322



1	2	3	Read Level	Level Factor	Limit Line	Over Limit	APos	TPos	Remark	Pol/Phase	Note
MHz	dBuV/m	dBuV	dB/m	dBuV/m	dB	cm	deg				
5111.00	44.83	1.99	42.84	54.00	-9.17	126	48	Average	Horizontal		
5240.00	112.71	69.83	42.88	54.00	58.71	126	48	Average	Horizontal		
5403.50	45.16	1.99	43.17	54.00	-8.84	126	48	Average	Horizontal		



TUV Rheinland Taiwan Ltd.  
No. 458-18, Sec 2, Fenliao, Linkou Dist., New Taipei City 244, Taiwan(R.O.C.)  
Tel: +886-2172-1000 Fax: +886-2172-1322



1	2	3	Read Level	Level Factor	Limit Line	Over Limit	APos	TPos	Remark	Pol/Phase	Note
MHz	dBuV/m	dBuV	dB/m	dBuV/m	dB	cm	deg				
5103.00	44.45	2.12	42.33	54.00	-9.55	293	6	Average	Vertical		
5240.00	113.44	70.90	42.54	54.00	59.44	293	6	Average	Vertical		
5392.00	44.95	2.18	42.77	54.00	-9.05	293	6	Average	Vertical		

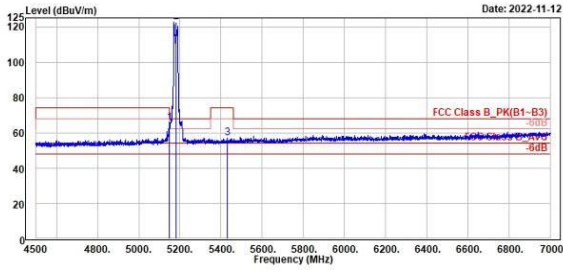
802.11ax HE20

CH 36 (Horizontal) Peak

CH 36 (Vertical) Peak



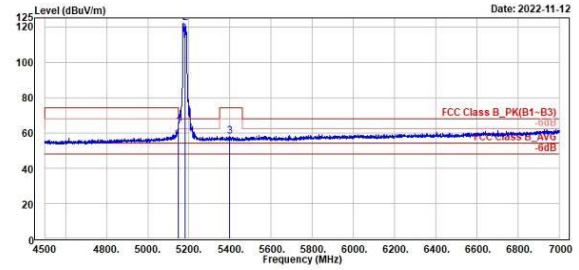
TUV Rheinland Taiwan Ltd.  
No. 458-18, Sec 2, Fenliao, Linkou Dist., New Taipei City 244, Taiwan(R.O.C.)  
Tel: +886-2172-1000 Fax: +886-2172-1322



Read	Limit	Over	APos	TPos	Remark	Pol/Phase	Note
Level	Line	Line					
Factor							
dB/m	dB/m	dB	cm	deg			
1   5159.00	65.48	23.11	42.37	68.28	-2.72	333	3 Peak Vertical
2 * 5189.00	122.74	80.28	42.46	68.28	54.54	333	3 Peak Vertical
3 5429.50	56.91	13.99	42.92	74.00	-17.09	333	3 Peak Vertical



TUV Rheinland Taiwan Ltd.  
No. 458-18, Sec 2, Fenliao, Linkou Dist., New Taipei City 244, Taiwan(R.O.C.)  
Tel: +886-2172-1000 Fax: +886-2172-1322



Read	Limit	Over	APos	TPos	Remark	Pol/Phase	Note
Level	Line	Line					
Factor							
dB/m	dB/m	dB	cm	deg			
1   5159.00	63.57	20.79	42.87	68.28	-4.63	119	39 Peak Horizontal
2 * 5189.00	122.82	79.06	42.96	68.28	53.82	119	39 Peak Horizontal
3 5399.00	57.96	14.80	43.16	74.00	-16.04	119	39 Peak Horizontal

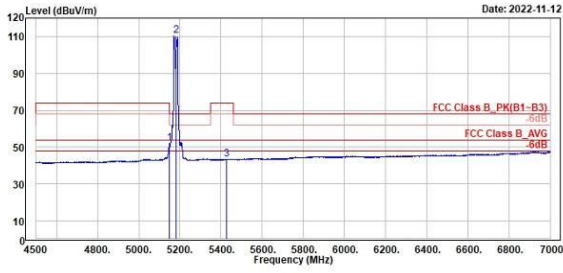
802.11ax HE20

CH 36 (Horizontal) Average

CH 36 (Vertical) Average



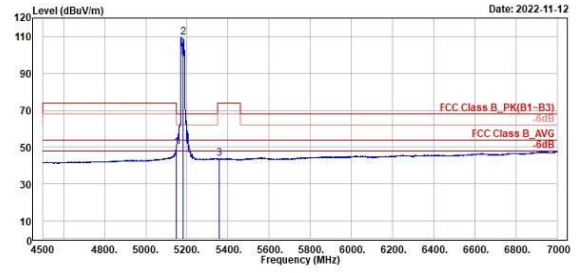
TUV Rheinland Taiwan Ltd.  
No. 458-18, Sec 2, Fenliao, Linkou Dist., New Taipei City 244, Taiwan(R.O.C.)  
Tel: +886-2172-1000 Fax: +886-2172-1322



Read	Limit	Over	APos	TPos	Remark	Pol/Phase	Note
Level	Line	Limit					
Factor							
dBuV	dB/m	dBuV/m	cm	deg			
51.89	42.37	54.00	-2.11	333	3 Average	Vertical	
67.98	42.46	54.00	56.44	333	3 Average	Vertical	
43.57	42.91	54.00	-10.43	333	3 Average	Vertical	



TUV Rheinland Taiwan Ltd.  
No. 458-18, Sec 2, Fenliao, Linkou Dist., New Taipei City 244, Taiwan(R.O.C.)  
Tel: +886-2172-1000 Fax: +886-2172-1322



Read	Limit	Over	APos	TPos	Remark	Pol/Phase	Note
Level	Line	Limit					
Factor							
dBuV	dB/m	dBuV/m	dB	cm	deg		
49.67	42.87	54.00	-4.33	119	39 Average	Horizontal	
109.59	42.96	54.00	55.59	119	39 Average	Horizontal	
43.86	42.90	54.00	-10.14	119	39 Average	Horizontal	



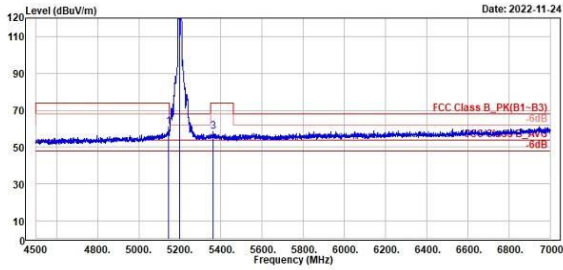
802.11ax HE20

CH 40 (Horizontal) Peak

CH 40 (Vertical) Peak



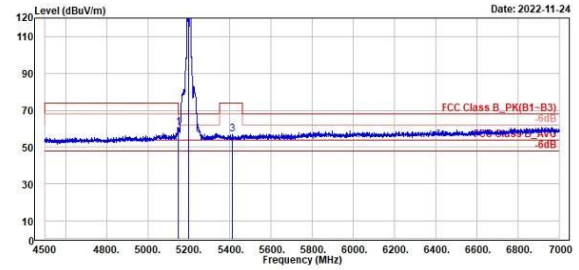
TUV Rheinland Taiwan Ltd.  
No. 458-18, Sec 2, Fenliao, Linkou Dist., New Taipei City 244, Taiwan(R.O.C.)  
Tel: +886-2172-1000 Fax: +886-2172-1322



Peak	Freq	Level	Read	Limit	Over	APos	TPos	Remark	Pol/Phase	Note
	MHz	dBuV/m	dBuV	dB/m	dBuV/m	dB	cm	deg		
1	5145.00	61.25	18.38	42.87	74.00	-12.75	100	41 Peak	Horizontal	
2 *	5200.00	125.51	82.39	43.81	68.28	57.11	100	41 Peak	Horizontal	
3	5362.50	58.37	15.46	42.91	74.00	-15.63	100	41 Peak	Horizontal	



TUV Rheinland Taiwan Ltd.  
No. 458-18, Sec 2, Fenliao, Linkou Dist., New Taipei City 244, Taiwan(R.O.C.)  
Tel: +886-2172-1000 Fax: +886-2172-1322



Peak	Freq	Level	Read	Limit	Over	APos	TPos	Remark	Pol/Phase	Note
	MHz	dBuV/m	dBuV	dB/m	dBuV/m	dB	cm	deg		
1	5147.50	69.61	18.24	42.37	74.00	-13.39	330	12 Peak	Vertical	
2 *	5200.00	124.62	82.11	42.51	68.28	56.42	330	12 Peak	Vertical	
3	5409.50	57.19	14.37	42.82	74.00	-16.81	330	12 Peak	Vertical	

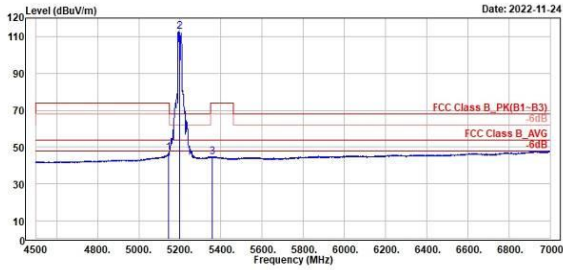
802.11ax HE20

CH 40 (Horizontal) Average

CH 40 (Vertical) Average



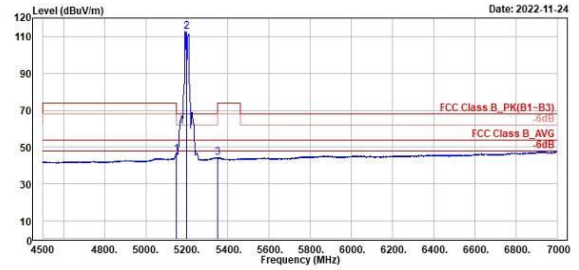
TUV Rheinland Taiwan Ltd.  
No. 458-18, Sec 2, Fenliao, Linkou Dist., New Taipei City 244, Taiwan(R.O.C.)  
Tel: +886-2172-1000 Fax: +886-2172-1322



1	2	3	Read Level	Level Factor	Limit Line	Over Limit	APos	TPos	Remark	Pol/Phase	Note
MHz	dBuV/m	dBuV	dB/m	dBuV/m	dB	cm	deg				
1	5145.00	47.12	4.25	42.87	54.00	-6.88	100	41	Average	Horizontal	
2	5200.00	112.62	69.61	43.81	54.00	58.62	100	41	Average	Horizontal	
3	5359.00	44.72	1.83	42.89	54.00	-9.28	100	41	Average	Horizontal	



TUV Rheinland Taiwan Ltd.  
No. 458-18, Sec 2, Fenliao, Linkou Dist., New Taipei City 244, Taiwan(R.O.C.)  
Tel: +886-2172-1000 Fax: +886-2172-1322



1	2	3	Read Level	Level Factor	Limit Line	Over Limit	APos	TPos	Remark	Pol/Phase	Note
MHz	dBuV/m	dBuV	dB/m	dBuV/m	dB	cm	deg				
1	5145.50	46.18	3.01	42.37	54.00	-7.82	330	12	Average	Vertical	
2	5200.00	112.71	79.28	42.51	54.00	58.71	330	12	Average	Vertical	
3	5350.50	44.36	1.63	42.73	54.00	-9.64	330	12	Average	Vertical	

802.11ax HE20

CH 48 (Horizontal) Peak

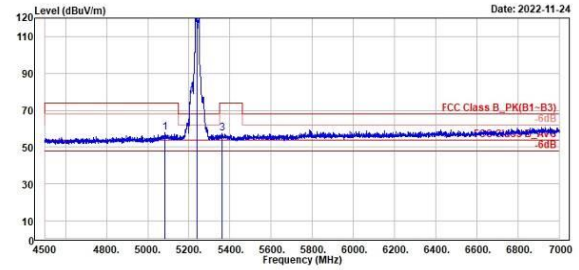
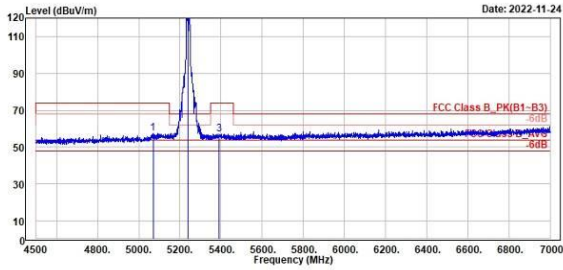
CH 48 (Vertical) Peak



TUV Rheinland Taiwan Ltd.  
No. 458-18, Sec 2, Fenliao, Linkou Dist., New Taipei City 244, Taiwan(R.O.C.)  
Tel: +886-2172-1000 Fax: +886-2172-1322



TUV Rheinland Taiwan Ltd.  
No. 458-18, Sec 2, Fenliao, Linkou Dist., New Taipei City 244, Taiwan(R.O.C.)  
Tel: +886-2172-1000 Fax: +886-2172-1322



Peak	Freq	Level	Read	Limit	Over	APos	TPos	Remark	Pol/Phase	Note
	MHz	dBuV/m	dBuV	dB/m	dBuV/m	dB	cm	deg		
1	5869.50	57.40	14.83	42.57	74.00	-16.60	100	48 Peak	Horizontal	
2 *	5248.00	124.29	81.41	42.85	68.28	56.09	100	48 Peak	Horizontal	
3	5398.00	57.17	14.86	43.11	74.00	-16.83	100	48 Peak	Horizontal	

Peak	Freq	Level	Read	Limit	Over	APos	TPos	Remark	Pol/Phase	Note
	MHz	dBuV/m	dBuV	dB/m	dBuV/m	dB	cm	deg		
1	5885.00	57.91	15.62	42.29	74.00	-16.09	327	6 Peak	Vertical	
2 *	5248.00	126.45	83.91	42.54	68.28	58.25	327	6 Peak	Vertical	
3	5360.50	57.61	14.87	42.74	74.00	-16.39	327	6 Peak	Vertical	

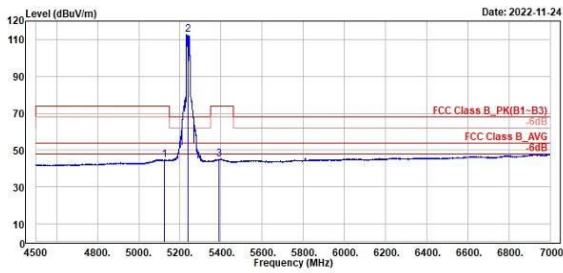
802.11ax HE20

CH 48 (Horizontal) Average

CH 48 (Vertical) Average



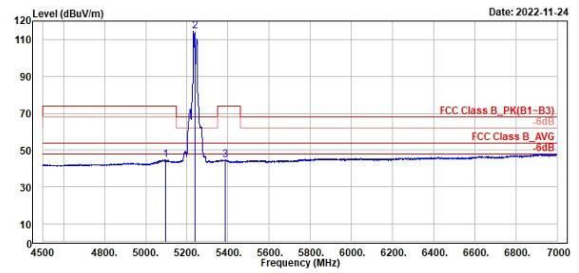
TUV Rheinland Taiwan Ltd.  
No. 458-18, Sec 2, Fenliao, Linkou Dist., New Taipei City 244, Taiwan(R.O.C.)  
Tel: +886-2172-1000 Fax: +886-2172-1322



1	2	3	Read Level	Level Factor	Limit Line	Over Limit	APos	TPos	Remark	Pol/Phase	Note
MHz	dBuV/m	dBuV	dB/m	dBuV/m	dB	cm	deg				
1	5126.50	44.66	1.81	42.85	54.00	-9.34	100	40	Average	Horizontal	
2	5240.00	112.82	69.94	42.88	54.00	58.82	100	40	Average	Horizontal	
3	5390.50	45.08	1.97	43.11	54.00	-8.92	100	40	Average	Horizontal	



TUV Rheinland Taiwan Ltd.  
No. 458-18, Sec 2, Fenliao, Linkou Dist., New Taipei City 244, Taiwan(R.O.C.)  
Tel: +886-2172-1000 Fax: +886-2172-1322



1	2	3	Read Level	Level Factor	Limit Line	Over Limit	APos	TPos	Remark	Pol/Phase	Note
MHz	dBuV/m	dBuV	dB/m	dBuV/m	dB	cm	deg				
1	5095.00	44.68	2.36	42.32	54.00	-9.32	327	6	Average	Vertical	
2	5240.00	114.59	72.85	42.54	54.00	60.59	327	6	Average	Vertical	
3	5385.00	44.69	1.93	42.76	54.00	-9.31	327	6	Average	Vertical	

802.11ax HE40

CH 38 (Horizontal) Peak

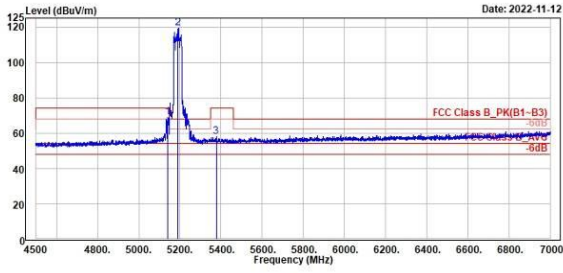
CH 38 (Vertical) Peak



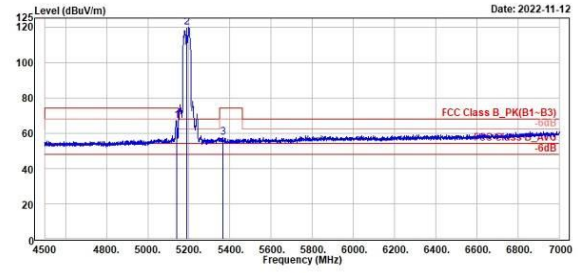
TUV Rheinland Taiwan Ltd.  
No. 458-18, Sec 2, Fenliao, Linkou Dist., New Taipei City 244, Taiwan(R.O.C.)  
Tel: +886-2172-1000 Fax: +886-2172-1322



TUV Rheinland Taiwan Ltd.  
No. 458-18, Sec 2, Fenliao, Linkou Dist., New Taipei City 244, Taiwan(R.O.C.)  
Tel: +886-2172-1000 Fax: +886-2172-1322



Peak	Freq	Level	Read	Limit	Over	APos	TPos	Remark	Pol/Phase	Note
	MHz	dBuV/m	dBuV	dB/m	dBuV/m	dB	cm	deg		
1	5141.00	68.70	25.84	42.86	74.00	-5.30	188	38 Peak	Horizontal	
2	5190.00	119.53	76.55	42.98	68.28	51.33	188	38 Peak	Horizontal	
3	5376.00	57.99	14.98	43.01	74.00	-16.01	188	38 Peak	Horizontal	



Peak	Freq	Level	Read	Limit	Over	APos	TPos	Remark	Pol/Phase	Note
	MHz	dBuV/m	dBuV	dB/m	dBuV/m	dB	cm	deg		
1	5140.00	67.24	24.88	42.36	74.00	-6.76	338	3 Peak	Vertical	
2	5190.00	119.58	77.18	42.48	68.28	51.38	338	3 Peak	Vertical	
3	5366.50	57.34	14.59	42.75	74.00	-16.66	338	3 Peak	Vertical	

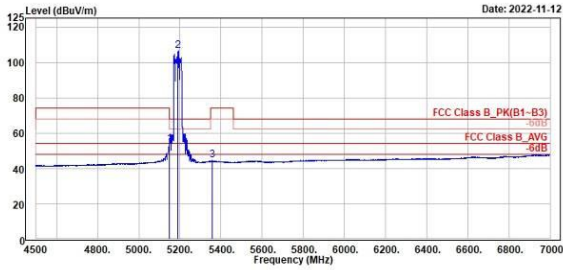
802.11ax HE40

CH 38 (Horizontal) Average

CH 38 (Vertical) Average



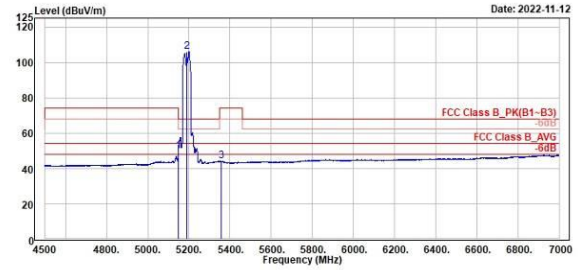
TUV Rheinland Taiwan Ltd.  
No. 458-18, Sec 2, Fenliao, Linkou Dist., New Taipei City 244, Taiwan(R.O.C.)  
Tel: +886-2172-1000 Fax: +886-2172-1322



1	2	3	Read Level	Level Factor	Limit Line	Over Limit	APos	TPos	Remark	Pol/Phase	Note
1	2	3	MHz	dBuV/m	dBuV	dB/m	dBuV/m	dB	cm	deg	
1	!	5150.00	53.65	10.78	42.87	54.00	-0.35	188	38	Average	Horizontal
2	*	5190.00	106.69	63.71	42.88	54.00	52.69	188	38	Average	Horizontal
3		5359.50	44.65	1.75	42.90	54.00	-9.35	188	38	Average	Horizontal



TUV Rheinland Taiwan Ltd.  
No. 458-18, Sec 2, Fenliao, Linkou Dist., New Taipei City 244, Taiwan(R.O.C.)  
Tel: +886-2172-1000 Fax: +886-2172-1322



1	2	3	Read Level	Level Factor	Limit Line	Over Limit	APos	TPos	Remark	Pol/Phase	Note
1	2	3	MHz	dBuV/m	dBuV	dB/m	dBuV/m	dB	cm	deg	
1	!	5150.00	49.79	7.42	42.37	54.00	-4.21	338	3	Average	Vertical
2	*	5190.00	106.07	63.59	42.48	54.00	52.07	338	3	Average	Vertical
3		5356.00	44.10	1.36	42.74	54.00	-9.90	338	3	Average	Vertical

802.11ax HE40

CH 46 (Horizontal) Peak

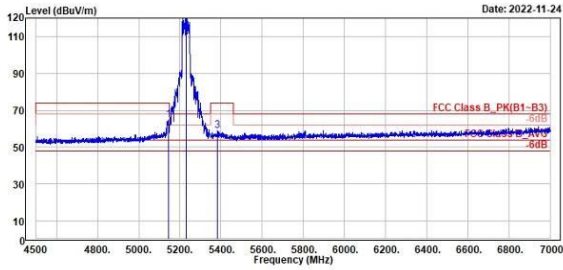
CH 46 (Vertical) Peak



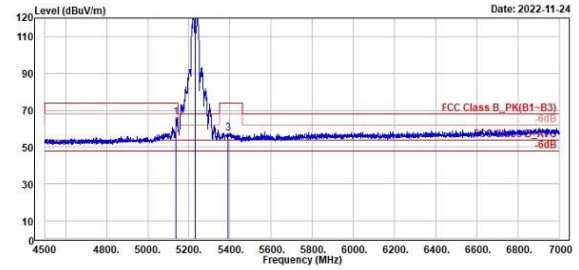
TUV Rheinland Taiwan Ltd.  
No. 458-18, Sec 2, Fenliao, Linkou Dist., New Taipei City 244, Taiwan(R.O.C.)  
Tel: +886-2172-1000 Fax: +886-2172-1322



TUV Rheinland Taiwan Ltd.  
No. 458-18, Sec 2, Fenliao, Linkou Dist., New Taipei City 244, Taiwan(R.O.C.)  
Tel: +886-2172-1000 Fax: +886-2172-1322



1	2	3	Read Level	Level Factor	Limit Line	Over Limit	APos	TPos	Remark	Pol/Phase	Note
MHz	dBuV/m	dBuV	dB/m	dBuV/m	dB	cm	deg				
5145.50	64.68	21.81	42.87	74.00	-9.32	177	32	Peak	Horizontal		
5230.00	121.98	78.98	42.92	68.28	53.70	177	32	Peak	Horizontal		
5383.50	58.76	15.70	43.06	74.00	-15.24	177	32	Peak	Horizontal		



1	2	3	Read Level	Level Factor	Limit Line	Over Limit	APos	TPos	Remark	Pol/Phase	Note
MHz	dBuV/m	dBuV	dB/m	dBuV/m	dB	cm	deg				
5130.50	66.14	23.78	42.36	74.00	-7.86	293	7	Peak	Vertical		
5230.00	120.88	78.44	42.54	68.28	52.78	293	7	Peak	Vertical		
5391.00	57.66	14.89	42.77	74.00	-16.34	293	7	Peak	Vertical		

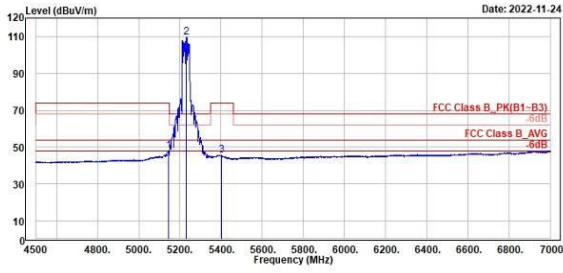
802.11ax HE40

CH 46 (Horizontal) Average

CH 46 (Vertical) Average



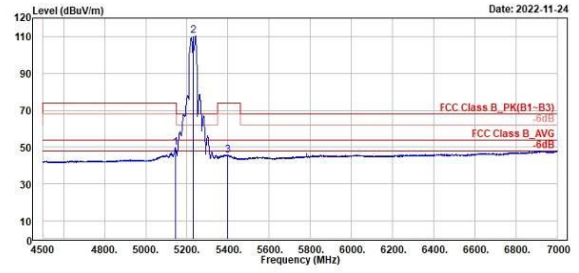
TUV Rheinland Taiwan Ltd.  
No. 458-18, Sec 2, Fenliao, Linkou Dist., New Taipei City 244, Taiwan(R.O.C.)  
Tel: +886-2172-1000 Fax: +886-2172-1322



1	2	3	Read Level	Level Factor	Limit Line	Over Limit	APos	TPos	Remark	Pol/Phase	Note
MHz	dBuV/m	dBuV	dB/m	dBuV/m	dB	cm	deg				
5145.50	48.10	5.23	42.87	54.00	-5.90	177	32	Average	Horizontal		
5230.00	109.69	66.77	42.92	54.00	55.69	177	32	Average	Horizontal		
5403.00	45.45	2.28	43.17	54.00	-8.55	177	32	Average	Horizontal		



TUV Rheinland Taiwan Ltd.  
No. 458-18, Sec 2, Fenliao, Linkou Dist., New Taipei City 244, Taiwan(R.O.C.)  
Tel: +886-2172-1000 Fax: +886-2172-1322



1	2	3	Read Level	Level Factor	Limit Line	Over Limit	APos	TPos	Remark	Pol/Phase	Note
MHz	dBuV/m	dBuV	dB/m	dBuV/m	dB	cm	deg				
5144.00	49.78	7.41	42.37	54.00	-4.22	293	7	Average	Vertical		
5230.00	118.28	67.74	42.54	54.00	56.28	293	7	Average	Vertical		
5397.00	45.73	2.96	42.77	54.00	-8.27	293	7	Average	Vertical		



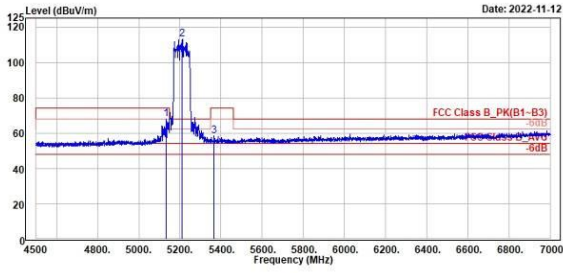
802.11ax HE80

CH 42 (Horizontal) Peak

CH 42 (Vertical) Peak



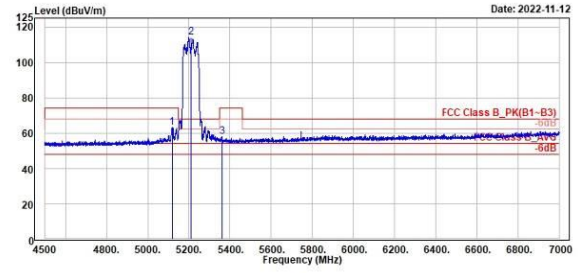
TUV Rheinland Taiwan Ltd.  
No. 458-18, Sec 2, Fenliao, Linkou Dist., New Taipei City 244, Taiwan(R.O.C.)  
Tel: +886-2172-1000 Fax: +886-2172-1322



Peak	Freq	Level	Read	Limit	Over	APos	TPos	Remark	Pol/Phase	Note
	MHz	dBuV/m	dBuV	dB/m	dBuV/m	dB	cm	deg		
1	5133.50	67.87	25.81	42.86	74.00	-6.13	189	39 Peak	Horizontal	
2 *	5210.00	113.01	70.03	42.98	68.28	44.81	189	39 Peak	Horizontal	
3	5367.50	58.31	15.36	42.95	74.00	-15.69	189	39 Peak	Horizontal	



TUV Rheinland Taiwan Ltd.  
No. 458-18, Sec 2, Fenliao, Linkou Dist., New Taipei City 244, Taiwan(R.O.C.)  
Tel: +886-2172-1000 Fax: +886-2172-1322



Peak	Freq	Level	Read	Limit	Over	APos	TPos	Remark	Pol/Phase	Note
	MHz	dBuV/m	dBuV	dB/m	dBuV/m	dB	cm	deg		
1	5110.50	63.13	20.78	42.35	74.00	-10.87	328	3 Peak	Vertical	
2 *	5210.00	113.00	71.46	42.52	68.28	45.78	328	3 Peak	Vertical	
3	5361.00	57.79	15.05	42.74	74.00	-16.21	328	3 Peak	Vertical	

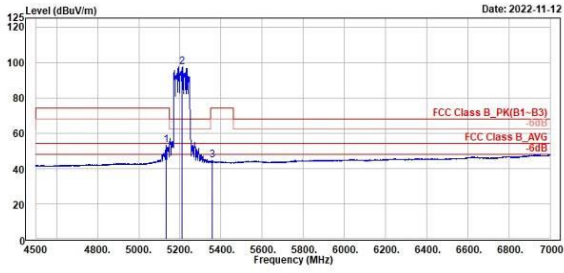
802.11ax HE80

CH 42 (Horizontal) Average

CH 42 (Vertical) Average



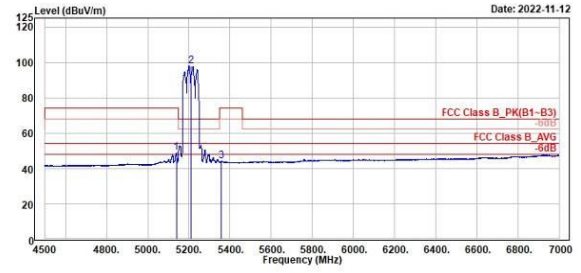
TUV Rheinland Taiwan Ltd.  
No. 458-18, Sec 2, Fenliao, Linkou Dist., New Taipei City 244, Taiwan(R.O.C.)  
Tel: +886-2172-1000 Fax: +886-2172-1322



Read	Limit	Over	APos	TPos	Remark	Pol/Phase	Note
Level	Line	Limit					
Factor							
dBuV	dBuV/m	dB	cm	deg			
10.69	42.86	54.00	-0.54	189	39 Average	Horizontal	
54.47	42.98	54.00	43.45	189	39 Average	Horizontal	
1.66	42.98	54.00	-9.44	189	39 Average	Horizontal	



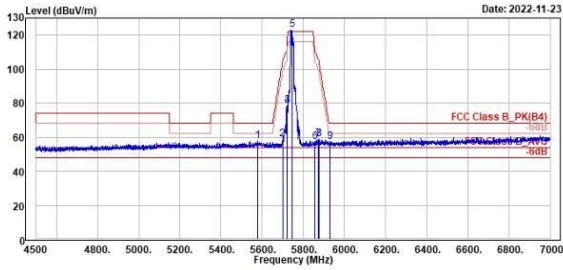
TUV Rheinland Taiwan Ltd.  
No. 458-18, Sec 2, Fenliao, Linkou Dist., New Taipei City 244, Taiwan(R.O.C.)  
Tel: +886-2172-1000 Fax: +886-2172-1322



Read	Limit	Over	APos	TPos	Remark	Pol/Phase	Note
Level	Line	Limit					
Factor							
dBuV	dBuV/m	dB	cm	deg			
6.49	42.36	54.00	-5.24	328	3 Average	Vertical	
55.21	42.52	54.00	43.73	328	3 Average	Vertical	
1.70	42.74	54.00	-9.56	328	3 Average	Vertical	

**Mask, 5.725GHz ~ 5.85GHz**  
**U-NII-3**
**802.11a**
**CH 149 (Horizontal) Peak**
**CH 149 (Vertical) Peak**

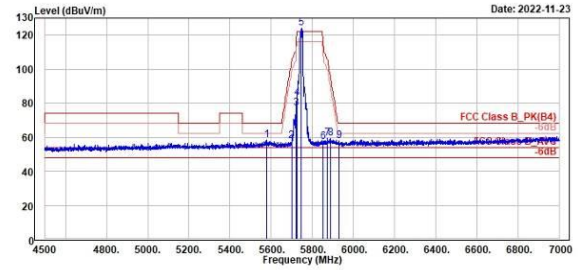

TÜV Rheinland Taiwan Ltd.  
 No. 458-18, Sec 2, Fenliao, Linkou Dist., New Taipei City 244, Taiwan(R.O.C.)  
 Tel: +886-2172-1000 Fax: +886-2172-1322



Peak	Freq	Level	Read	Limit	Over	APos	TPos	Remark	Pol/Phase	Note
	MHz	dBuV/m	dBuV	dB/m	dBuV/m	dB	cm	deg		
1	5579.50	57.65	14.33	43.32	68.28	-10.55	310	20	Peak	Horizontal
2	5699.00	58.72	15.59	43.22	104.46	-45.74	310	20	Peak	Horizontal
3	5728.00	78.54	35.27	43.27	110.80	-32.26	310	20	Peak	Horizontal
4	5728.00	78.54	35.27	43.27	110.80	-32.26	310	20	Peak	Horizontal
5 *	5745.00	122.96	79.62	43.34	122.20	0.76	310	20	Peak	Horizontal
6	5854.50	57.34	13.78	43.56	111.94	-54.60	310	20	Peak	Horizontal
7	5874.50	58.88	15.22	43.66	105.34	-46.46	310	20	Peak	Horizontal
8	5875.00	58.80	15.14	43.66	105.20	-46.40	310	20	Peak	Horizontal
9	5929.50	57.45	13.59	43.86	68.20	-10.75	310	20	Peak	Horizontal



TÜV Rheinland Taiwan Ltd.  
 No. 458-18, Sec 2, Fenliao, Linkou Dist., New Taipei City 244, Taiwan(R.O.C.)  
 Tel: +886-2172-1000 Fax: +886-2172-1322



Peak	Freq	Level	Read	Limit	Over	APos	TPos	Remark	Pol/Phase	Note
	MHz	dBuV/m	dBuV	dB/m	dBuV/m	dB	cm	deg		
1	5577.50	58.10	14.98	43.12	68.20	-10.10	290	13	Peak	Vertical
2	5699.00	57.84	14.72	43.22	104.46	-46.52	290	13	Peak	Vertical
3	5728.00	77.20	33.89	43.31	110.80	-33.60	290	13	Peak	Vertical
4	5724.50	82.83	39.49	43.34	121.06	-38.23	290	13	Peak	Vertical
5 *	5745.00	124.12	80.69	43.43	122.20	1.92	290	13	Peak	Vertical
6	5853.50	57.56	13.81	43.75	114.22	-56.66	290	13	Peak	Vertical
7	5872.00	59.56	15.76	43.80	106.04	-46.48	290	13	Peak	Vertical
8	5887.50	59.27	15.43	43.84	95.92	-36.65	290	13	Peak	Vertical
9	5929.00	57.81	13.97	43.84	68.20	-10.39	290	13	Peak	Vertical

802.11a

CH 157 (Horizontal) Peak

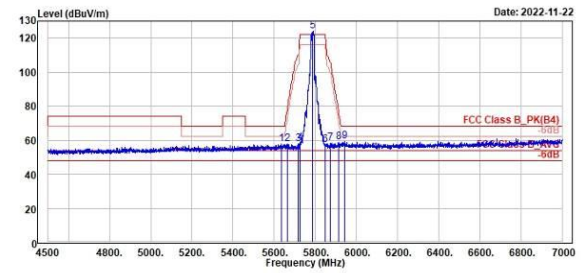
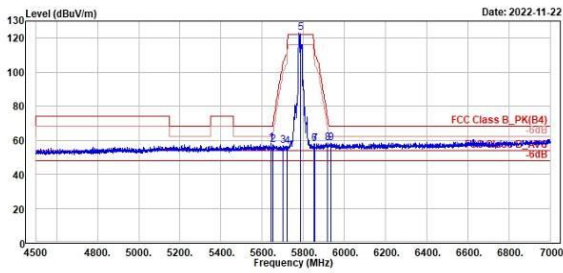
CH 157 (Vertical) Peak



TÜV Rheinland Taiwan Ltd.  
No. 458-18, Sec 2, Fenliao, Linkou Dist., New Taipei City 244, Taiwan(R.O.C.)  
Tel: +886-2172-1000 Fax: +886-2172-1322



TÜV Rheinland Taiwan Ltd.  
No. 458-18, Sec 2, Fenliao, Linkou Dist., New Taipei City 244, Taiwan(R.O.C.)  
Tel: +886-2172-1000 Fax: +886-2172-1322



Peak	Freq	Level	Read	Limit	Over	APos	TPos	Remark	Pol/Phase	Note
	MHz	dBuV/m	dBuV	dB/m	dBuV/m	dB	cm	deg		
1	5643.50	58.11	15.00	43.11	68.28	-10.09	319	20 Peak	Horizontal	
2	5651.50	57.14	14.06	43.08	69.31	-12.17	319	20 Peak	Horizontal	
3	5708.50	56.83	13.61	43.22	105.34	-48.51	319	20 Peak	Horizontal	
4	5728.50	56.38	13.11	43.27	111.94	-55.56	319	20 Peak	Horizontal	
5 *	5785.00	122.84	79.38	43.46	122.20	0.64	319	20 Peak	Horizontal	
6	5851.50	57.72	14.17	43.55	110.78	-61.06	319	20 Peak	Horizontal	
7	5856.50	58.02	14.45	43.57	110.38	-52.36	319	20 Peak	Horizontal	
8	5916.50	58.20	14.38	43.82	74.47	-16.27	319	20 Peak	Horizontal	
9	5934.00	58.49	14.61	43.88	68.28	-9.71	319	20 Peak	Horizontal	

Peak	Freq	Level	Read	Limit	Over	APos	TPos	Remark	Pol/Phase	Note
	MHz	dBuV/m	dBuV	dB/m	dBuV/m	dB	cm	deg		
1	5637.50	57.75	14.58	43.17	68.20	-10.45	284	14 Peak	Vertical	
2	5666.00	57.73	14.54	43.19	80.88	-22.35	284	14 Peak	Vertical	
3	5717.00	58.04	14.74	43.30	109.96	-51.92	284	14 Peak	Vertical	
4	5724.00	58.48	15.14	43.34	119.92	-61.44	284	14 Peak	Vertical	
5 *	5785.00	124.31	80.75	43.56	122.20	2.11	284	14 Peak	Vertical	
6	5850.00	57.39	13.65	43.74	122.20	-64.81	284	14 Peak	Vertical	
7	5874.50	58.22	14.41	43.81	105.34	-47.12	284	14 Peak	Vertical	
8	5912.50	58.78	14.92	43.86	77.42	-18.64	284	14 Peak	Vertical	
9	5941.00	59.36	15.53	43.83	68.28	-8.84	284	14 Peak	Vertical	

802.11a

CH 165 (Horizontal) Peak

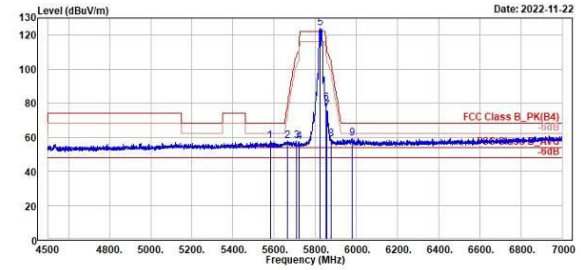
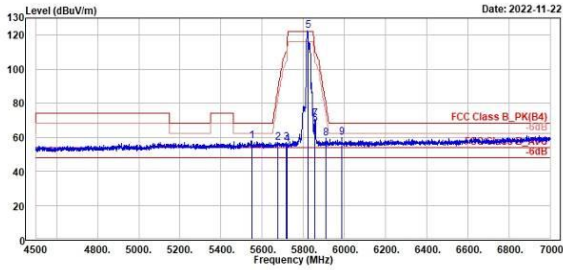
CH 165 (Vertical) Peak



TÜV Rheinland Taiwan Ltd.  
No. 458-18, Sec 2, Fenliao, Linkou Dist., New Taipei City 244, Taiwan(R.O.C.)  
Tel: +886-2172-1000 Fax: +886-2172-1322



TÜV Rheinland Taiwan Ltd.  
No. 458-18, Sec 2, Fenliao, Linkou Dist., New Taipei City 244, Taiwan(R.O.C.)  
Tel: +886-2172-1000 Fax: +886-2172-1322



	Read	Limit	Over	APos	TPos	Remark	Pol/Phase	Note
1	Level	Line	Limit	cm	deg			
MHz	dBuV/m	dBuV	dB/m	dBuV/m	dB			
1	5548.00	57.69	14.48	43.29	68.28	-10.51	317	20 Peak Horizontal
2	5677.50	57.03	13.88	43.15	89.59	-31.56	317	20 Peak Horizontal
3	5716.00	56.94	13.68	43.26	109.68	-52.74	317	20 Peak Horizontal
4	5728.00	55.61	12.34	43.27	110.80	-55.19	317	20 Peak Horizontal
5 *	5825.00	122.51	70.99	43.52	122.20	0.31	317	20 Peak Horizontal
6	5854.50	67.74	24.18	43.56	111.94	-44.20	317	20 Peak Horizontal
7	5858.00	70.73	27.16	43.57	109.96	-39.23	317	20 Peak Horizontal
8	5909.00	59.24	15.43	43.81	80.01	-20.77	317	20 Peak Horizontal
9	5986.00	59.58	15.63	43.95	68.28	-8.62	317	20 Peak Horizontal

	Read	Limit	Over	APos	TPos	Remark	Pol/Phase	Note
1	Level	Line	Limit	cm	deg			
MHz	dBuV/m	dBuV	dB/m	dBuV/m	dB			
1	5580.50	57.59	14.47	43.12	68.20	-10.61	308	14 Peak Vertical
2	5664.50	57.82	14.73	43.19	78.96	-21.04	308	14 Peak Vertical
3	5707.50	57.77	14.52	43.25	107.30	-49.53	308	14 Peak Vertical
4	5721.00	57.17	13.86	43.31	113.08	-55.91	308	14 Peak Vertical
5 *	5825.00	124.04	80.37	43.67	122.20	1.84	308	14 Peak Vertical
6	5851.00	79.09	36.15	43.74	119.92	-40.03	308	14 Peak Vertical
7	5855.00	75.58	31.83	43.75	110.80	-35.22	308	14 Peak Vertical
8	5877.50	58.82	15.01	43.81	103.34	-44.52	308	14 Peak Vertical
9	5980.00	59.38	15.48	43.90	68.20	-8.82	308	14 Peak Vertical

802.11ax HE20

CH 149 (Horizontal) Peak

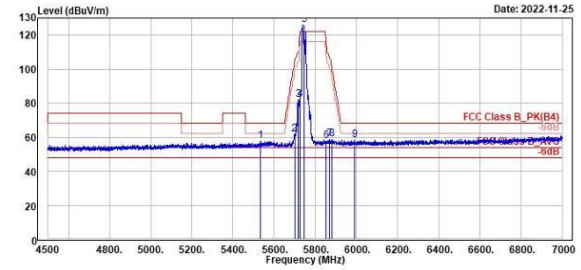
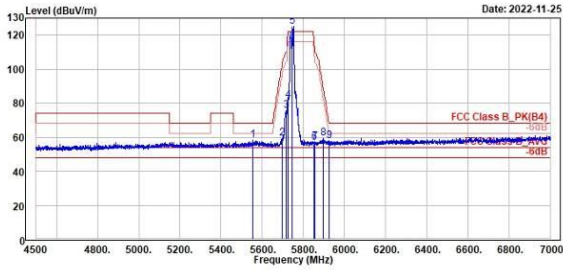
CH 149 (Vertical) Peak



TÜV Rheinland Taiwan Ltd.  
No. 458-18, Sec 2, Fenliao, Linkou Dist., New Taipei City 244, Taiwan(R.O.C.)  
Tel: +886-2172-1000 Fax: +886-2172-1322



TÜV Rheinland Taiwan Ltd.  
No. 458-18, Sec 2, Fenliao, Linkou Dist., New Taipei City 244, Taiwan(R.O.C.)  
Tel: +886-2172-1000 Fax: +886-2172-1322



	Read	Limit	Over	APos	TPos	Remark	Pol/Phase	Note	
1	5555.50	58.88	14.78	43.30	68.28	-10.12	310	15 Peak	Horizontal
2	5695.00	59.47	16.27	43.28	101.51	-42.04	310	15 Peak	Horizontal
3	5716.00	75.57	32.31	43.26	189.68	-34.11	310	15 Peak	Horizontal
4	5725.00	81.63	38.34	43.29	122.20	-40.57	310	15 Peak	Horizontal
5 *	5745.00	124.88	81.54	43.34	122.20	2.68	310	15 Peak	Horizontal
6	5850.50	56.90	13.36	43.54	121.06	-64.16	310	15 Peak	Horizontal
7	5856.50	57.44	13.87	43.57	110.38	-52.94	310	15 Peak	Horizontal
8	5895.50	59.32	15.56	43.76	89.99	-30.67	310	15 Peak	Horizontal
9	5926.50	57.73	13.88	43.85	68.28	-10.47	310	15 Peak	Horizontal

	Read	Limit	Over	APos	TPos	Remark	Pol/Phase	Note	
1	5534.50	57.92	14.04	43.08	68.28	-10.28	305	13 Peak	Vertical
2	5699.00	61.82	18.60	43.22	104.46	-42.64	305	13 Peak	Vertical
3	5718.00	81.82	38.52	43.30	110.24	-28.42	305	13 Peak	Vertical
4	5724.00	82.15	38.81	43.34	119.92	-37.77	305	13 Peak	Vertical
5 *	5745.00	126.25	82.92	43.43	122.20	4.05	305	13 Peak	Vertical
6	5850.50	58.06	14.32	43.74	121.06	-63.00	305	13 Peak	Vertical
7	5870.00	58.58	14.79	43.79	106.60	-48.02	305	13 Peak	Vertical
8	5882.50	58.68	14.85	43.83	99.63	-40.95	305	13 Peak	Vertical
9	5991.50	58.12	14.19	43.93	68.28	-10.08	305	13 Peak	Vertical

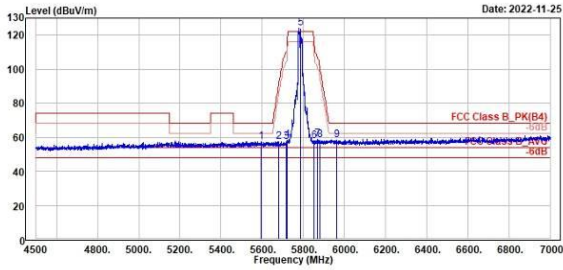
802.11ax HE20

CH 157 (Horizontal) Peak

CH 157 (Vertical) Peak



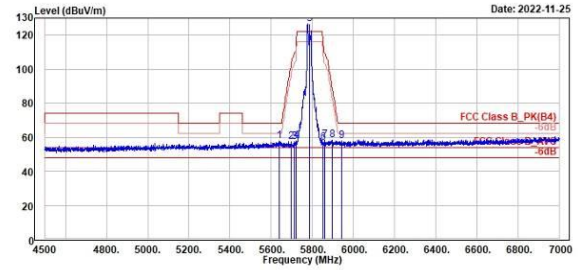
TÜV Rheinland Taiwan Ltd.  
No. 458-18, Sec 2, Fenliao, Linkou Dist., New Taipei City 244, Taiwan(R.O.C.)  
Tel: +886-2172-1000 Fax: +886-2172-1322



	Read	Limit	Over	APos	TPos	Remark	Pol/Phase	Note	
1	5594.00	57.40	14.07	43.33	68.20	-10.00	130	20 Peak	Horizontal
2	5679.00	57.50	14.34	43.16	89.78	-32.20	130	20 Peak	Horizontal
3	5719.00	57.55	14.28	43.27	110.52	-52.97	130	20 Peak	Horizontal
4	5722.00	58.08	14.81	43.27	115.36	-57.28	130	20 Peak	Horizontal
5 *	5785.00	124.11	80.65	43.46	122.20	1.91	130	20 Peak	Horizontal
6	5853.50	57.68	14.13	43.55	114.22	-56.54	130	20 Peak	Horizontal
7	5868.50	58.59	14.97	43.62	107.02	-48.43	130	20 Peak	Horizontal
8	5879.00	58.09	14.41	43.68	102.23	-44.14	130	20 Peak	Horizontal
9	5961.00	58.15	14.22	43.93	68.20	-10.05	130	20 Peak	Horizontal



TÜV Rheinland Taiwan Ltd.  
No. 458-18, Sec 2, Fenliao, Linkou Dist., New Taipei City 244, Taiwan(R.O.C.)  
Tel: +886-2172-1000 Fax: +886-2172-1322



	Read	Limit	Over	APos	TPos	Remark	Pol/Phase	Note	
1	5630.00	57.77	14.60	43.17	68.20	-10.43	314	18 Peak	Vertical
2	5696.50	57.33	14.12	43.21	102.62	-45.29	314	18 Peak	Vertical
3	5714.50	57.17	13.88	43.29	109.26	-52.09	314	18 Peak	Vertical
4	5721.00	57.68	14.37	43.31	113.08	-55.40	314	18 Peak	Vertical
5 *	5785.00	126.49	82.93	43.56	122.20	4.29	314	18 Peak	Vertical
6	5854.00	57.00	13.25	43.75	113.08	-56.00	314	18 Peak	Vertical
7	5861.50	58.18	14.41	43.77	108.98	-50.80	314	18 Peak	Vertical
8	5898.00	58.27	14.39	43.88	88.14	-29.87	314	18 Peak	Vertical
9	5943.00	57.86	14.04	43.82	68.20	-10.34	314	18 Peak	Vertical

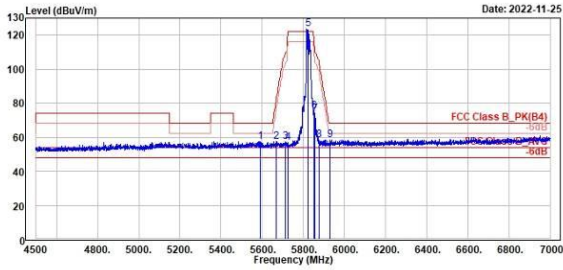
802.11ax HE20

CH 165 (Horizontal) Peak

CH 165 (Vertical) Peak



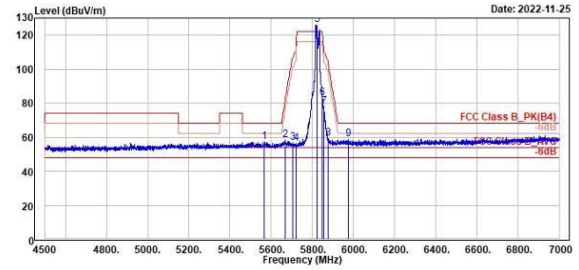
TUV Rheinland Taiwan Ltd.  
No. 458-18, Sec 2, Fenliao, Linkou Dist., New Taipei City 244, Taiwan(R.O.C.)  
Tel: +886-2172-1000 Fax: +886-2172-1322



	Read	Limit	Over	APos	TPos	Remark	Pol/Phase	Note	
1	5589.00	57.52	14.19	43.33	68.28	-18.68	130	16 Peak	Horizontal
2	5668.50	57.36	14.23	43.13	81.93	-24.57	130	16 Peak	Horizontal
3	5714.00	57.57	14.31	43.26	189.12	-51.55	130	16 Peak	Horizontal
4	5724.00	56.87	13.58	43.29	119.92	-63.05	130	16 Peak	Horizontal
5 *	5825.00	123.52	80.00	43.52	122.20	1.32	130	16 Peak	Horizontal
6	5853.00	75.04	31.49	43.55	115.36	-40.32	130	16 Peak	Horizontal
7	5856.50	73.69	30.12	43.57	110.38	-36.69	130	16 Peak	Horizontal
8	5878.00	58.42	14.75	43.67	182.97	-44.55	130	16 Peak	Horizontal
9	5931.50	58.32	14.46	43.86	68.28	-9.88	130	16 Peak	Horizontal



TUV Rheinland Taiwan Ltd.  
No. 458-18, Sec 2, Fenliao, Linkou Dist., New Taipei City 244, Taiwan(R.O.C.)  
Tel: +886-2172-1000 Fax: +886-2172-1322



	Read	Limit	Over	APos	TPos	Remark	Pol/Phase	Note	
1	5566.00	57.17	14.06	43.11	68.20	-11.83	310	14 Peak	Vertical
2	5667.00	58.12	14.93	43.19	80.82	-22.78	310	14 Peak	Vertical
3	5704.50	56.77	13.53	43.24	106.46	-49.69	310	14 Peak	Vertical
4	5722.50	56.29	12.96	43.33	116.50	-60.21	310	14 Peak	Vertical
5 *	5825.00	125.98	82.31	43.67	122.20	3.78	310	14 Peak	Vertical
6	5850.00	82.84	39.10	43.74	122.20	-39.36	310	14 Peak	Vertical
7	5856.00	77.95	34.20	43.75	110.52	-32.57	310	14 Peak	Vertical
8	5876.00	59.46	15.65	43.81	104.46	-45.00	310	14 Peak	Vertical
9	5975.50	58.83	14.94	43.89	68.20	-9.37	310	14 Peak	Vertical



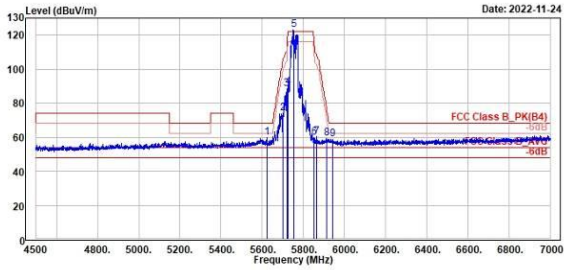
802.11ax HE40

CH 151 (Horizontal) Peak

CH 151 (Vertical) Peak



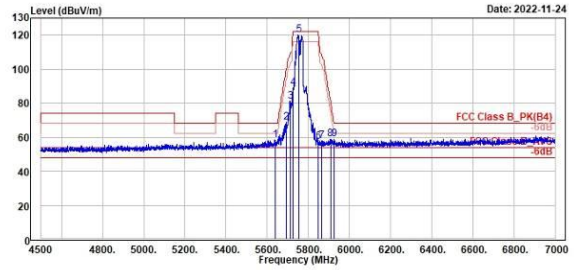
TÜV Rheinland Taiwan Ltd.  
No. 458-18, Sec 2, Fenliao, Linkou Dist., New Taipei City 244, Taiwan(R.O.C.)  
Tel: +886-2172-1000 Fax: +886-2172-1322



	Read	Limit	Over	APos	TPos	Remark	Pol/Phase	Note	
1	2	3	4	5	6	7	8	9	
MHz	Level	Level	Line	Limit	Limit	dB	cm	deg	
	dBuV/m	dBuV	dB/m	dBuV/m	dB				
1	5622.00	59.76	16.54	43.22	68.28	-8.44	207	317 Peak	Horizontal
2	5699.50	74.20	30.98	43.22	104.53	-30.63	207	317 Peak	Horizontal
3	5719.50	88.40	45.13	43.27	110.66	-22.26	207	317 Peak	Horizontal
4	5724.50	89.34	46.05	43.29	121.06	-31.72	207	317 Peak	Horizontal
5 *	5755.00	123.26	79.89	43.37	122.20	-1.06	207	317 Peak	Horizontal
6	5850.50	59.97	16.43	43.54	121.06	-61.09	207	317 Peak	Horizontal
7	5864.00	60.30	16.69	43.61	108.28	-47.98	207	317 Peak	Horizontal
8	5915.50	59.27	15.45	43.82	75.21	-15.94	207	317 Peak	Horizontal
9	5942.00	58.00	14.91	43.89	68.20	-9.40	207	317 Peak	Horizontal



TÜV Rheinland Taiwan Ltd.  
No. 458-18, Sec 2, Fenliao, Linkou Dist., New Taipei City 244, Taiwan(R.O.C.)  
Tel: +886-2172-1000 Fax: +886-2172-1322



	Read	Limit	Over	APos	TPos	Remark	Pol/Phase	Note	
1	2	3	4	5	6	7	8	9	
MHz	Level	Level	Line	Limit	Limit	dB	cm	deg	
	dBuV/m	dBuV	dB/m	dBuV/m	dB				
1	5630.50	58.57	15.40	43.17	68.20	-9.63	287	360 Peak	Vertical
2	5692.00	68.72	25.51	43.21	99.30	-30.58	287	360 Peak	Vertical
3	5711.50	81.29	38.01	43.28	108.42	-27.13	287	360 Peak	Vertical
4	5724.50	88.97	45.63	43.34	121.06	-32.09	287	360 Peak	Vertical
5 †	5755.00	120.30	76.83	43.47	122.20	-1.90	287	360 Peak	Vertical
6	5850.00	57.58	13.84	43.74	122.20	-64.62	287	360 Peak	Vertical
7	5865.50	57.77	13.99	43.78	107.86	-50.09	287	360 Peak	Vertical
8	5907.50	58.86	14.98	43.88	81.11	-22.25	287	360 Peak	Vertical
9	5926.00	58.64	14.79	43.85	68.20	-9.56	287	360 Peak	Vertical

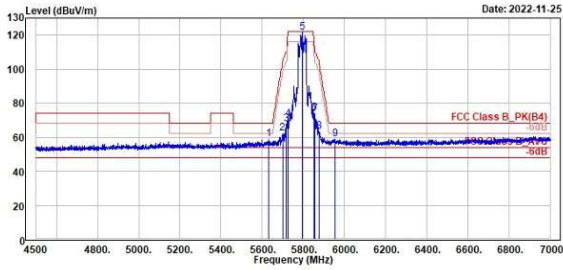
802.11ax HE40

CH 159 (Horizontal) Peak

CH 159 (Vertical) Peak



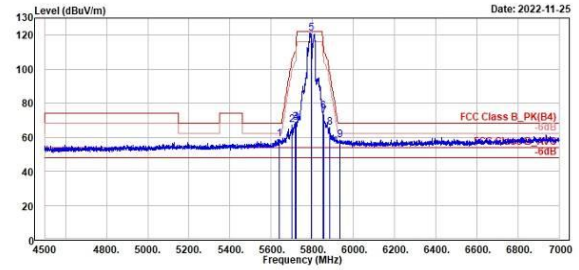
TÜV Rheinland Taiwan Ltd.  
No. 458-18, Sec 2, Fenliao, Linkou Dist., New Taipei City 244, Taiwan(R.O.C.)  
Tel: +886-2172-1000 Fax: +886-2172-1322



	Read	Limit	Over	APos	TPos	Remark	Pol/Phase	Note	
1	5638.00	58.76	15.58	43.18	68.28	-9.44	100	11 Peak	Horizontal
2	5699.00	62.07	18.85	43.22	104.46	-42.39	100	11 Peak	Horizontal
3	5716.50	67.82	24.56	43.26	189.82	-42.00	100	11 Peak	Horizontal
4	5725.00	70.66	27.37	43.29	122.20	-51.54	100	11 Peak	Horizontal
5	5795.00	121.54	70.06	43.48	122.20	-0.66	100	11 Peak	Horizontal
6	5854.00	74.33	30.77	43.56	113.00	-38.75	100	11 Peak	Horizontal
7	5855.00	73.84	30.28	43.56	110.80	-36.96	100	11 Peak	Horizontal
8	5878.00	63.84	19.37	43.67	102.97	-39.93	100	11 Peak	Horizontal
9	5954.00	58.73	14.81	43.92	68.28	-9.47	100	11 Peak	Horizontal



TÜV Rheinland Taiwan Ltd.  
No. 458-18, Sec 2, Fenliao, Linkou Dist., New Taipei City 244, Taiwan(R.O.C.)  
Tel: +886-2172-1000 Fax: +886-2172-1322



	Read	Limit	Over	APos	TPos	Remark	Pol/Phase	Note	
1	5641.00	58.82	15.65	43.17	68.20	-9.38	284	360 Peak	Vertical
2	5700.00	67.07	23.85	43.22	105.20	-38.13	284	360 Peak	Vertical
3	5719.00	68.81	25.50	43.31	110.52	-41.71	284	360 Peak	Vertical
4	5723.00	68.95	25.62	43.33	117.64	-48.69	284	360 Peak	Vertical
5	5795.00	121.17	77.59	43.58	122.20	-1.03	284	360 Peak	Vertical
6	5853.00	75.24	31.49	43.75	115.36	-40.12	284	360 Peak	Vertical
7	5855.00	72.19	28.44	43.75	110.80	-38.61	284	360 Peak	Vertical
8	5885.00	65.63	21.79	43.84	97.77	-32.14	284	360 Peak	Vertical
9	5936.00	58.11	14.27	43.84	68.20	-10.09	284	360 Peak	Vertical

802.11ax HE80

CH 155 (Horizontal) Peak

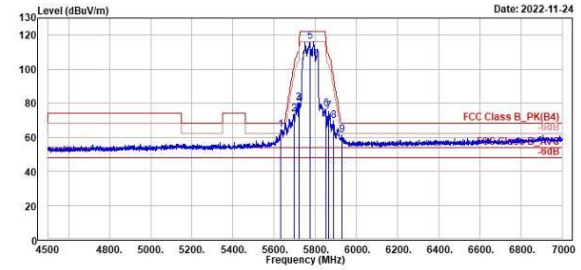
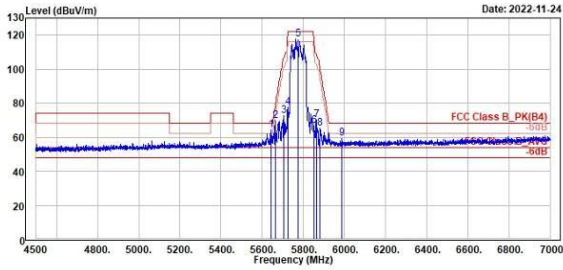
CH 155 (Vertical) Peak



TÜV Rheinland Taiwan Ltd.  
No. 458-18, Sec 2, Fenliao, Linkou Dist., New Taipei City 244, Taiwan(R.O.C.)  
Tel: +886-2172-1000 Fax: +886-2172-1322



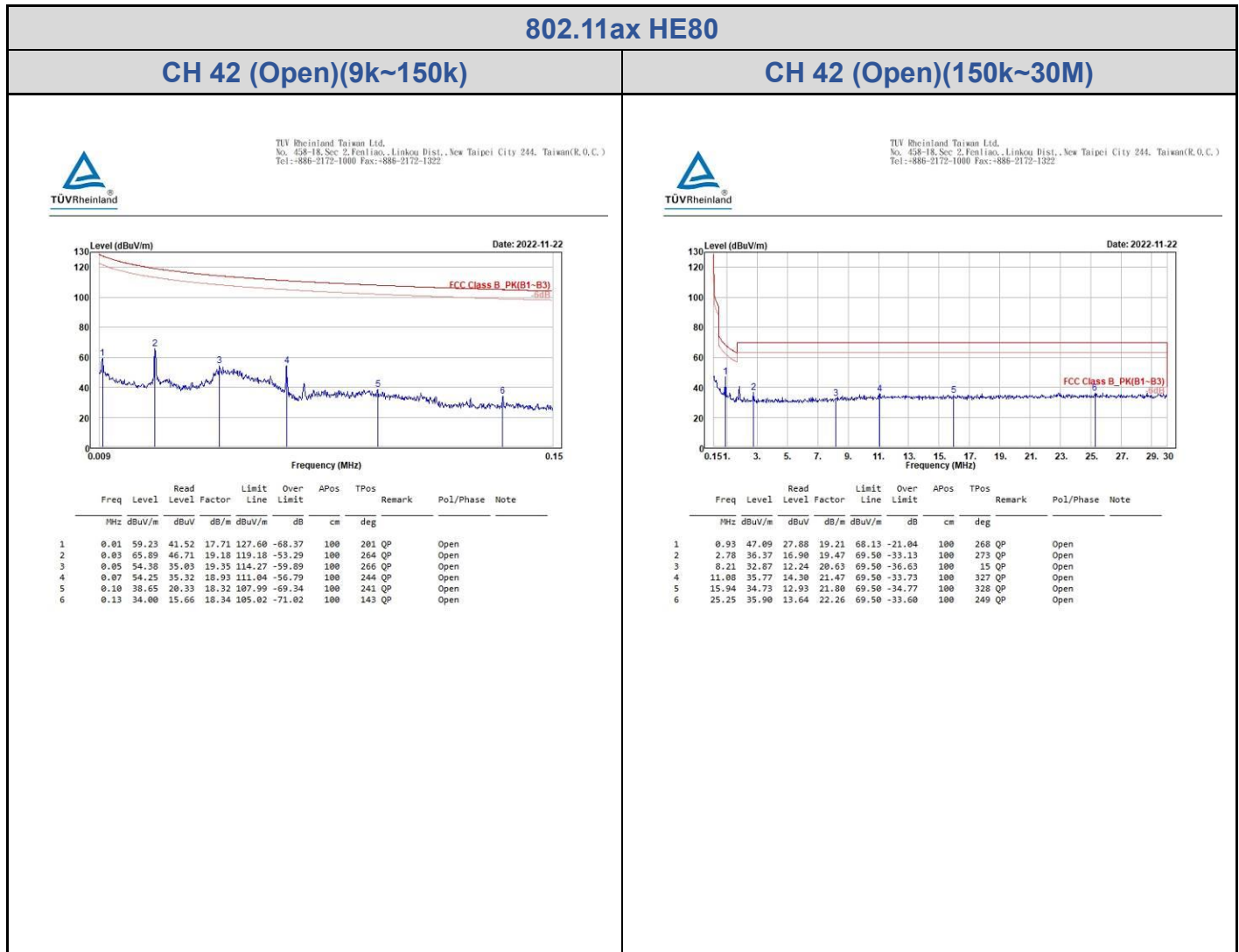
TÜV Rheinland Taiwan Ltd.  
No. 458-18, Sec 2, Fenliao, Linkou Dist., New Taipei City 244, Taiwan(R.O.C.)  
Tel: +886-2172-1000 Fax: +886-2172-1322



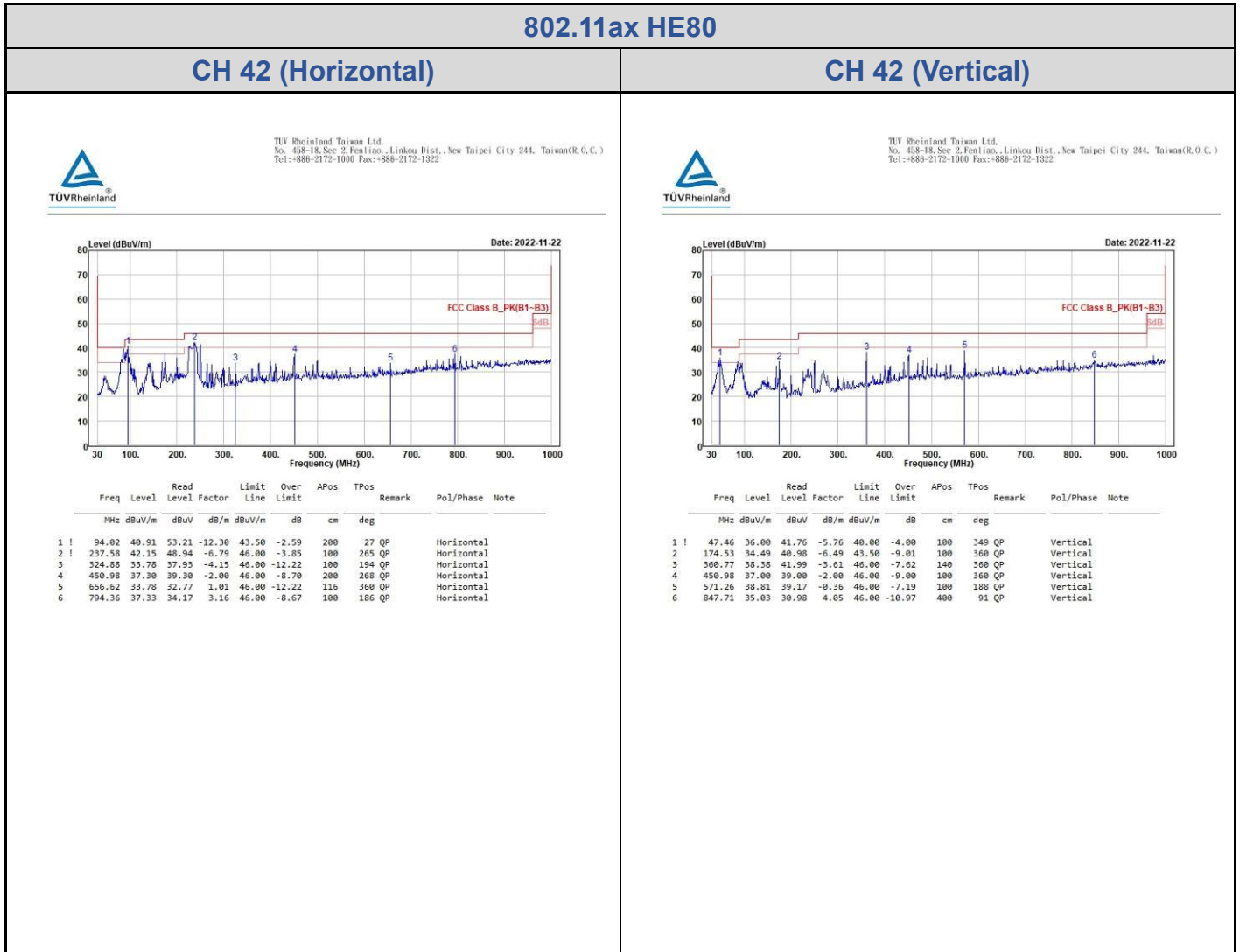
Peak	Freq	Level	Read	Limit	Over	APos	TPos	Remark	Pol/Phase	Note
	MHz	dBuV/m	dBuV	dB/m	dBuV/m	dB	cm	deg		
1	5644.00	64.09	20.98	43.11	68.28	-4.11	321	16 Peak	Horizontal	
2	5663.00	69.74	26.62	43.12	77.55	-8.11	321	16 Peak	Horizontal	
3	5785.00	72.42	29.19	43.23	106.60	-34.18	321	16 Peak	Horizontal	
4	5724.00	77.47	34.18	43.29	119.92	-42.45	321	16 Peak	Horizontal	
5	5775.00	117.54	74.11	43.43	122.20	-4.66	321	16 Peak	Horizontal	
6	5853.50	66.76	23.21	43.55	114.22	-47.46	321	16 Peak	Horizontal	
7	5863.50	70.31	26.71	43.60	108.42	-38.11	321	16 Peak	Horizontal	
8	5882.50	65.34	21.65	43.69	99.63	-34.29	321	16 Peak	Horizontal	
9	5989.00	59.23	15.28	43.95	68.28	-8.97	321	16 Peak	Horizontal	

Peak	Freq	Level	Read	Limit	Over	APos	TPos	Remark	Pol/Phase	Note
	MHz	dBuV/m	dBuV	dB/m	dBuV/m	dB	cm	deg		
1	5633.00	64.33	21.17	43.16	68.28	-3.87	298	337 Peak	Vertical	
2	5695.00	73.57	30.36	43.21	101.51	-27.94	298	337 Peak	Vertical	
3	5719.50	80.26	36.95	43.31	110.66	-30.40	298	337 Peak	Vertical	
4	5722.00	79.66	36.34	43.32	115.36	-35.70	298	337 Peak	Vertical	
5	5775.00	116.17	72.64	43.53	122.20	-6.03	298	337 Peak	Vertical	
6	5852.00	76.45	32.71	43.74	117.64	-41.19	298	337 Peak	Vertical	
7	5863.50	75.16	31.38	43.78	108.42	-33.26	298	337 Peak	Vertical	
8	5889.50	69.63	25.78	43.85	94.44	-24.81	298	337 Peak	Vertical	
9	5930.50	61.51	17.67	43.84	68.28	-6.69	298	337 Peak	Vertical	

Spurious Emissions, Tx Mode, 9kHz ~ 30MHz  
U-NII-1



Spurious Emissions, Tx Mode, 30MHz ~ 1GHz  
U-NII-1



Spurious Emissions, Tx Mode, 1GHz ~ 40GHz  
U-NII-1

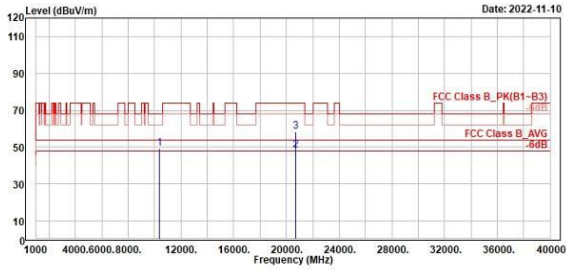
802.11a

CH 36 (Horizontal)

CH 36 (Vertical)



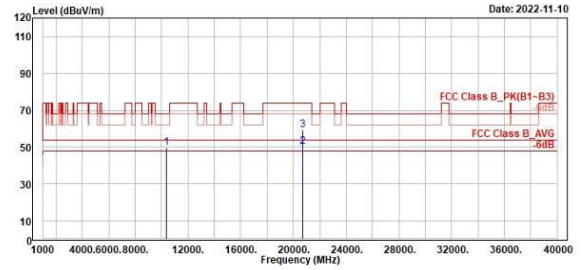
TUV Rheinland Taiwan Ltd.  
No. 458-18, Sec 2, Fenliao, Linkou Dist., New Taipei City 244, Taiwan(R.O.C.)  
Tel: +886-2172-1000 Fax: +886-2172-1322



Read	Limit	Over	APos	TPos	Remark	Pol/Phase	Note
Level	Line	Limit					
Factor							
dBuV	dB/m	dBuV/m	dB	cm	deg		
1   18369.00	49.17	51.74	-2.57	68.28	-19.83	200	27 Peak Horizontal
2   28728.00	48.31	46.69	1.62	54.00	-5.69	200	341 Average Horizontal
3   28728.00	58.19	56.57	1.62	74.00	-15.81	200	341 Peak Horizontal



TUV Rheinland Taiwan Ltd.  
No. 458-18, Sec 2, Fenliao, Linkou Dist., New Taipei City 244, Taiwan(R.O.C.)  
Tel: +886-2172-1000 Fax: +886-2172-1322



Read	Limit	Over	APos	TPos	Remark	Pol/Phase	Note
Level	Line	Limit					
Factor							
dBuV	dB/m	dBuV/m	dB	cm	deg		
1   18369.00	49.78	52.41	-2.63	68.20	-18.42	136	360 Peak Vertical
2   28728.00	58.12	48.58	1.62	54.00	-3.88	317	360 Average Vertical
3   28728.00	59.47	57.85	1.62	74.00	-14.53	317	360 Peak Vertical

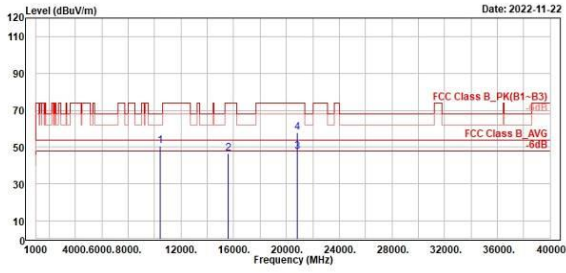
802.11a

CH 40 (Horizontal)

CH 40 (Vertical)



TUV Rheinland Taiwan Ltd.  
No. 458-18, Sec 2, Fenliao, Linkou Dist., New Taipei City 244, Taiwan(R.O.C.)  
Tel: +886-2172-1000 Fax: +886-2172-1322

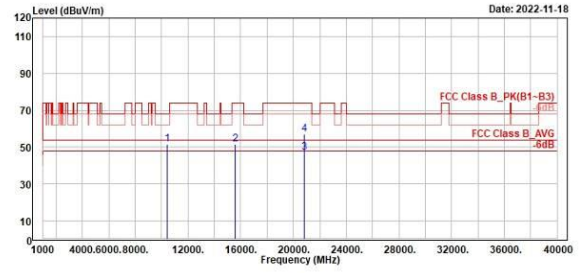


Date: 2022-11-22

1	2	3	4
10400.00	15600.00	20800.00	20800.00
59.57	46.66	47.67	57.77
53.02	41.37	45.87	55.97
-2.45	5.29	1.80	1.80
68.28	74.00	54.00	74.00
-17.63	-27.34	-6.33	-16.23
200	400	200	200
25	261	343	343
Peak	Peak	Average	Peak
Horizontal	Horizontal	Horizontal	Horizontal



TUV Rheinland Taiwan Ltd.  
No. 458-18, Sec 2, Fenliao, Linkou Dist., New Taipei City 244, Taiwan(R.O.C.)  
Tel: +886-2172-1000 Fax: +886-2172-1322



Date: 2022-11-18

1	2	3	4
10400.00	15600.00	20800.00	20800.00
51.66	51.43	47.21	56.97
54.21	45.94	45.41	55.17
-2.55	5.49	1.80	1.80
68.20	74.00	54.00	74.00
-16.54	-22.57	-6.79	-17.03
136	300	249	249
1 Peak	13 Peak	360 Average	360 Peak
Vertical	Vertical	Vertical	Vertical

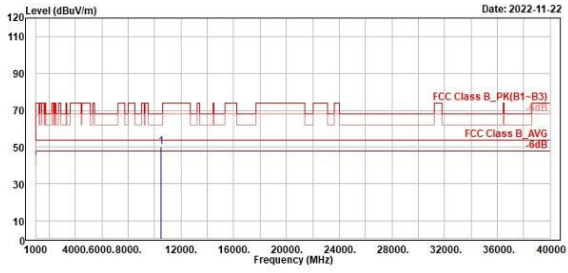
802.11a

CH 48 (Horizontal)

CH 48 (Vertical)



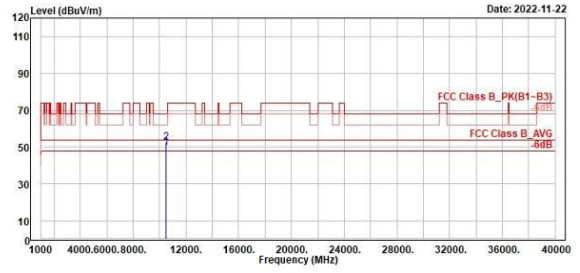
TUV Rheinland Taiwan Ltd.  
No. 458-18, Sec 2, Fenliao, Linkou Dist., New Taipei City 244, Taiwan(R.O.C.)  
Tel: +886-2172-1000 Fax: +886-2172-1322



Freq	Level	Read	Limit	Over	APos	TPos	Remark	Pol/Phase	Note
MHz	dBuV/m	dBuV	dB/m	dBuV/m	dB	cm	deg		
1 10480.00	50.20	52.58	-2.38	68.20	-18.00	100	224 Peak	Horizontal	



TUV Rheinland Taiwan Ltd.  
No. 458-18, Sec 2, Fenliao, Linkou Dist., New Taipei City 244, Taiwan(R.O.C.)  
Tel: +886-2172-1000 Fax: +886-2172-1322



Freq	Level	Read	Limit	Over	APos	TPos	Remark	Pol/Phase	Note
MHz	dBuV/m	dBuV	dB/m	dBuV/m	dB	cm	deg		
1 10480.00	49.85	52.25	-2.40	64.00	-4.15	100	360 Average	Vertical	
2 10480.00	52.58	54.98	-2.40	68.20	-15.62	100	360 Peak	Vertical	



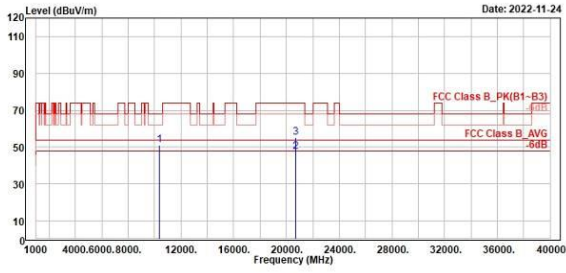
802.11ax HE20

CH 36 (Horizontal)

CH 36 (Vertical)



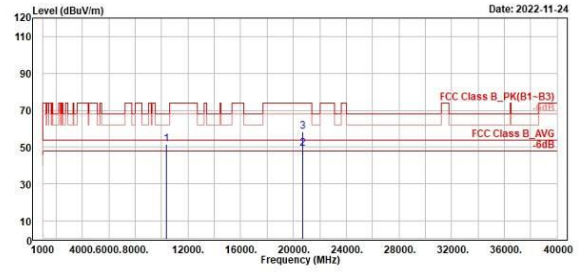
TUV Rheinland Taiwan Ltd.  
No. 458-18, Sec 2, Fenliao, Linkou Dist., New Taipei City 244, Taiwan(R.O.C.)  
Tel: +886-2172-1000 Fax: +886-2172-1322



Read	Limit	Over	APos	TPos	Remark	Pol/Phase	Note
Level	Line	Limit					
Factor							
dB/m	dB/m	dB	cm	deg			
1 18369.00	51.14	53.71	-2.57	68.28	-17.06	100	26 Peak Horizontal
2 28728.00	47.37	45.75	1.62	54.00	-6.63	200	338 Average Horizontal
3 28728.00	55.22	53.60	1.62	74.00	-18.78	200	338 Peak Horizontal



TUV Rheinland Taiwan Ltd.  
No. 458-18, Sec 2, Fenliao, Linkou Dist., New Taipei City 244, Taiwan(R.O.C.)  
Tel: +886-2172-1000 Fax: +886-2172-1322



Read	Limit	Over	APos	TPos	Remark	Pol/Phase	Note
Level	Line	Limit					
Factor							
dB/m	dB/m	dB	cm	deg			
1 18369.00	51.65	54.28	-2.63	68.20	-16.55	200	350 Peak Vertical
2 28728.00	49.16	47.54	1.62	54.00	-4.84	304	360 Average Vertical
3 28728.00	58.63	57.01	1.62	74.00	-15.37	304	360 Peak Vertical

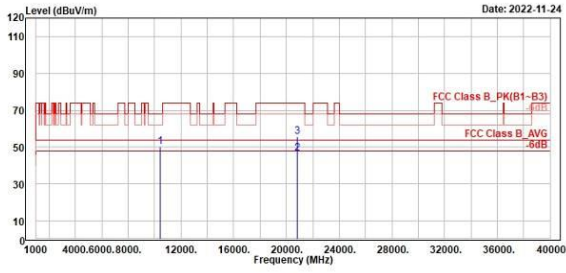
802.11ax HE20

CH 40 (Horizontal)

CH 40 (Vertical)



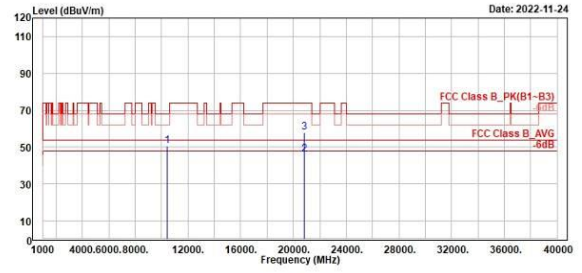
TUV Rheinland Taiwan Ltd.  
No. 458-18, Sec 2, Fenliao, Linkou Dist., New Taipei City 244, Taiwan(R.O.C.)  
Tel: +886-2172-1000 Fax: +886-2172-1322



Read	Limit	Over	APos	TPos	Remark	Pol/Phase	Note
Level	Line	Limit					
Factor							
dB/m	dB/m	dB	cm	deg			
59.16	52.61	-2.45	68.28	-18.84	180	28 Peak	Horizontal
46.50	44.79	1.80	54.00	-7.50	276	1 Average	Horizontal
55.71	53.91	1.80	74.00	-18.29	276	1 Peak	Horizontal



TUV Rheinland Taiwan Ltd.  
No. 458-18, Sec 2, Fenliao, Linkou Dist., New Taipei City 244, Taiwan(R.O.C.)  
Tel: +886-2172-1000 Fax: +886-2172-1322



Read	Limit	Over	APos	TPos	Remark	Pol/Phase	Note
Level	Line	Limit					
Factor							
dB/m	dB/m	dB	cm	deg			
59.77	53.32	-2.55	68.20	-17.43	180	360 Peak	Vertical
46.82	44.22	1.80	54.00	-7.98	318	328 Average	Vertical
58.05	56.25	1.80	74.00	-15.95	318	328 Peak	Vertical

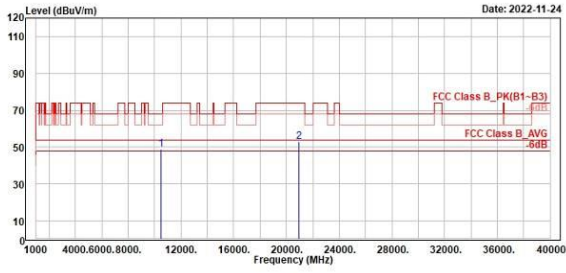
802.11ax HE20

CH 48 (Horizontal)

CH 48 (Vertical)



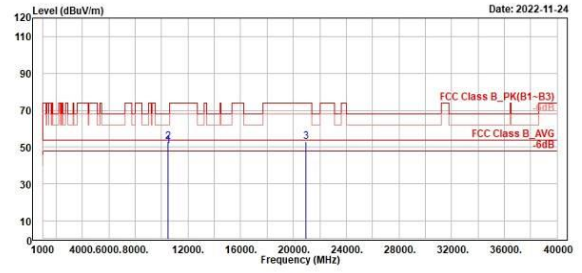
TUV Rheinland Taiwan Ltd.  
No. 458-18, Sec 2, Fenliao, Linkou Dist., New Taipei City 244, Taiwan(R.O.C.)  
Tel: +886-2172-1000 Fax: +886-2172-1322



Read	Limit	Over	APos	TPos	Remark	Pol/Phase	Note
Level	Line	Limit	cm	deg			
Factor	dB/m	dB					
dBuV	dBuV/m	dB	cm	deg			
51.24	68.28	-19.34	180	30	Peak	Horizontal	
50.58	74.00	-21.25	275	360	Peak	Horizontal	



TUV Rheinland Taiwan Ltd.  
No. 458-18, Sec 2, Fenliao, Linkou Dist., New Taipei City 244, Taiwan(R.O.C.)  
Tel: +886-2172-1000 Fax: +886-2172-1322



Read	Limit	Over	APos	TPos	Remark	Pol/Phase	Note
Level	Line	Limit	cm	deg			
Factor	dB/m	dB					
dBuV	dBuV/m	dB	cm	deg			
52.95	64.00	-3.54	180	360	Average	Vertical	
55.34	68.28	-15.26	180	360	Peak	Vertical	
50.66	74.00	-21.17	280	214	Peak	Vertical	

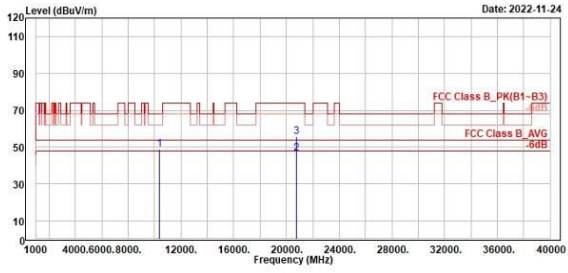
802.11ax HE40

CH 38 (Horizontal)

CH 38 (Vertical)



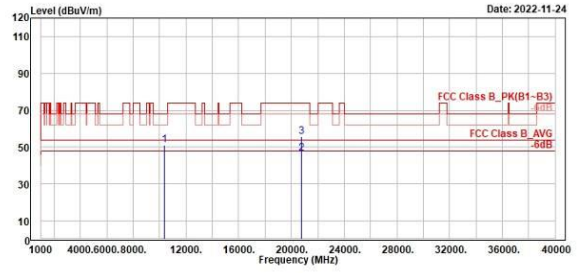
TUV Rheinland Taiwan Ltd.  
No. 458-18, Sec 2, Fenliao, Linkou Dist., New Taipei City 244, Taiwan(R.O.C.)  
Tel: +886-2172-1000 Fax: +886-2172-1322



Line	Level	Read Level	Factor	Limit Line	Over Limit	APos	TPos	Remark	Pol/Phase	Note
	dBuV/m	dBuV	dB/m	dBuV/m	dB	cm	deg			
1	10300.00	48.83	51.33	-2.50	68.28	-19.37	151	360 Peak	Horizontal	
2	20769.00	46.77	45.06	1.71	54.00	-7.23	253	360 Average	Horizontal	
3	20769.00	55.65	53.94	1.71	74.00	-18.35	253	360 Peak	Horizontal	



TUV Rheinland Taiwan Ltd.  
No. 458-18, Sec 2, Fenliao, Linkou Dist., New Taipei City 244, Taiwan(R.O.C.)  
Tel: +886-2172-1000 Fax: +886-2172-1322



Line	Level	Read Level	Factor	Limit Line	Over Limit	APos	TPos	Remark	Pol/Phase	Note
	dBuV/m	dBuV	dB/m	dBuV/m	dB	cm	deg			
1	10300.00	50.98	53.56	-2.58	68.20	-17.22	100	360 Peak	Vertical	
2	20769.00	46.35	44.64	1.71	54.00	-7.65	195	360 Average	Vertical	
3	20769.00	55.88	54.17	1.71	74.00	-18.12	195	360 Peak	Vertical	

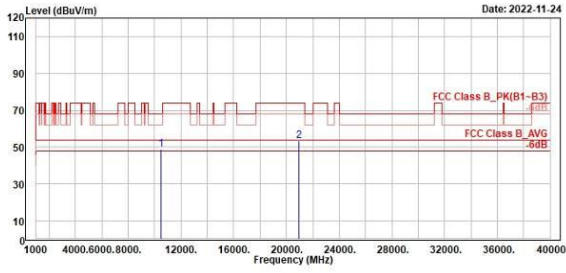
802.11ax HE40

CH 46 (Horizontal)

CH 46 (Vertical)



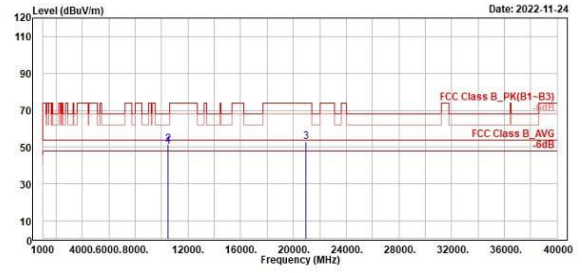
TUV Rheinland Taiwan Ltd.  
No. 458-18, Sec 2, Fenliao, Linkou Dist., New Taipei City 244, Taiwan(R.O.C.)  
Tel: +886-2172-1000 Fax: +886-2172-1322



Read	Limit	Over	APos	TPos	Remark	Pol/Phase	Note		
Level	Line	Limit							
Factor									
dB/m	dBuV/m	dB	cm	deg					
1	10469.00	48.66	51.06	-2.48	68.28	-19.54	100	23 Peak	Horizontal
2	20920.00	53.16	51.08	2.08	74.00	-20.84	237	360 Peak	Horizontal



TUV Rheinland Taiwan Ltd.  
No. 458-18, Sec 2, Fenliao, Linkou Dist., New Taipei City 244, Taiwan(R.O.C.)  
Tel: +886-2172-1000 Fax: +886-2172-1322



Read	Limit	Over	APos	TPos	Remark	Pol/Phase	Note		
Level	Line	Limit							
Factor									
dB/m	dBuV/m	dB	cm	deg					
1	10469.00	50.37	52.01	-2.44	54.00	-3.63	100	360 Average	Vertical
2	10469.00	51.64	54.08	-2.44	68.28	-16.56	100	360 Peak	Vertical
3	20920.00	52.79	50.71	2.08	74.00	-21.21	300	40 Peak	Vertical

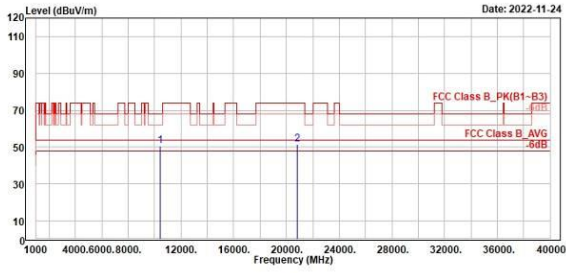
802.11ax HE80

CH 42 (Horizontal)

CH 42 (Vertical)



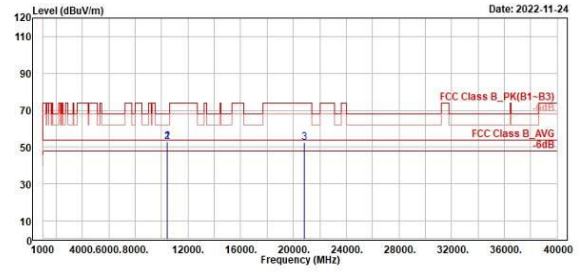
TUV Rheinland Taiwan Ltd.  
No. 458-18, Sec. 2, Fenliao, Linkou Dist., New Taipei City 244, Taiwan(R.O.C.)  
Tel: +886-2172-1000 Fax: +886-2172-1322



Read	Limit	Over	APos	TPos	Remark	Pol/Phase	Note
Level	Line	Limit					
Factor							
dBm	dBm	dB	cm	deg			
59.44	52.88	-2.44	68.28	-17.76	490	311 Peak	Horizontal
51.49	49.69	1.89	74.00	-22.51	253	360 Peak	Horizontal

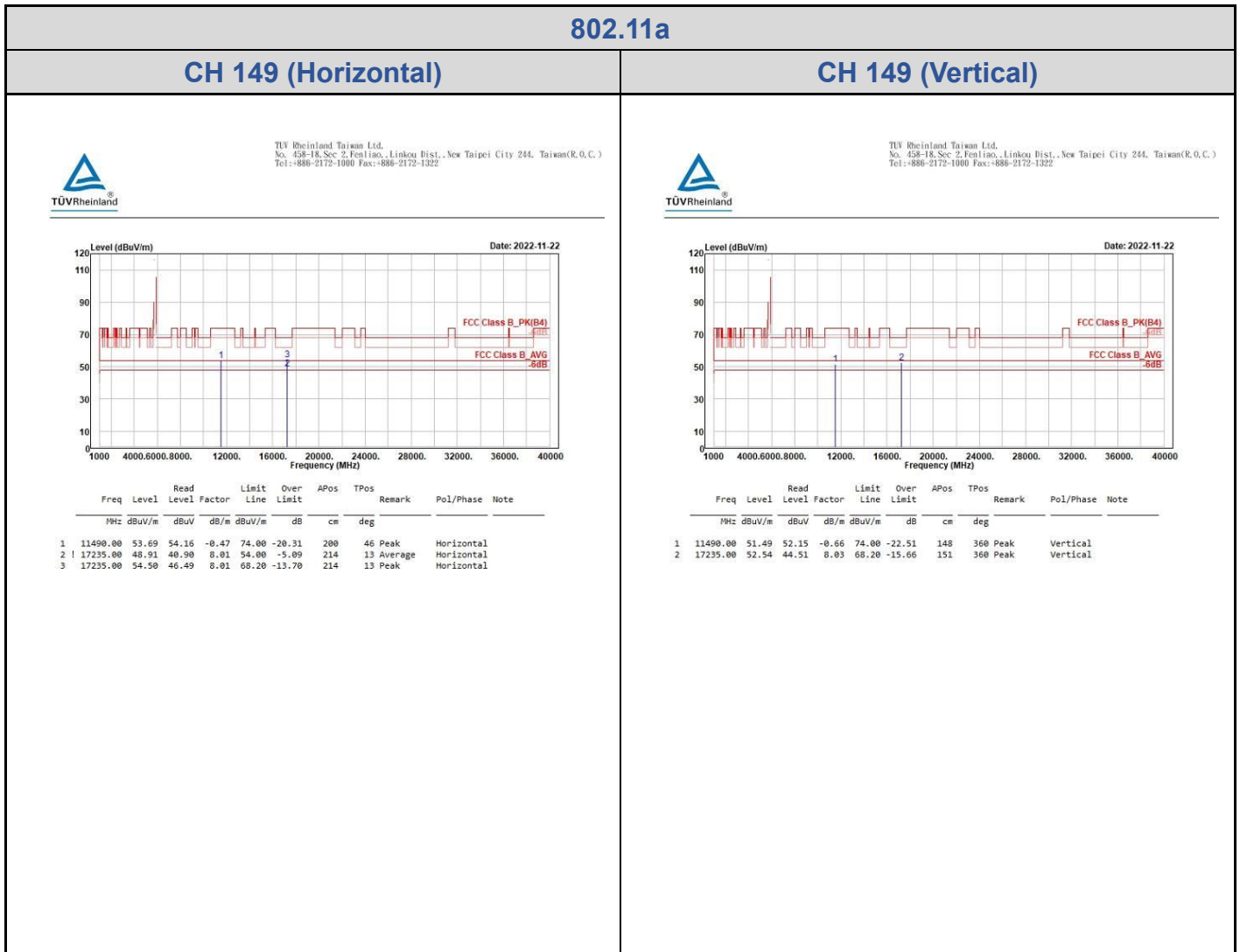


TUV Rheinland Taiwan Ltd.  
No. 458-18, Sec. 2, Fenliao, Linkou Dist., New Taipei City 244, Taiwan(R.O.C.)  
Tel: +886-2172-1000 Fax: +886-2172-1322



Read	Limit	Over	APos	TPos	Remark	Pol/Phase	Note
Level	Line	Limit					
Factor							
dBm	dBm	dB	cm	deg			
52.90	55.42	-2.52	54.00	-1.10	200	348 Average	Vertical
53.06	55.58	-2.52	68.28	-15.14	200	348 Peak	Vertical
52.70	50.81	1.89	74.00	-21.30	200	360 Peak	Vertical

U-NII-3



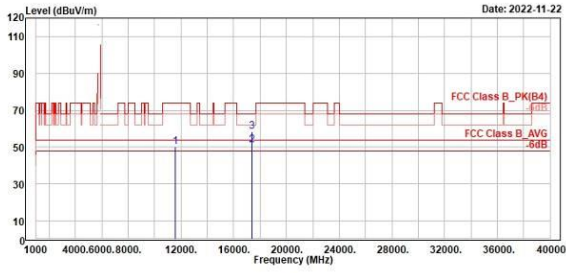
802.11a

CH 157 (Horizontal)

CH 157 (Vertical)



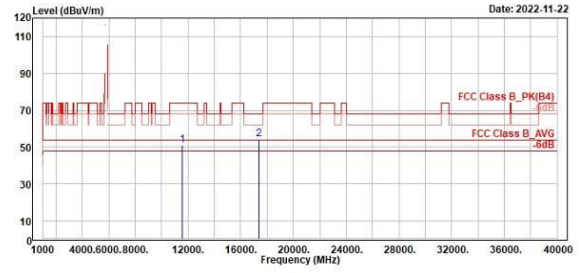
TUV Rheinland Taiwan Ltd.  
No. 458-18, Sec 2, Fenliao, Linkou Dist., New Taipei City 244, Taiwan(R.O.C.)  
Tel: +886-2172-1000 Fax: +886-2172-1322



Read	Limit	Over	APos	TPos	Remark	Pol/Phase	Note
Level	Line	Limit					
Factor							
dB/m	dB/m	dB	cm	deg			
59.05	50.36	-8.31	74.00	-23.95	200	214 Peak	Horizontal
51.18	42.98	8.20	54.00	-2.82	214	15 Average	Horizontal
58.23	50.83	8.20	68.20	-9.97	214	15 Peak	Horizontal



TUV Rheinland Taiwan Ltd.  
No. 458-18, Sec 2, Fenliao, Linkou Dist., New Taipei City 244, Taiwan(R.O.C.)  
Tel: +886-2172-1000 Fax: +886-2172-1322



Read	Limit	Over	APos	TPos	Remark	Pol/Phase	Note
Level	Line	Limit					
Factor							
dB/m	dB/m	dB	cm	deg			
51.18	51.54	-0.44	74.00	-22.90	150	360 Peak	Vertical
54.07	46.00	8.07	68.20	-14.13	200	51 Peak	Vertical



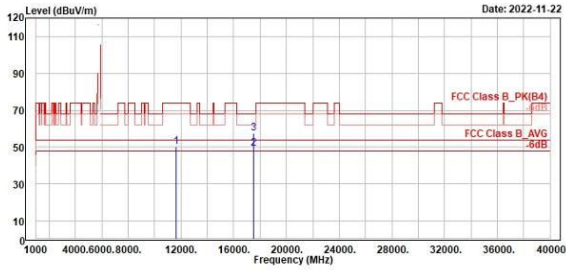
802.11a

CH 165 (Horizontal)

CH 165 (Vertical)



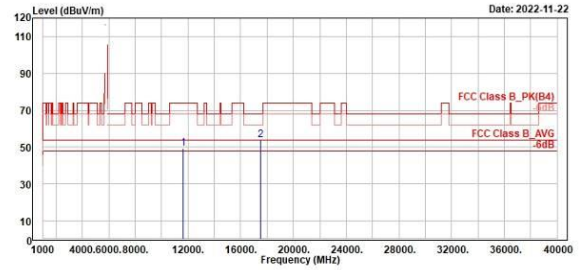
TUV Rheinland Taiwan Ltd.  
No. 458-18, Sec 2, Fenliao, Linkou Dist., New Taipei City 244, Taiwan(R.O.C.)  
Tel: +886-2172-1000 Fax: +886-2172-1322



Read	Limit	Over	APos	TPos	Remark	Pol/Phase	Note
Level	Line	Limit					
Factor							
dBuV	dB/m	dBuV/m	dB	cm	deg		
59.40	-0.16	74.00	-23.60	200	224 Peak	Horizontal	
49.13	8.40	54.00	-4.87	186	320 Average	Horizontal	
57.62	8.40	68.20	-10.58	186	320 Peak	Horizontal	



TUV Rheinland Taiwan Ltd.  
No. 458-18, Sec 2, Fenliao, Linkou Dist., New Taipei City 244, Taiwan(R.O.C.)  
Tel: +886-2172-1000 Fax: +886-2172-1322



Read	Limit	Over	APos	TPos	Remark	Pol/Phase	Note
Level	Line	Limit					
Factor							
dBuV	dB/m	dBuV/m	dB	cm	deg		
49.41	-0.21	74.00	-24.59	269	1 Peak	Vertical	
54.04	8.26	68.20	-14.16	200	30 Peak	Vertical	

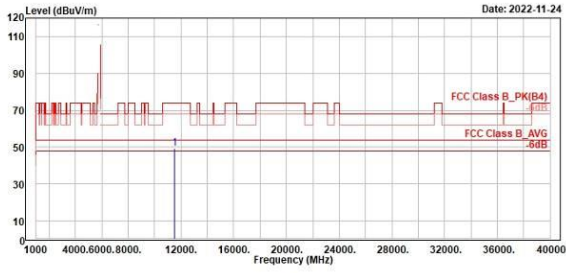
802.11ax HE20

CH 149 (Horizontal)

CH 149 (Vertical)



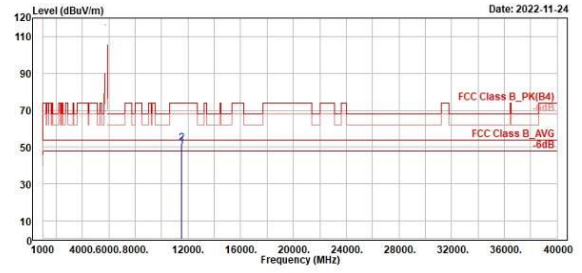
TUV Rheinland Taiwan Ltd.  
No. 458-18, Sec 2, Fenliao, Linkou Dist., New Taipei City 244, Taiwan(R.O.C.)  
Tel: +886-2172-1000 Fax: +886-2172-1322



Freq	Level	Read	Limit	Over	APos	TPos	Remark	Pol/Phase	Note	
MHz	dBuV/m	dBuV	dB/m	dBuV/m	dB	cm	deg			
1	11490.00	49.18	49.65	-0.47	74.00	-24.82	200	46	Peak	Horizontal



TUV Rheinland Taiwan Ltd.  
No. 458-18, Sec 2, Fenliao, Linkou Dist., New Taipei City 244, Taiwan(R.O.C.)  
Tel: +886-2172-1000 Fax: +886-2172-1322



Freq	Level	Read	Limit	Over	APos	TPos	Remark	Pol/Phase	Note	
MHz	dBuV/m	dBuV	dB/m	dBuV/m	dB	cm	deg			
1	11490.00	50.16	50.82	-0.66	54.00	-3.84	154	360	Average	Vertical
2	11490.00	51.87	52.53	-0.66	74.00	-22.13	154	360	Peak	Vertical

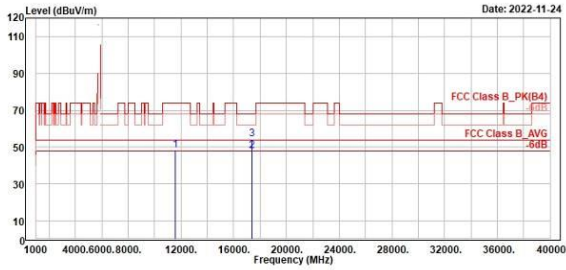
802.11ax HE20

CH 157 (Horizontal)

CH 157 (Vertical)



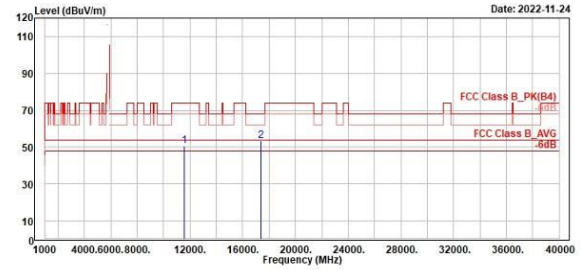
TUV Rheinland Taiwan Ltd.  
No. 458-18, Sec 2, Fenliao, Linkou Dist., New Taipei City 244, Taiwan(R.O.C.)  
Tel: +886-2172-1000 Fax: +886-2172-1322



Read	Limit	Over	APos	TPos	Remark	Pol/Phase	Note
Level	Line	Limit					
Factor							
dBuV	dB/m	dBuV/m	dB	cm	deg		
1 11570.00 48.32 48.63 -0.31 74.00 -25.68 200 46 Peak Horizontal							
2 17355.00 47.90 39.78 8.20 54.00 -6.02 201 11 Average Horizontal							
3 17355.00 54.13 45.93 8.20 68.20 -14.07 201 11 Peak Horizontal							



TUV Rheinland Taiwan Ltd.  
No. 458-18, Sec 2, Fenliao, Linkou Dist., New Taipei City 244, Taiwan(R.O.C.)  
Tel: +886-2172-1000 Fax: +886-2172-1322



Read	Limit	Over	APos	TPos	Remark	Pol/Phase	Note
Level	Line	Limit					
Factor							
dBuV	dB/m	dBuV/m	dB	cm	deg		
1 11570.00 50.81 51.25 -0.44 74.00 -23.19 129 360 Peak Vertical							
2 17355.00 53.41 45.34 8.07 68.20 -14.79 400 35 Peak Vertical							

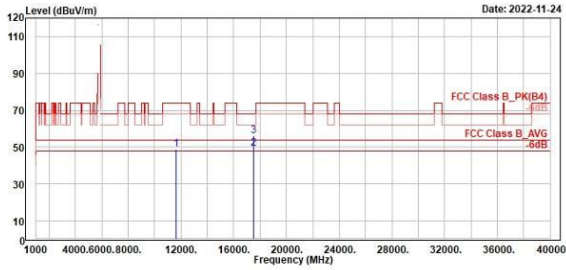
802.11ax HE20

CH 165 (Horizontal)

CH 165 (Vertical)



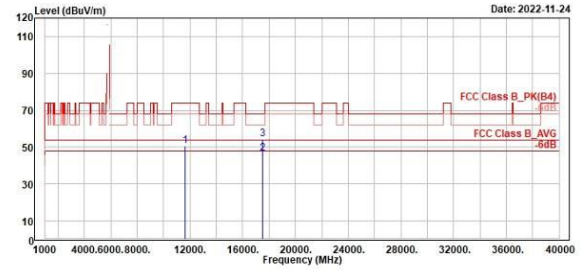
TUV Rheinland Taiwan Ltd.  
No. 458-18, Sec 2, Fenliao, Linkou Dist., New Taipei City 244, Taiwan(R.O.C.)  
Tel: +886-2172-1000 Fax: +886-2172-1322



Read	Limit	Over	APos	TPos	Remark	Pol/Phase	Note
Level	Line	Limit					
Factor							
dB/m	dB/m	dB	cm	deg			
1 11659.00	49.83	49.19	-0.16	74.00	-24.97	200	322 Peak Horizontal
2 17475.00	49.45	41.05	8.40	54.00	-4.55	216	17 Average Horizontal
3 17475.00	56.15	47.75	8.40	68.20	-12.05	216	17 Peak Horizontal



TUV Rheinland Taiwan Ltd.  
No. 458-18, Sec 2, Fenliao, Linkou Dist., New Taipei City 244, Taiwan(R.O.C.)  
Tel: +886-2172-1000 Fax: +886-2172-1322



Read	Limit	Over	APos	TPos	Remark	Pol/Phase	Note
Level	Line	Limit					
Factor							
dB/m	dB/m	dB	cm	deg			
1 11659.00	50.67	50.88	-0.21	74.00	-23.33	138	360 Peak Vertical
2 17475.00	46.54	38.28	8.26	54.00	-7.46	250	360 Average Vertical
3 17475.00	54.42	46.16	8.26	68.20	-13.78	250	360 Peak Vertical

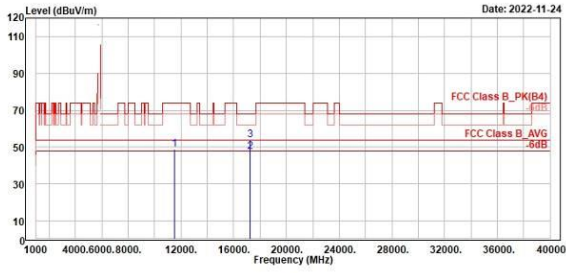
802.11ax HE40

CH 151 (Horizontal)

CH 151 (Vertical)



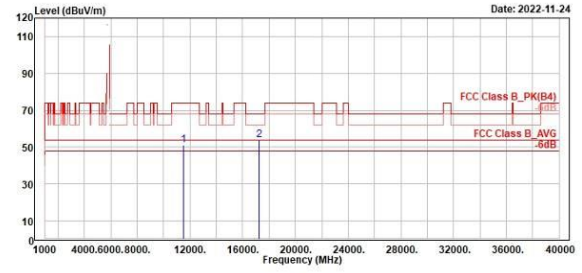
TUV Rheinland Taiwan Ltd.  
No. 458-18, Sec 2, Fenliao, Linkou Dist., New Taipei City 244, Taiwan(R.O.C.)  
Tel: +886-2172-1000 Fax: +886-2172-1322



Read	Limit	Over	APos	TPos	Remark	Pol/Phase	Note
Level	Line	Limit					
Factor							
dB/m	dB/m	dB	cm	deg			
49.28	74.00	-25.14	200	39	Peak	Horizontal	
39.34	54.00	-6.58	200	360	Average	Horizontal	
45.90	68.20	-14.22	200	360	Peak	Horizontal	



TUV Rheinland Taiwan Ltd.  
No. 458-18, Sec 2, Fenliao, Linkou Dist., New Taipei City 244, Taiwan(R.O.C.)  
Tel: +886-2172-1000 Fax: +886-2172-1322



Read	Limit	Over	APos	TPos	Remark	Pol/Phase	Note
Level	Line	Limit					
Factor							
dB/m	dB/m	dB	cm	deg			
51.28	74.00	-22.72	200	346	Peak	Vertical	
53.71	68.20	-14.49	232	360	Peak	Vertical	

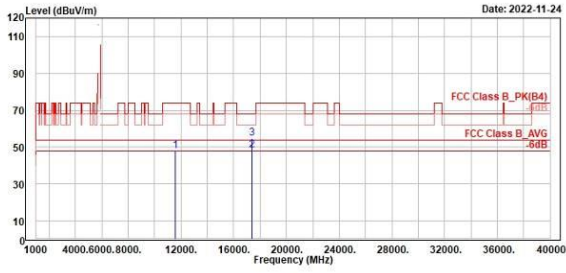
802.11ax HE40

CH 159 (Horizontal)

CH 159 (Vertical)



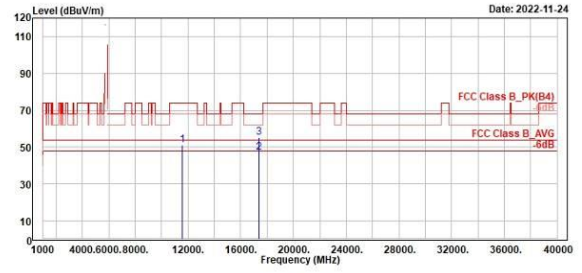
TUV Rheinland Taiwan Ltd.  
No. 458-18, Sec 2, Fenliao, Linkou Dist., New Taipei City 244, Taiwan(R.O.C.)  
Tel: +886-2172-1000 Fax: +886-2172-1322



Read	Limit	Over	APos	TPos	Remark	Pol/Phase	Note
Level	Line	Limit					
Factor							
dBuV	dB/m	dBuV/m	dB	cm	deg		
1 11590.00	47.91	48.18	-0.27	74.00	-26.09	100	315 Peak Horizontal
2 17385.00	48.18	39.94	8.24	54.00	-5.82	215	7 Average Horizontal
3 17385.00	54.56	46.32	8.24	68.20	-13.64	215	7 Peak Horizontal



TUV Rheinland Taiwan Ltd.  
No. 458-18, Sec 2, Fenliao, Linkou Dist., New Taipei City 244, Taiwan(R.O.C.)  
Tel: +886-2172-1000 Fax: +886-2172-1322



Read	Limit	Over	APos	TPos	Remark	Pol/Phase	Note
Level	Line	Limit					
Factor							
dBuV	dB/m	dBuV/m	dB	cm	deg		
1 11590.00	51.00	51.38	-0.38	74.00	-23.00	144	360 Peak Vertical
2 17385.00	47.12	38.92	8.20	54.00	-6.88	300	94 Average Vertical
3 17385.00	55.01	46.81	8.20	68.20	-13.19	300	54 Peak Vertical

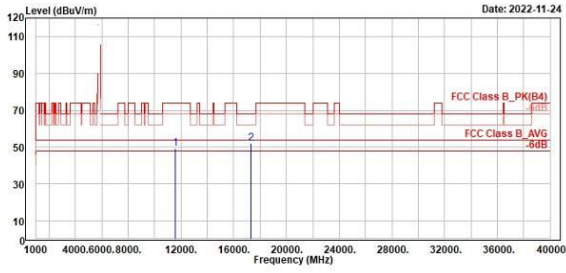
802.11ax HE80

CH 155 (Horizontal)

CH 155 (Vertical)



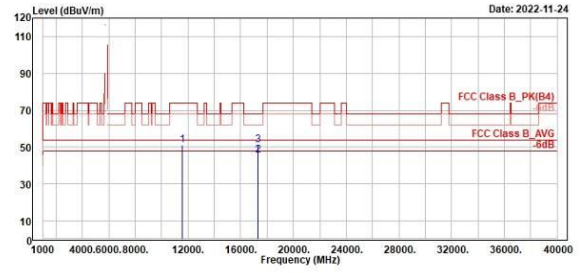
TUV Rheinland Taiwan Ltd.  
No. 458-18, Sec 2, Fenliao, Linkou Dist., New Taipei City 244, Taiwan(R.O.C.)  
Tel: +886-2172-1000 Fax: +886-2172-1322



Read	Limit	Over	APos	TPos	Remark	Pol/Phase	Note		
Level	Line	Limit							
Factor									
dB/m	dBuV/m	dB	cm	deg					
1	11559.00	49.48	49.82	-0.34	74.00	-24.52	100	316 Peak	Horizontal
2	17325.00	52.12	43.95	8.17	68.20	-16.06	200	16 Peak	Horizontal



TUV Rheinland Taiwan Ltd.  
No. 458-18, Sec 2, Fenliao, Linkou Dist., New Taipei City 244, Taiwan(R.O.C.)  
Tel: +886-2172-1000 Fax: +886-2172-1322



Read	Limit	Over	APos	TPos	Remark	Pol/Phase	Note		
Level	Line	Limit							
Factor									
dB/m	dBuV/m	dB	cm	deg					
1	11559.00	50.90	51.47	-0.49	74.00	-23.02	121	360 Peak	Vertical
2	17325.00	45.83	37.88	7.95	54.00	-8.17	300	33 Average	Vertical
3	17325.00	51.14	43.19	7.95	68.20	-17.06	300	33 Peak	Vertical

Mains Conducted Emission, 150kHz ~ 30MHz

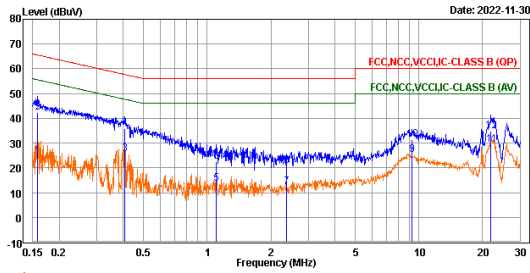
Worst Band

(Line)

(Neutral)



TUV Rheinland Taiwan Ltd.  
No. 458-18, Sec. 2, Fenhiao, Linkou Dist., New Taipei City 244, Taiwan(R.O.C.)  
Tel: +886-2112-1000 Fax: +886-2112-1322

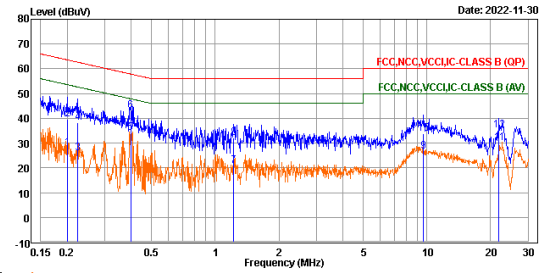


Trace: 1

	Freq	Level	Read Level	Factor	Limit Line	Over Limit	Remark	Pol/Phase	Note
	MHz	dBuV	dBuV	dB	dBuV	dB			
1	0.16	24.45	14.76	9.69	55.54	-31.09	Average	line1	
2	0.16	42.32	32.63	9.69	65.54	-23.22	QP	line1	
3	0.41	25.45	15.77	9.68	47.68	-22.23	Average	line1	
4	0.41	35.72	26.04	9.68	57.68	-21.96	QP	line1	
5	1.10	13.65	3.96	9.69	46.00	-32.35	Average	line1	
6	1.10	22.45	12.76	9.69	56.00	-33.55	QP	line1	
7	2.37	12.22	2.50	9.72	46.00	-33.78	Average	line1	
8	2.37	20.78	11.06	9.72	56.00	-35.22	QP	line1	
9	9.25	25.22	15.41	9.81	50.00	-24.78	Average	line1	
10	9.25	31.26	21.45	9.81	60.00	-28.74	QP	line1	
11	21.92	29.20	19.41	9.79	50.00	-20.80	Average	line1	
12	21.92	34.75	24.96	9.79	60.00	-25.25	QP	line1	



TUV Rheinland Taiwan Ltd.  
No. 458-18, Sec. 2, Fenhiao, Linkou Dist., New Taipei City 244, Taiwan(R.O.C.)  
Tel: +886-2112-1000 Fax: +886-2112-1322



Trace: 1

	Freq	Level	Read Level	Factor	Limit Line	Over Limit	Remark	Pol/Phase	Note
	MHz	dBuV	dBuV	dB	dBuV	dB			
1	0.20	28.05	18.39	9.66	53.60	-25.55	Average	neutral	
2	0.20	39.66	30.00	9.66	63.60	-23.94	QP	neutral	
3	0.22	25.86	16.20	9.66	52.69	-26.89	Average	neutral	
4	0.22	38.12	28.46	9.66	62.69	-24.57	QP	neutral	
5	0.40	34.12	24.46	9.66	47.89	-13.77	Average	neutral	
6	0.40	43.19	33.53	9.66	57.89	-14.70	QP	neutral	
7	1.22	20.86	11.20	9.66	46.00	-25.14	Average	neutral	
8	1.22	31.99	22.33	9.66	56.00	-24.01	QP	neutral	
9	9.63	26.66	16.87	9.79	50.00	-23.34	Average	neutral	
10	9.63	33.97	24.18	9.79	60.00	-26.03	QP	neutral	
11	21.92	29.90	20.03	9.87	50.00	-20.10	Average	neutral	
12	21.92	35.23	25.36	9.87	60.00	-24.77	QP	neutral	