

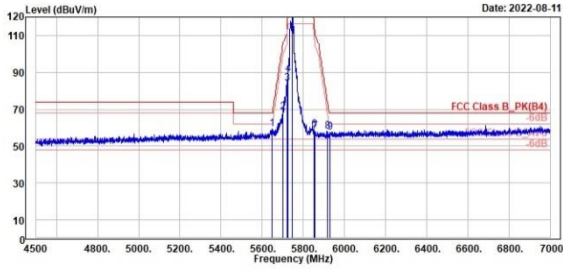
802.11ax HE20_OFDMA

CH 149 (Horizontal) Peak

CH 149 (Vertical) Peak



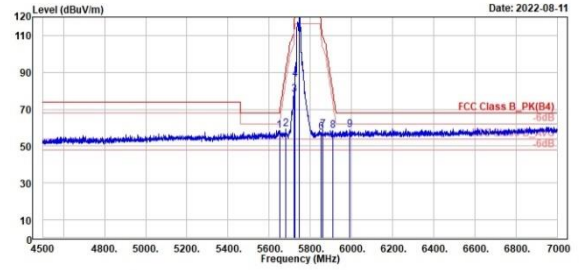
TÜV Rheinland Taiwan Ltd.
No. 458-18, Sec 2, Fenhiao, Linkou Dist., New Taipei City 244, Taiwan(R.O.C.)
Tel: +886-2172-1000 Fax: +886-2172-1322



Read	Limit	Over	APos	TPos	Remark	Pol/Phase	Note			
Level	Line	Limit	cm	deg						
Factor	dB/m	dB								
dBuV	dB/m	dBuV/m	cm	deg						
1	5649.00	59.44	16.02	43.42	68.20	-8.76	185	44 Peak	Horizontal	
2	5708.00	68.48	24.82	43.66	185.20	-36.72	185	44 Peak	Horizontal	
3	5728.00	83.84	40.16	43.66	110.80	-26.96	185	44 Peak	Horizontal	
4	5724.50	88.77	45.08	43.69	121.06	-32.29	185	44 Peak	Horizontal	
5	5745.00	121.33	77.63	43.70	122.20	-0.87	185	44 Peak	Horizontal	
6	5852.50	59.02	15.02	44.00	116.50	-57.48	185	44 Peak	Horizontal	
7	5857.50	57.75	13.74	44.01	110.10	-52.35	185	44 Peak	Horizontal	
8	5917.00	57.87	13.69	44.18	74.10	-16.23	185	44 Peak	Horizontal	
9	5931.00	57.57	13.35	44.22	68.20	-10.63	185	44 Peak	Horizontal	



TÜV Rheinland Taiwan Ltd.
No. 458-18, Sec 2, Fenhiao, Linkou Dist., New Taipei City 244, Taiwan(R.O.C.)
Tel: +886-2172-1000 Fax: +886-2172-1322



Read	Limit	Over	APos	TPos	Remark	Pol/Phase	Note			
Level	Line	Limit	cm	deg						
Factor	dB/m	dB								
dBuV	dB/m	dBuV/m	cm	deg						
1	5650.00	58.25	14.83	43.42	68.20	-9.95	345	16 Peak	Vertical	
2	5679.50	59.24	15.67	43.57	90.07	-30.83	345	16 Peak	Vertical	
3	5728.00	78.17	34.49	43.68	110.80	-32.63	345	16 Peak	Vertical	
4	5725.00	86.26	42.57	43.69	122.20	-35.94	345	16 Peak	Vertical	
5	5745.00	121.41	77.71	43.70	122.20	-0.79	345	16 Peak	Vertical	
6	5853.50	57.36	13.35	44.01	114.22	-56.86	345	16 Peak	Vertical	
7	5859.00	58.79	14.77	44.02	109.68	-50.89	345	16 Peak	Vertical	
8	5909.50	58.60	14.44	44.16	79.64	-21.04	345	16 Peak	Vertical	
9	5992.00	58.69	14.13	44.56	68.20	-9.51	345	16 Peak	Vertical	

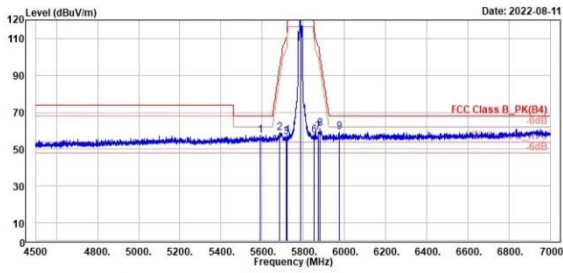
802.11ax HE20_OFDMA

CH 157 (Horizontal) Peak

CH 157 (Vertical) Peak



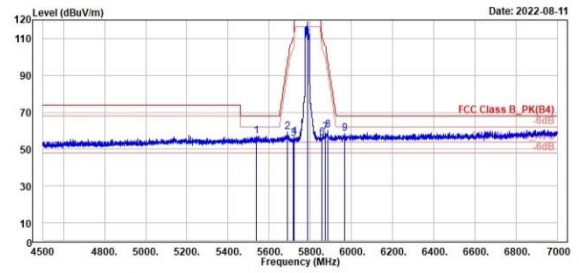
TÜV Rheinland Taiwan Ltd.
No. 458-18, Sec 2, Fenliao, Linkou Dist., New Taipei City 244, Taiwan(R.O.C.)
Tel: +886-2172-1000 Fax: +886-2172-1322



	Read	Limit	Over	APos	TPos	Remark	Pol/Phase	Note	
1	5592.00	57.58	14.19	43.39	68.20	-10.62	188	62 Peak	Horizontal
2	5686.50	58.96	15.36	43.60	95.24	-36.28	188	62 Peak	Horizontal
3	5716.50	56.78	13.10	43.68	109.82	-53.04	188	62 Peak	Horizontal
4	5723.00	57.29	13.61	43.68	117.64	-60.35	188	62 Peak	Horizontal
5	5785.00	121.09	77.28	43.81	122.20	-1.11	188	62 Peak	Horizontal
6	5851.50	57.51	13.52	43.99	118.78	-61.27	188	62 Peak	Horizontal
7	5872.50	59.43	15.37	44.06	105.90	-46.47	188	62 Peak	Horizontal
8	5880.50	61.19	17.11	44.08	101.11	-39.92	188	62 Peak	Horizontal
9	5975.00	59.32	14.87	44.45	68.20	-8.88	188	62 Peak	Horizontal



TÜV Rheinland Taiwan Ltd.
No. 458-18, Sec 2, Fenliao, Linkou Dist., New Taipei City 244, Taiwan(R.O.C.)
Tel: +886-2172-1000 Fax: +886-2172-1322



	Read	Limit	Over	APos	TPos	Remark	Pol/Phase	Note	
1	5536.00	56.93	13.53	43.40	68.20	-11.27	342	12 Peak	Vertical
2	5687.50	59.28	15.68	43.60	95.98	-36.70	342	12 Peak	Vertical
3	5718.00	55.88	12.20	43.68	110.24	-54.36	342	12 Peak	Vertical
4	5721.00	56.51	12.83	43.68	113.08	-56.57	342	12 Peak	Vertical
5	5785.00	118.97	75.16	43.81	122.20	-3.23	342	12 Peak	Vertical
6	5854.50	56.05	12.04	44.01	111.94	-55.89	342	12 Peak	Vertical
7	5872.50	58.74	14.68	44.06	105.90	-47.16	342	12 Peak	Vertical
8	5884.50	60.28	16.19	44.09	98.15	-37.87	342	12 Peak	Vertical
9	5967.00	58.18	13.79	44.39	68.20	-10.02	342	12 Peak	Vertical

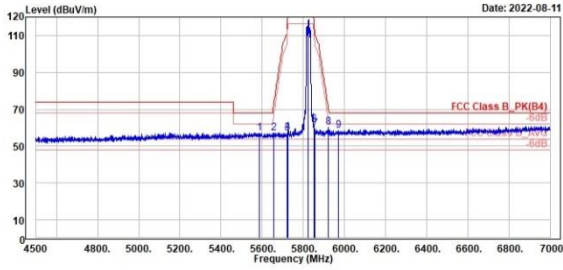
802.11ax HE20_OFDMA

CH 165 (Horizontal) Peak

CH 165 (Vertical) Peak



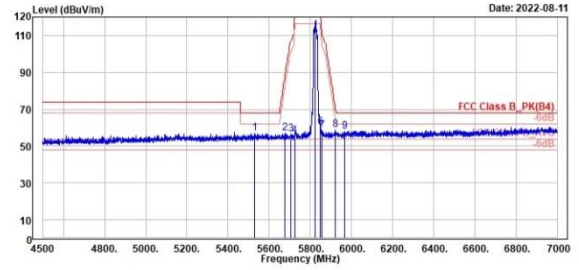
TUV Rheinland Taiwan Ltd.
No. 458-18, Sec 2, Fenliao, Linkou Dist., New Taipei City 244, Taiwan(R.O.C.)
Tel: +886-2172-1000 Fax: +886-2172-1322



Read	Limit	Over	APos	TPos	Remark	Pol/Phase	Note				
Level	Line	Limit	cm	deg							
Factor	dB/m	dB									
dBuV	dB/m	dBuV/m	cm	deg							
1	5588.00	57.15	13.76	43.39	68.20	-11.05	182	300	Peak	Horizontal	
2	5656.00	57.25	13.80	43.45	72.66	-15.41	182	300	Peak	Horizontal	
3	5720.00	56.92	13.24	43.68	110.80	-53.88	182	300	Peak	Horizontal	
4	5723.50	57.60	13.92	43.68	118.78	-61.18	182	300	Peak	Horizontal	
5	5825.00	118.78	74.86	43.92	122.20	-3.42	182	300	Peak	Horizontal	
6	5851.00	61.39	17.40	43.99	119.92	-50.53	182	300	Peak	Horizontal	
7	5855.00	59.51	15.50	44.01	110.80	-51.29	182	300	Peak	Horizontal	
8	5923.00	60.36	16.16	44.20	69.67	-9.31	182	300	Peak	Horizontal	
9	5978.00	58.52	14.11	44.41	68.20	-9.68	182	300	Peak	Horizontal	



TUV Rheinland Taiwan Ltd.
No. 458-18, Sec 2, Fenliao, Linkou Dist., New Taipei City 244, Taiwan(R.O.C.)
Tel: +886-2172-1000 Fax: +886-2172-1322



Read	Limit	Over	APos	TPos	Remark	Pol/Phase	Note			
Level	Line	Limit	cm	deg						
Factor	dB/m	dB								
dBuV	dB/m	dBuV/m	cm	deg						
1	5528.00	56.86	13.48	43.38	68.20	-11.34	369	14	Peak	Vertical
2	5675.50	57.13	13.59	43.54	87.11	-29.98	369	14	Peak	Vertical
3	5705.50	56.73	13.06	43.67	106.74	-50.01	369	14	Peak	Vertical
4	5723.50	55.77	12.09	43.68	118.78	-63.01	369	14	Peak	Vertical
5	5825.00	117.97	74.05	43.92	122.20	-4.23	369	14	Peak	Vertical
6	5850.00	60.03	16.04	43.99	122.20	-62.17	369	14	Peak	Vertical
7	5856.00	58.50	14.49	44.01	110.52	-52.02	369	14	Peak	Vertical
8	5923.50	58.88	14.68	44.20	69.31	-10.43	369	14	Peak	Vertical
9	5968.50	58.16	13.76	44.40	68.20	-10.04	369	14	Peak	Vertical

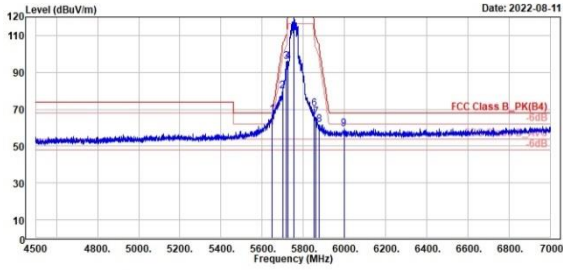
802.11ax HE40_OFDMA

CH 151 (Horizontal) Peak

CH 151 (Vertical) Peak



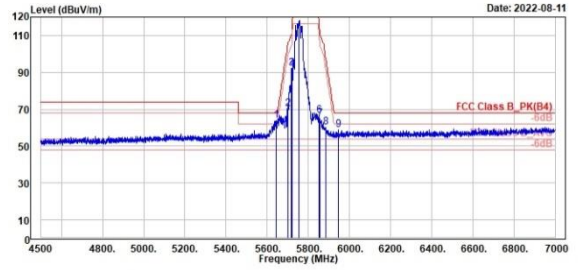
TUV Rheinland Taiwan Ltd.
No. 458-18, Sec 2, Fenhiao, Linkou Dist., New Taipei City 244, Taiwan(R.O.C.)
Tel: +886-2172-1000 Fax: +886-2172-1322



Peak	Freq	Level	Read	Limit	Over	APos	TPos	Remark	Pol/Phase	Note
	MHz	dBuV/m	dBuV	dB/m	dBuV/m	dB	cm	deg		
1	5646.50	67.17	23.75	43.42	68.20	-1.03	192	64 Peak	Horizontal	
2	5699.00	79.92	36.26	43.66	104.46	-24.54	192	64 Peak	Horizontal	
3	5719.00	95.67	51.99	43.68	110.52	-14.85	192	64 Peak	Horizontal	
4	5725.00	95.68	51.99	43.69	122.20	-26.52	192	64 Peak	Horizontal	
5	5755.00	120.74	77.02	43.72	122.20	-1.46	192	64 Peak	Horizontal	
6	5851.00	70.29	26.30	43.99	119.92	-49.63	192	64 Peak	Horizontal	
7	5859.50	65.71	21.69	44.02	109.54	-43.83	192	64 Peak	Horizontal	
8	5878.50	61.66	17.58	44.08	102.60	-40.94	192	64 Peak	Horizontal	
9	5997.50	59.35	14.75	44.60	68.20	-8.85	192	64 Peak	Horizontal	



TUV Rheinland Taiwan Ltd.
No. 458-18, Sec 2, Fenhiao, Linkou Dist., New Taipei City 244, Taiwan(R.O.C.)
Tel: +886-2172-1000 Fax: +886-2172-1322



Peak	Freq	Level	Read	Limit	Over	APos	TPos	Remark	Pol/Phase	Note
	MHz	dBuV/m	dBuV	dB/m	dBuV/m	dB	cm	deg		
1	5643.00	63.66	20.24	43.42	68.20	-4.54	381	13 Peak	Vertical	
2	5700.00	70.44	26.78	43.66	105.20	-34.76	381	13 Peak	Vertical	
3	5719.00	92.11	48.43	43.68	110.52	-18.41	381	13 Peak	Vertical	
4	5721.00	92.38	48.70	43.68	113.08	-20.70	381	13 Peak	Vertical	
5	5755.00	118.10	74.38	43.72	122.20	-4.10	381	13 Peak	Vertical	
6	5851.50	66.77	22.78	43.99	118.78	-52.01	381	13 Peak	Vertical	
7	5857.00	64.58	20.57	44.01	110.24	-45.66	381	13 Peak	Vertical	
8	5883.50	60.39	16.30	44.09	98.89	-38.50	381	13 Peak	Vertical	
9	5945.00	59.05	14.79	44.26	68.20	-9.15	381	13 Peak	Vertical	

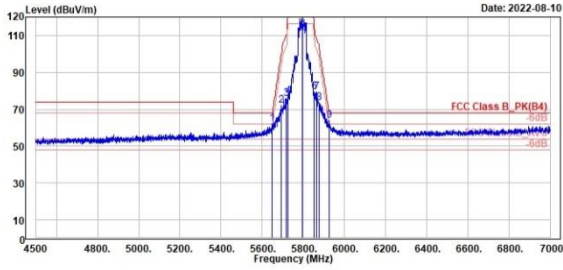
802.11ax HE40_OFDMA

CH 159 (Horizontal) Peak

CH 159 (Vertical) Peak



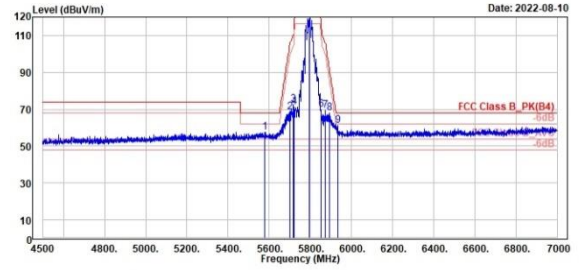
TUV Rheinland Taiwan Ltd.
No. 458-18, Sec 2, Feniiao, Linkou Dist., New Taipei City 244, Taiwan(R.O.C.)
Tel: +886-2172-1000 Fax: +886-2172-1322



	Read	Limit	Over	APos	TPos	Remark	Pol/Phase	Note	
1	5646.50	62.04	18.62	43.42	68.20	-6.16	189	61 Peak	Horizontal
2	5691.00	72.22	28.60	43.62	98.56	-26.34	189	61 Peak	Horizontal
3	5717.50	75.84	32.16	43.68	110.10	-34.26	189	61 Peak	Horizontal
4	5724.50	76.90	33.21	43.69	121.06	-44.16	189	61 Peak	Horizontal
5	5795.00	120.92	77.08	43.84	122.20	-1.28	189	61 Peak	Horizontal
6	5851.50	79.20	35.21	43.99	118.78	-39.58	189	61 Peak	Horizontal
7	5863.50	79.19	35.16	44.03	108.42	-29.23	189	61 Peak	Horizontal
8	5875.00	73.38	29.32	44.06	105.20	-31.82	189	61 Peak	Horizontal
9	5927.00	63.78	19.57	44.21	68.20	-4.42	189	61 Peak	Horizontal



TUV Rheinland Taiwan Ltd.
No. 458-18, Sec 2, Feniiao, Linkou Dist., New Taipei City 244, Taiwan(R.O.C.)
Tel: +886-2172-1000 Fax: +886-2172-1322



	Read	Limit	Over	APos	TPos	Remark	Pol/Phase	Note	
1	5580.00	57.62	14.22	43.40	68.20	-10.58	392	12 Peak	Vertical
2	5699.50	68.31	24.65	43.66	104.83	-36.52	392	12 Peak	Vertical
3	5717.50	72.60	28.92	43.68	110.10	-37.50	392	12 Peak	Vertical
4	5721.50	70.95	27.27	43.68	114.22	-43.27	392	12 Peak	Vertical
5	5795.00	119.64	75.80	43.84	122.20	-2.56	392	12 Peak	Vertical
6	5850.50	69.80	25.89	43.99	121.06	-51.18	392	12 Peak	Vertical
7	5871.50	69.26	25.21	44.05	106.18	-36.92	392	12 Peak	Vertical
8	5891.50	68.13	24.82	44.11	92.96	-24.83	392	12 Peak	Vertical
9	5933.00	61.16	16.93	44.23	68.20	-7.04	392	12 Peak	Vertical

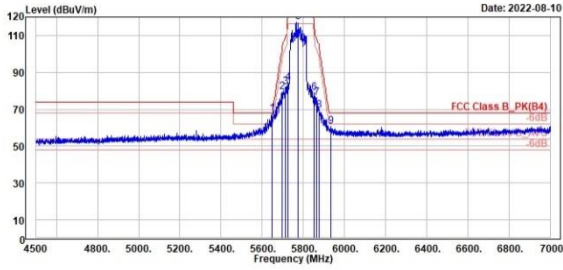
802.11ax HE80_OFDMA

CH 155 (Horizontal) Peak

CH 155 (Vertical) Peak



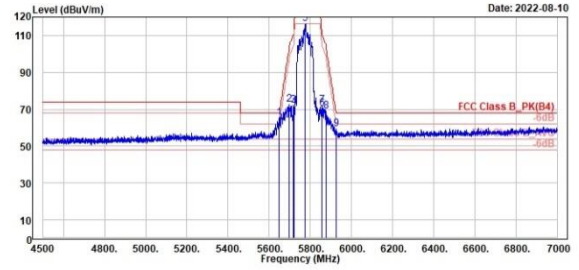
TUV Rheinland Taiwan Ltd.
No. 458-18, Sec 2, Fenliao, Linkou Dist., New Taipei City 244, Taiwan(R.O.C.)
Tel: +886-2172-1000 Fax: +886-2172-1322



Read	Limit	Over	APos	TPos	Remark	Pol/Phase	Note
Level	Line	Limit	cm	deg			
Factor	dB/m	dB					
dBuV	dB/m	dBuV/m	cm	deg			
1 5646.50	67.47	24.05	43.42	68.20	-0.73	190	62 Peak Horizontal
2 5697.00	79.46	35.81	43.65	102.99	-23.53	190	62 Peak Horizontal
3 5714.50	82.28	38.60	43.68	109.26	-26.98	190	62 Peak Horizontal
4 5724.50	84.31	40.62	43.69	121.06	-36.75	190	62 Peak Horizontal
5 5775.00	117.09	73.31	43.78	122.20	-5.11	190	62 Peak Horizontal
6 5854.00	78.98	34.97	44.01	113.08	-34.10	190	62 Peak Horizontal
7 5863.00	76.15	32.12	44.03	108.56	-32.41	190	62 Peak Horizontal
8 5875.00	69.53	25.47	44.06	105.20	-35.67	190	62 Peak Horizontal
9 5934.00	60.71	16.48	44.23	68.20	-7.49	190	62 Peak Horizontal



TUV Rheinland Taiwan Ltd.
No. 458-18, Sec 2, Fenliao, Linkou Dist., New Taipei City 244, Taiwan(R.O.C.)
Tel: +886-2172-1000 Fax: +886-2172-1322



Read	Limit	Over	APos	TPos	Remark	Pol/Phase	Note
Level	Line	Limit	cm	deg			
Factor	dB/m	dB					
dBuV	dB/m	dBuV/m	cm	deg			
1 5649.00	65.03	21.61	43.42	68.20	-3.17	396	11 Peak Vertical
2 5697.00	72.48	28.83	43.65	102.99	-30.51	396	11 Peak Vertical
3 5717.50	71.99	28.31	43.68	110.10	-38.11	396	11 Peak Vertical
4 5720.00	71.11	27.43	43.68	110.80	-39.69	396	11 Peak Vertical
5 5775.00	116.12	72.34	43.78	122.20	-6.08	396	11 Peak Vertical
6 5854.50	70.15	26.14	44.01	111.94	-41.79	396	11 Peak Vertical
7 5857.00	71.93	27.92	44.01	110.24	-38.31	396	11 Peak Vertical
8 5877.50	68.88	24.81	44.07	103.34	-34.46	396	11 Peak Vertical
9 5925.00	59.36	15.15	44.21	68.20	-8.84	396	11 Peak Vertical

Spurious Emissions, Tx Mode, 1GHz ~ 40GHz
U-NII-1

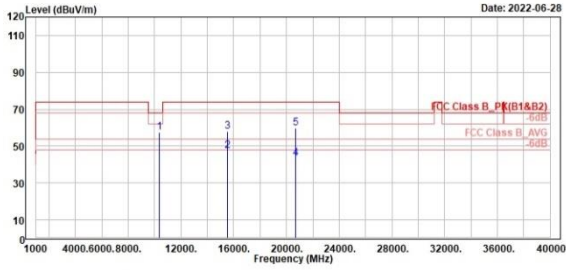
802.11a

CH 36 (Horizontal)

CH 36 (Vertical)



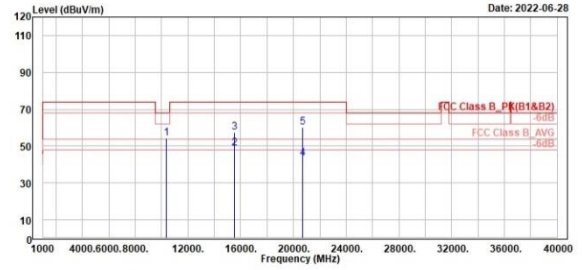
TUV Rheinland Taiwan Ltd.
No. 458-18, Sec. 2, Fenhiao, Linkou Dist., New Taipei City 244, Taiwan(R.O.C.)
Tel: +886-2172-1000 Fax: +886-2172-1322



Read	Limit	Over	APos	TPos	Remark	Pol/Phase	Note	
Freq	Level	Factor	Line	Limit				
MHz	dBuV/m	dBuV	dB/m	dBuV/m	dB	cm	deg	
1	18368.00	57.40	60.91	-3.51	68.20	-10.80	300	75 Peak Horizontal
2	15548.00	47.60	43.89	3.71	54.00	-6.40	113	25 Average Horizontal
3	15548.00	57.74	54.03	3.71	74.00	-16.26	113	25 Peak Horizontal
4	20728.00	43.50	43.68	-0.18	54.00	-10.50	197	354 Average Horizontal
5	20728.00	59.83	60.01	-0.18	74.00	-14.17	197	354 Peak Horizontal



TUV Rheinland Taiwan Ltd.
No. 458-18, Sec. 2, Fenhiao, Linkou Dist., New Taipei City 244, Taiwan(R.O.C.)
Tel: +886-2172-1000 Fax: +886-2172-1322



Read	Limit	Over	APos	TPos	Remark	Pol/Phase	Note	
Freq	Level	Factor	Line	Limit				
MHz	dBuV/m	dBuV	dB/m	dBuV/m	dB	cm	deg	
1	18368.00	54.00	57.59	-3.51	68.20	-14.12	150	360 Peak Vertical
2	15548.00	48.95	45.24	3.71	54.00	-5.05	147	339 Average Vertical
3	15548.00	57.68	53.97	3.71	74.00	-16.32	147	339 Peak Vertical
4	20728.00	43.23	43.41	-0.18	54.00	-10.77	291	2 Average Vertical
5	20728.00	60.20	60.38	-0.18	74.00	-13.80	291	2 Peak Vertical

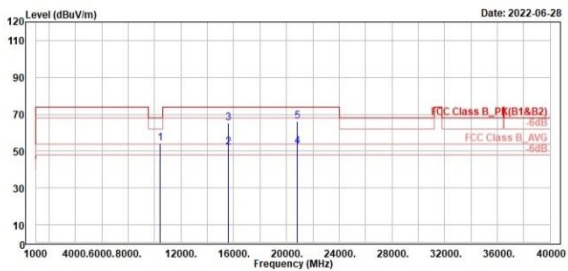
802.11a

CH 40 (Horizontal)

CH 40 (Vertical)



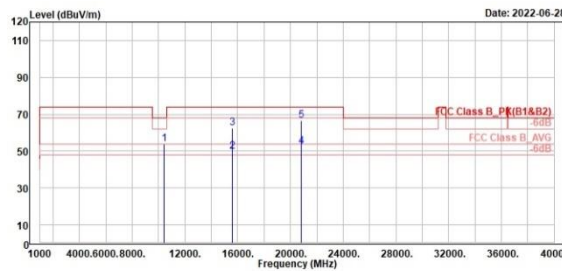
TUV Rheinland Taiwan Ltd.
No. 438-18, Sec. 2, Fenhiao, Linkou Dist., New Taipei City 244, Taiwan(R.O.C.)
Tel: +886-2172-1000 Fax: +886-2172-1322



Read	Limit	Over	APos	TPos	Remark	Pol/Phase	Note
Level	Line	Limit					
Factor							
dBuV	dB/m	dBuV/m	dB	cm	deg		
1 10400.00	54.48	57.90	-3.42	68.20	-13.72	150	294 Peak Horizontal
2 ! 15600.00	51.99	48.37	3.62	54.00	-2.01	106	35 Average Horizontal
3 15600.00	65.26	61.64	3.62	74.00	-8.74	106	35 Peak Horizontal
4 ! 20800.00	52.33	52.33	0.00	54.00	-1.67	194	356 Average Horizontal
5 20800.00	66.12	66.12	0.00	74.00	-7.88	194	356 Peak Horizontal



TUV Rheinland Taiwan Ltd.
No. 438-18, Sec. 2, Fenhiao, Linkou Dist., New Taipei City 244, Taiwan(R.O.C.)
Tel: +886-2172-1000 Fax: +886-2172-1322



Read	Limit	Over	APos	TPos	Remark	Pol/Phase	Note
Level	Line	Limit					
Factor							
dBuV	dB/m	dBuV/m	dB	cm	deg		
1 10400.00	53.73	57.15	-3.42	68.20	-14.47	377	6 Peak Vertical
2 ! 15600.00	49.65	46.03	3.62	54.00	-4.35	102	13 Average Vertical
3 15600.00	62.42	58.80	3.62	74.00	-11.58	400	360 Peak Vertical
4 ! 20800.00	52.66	52.66	0.00	54.00	-1.34	294	331 Average Vertical
5 20800.00	66.60	66.60	0.00	74.00	-7.40	294	331 Peak Vertical

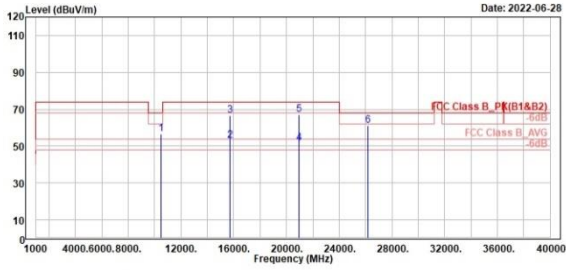
802.11a

CH 48 (Horizontal)

CH 48 (Vertical)



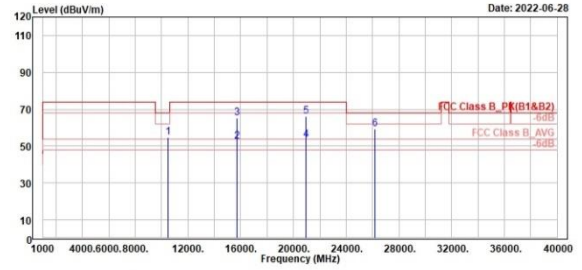
TUV Rheinland Taiwan Ltd.
No. 438-18, Sec. 2, Fenhiao, Linkou Dist., New Taipei City 244, Taiwan(R.O.C.)
Tel: +886-2172-1000 Fax: +886-2172-1322



Read	Limit	Over	APos	TPos	Remark	Pol/Phase	Note
Level	Line	Limit					
Factor							
dBuV	dB/m	dBuV/m	dB	cm	deg		
1 10480.00	56.80	60.04	-3.24	68.20	-11.40	100	292 Peak Horizontal
2 15720.00	52.92	48.90	4.02	54.00	-1.08	150	55 Average Horizontal
3 15720.00	66.75	62.73	4.02	74.00	-7.25	150	55 Peak Horizontal
4 20962.23	51.66	51.34	0.32	54.00	-2.34	186	13 Average Horizontal
5 20962.23	66.86	66.54	0.32	74.00	-7.14	186	13 Peak Horizontal
6 26200.88	61.02	55.86	5.16	68.20	-7.18	120	360 Peak Horizontal



TUV Rheinland Taiwan Ltd.
No. 438-18, Sec. 2, Fenhiao, Linkou Dist., New Taipei City 244, Taiwan(R.O.C.)
Tel: +886-2172-1000 Fax: +886-2172-1322



Read	Limit	Over	APos	TPos	Remark	Pol/Phase	Note
Level	Line	Limit					
Factor							
dBuV	dB/m	dBuV/m	dB	cm	deg		
1 10480.00	54.83	58.07	-3.24	68.20	-13.37	130	360 Peak Vertical
2 15720.00	52.69	48.67	4.02	54.00	-1.31	333	337 Average Vertical
3 15720.00	65.44	61.42	4.02	74.00	-8.56	333	337 Peak Vertical
4 20960.00	53.46	53.14	0.32	54.00	-0.54	269	359 Average Vertical
5 20960.00	66.35	66.03	0.32	74.00	-7.65	269	359 Peak Vertical
6 26200.00	59.40	54.32	5.16	68.20	-8.72	247	43 Peak Vertical

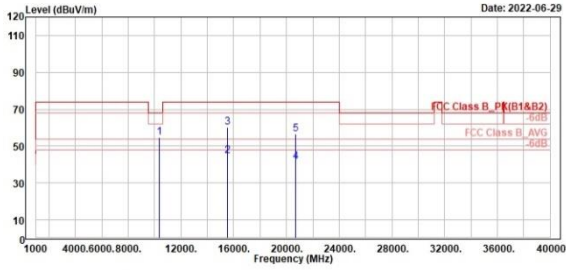
802.11ax HE20_OFDM

CH 36 (Horizontal)

CH 36 (Vertical)



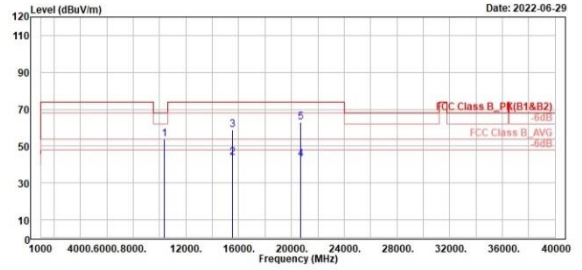
TUV Rheinland Taiwan Ltd.
No. 458-18, Sec. 2, Fenhiao, Linkou Dist., New Taipei City 244, Taiwan(R.O.C.)
Tel: +886-2172-1000 Fax: +886-2172-1322



Read	Limit	Over	APos	TPos	Remark	Pol/Phase	Note
Level	Line	Limit					
Factor							
dBuV	dB/m	dBuV/m	dB	cm	deg		
1 18360.00	54.72	58.23	-3.51	68.20	-13.48	300	73 Peak Horizontal
2 15540.00	44.51	40.80	3.71	54.00	-9.49	142	308 Average Horizontal
3 15540.00	60.33	56.62	3.71	74.00	-13.67	142	308 Peak Horizontal
4 20720.00	41.38	41.56	-0.18	54.00	-12.62	152	349 Average Horizontal
5 20720.00	56.78	56.96	-0.18	74.00	-17.22	152	349 Peak Horizontal



TUV Rheinland Taiwan Ltd.
No. 458-18, Sec. 2, Fenhiao, Linkou Dist., New Taipei City 244, Taiwan(R.O.C.)
Tel: +886-2172-1000 Fax: +886-2172-1322



Read	Limit	Over	APos	TPos	Remark	Pol/Phase	Note
Level	Line	Limit					
Factor							
dBuV	dB/m	dBuV/m	dB	cm	deg		
1 18360.00	53.76	57.27	-3.51	68.20	-14.44	116	360 Peak Vertical
2 15540.00	43.98	40.27	3.71	54.00	-10.02	102	16 Average Vertical
3 15540.00	58.93	55.22	3.71	74.00	-15.07	102	16 Peak Vertical
4 20720.00	42.74	42.92	-0.18	54.00	-11.26	269	3 Average Vertical
5 20720.00	63.06	63.24	-0.18	74.00	-10.94	269	3 Peak Vertical

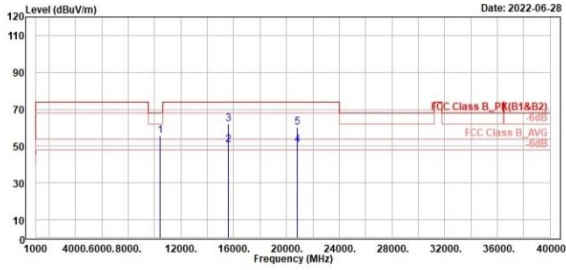
802.11ax HE20_OFDM

CH 40 (Horizontal)

CH 40 (Vertical)



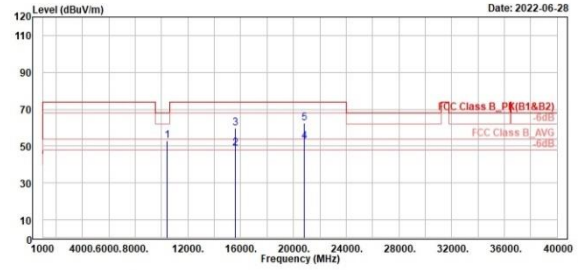
TUV Rheinland Taiwan Ltd.
No. 438-18, Sec. 2, Fenliao, Linkou Dist., New Taipei City 244, Taiwan(R.O.C.)
Tel: +886-2172-1000 Fax: +886-2172-1322



Read	Limit	Over	APos	TPos	Remark	Pol/Phase	Note
Level	Line	Limit					
Factor							
dBuV	dB/m	dBuV/m	dB	cm	deg		
1 10400.00	55.50	58.92	-3.42	68.20	-12.70	130	67 Peak Horizontal
2 ! 15600.00	50.81	47.19	3.62	54.00	-3.19	145	52 Average Horizontal
3 15600.00	61.89	58.27	3.62	74.00	-12.11	145	52 Peak Horizontal
4 ! 20800.00	50.83	50.83	0.00	54.00	-3.17	262	30 Average Horizontal
5 20800.00	60.21	60.21	0.00	74.00	-13.79	262	30 Peak Horizontal



TUV Rheinland Taiwan Ltd.
No. 438-18, Sec. 2, Fenliao, Linkou Dist., New Taipei City 244, Taiwan(R.O.C.)
Tel: +886-2172-1000 Fax: +886-2172-1322



Read	Limit	Over	APos	TPos	Remark	Pol/Phase	Note
Level	Line	Limit					
Factor							
dBuV	dB/m	dBuV/m	dB	cm	deg		
1 10400.00	52.98	56.40	-3.42	68.20	-15.22	135	360 Peak Vertical
2 ! 15600.00	48.63	45.01	3.62	54.00	-5.37	110	13 Average Vertical
3 15600.00	59.78	56.16	3.62	74.00	-14.22	110	13 Peak Vertical
4 ! 20800.00	52.43	52.43	0.00	54.00	-1.57	295	333 Average Vertical
5 20800.00	62.66	62.66	0.00	74.00	-11.34	295	333 Peak Vertical

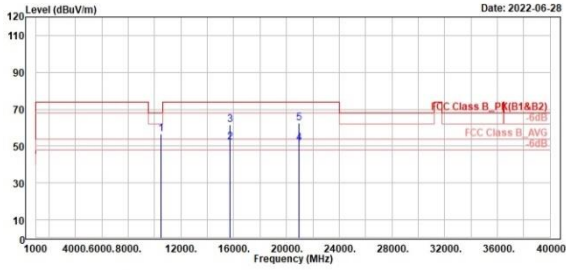
802.11ax HE20_OFDM

CH 48 (Horizontal)

CH 48 (Vertical)



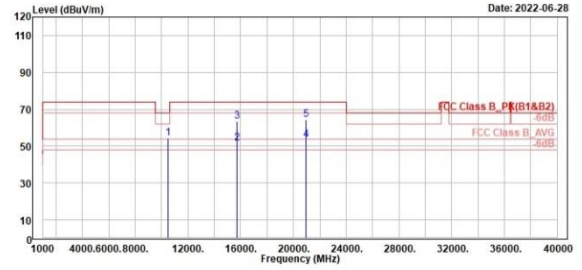
TUV Rheinland Taiwan Ltd.
No. 458-18, Sec. 2, Fenhiao, Linkou Dist., New Taipei City 244, Taiwan(R.O.C.)
Tel: +886-2172-1000 Fax: +886-2172-1322



Read	Limit	Over	APos	TPos	Remark	Pol/Phase	Note
Level	Line	Limit					
Factor							
dBuV	dB/m	dBuV/m	dB	cm	deg		
1 18488.00	56.45	59.69	-3.24	68.20	-11.75	300	66 Peak Horizontal
2 15728.00	51.97	47.95	4.02	54.00	-2.03	150	62 Average Horizontal
3 15728.00	61.75	57.73	4.02	74.00	-12.25	150	62 Peak Horizontal
4 20968.00	51.71	51.39	0.32	54.00	-2.29	183	5 Average Horizontal
5 20968.00	62.68	62.36	0.32	74.00	-11.32	183	5 Peak Horizontal



TUV Rheinland Taiwan Ltd.
No. 458-18, Sec. 2, Fenhiao, Linkou Dist., New Taipei City 244, Taiwan(R.O.C.)
Tel: +886-2172-1000 Fax: +886-2172-1322



Read	Limit	Over	APos	TPos	Remark	Pol/Phase	Note
Level	Line	Limit					
Factor							
dBuV	dB/m	dBuV/m	dB	cm	deg		
1 18488.00	54.26	57.50	-3.24	68.20	-13.94	200	21 Peak Vertical
2 15728.00	51.35	47.33	4.02	54.00	-2.65	219	359 Average Vertical
3 15728.00	63.50	59.48	4.02	74.00	-10.50	219	359 Peak Vertical
4 20968.00	53.61	53.29	0.32	54.00	-0.39	266	358 Average Vertical
5 20968.00	64.17	63.85	0.32	74.00	-9.83	266	358 Peak Vertical

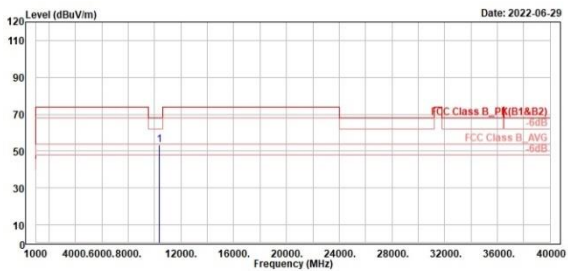
802.11ax HE40_OFDM

CH 38 (Horizontal)

CH 38 (Vertical)



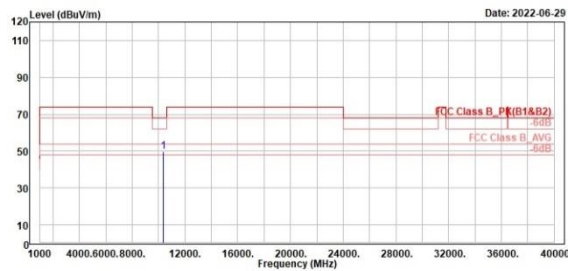
TUV Rheinland Taiwan Ltd.
No. 458-18, Sec. 2, Fenhiao, Linkou Dist., New Taipei City 244, Taiwan(R.O.C.)
Tel: +886-2172-1000 Fax: +886-2172-1322



Read	Limit	Over	Apos	TPos	Remark	Pol/Phase	Note
Freq	Level	Factor	Line	Limit			
MHz	dBuV/m	dBuV	dB/m	dBuV/m	dB	cm	deg
1 10380.00	53.17	56.64	-3.47	68.20	-15.03	300	71 Peak Horizontal



TUV Rheinland Taiwan Ltd.
No. 458-18, Sec. 2, Fenhiao, Linkou Dist., New Taipei City 244, Taiwan(R.O.C.)
Tel: +886-2172-1000 Fax: +886-2172-1322



Read	Limit	Over	Apos	TPos	Remark	Pol/Phase	Note
Freq	Level	Factor	Line	Limit			
MHz	dBuV/m	dBuV	dB/m	dBuV/m	dB	cm	deg
1 10380.00	49.82	53.29	-3.47	68.20	-18.38	150	360 Peak Vertical

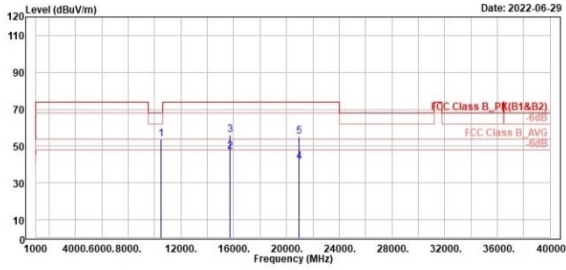
802.11ax HE40_OFDM

CH 46 (Horizontal)

CH 46 (Vertical)



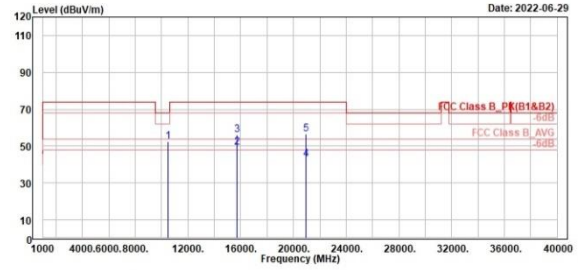
TUV Rheinland Taiwan Ltd.
No. 458-18, Sec. 2, Fenhiao, Linkou Dist., New Taipei City 244, Taiwan(R.O.C.)
Tel: +886-2172-1000 Fax: +886-2172-1322



Read	Limit	Over	Apos	TPos	Remark	Pol/Phase	Note
Level	Line	Limit					
Factor							
dBuV	dB/m	dBuV/m	dB	cm	deg		
1 18460.00	53.94	57.22	-3.28	68.20	-14.26	180	296 Peak Horizontal
2 15690.00	47.09	43.16	3.93	54.00	-6.91	148	66 Average Horizontal
3 15690.00	56.23	52.30	3.93	74.00	-17.77	148	66 Peak Horizontal
4 20920.00	41.59	41.35	0.24	54.00	-12.41	178	15 Average Horizontal
5 20920.00	55.03	54.79	0.24	74.00	-18.97	178	15 Peak Horizontal



TUV Rheinland Taiwan Ltd.
No. 458-18, Sec. 2, Fenhiao, Linkou Dist., New Taipei City 244, Taiwan(R.O.C.)
Tel: +886-2172-1000 Fax: +886-2172-1322



Read	Limit	Over	Apos	TPos	Remark	Pol/Phase	Note
Level	Line	Limit					
Factor							
dBuV	dB/m	dBuV/m	dB	cm	deg		
1 18460.00	52.30	55.58	-3.28	68.20	-15.90	185	58 Peak Vertical
2 15690.00	49.50	45.57	3.93	54.00	-4.50	186	340 Average Vertical
3 15690.00	56.21	52.28	3.93	74.00	-17.79	186	340 Peak Vertical
4 20920.00	42.99	42.75	0.24	54.00	-11.01	268	357 Average Vertical
5 20920.00	56.72	56.48	0.24	74.00	-17.28	268	338 Peak Vertical

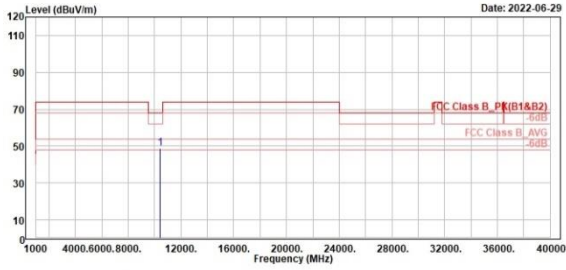
802.11ax HE80_OFDM

CH 42 (Horizontal)

CH 42 (Vertical)



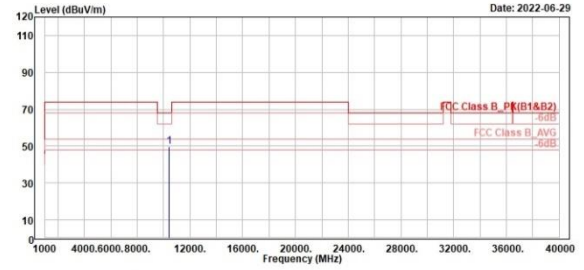
TUV Rheinland Taiwan Ltd.
No. 458-18, Sec. 2, Fenhiao, Linkou Dist., New Taipei City 244, Taiwan(R.O.C.)
Tel: +886-2172-1000 Fax: +886-2172-1322



Read	Limit	Over	Apos	TPos	Remark	Pol/Phase	Note
Freq	Level	Factor	Line	Limit			
MHz	dBuV/m	dBuV	dB/m	dBuV/m	dB	cm	deg
1	10420.00	49.03	52.41	-3.38	68.20	-19.17	153 238 Peak Horizontal



TUV Rheinland Taiwan Ltd.
No. 458-18, Sec. 2, Fenhiao, Linkou Dist., New Taipei City 244, Taiwan(R.O.C.)
Tel: +886-2172-1000 Fax: +886-2172-1322



Read	Limit	Over	Apos	TPos	Remark	Pol/Phase	Note
Freq	Level	Factor	Line	Limit			
MHz	dBuV/m	dBuV	dB/m	dBuV/m	dB	cm	deg
1	10420.00	49.57	52.95	-3.38	68.20	-18.63	158 94 Peak Vertical

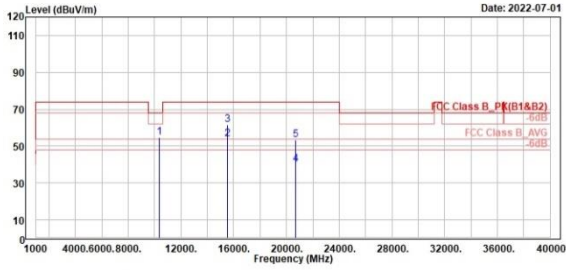
802.11ax HE20_OFDMA

CH 36 (Horizontal)

CH 36 (Vertical)



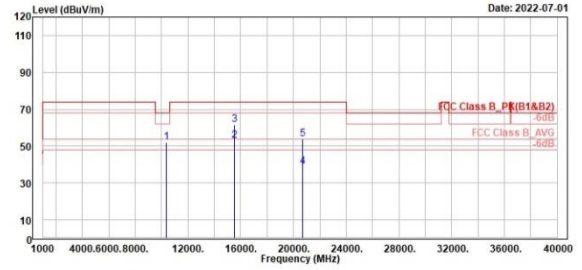
TUV Rheinland Taiwan Ltd.
No. 458-18, Sec. 2, Fenliao, Linkou Dist., New Taipei City 244, Taiwan(R.O.C.)
Tel: +886-2172-1000 Fax: +886-2172-1322



Read	Limit	Over	APos	TPos	Remark	Pol/Phase	Note
Level	Line	Limit					
Factor							
dBuV	dB/m	dBuV/m	dB	cm	deg		
1 10360.00	54.84	58.35	-3.51	68.20	-13.36	200	175 Peak Horizontal
2 15540.00	53.81	50.10	3.71	54.00	-0.19	106	62 Average Horizontal
3 15540.00	61.81	58.10	3.71	74.00	-12.19	106	62 Peak Horizontal
4 20720.00	40.22	40.40	-0.18	54.00	-13.78	200	50 Average Horizontal
5 20720.00	53.41	53.59	-0.18	74.00	-20.59	200	50 Peak Horizontal



TUV Rheinland Taiwan Ltd.
No. 458-18, Sec. 2, Fenliao, Linkou Dist., New Taipei City 244, Taiwan(R.O.C.)
Tel: +886-2172-1000 Fax: +886-2172-1322



Read	Limit	Over	APos	TPos	Remark	Pol/Phase	Note
Level	Line	Limit					
Factor							
dBuV	dB/m	dBuV/m	dB	cm	deg		
1 10360.00	51.95	55.46	-3.51	68.20	-16.25	114	360 Peak Vertical
2 15540.00	52.83	49.12	3.71	54.00	-1.17	100	13 Average Vertical
3 15540.00	61.76	58.05	3.71	74.00	-12.24	100	13 Peak Vertical
4 20720.00	38.73	38.91	-0.18	54.00	-15.27	248	1 Average Vertical
5 20720.00	53.97	54.15	-0.18	74.00	-20.03	248	1 Peak Vertical

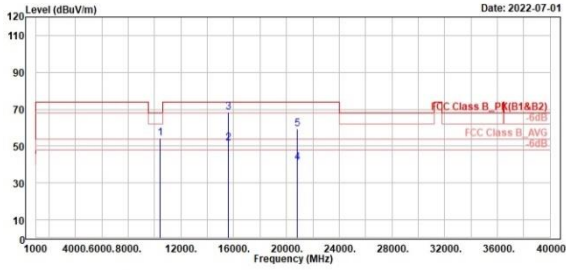
802.11ax HE20_OFDMA

CH 40 (Horizontal)

CH 40 (Vertical)



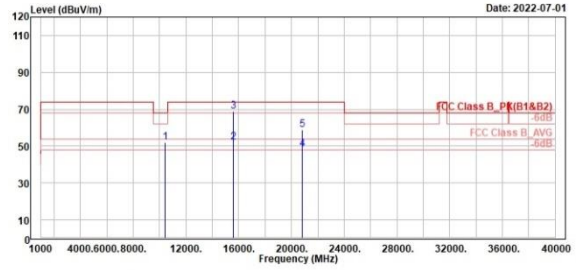
TUV Rheinland Taiwan Ltd.
No. 438-18, Sec. 2, Fenhiao, Linkou Dist., New Taipei City 244, Taiwan(R.O.C.)
Tel: +886-2172-1000 Fax: +886-2172-1322



Read	Limit	Over	Apos	TPos	Remark	Pol/Phase	Note
Level	Line	Limit					
Factor							
dBuV	dB/m	dBuV/m	dB	cm	deg		
57.51	-3.42	68.20	-14.11	200	12 Peak	Horizontal	
47.91	3.62	54.00	-2.47	100	62 Average	Horizontal	
64.73	3.62	74.00	-5.65	100	62 Peak	Horizontal	
41.07	0.00	54.00	-12.93	200	345 Average	Horizontal	
59.11	0.00	74.00	-14.89	200	345 Peak	Horizontal	



TUV Rheinland Taiwan Ltd.
No. 438-18, Sec. 2, Fenhiao, Linkou Dist., New Taipei City 244, Taiwan(R.O.C.)
Tel: +886-2172-1000 Fax: +886-2172-1322



Read	Limit	Over	Apos	TPos	Remark	Pol/Phase	Note
Level	Line	Limit					
Factor							
dBuV	dB/m	dBuV/m	dB	cm	deg		
55.36	-3.42	68.20	-16.26	115	360 Peak	Vertical	
48.30	3.62	54.00	-2.08	390	7 Average	Vertical	
65.31	3.62	74.00	-5.07	390	7 Peak	Vertical	
48.16	0.00	54.00	-5.84	266	1 Average	Vertical	
58.73	0.00	74.00	-15.27	266	1 Peak	Vertical	

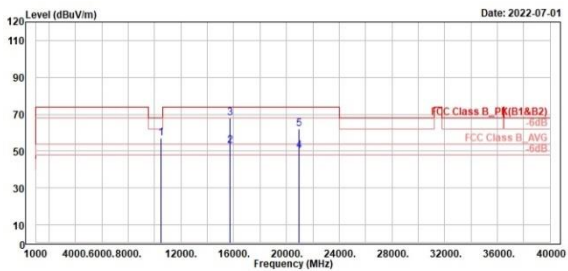
802.11ax HE20_OFDMA

CH 48 (Horizontal)

CH 48 (Vertical)



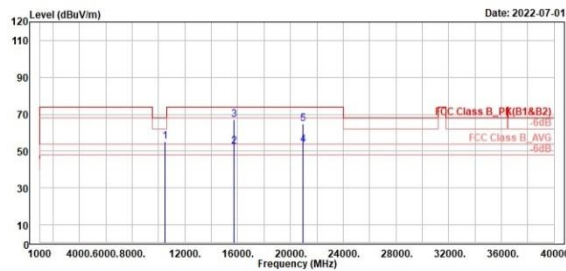
TUV Rheinland Taiwan Ltd.
No. 438-18, Sec. 2, Fenhiao, Linkou Dist., New Taipei City 244, Taiwan(R.O.C.)
Tel: +886-2172-1000 Fax: +886-2172-1322



Read	Limit	Over	Apos	TPos	Remark	Pol/Phase	Note
Level	Line	Limit					
Factor							
dBuV	dB/m	dBuV/m	dB	cm	deg		
1 10485.00	57.05	60.29	-3.24	68.20	-11.15	300	74 Peak Horizontal
2 15720.00	52.82	48.80	4.02	54.00	-1.18	100	62 Average Horizontal
3 15720.00	67.97	63.95	4.02	74.00	-6.03	100	62 Peak Horizontal
4 20960.00	50.20	49.88	0.32	54.00	-3.80	200	352 Average Horizontal
5 20960.00	61.92	61.60	0.32	74.00	-12.08	200	352 Peak Horizontal



TUV Rheinland Taiwan Ltd.
No. 438-18, Sec. 2, Fenhiao, Linkou Dist., New Taipei City 244, Taiwan(R.O.C.)
Tel: +886-2172-1000 Fax: +886-2172-1322



Read	Limit	Over	Apos	TPos	Remark	Pol/Phase	Note
Level	Line	Limit					
Factor							
dBuV	dB/m	dBuV/m	dB	cm	deg		
1 10486.00	55.18	58.40	-3.22	68.20	-13.02	300	328 Peak Vertical
2 15720.00	52.58	48.56	4.02	54.00	-1.42	217	360 Average Vertical
3 15720.00	66.94	62.92	4.02	74.00	-7.06	217	360 Peak Vertical
4 20960.00	53.54	53.22	0.32	54.00	-0.46	256	360 Average Vertical
5 20960.00	64.61	64.29	0.32	74.00	-9.39	256	360 Peak Vertical

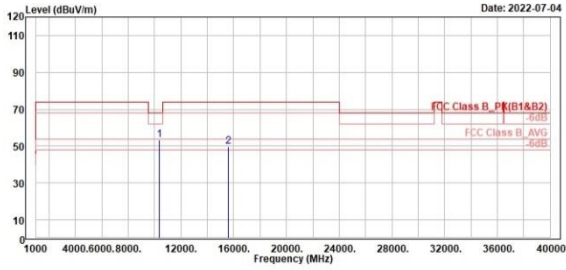
802.11ax HE40_OFDMA

CH 38 (Horizontal)

CH 38 (Vertical)



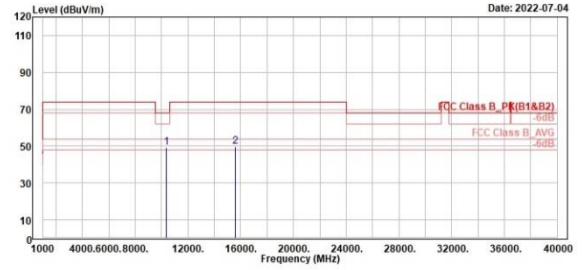
TUV Rheinland Taiwan Ltd.
No. 458-18, Sec. 2, Fenhiao, Linkou Dist., New Taipei City 244, Taiwan(R.O.C.)
Tel: +886-2172-1000 Fax: +886-2172-1322



Read	Limit	Over	Apos	TPos	Remark	Pol/Phase	Note
Level	Line	Limit					
Factor							
dBuV	dB/m	dBuV/m	dB	cm	deg		
1	10388.00	53.23	56.70	-3.47	68.20	-14.97	300 72 Peak Horizontal
2	15578.00	49.55	45.89	3.66	74.00	-24.45	100 26 Peak Horizontal



TUV Rheinland Taiwan Ltd.
No. 458-18, Sec. 2, Fenhiao, Linkou Dist., New Taipei City 244, Taiwan(R.O.C.)
Tel: +886-2172-1000 Fax: +886-2172-1322



Read	Limit	Over	Apos	TPos	Remark	Pol/Phase	Note
Level	Line	Limit					
Factor							
dBuV	dB/m	dBuV/m	dB	cm	deg		
1	10388.00	49.36	52.03	-3.47	68.20	-18.84	134 360 Peak Vertical
2	15578.00	49.66	46.00	3.66	74.00	-24.34	200 360 Peak Vertical

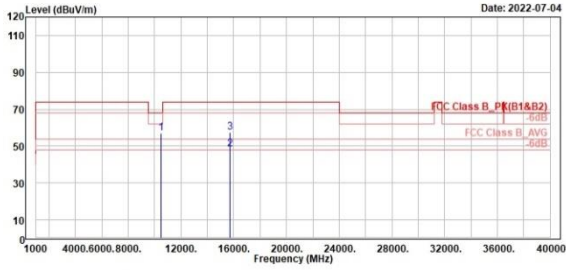
802.11ax HE40_OFDMA

CH 46 (Horizontal)

CH 46 (Vertical)



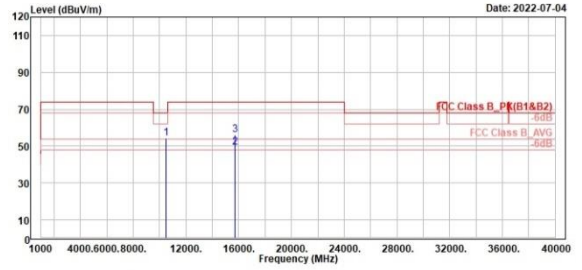
TUV Rheinland Taiwan Ltd.
No. 458-18, Sec. 2, Fenhiao, Linkou Dist., New Taipei City 244, Taiwan(R.O.C.)
Tel: +886-2172-1000 Fax: +886-2172-1322



Read	Limit	Over	APos	TPos	Remark	Pol/Phase	Note
Level	Line	Limit					
Factor							
dBuV	dB/m	dBuV/m	dB	cm	deg		
1 10460.00	57.15	60.43	-3.28	68.20	-11.05	300	70 Peak Horizontal
2 15690.00	48.51	44.58	3.93	54.00	-5.49	100	62 Average Horizontal
3 15690.00	57.36	53.43	3.93	74.00	-16.64	100	62 Peak Horizontal



TUV Rheinland Taiwan Ltd.
No. 458-18, Sec. 2, Fenhiao, Linkou Dist., New Taipei City 244, Taiwan(R.O.C.)
Tel: +886-2172-1000 Fax: +886-2172-1322



Read	Limit	Over	APos	TPos	Remark	Pol/Phase	Note
Level	Line	Limit					
Factor							
dBuV	dB/m	dBuV/m	dB	cm	deg		
1 10460.00	54.41	57.69	-3.28	68.20	-13.79	149	360 Peak Vertical
2 15690.00	49.17	45.24	3.93	54.00	-4.83	216	4 Average Vertical
3 15690.00	56.19	52.26	3.93	74.00	-17.81	216	4 Peak Vertical

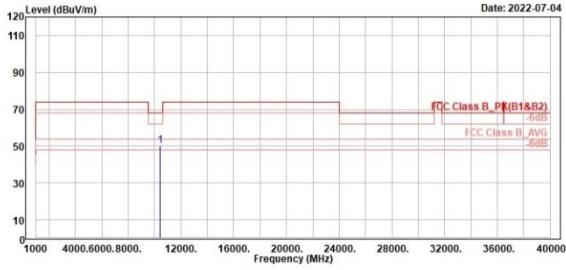
802.11ax HE80_OFDMA

CH 42 (Horizontal)

CH 42 (Vertical)



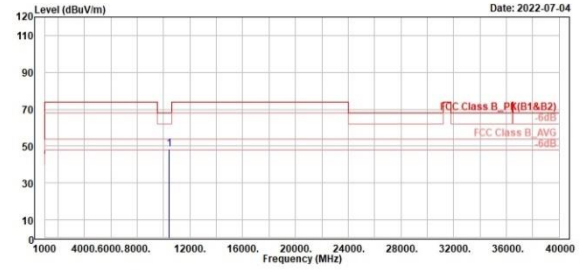
TUV Rheinland Taiwan Ltd.
No. 458-18, Sec. 2, Fenhiao, Linkou Dist., New Taipei City 244, Taiwan(R.O.C.)
Tel: +886-2172-1000 Fax: +886-2172-1322



Read	Limit	Over	Apos	TPos	Remark	Pol/Phase	Note		
Freq	Level	Factor	Line	Limit					
MHz	dBuV/m	dBuV	dB/m	dBuV/m	dB	cm	deg		
1	10420.00	50.23	53.61	-3.38	68.20	-17.97	100	283 Peak	Horizontal



TUV Rheinland Taiwan Ltd.
No. 458-18, Sec. 2, Fenhiao, Linkou Dist., New Taipei City 244, Taiwan(R.O.C.)
Tel: +886-2172-1000 Fax: +886-2172-1322



Read	Limit	Over	Apos	TPos	Remark	Pol/Phase	Note		
Freq	Level	Factor	Line	Limit					
MHz	dBuV/m	dBuV	dB/m	dBuV/m	dB	cm	deg		
1	10420.00	48.53	51.91	-3.38	68.20	-19.67	339	360 Peak	Vertical

U-NII-3

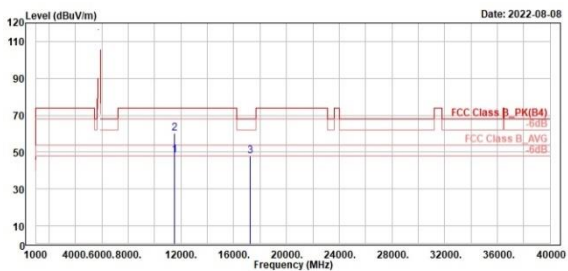
802.11a

CH 149 (Horizontal)

CH 149 (Vertical)



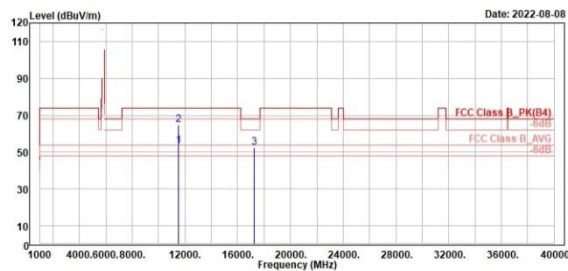
TUV Rheinland Taiwan Ltd.
No. 458-18, Sec. 2, Fenhiao, Linkou Dist., New Taipei City 244, Taiwan(R.O.C.)
Tel: +886-2172-1000 Fax: +886-2172-1322



1	2	3							
Level	Level	Level							
Factor	Factor	Factor							
Line	Line	Line							
Limit	Limit	Limit							
Over	Over	Over							
Limit	Limit	Limit							
APos	APos	APos							
TPos	TPos	TPos							
Remark	Remark	Remark							
Pol/Phase	Pol/Phase	Pol/Phase							
Note	Note	Note							
Freq	Level	Read	Limit	Over	APos	TPos	Remark	Pol/Phase	Note
MHz	dBuV/m	dBuV	dB/m	dBuV/m	dB	cm	deg		
11498.00	48.15	49.36	-1.21	54.00	-5.85	105	335 Average	Horizontal	
11498.00	60.06	61.27	-1.21	74.00	-13.94	185	335 Peak	Horizontal	
17235.00	47.70	40.97	6.73	68.20	-20.50	100	59 Peak	Horizontal	



TUV Rheinland Taiwan Ltd.
No. 458-18, Sec. 2, Fenhiao, Linkou Dist., New Taipei City 244, Taiwan(R.O.C.)
Tel: +886-2172-1000 Fax: +886-2172-1322



1	2	3							
Level	Level	Level							
Factor	Factor	Factor							
Line	Line	Line							
Limit	Limit	Limit							
Over	Over	Over							
Limit	Limit	Limit							
APos	APos	APos							
TPos	TPos	TPos							
Remark	Remark	Remark							
Pol/Phase	Pol/Phase	Pol/Phase							
Note	Note	Note							
Freq	Level	Read	Limit	Over	APos	TPos	Remark	Pol/Phase	Note
MHz	dBuV/m	dBuV	dB/m	dBuV/m	dB	cm	deg		
11498.00	53.18	54.39	-1.21	54.00	-0.82	239	357 Average	Vertical	
11498.00	65.01	66.22	-1.21	74.00	-8.99	239	357 Peak	Vertical	
17235.00	52.52	45.79	6.73	68.20	-15.68	100	88 Peak	Vertical	

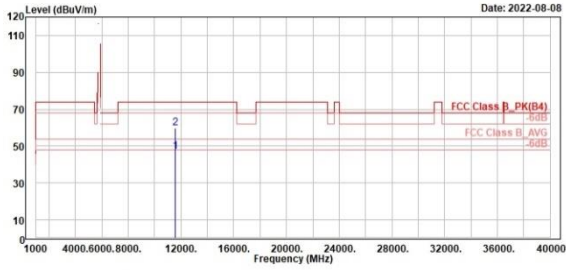
802.11a

CH 157 (Horizontal)

CH 157 (Vertical)



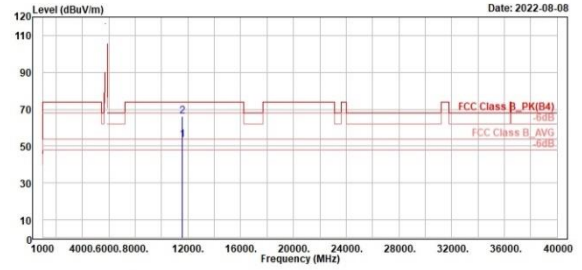
TUV Rheinland Taiwan Ltd.
No. 458-18, Sec. 2, Fenhiao, Linkou Dist., New Taipei City 244, Taiwan(R.O.C.)
Tel: +886-2172-1000 Fax: +886-2172-1322



Read	Limit	Over	Apos	TPos	Remark	Pol/Phase	Note
Level	Line	Limit					
Factor							
dB/m	dBuV/m	dB	cm	deg			
48.20	54.00	-6.84	100	338	Average	Horizontal	
60.84	74.00	-14.20	100	338	Peak	Horizontal	



TUV Rheinland Taiwan Ltd.
No. 458-18, Sec. 2, Fenhiao, Linkou Dist., New Taipei City 244, Taiwan(R.O.C.)
Tel: +886-2172-1000 Fax: +886-2172-1322



Read	Limit	Over	Apos	TPos	Remark	Pol/Phase	Note
Level	Line	Limit					
Factor							
dB/m	dBuV/m	dB	cm	deg			
54.55	54.00	-0.49	227	358	Average	VERTICAL	
67.34	74.00	-7.70	227	358	Peak	VERTICAL	

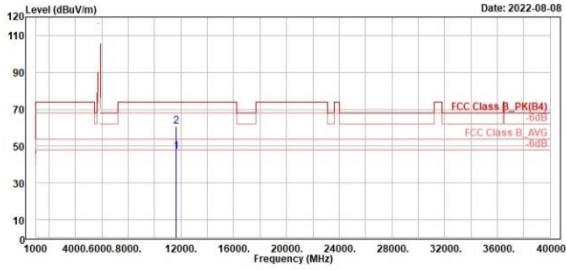
802.11a

CH 165 (Horizontal)

CH 165 (Vertical)



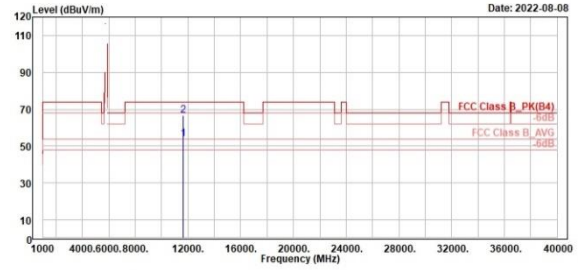
TUV Rheinland Taiwan Ltd.
No. 458-18, Sec 2, Feniiao, Linkou Dist., New Taipei City 244, Taiwan(R.O.C.)
Tel: +886-2172-1000 Fax: +886-2172-1322



	Read Level	Factor	Limit Line	Over Limit	APos	TPos	Remark	Pol/Phase	Note
1	11650.00	47.95	47.99	-0.94	54.00	-6.95	137	304 Average	HORIZONTAL
2	11650.00	66.84	61.78	-0.94	74.00	-13.16	137	304 Peak	HORIZONTAL



TUV Rheinland Taiwan Ltd.
No. 458-18, Sec 2, Feniiao, Linkou Dist., New Taipei City 244, Taiwan(R.O.C.)
Tel: +886-2172-1000 Fax: +886-2172-1322



	Read Level	Factor	Limit Line	Over Limit	APos	TPos	Remark	Pol/Phase	Note
1	11650.00	53.74	54.68	-0.94	54.00	-0.26	225	355 Average	Vertical
2	11650.00	66.64	67.58	-0.94	74.00	-7.36	225	355 Peak	Vertical

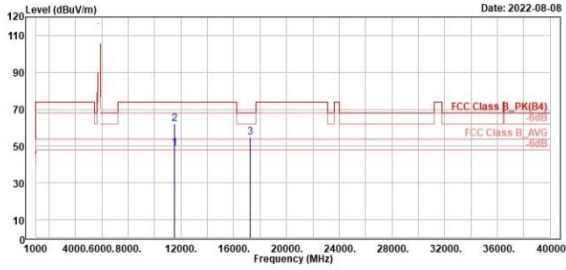
802.11ax HE20_OFDM

CH 149 (Horizontal)

CH 149 (Vertical)



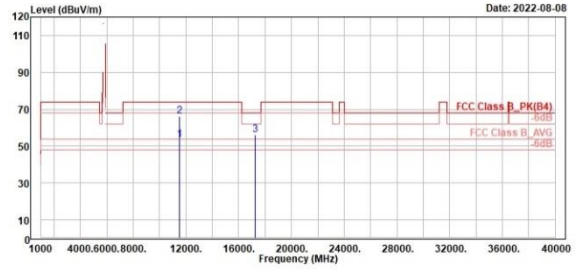
TUV Rheinland Taiwan Ltd.
No. 458-18, Sec. 2, Fenhiao, Linkou Dist., New Taipei City 244, Taiwan(R.O.C.)
Tel: +886-2172-1000 Fax: +886-2172-1322



Read	Limit	Over	APos	TPos	Remark	Pol/Phase	Note
Level	Line	Limit					
Factor							
dB/m	dB/m	dB	cm	deg			
1 11498.00	48.83	50.04	-1.21	54.00	-5.17	100	334 Average Horizontal
2 11498.00	61.98	63.19	-1.21	74.00	-12.02	100	334 Peak Horizontal
3 17235.00	54.90	48.17	6.73	68.20	-13.30	100	128 Peak Horizontal



TUV Rheinland Taiwan Ltd.
No. 458-18, Sec. 2, Fenhiao, Linkou Dist., New Taipei City 244, Taiwan(R.O.C.)
Tel: +886-2172-1000 Fax: +886-2172-1322



Read	Limit	Over	APos	TPos	Remark	Pol/Phase	Note
Level	Line	Limit					
Factor							
dB/m	dB/m	dB	cm	deg			
1 11498.00	53.33	54.54	-1.21	54.00	-0.67	230	354 Average Vertical
2 11498.00	65.95	67.16	-1.21	74.00	-8.05	230	354 Peak Vertical
3 17235.00	55.97	49.24	6.73	68.20	-12.23	202	251 Peak Vertical

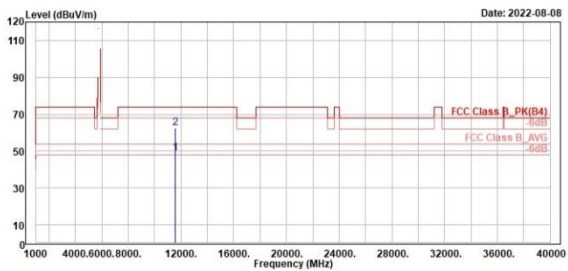
802.11ax HE20_OFDM

CH 157 (Horizontal)

CH 157 (Vertical)



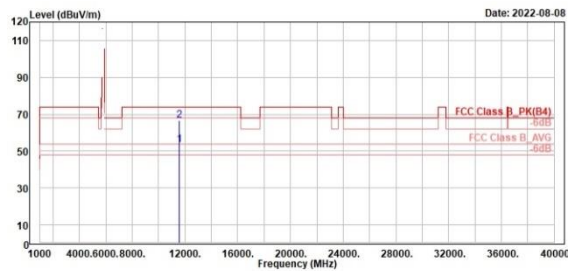
TUV Rheinland Taiwan Ltd.
No. 458-18, Sec. 2, Fenhiao, Linkou Dist., New Taipei City 244, Taiwan(R.O.C.)
Tel: +886-2172-1000 Fax: +886-2172-1322



Read	Limit	Over	APos	TPos	Remark	Pol/Phase	Note
Level	Line	Limit					
Factor							
dB/m	dBuV/m	dB	cm	deg			
48.94	54.00	-5.06	100	334	Average	Horizontal	
62.47	74.00	-11.53	100	334	Peak	Horizontal	



TUV Rheinland Taiwan Ltd.
No. 458-18, Sec. 2, Fenhiao, Linkou Dist., New Taipei City 244, Taiwan(R.O.C.)
Tel: +886-2172-1000 Fax: +886-2172-1322



Read	Limit	Over	APos	TPos	Remark	Pol/Phase	Note
Level	Line	Limit					
Factor							
dB/m	dBuV/m	dB	cm	deg			
53.41	54.00	-0.59	237	358	Average	Vertical	
66.59	74.00	-7.41	237	358	Peak	Vertical	

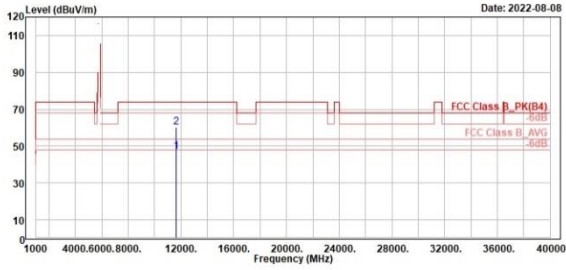
802.11ax HE20_OFDM

CH 165 (Horizontal)

CH 165 (Vertical)



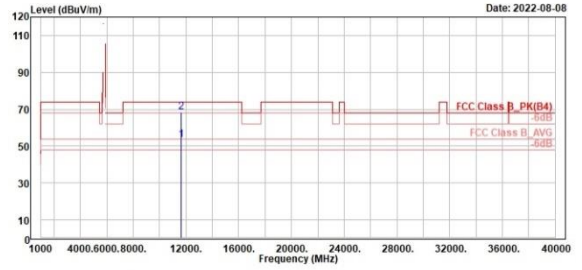
TUV Rheinland Taiwan Ltd.
No. 458-18, Sec. 2, Fenhiao, Linkou Dist., New Taipei City 244, Taiwan(R.O.C.)
Tel: +886-2172-1000 Fax: +886-2172-1322



	Read	Limit	Over	APos	TPos	Remark	Pol/Phase	Note
1	Level	Line	Limit	dB	cm	deg		
2	Level	Line	Limit	dB	cm	deg		
1	46.84	54.00	-7.16	100	293	Average	Horizontal	
2	61.38	74.00	-13.56	100	293	Peak	Horizontal	



TUV Rheinland Taiwan Ltd.
No. 458-18, Sec. 2, Fenhiao, Linkou Dist., New Taipei City 244, Taiwan(R.O.C.)
Tel: +886-2172-1000 Fax: +886-2172-1322



	Read	Limit	Over	APos	TPos	Remark	Pol/Phase	Note
1	Level	Line	Limit	dB	cm	deg		
2	Level	Line	Limit	dB	cm	deg		
1	53.27	54.00	-0.73	230	355	Average	Vertical	
2	68.22	74.00	-5.78	230	355	Peak	Vertical	

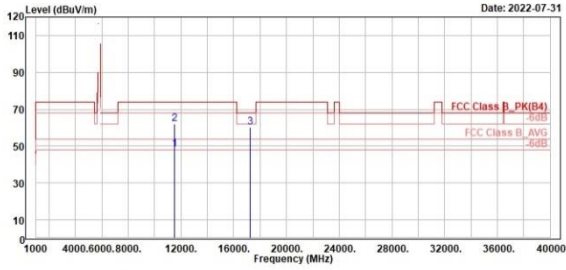
802.11ax HE40_OFDM

CH 151 (Horizontal)

CH 151 (Vertical)



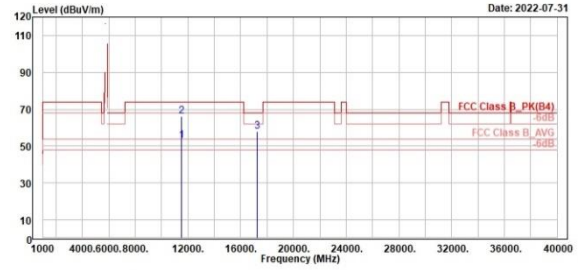
TUV Rheinland Taiwan Ltd.
No. 458-18, Sec. 2, Fenhiao, Linkou Dist., New Taipei City 244, Taiwan(R.O.C.)
Tel: +886-2172-1000 Fax: +886-2172-1322



Read	Limit	Over	APos	TPos	Remark	Pol/Phase	Note
Level	Line	Limit					
Factor							
dB/m	dB/m	dB	cm	deg			
1 11510.00	48.19	49.33	-1.14	54.00	-5.81	100	329 Average Horizontal
2 11510.00	61.84	62.98	-1.14	74.00	-12.16	100	329 Peak Horizontal
3 17265.00	60.05	53.24	6.81	68.20	-8.15	128	360 Peak Horizontal



TUV Rheinland Taiwan Ltd.
No. 458-18, Sec. 2, Fenhiao, Linkou Dist., New Taipei City 244, Taiwan(R.O.C.)
Tel: +886-2172-1000 Fax: +886-2172-1322



Read	Limit	Over	APos	TPos	Remark	Pol/Phase	Note
Level	Line	Limit					
Factor							
dB/m	dB/m	dB	cm	deg			
1 11510.00	52.92	54.06	-1.14	54.00	-1.08	257	354 Average Vertical
2 11510.00	66.23	67.37	-1.14	74.00	-7.77	257	354 Peak Vertical
3 17265.00	57.94	51.13	6.81	68.20	-10.26	100	5 Peak Vertical

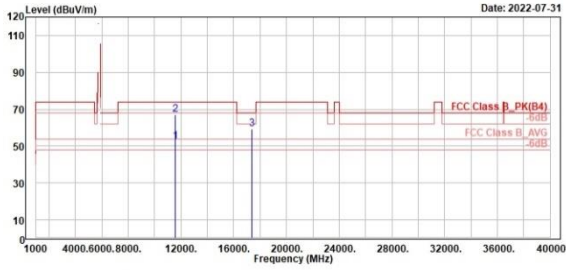
802.11ax HE40_OFDM

CH 159 (Horizontal)

CH 159 (Vertical)



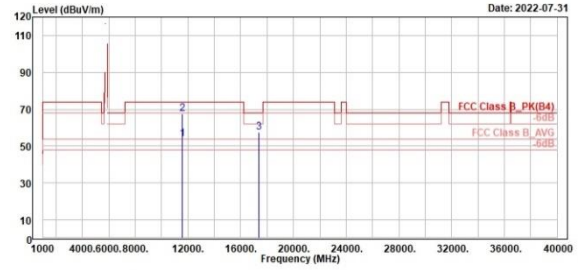
TUV Rheinland Taiwan Ltd.
No. 458-18, Sec. 2, Fenliao, Linkou Dist., New Taipei City 244, Taiwan(R.O.C.)
Tel: +886-2172-1000 Fax: +886-2172-1322



Read	Limit	Over	APos	TPos	Remark	Pol/Phase	Note
Level	Line	Limit					
Factor							
dBuV	dB/m	dBuV/m	dB	cm	deg		
52.40	-1.00	54.00	-1.60	200	302 Average	Horizontal	
67.22	-1.00	74.00	-6.78	200	302 Peak	Horizontal	
59.29	6.92	68.20	-8.91	134	360 Peak	Horizontal	



TUV Rheinland Taiwan Ltd.
No. 458-18, Sec. 2, Fenliao, Linkou Dist., New Taipei City 244, Taiwan(R.O.C.)
Tel: +886-2172-1000 Fax: +886-2172-1322



Read	Limit	Over	APos	TPos	Remark	Pol/Phase	Note
Level	Line	Limit					
Factor							
dBuV	dB/m	dBuV/m	dB	cm	deg		
53.70	-1.00	54.00	-0.30	231	354 Average	Vertical	
67.57	-1.00	74.00	-6.43	231	354 Peak	Vertical	
57.36	6.92	68.20	-10.84	100	16 Peak	Vertical	

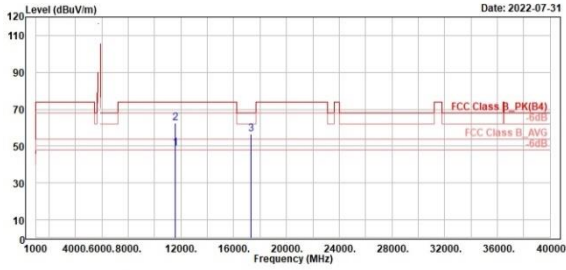
802.11ax HE80_OFDM

CH 155 (Horizontal)

CH 155 (Vertical)



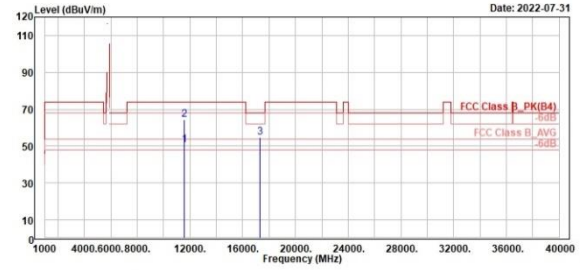
TUV Rheinland Taiwan Ltd.
No. 458-18, Sec. 2, Fenhiao, Linkou Dist., New Taipei City 244, Taiwan(R.O.C.)
Tel: +886-2172-1000 Fax: +886-2172-1322



Read	Limit	Over	APos	TPos	Remark	Pol/Phase	Note
Level	Line	Limit					
Factor							
dBuV	dB/m	dBuV/m	dB	cm	deg		
1 11558.00	48.94	50.01	-1.07	54.00	-5.06	200	304 Average Horizontal
2 11558.00	62.72	63.79	-1.07	74.00	-11.28	200	304 Peak Horizontal
3 17325.00	56.63	49.73	6.90	68.20	-11.57	133	360 Peak Horizontal



TUV Rheinland Taiwan Ltd.
No. 458-18, Sec. 2, Fenhiao, Linkou Dist., New Taipei City 244, Taiwan(R.O.C.)
Tel: +886-2172-1000 Fax: +886-2172-1322



Read	Limit	Over	APos	TPos	Remark	Pol/Phase	Note
Level	Line	Limit					
Factor							
dBuV	dB/m	dBuV/m	dB	cm	deg		
1 11558.00	50.74	51.81	-1.07	54.00	-3.26	251	354 Average Vertical
2 11558.00	64.26	65.33	-1.07	74.00	-9.74	251	354 Peak Vertical
3 17325.00	54.85	47.95	6.90	68.20	-13.35	300	335 Peak Vertical

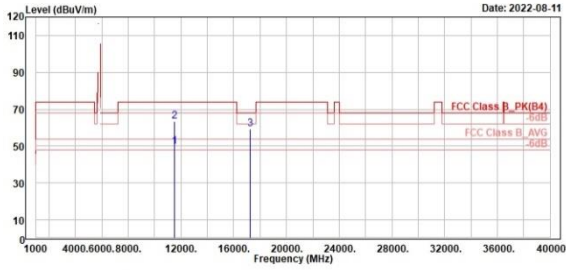
802.11ax HE20_OFDMA

CH 149 (Horizontal)

CH 149 (Vertical)



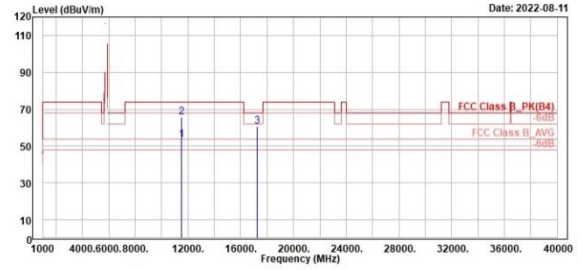
TUV Rheinland Taiwan Ltd.
No. 458-18, Sec. 2, Fenhiao, Linkou Dist., New Taipei City 244, Taiwan(R.O.C.)
Tel: +886-2172-1000 Fax: +886-2172-1322



Read	Limit	Over	APos	TPos	Remark	Pol/Phase	Note
Level	Line	Limit					
Factor							
dBuV	dB/m	dBuV/m	dB	cm	deg		
1 11490.00	49.92	51.13	-1.21	54.00	-4.08	310	357 Average Horizontal
2 11490.00	63.42	64.63	-1.21	74.00	-10.58	310	357 Peak Horizontal
3 17235.00	59.43	52.70	6.73	68.20	-8.77	300	351 Peak Horizontal



TUV Rheinland Taiwan Ltd.
No. 458-18, Sec. 2, Fenhiao, Linkou Dist., New Taipei City 244, Taiwan(R.O.C.)
Tel: +886-2172-1000 Fax: +886-2172-1322



Read	Limit	Over	APos	TPos	Remark	Pol/Phase	Note
Level	Line	Limit					
Factor							
dBuV	dB/m	dBuV/m	dB	cm	deg		
1 11490.00	53.35	54.56	-1.21	54.00	-0.65	230	353 Average Vertical
2 11490.00	65.71	66.92	-1.21	74.00	-8.29	230	353 Peak Vertical
3 17235.00	60.56	53.83	6.73	68.20	-7.64	400	360 Peak Vertical

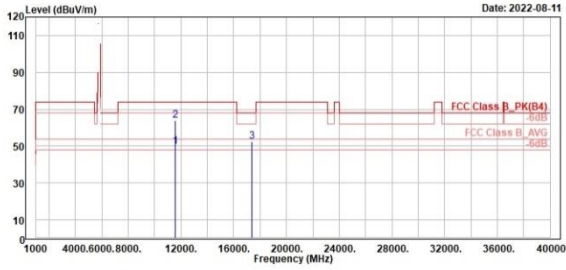
802.11ax HE20_OFDMA

CH 157 (Horizontal)

CH 157 (Vertical)



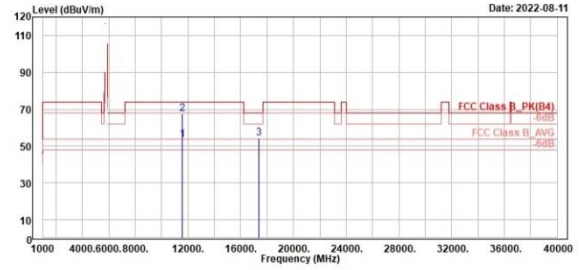
TUV Rheinland Taiwan Ltd.
No. 458-18, Sec. 2, Fenhiao, Linkou Dist., New Taipei City 244, Taiwan(R.O.C.)
Tel: +886-2172-1000 Fax: +886-2172-1322



Freq	Level	Read Level	Factor	Limit Line	Over Limit	APos	TPos	Remark	Pol/Phase	Note
MHz	dBuV/m	dBuV	dB/m	dBuV/m	dB	cm	deg			
1 11578.00	49.81	50.85	-1.04	54.00	-4.19	320	357	Average	Horizontal	
2 11578.00	63.76	64.80	-1.04	74.00	-10.24	320	357	Peak	Horizontal	
3 17355.00	52.43	45.52	6.91	68.20	-15.77	100	265	Peak	Horizontal	



TUV Rheinland Taiwan Ltd.
No. 458-18, Sec. 2, Fenhiao, Linkou Dist., New Taipei City 244, Taiwan(R.O.C.)
Tel: +886-2172-1000 Fax: +886-2172-1322



Freq	Level	Read Level	Factor	Limit Line	Over Limit	APos	TPos	Remark	Pol/Phase	Note
MHz	dBuV/m	dBuV	dB/m	dBuV/m	dB	cm	deg			
1 11578.00	53.61	54.65	-1.04	54.00	-0.39	228	355	Average	Vertical	
2 11578.00	67.71	68.75	-1.04	74.00	-6.29	228	355	Peak	Vertical	
3 17355.00	54.20	47.29	6.91	68.20	-14.00	400	3	Peak	Vertical	

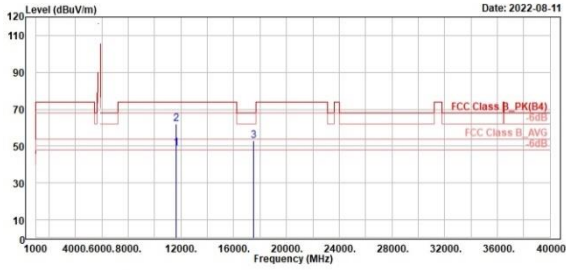
802.11ax HE20_OFDMA

CH 165 (Horizontal)

CH 165 (Vertical)



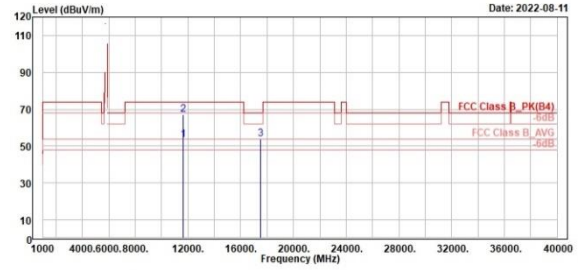
TUV Rheinland Taiwan Ltd.
No. 458-18, Sec. 2, Fenhiao, Linkou Dist., New Taipei City 244, Taiwan(R.O.C.)
Tel: +886-2172-1000 Fax: +886-2172-1322



Read	Limit	Over	APos	TPos	Remark	Pol/Phase	Note
Level	Line	Limit					
Factor							
dBuV	dB/m	dBuV/m	dB	cm	deg		
1 11650.00	48.84	49.78	-0.94	54.00	-5.16	200	327 Average Horizontal
2 11650.00	62.19	63.13	-0.94	74.00	-11.81	200	327 Peak Horizontal
3 17475.00	52.99	46.04	6.95	68.20	-15.21	100	302 Peak Horizontal



TUV Rheinland Taiwan Ltd.
No. 458-18, Sec. 2, Fenhiao, Linkou Dist., New Taipei City 244, Taiwan(R.O.C.)
Tel: +886-2172-1000 Fax: +886-2172-1322



Read	Limit	Over	APos	TPos	Remark	Pol/Phase	Note
Level	Line	Limit					
Factor							
dBuV	dB/m	dBuV/m	dB	cm	deg		
1 11650.00	53.56	54.50	-0.94	54.00	-0.44	230	356 Average Vertical
2 11650.00	67.09	68.03	-0.94	74.00	-6.91	230	356 Peak Vertical
3 17475.00	53.71	46.76	6.95	68.20	-14.49	302	360 Peak Vertical

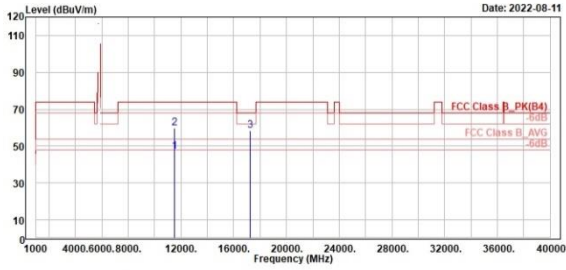
802.11ax HE40_OFDMA

CH 151 (Horizontal)

CH 151 (Vertical)



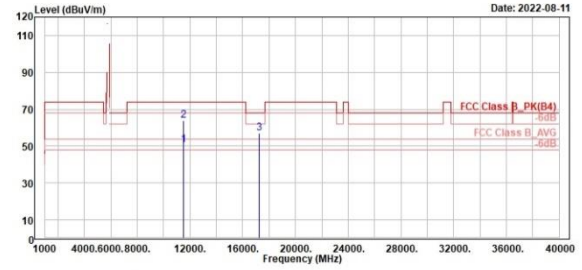
TUV Rheinland Taiwan Ltd.
No. 458-18, Sec 2, Fenliao, Linkou Dist., New Taipei City 244, Taiwan(R.O.C.)
Tel: +886-2172-1000 Fax: +886-2172-1322



Read	Limit	Over	APos	TPos	Remark	Pol/Phase	Note				
Level	Line	Limit									
Factor											
dBuV	dB/m	dBuV/m	cm	deg							
1	11510.00	46.95	48.09	-1.14	54.00	-7.05	325	360	Average	Horizontal	
2	11510.00	59.77	60.91	-1.14	74.00	-14.23	325	360	Peak	Horizontal	
3	17265.00	58.53	51.72	6.81	68.20	-9.67	100	296	Peak	Horizontal	



TUV Rheinland Taiwan Ltd.
No. 458-18, Sec 2, Fenliao, Linkou Dist., New Taipei City 244, Taiwan(R.O.C.)
Tel: +886-2172-1000 Fax: +886-2172-1322



Read	Limit	Over	APos	TPos	Remark	Pol/Phase	Note				
Level	Line	Limit									
Factor											
dBuV	dB/m	dBuV/m	cm	deg							
1	11510.00	50.85	51.99	-1.14	54.00	-3.15	229	358	Average	Vertical	
2	11510.00	63.71	64.85	-1.14	74.00	-10.29	229	358	Peak	Vertical	
3	17265.00	57.07	50.26	6.81	68.20	-11.13	371	360	Peak	Vertical	

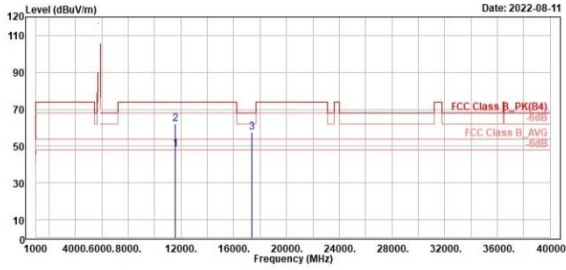
802.11ax HE40_OFDMA

CH 159 (Horizontal)

CH 159 (Vertical)



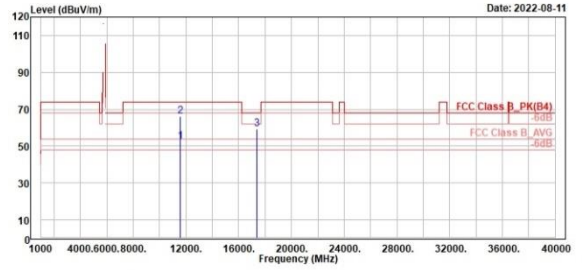
TUV Rheinland Taiwan Ltd.
No. 458-18, Sec. 2, Fenhiao, Linkou Dist., New Taipei City 244, Taiwan(R.O.C.)
Tel: +886-2172-1000 Fax: +886-2172-1322



Read	Limit	Over	APos	TPos	Remark	Pol/Phase	Note
Level	Line	Limit					
Factor							
dBuV	dB/m	dBuV/m	dB	cm	deg		
1 11598.00	48.22	49.22	-1.00	54.00	-5.78	112	298 Average Horizontal
2 11598.00	62.02	63.02	-1.00	74.00	-11.98	112	298 Peak Horizontal
3 17385.00	57.69	50.77	6.92	68.20	-10.51	100	300 Peak Horizontal



TUV Rheinland Taiwan Ltd.
No. 458-18, Sec. 2, Fenhiao, Linkou Dist., New Taipei City 244, Taiwan(R.O.C.)
Tel: +886-2172-1000 Fax: +886-2172-1322



Read	Limit	Over	APos	TPos	Remark	Pol/Phase	Note
Level	Line	Limit					
Factor							
dBuV	dB/m	dBuV/m	dB	cm	deg		
1 11598.00	52.36	53.36	-1.00	54.00	-1.64	232	355 Average Vertical
2 11598.00	66.20	67.20	-1.00	74.00	-7.80	232	355 Peak Vertical
3 17385.00	59.24	52.32	6.92	68.20	-8.96	387	360 Peak Vertical

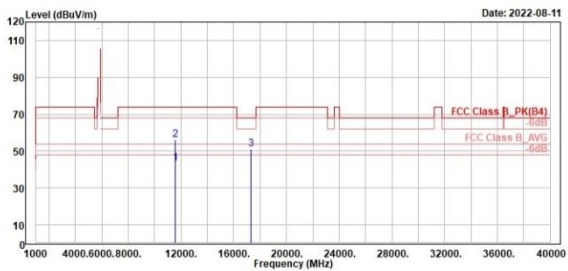
802.11ax HE80_OFDMA

CH 155 (Horizontal)

CH 155 (Vertical)



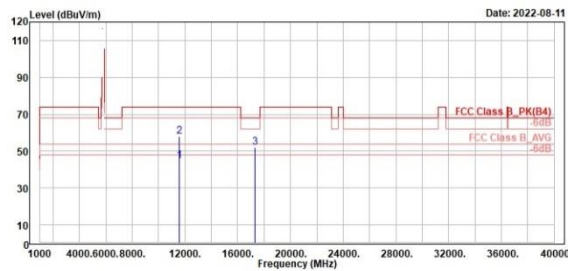
TUV Rheinland Taiwan Ltd.
No. 458-18, Sec. 2, Fenhiao, Linkou Dist., New Taipei City 244, Taiwan(R.O.C.)
Tel: +886-2172-1000 Fax: +886-2172-1322



Read	Limit	Over	APos	TPos	Remark	Pol/Phase	Note
Level	Line	Limit					
Factor							
dBuV	dB/m	dBuV/m	cm	deg			
1 11550.00	43.37	44.44	-1.07	54.00	-10.63	292	337 Average Horizontal
2 11550.00	56.31	57.38	-1.07	74.00	-17.69	292	337 Peak Horizontal
3 17325.00	51.16	44.26	6.90	68.20	-17.04	100	301 Peak Horizontal



TUV Rheinland Taiwan Ltd.
No. 458-18, Sec. 2, Fenhiao, Linkou Dist., New Taipei City 244, Taiwan(R.O.C.)
Tel: +886-2172-1000 Fax: +886-2172-1322



Read	Limit	Over	APos	TPos	Remark	Pol/Phase	Note
Level	Line	Limit					
Factor							
dBuV	dB/m	dBuV/m	cm	deg			
1 11550.00	44.64	45.71	-1.07	54.00	-9.36	275	350 Average Vertical
2 11550.00	57.73	58.80	-1.07	74.00	-16.27	275	350 Peak Vertical
3 17325.00	52.04	45.14	6.90	68.20	-16.16	381	360 Peak Vertical

Spurious Emissions, Tx Mode, 30MHz ~ 1GHz

U-NII-1

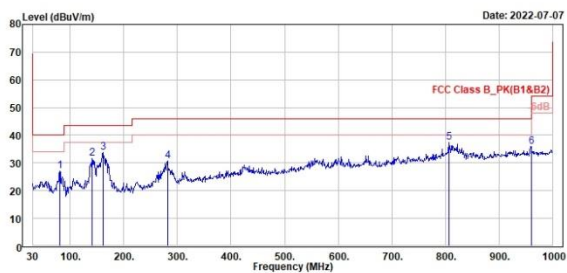
802.11ax HE20_OFDMA

CH 40 (Horizontal)

CH 40 (Vertical)



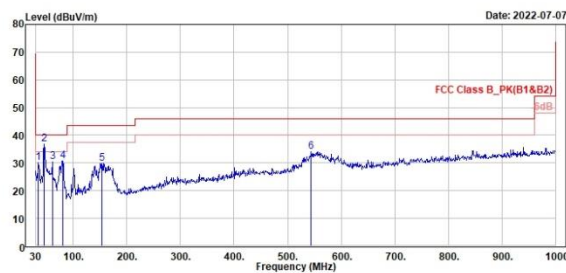
TUV Rheinland Taiwan Ltd.
No. 458-18, Sec 2, Penliao, Linkou Dist., New Taipei City 244, Taiwan(R.O.C.)
Tel: +886-2172-1000 Fax: +886-2172-1322



Freq	Level	Read	Limit	Over	Apos	TPos	Remark	Pol/Phase	Note	
MHz	dBuV/m	dBuV	dB/m	dBuV/m	dB	cm	deg			
1	80.44	27.21	37.68	-10.47	40.00	-12.79	400	160	QP	Horizontal
2	140.58	31.66	37.98	-6.32	43.50	-11.84	200	87	QP	Horizontal
3	169.95	33.85	39.80	-5.95	43.50	-9.65	200	235	QP	Horizontal
4	281.23	30.57	35.87	-5.30	46.00	-15.43	100	81	QP	Horizontal
5	806.97	37.30	34.29	3.01	46.00	-8.70	100	340	QP	Horizontal
6	950.23	35.81	30.09	5.72	54.00	-18.19	300	25	QP	Horizontal



TUV Rheinland Taiwan Ltd.
No. 458-18, Sec 2, Penliao, Linkou Dist., New Taipei City 244, Taiwan(R.O.C.)
Tel: +886-2172-1000 Fax: +886-2172-1322



Freq	Level	Read	Limit	Over	Apos	TPos	Remark	Pol/Phase	Note	
MHz	dBuV/m	dBuV	dB/m	dBuV/m	dB	cm	deg			
1	34.85	30.16	37.20	-7.04	40.00	-9.84	100	225	QP	Vertical
2	45.52	36.74	42.72	-5.98	40.00	-3.26	100	350	QP	Vertical
3	61.04	30.34	37.51	-7.17	40.00	-9.66	165	360	QP	Vertical
4	80.44	30.74	41.21	-10.47	40.00	-9.26	100	246	QP	Vertical
5	153.19	29.89	36.00	-6.11	43.50	-13.61	400	73	QP	Vertical
6	544.10	34.04	34.95	-0.91	46.00	-11.96	100	360	QP	Vertical

Spurious Emissions, Tx Mode, 9kHz ~ 30MHz

U-NII-1

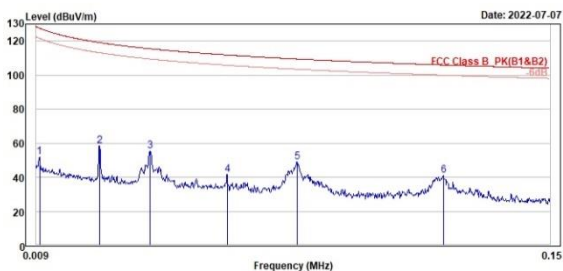
802.11ax HE20_OFDMA

CH 40 (9kHz ~ 150kHz)

CH 40 (150kHz ~ 30MHz)



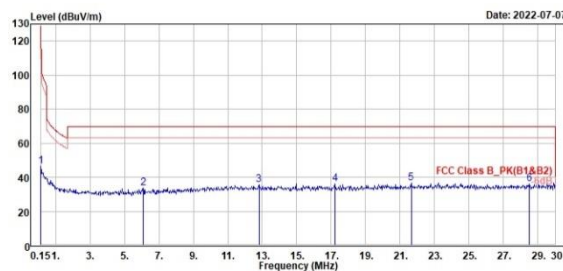
TÜV Rheinland Taiwan Ltd.
No. 458-18, Sec. 2, Fenhiao, Linkou Dist., New Taipei City 244, Taiwan(R.O.C.)
Tel: +886-2172-1000 Fax: +886-2172-1322



1	2	3	4	5	6
0.01	0.03	0.04	0.06	0.08	0.12
51.87	58.53	55.17	41.67	48.90	41.18
34.16	39.34	35.76	22.61	30.26	22.81
17.71	19.19	19.41	19.06	18.64	18.29
127.60	119.13	115.49	111.82	109.47	105.97
-75.73	-60.60	-60.32	-70.15	-60.57	-64.87
100	100	100	100	100	100
34	200	167	359	167	174
QP	QP	QP	QP	QP	QP
Open	Open	Open	Open	Open	Open

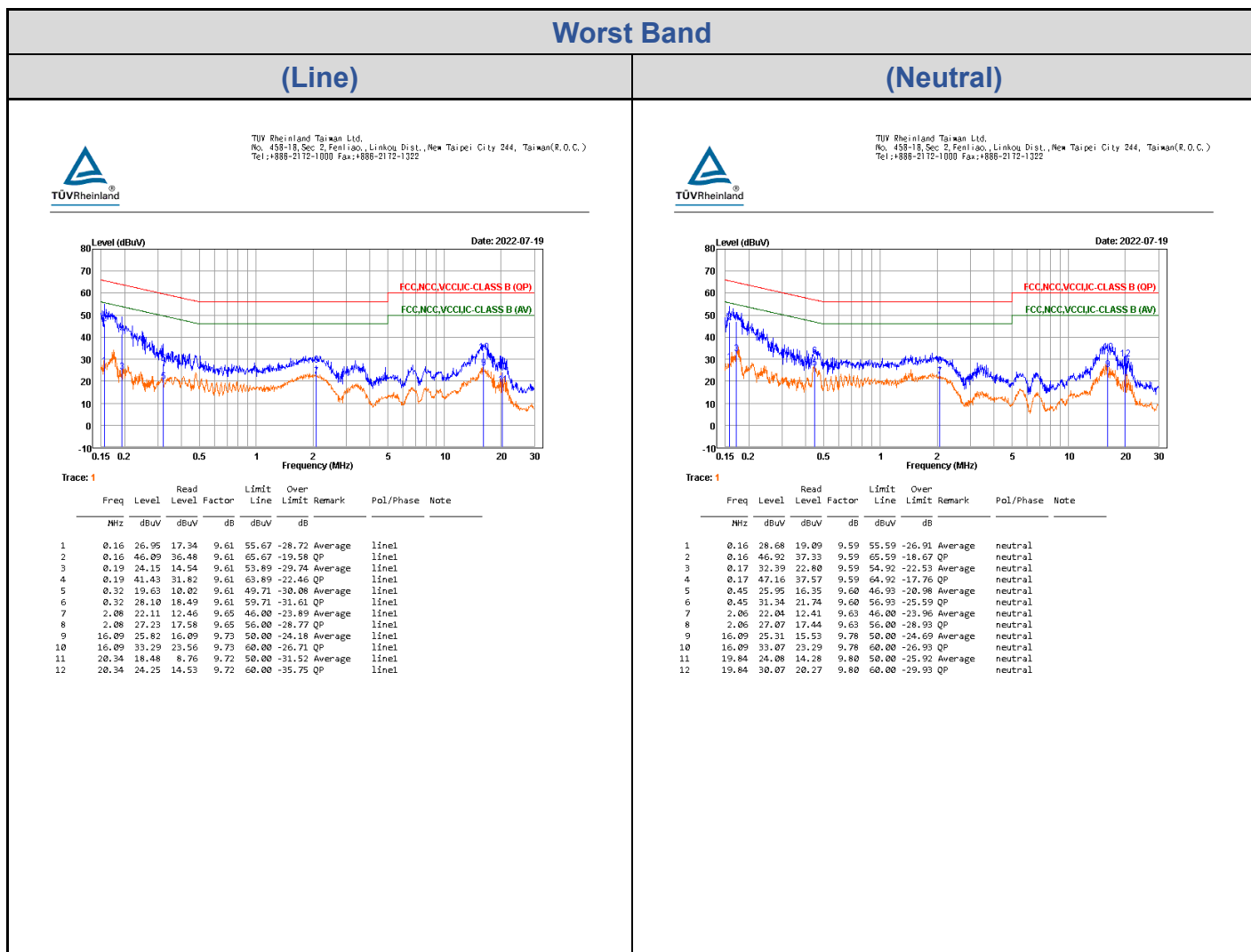


TÜV Rheinland Taiwan Ltd.
No. 458-18, Sec. 2, Fenhiao, Linkou Dist., New Taipei City 244, Taiwan(R.O.C.)
Tel: +886-2172-1000 Fax: +886-2172-1322



1	2	3	4	5	6
0.15	6.09	12.81	17.22	21.64	28.51
46.39	33.70	35.65	35.85	36.33	36.29
27.99	13.88	13.95	13.85	14.06	13.70
18.40	19.82	21.70	22.00	22.27	22.59
104.00	69.50	69.50	69.50	69.50	69.50
-57.69	-35.80	-33.85	-33.65	-33.17	-33.21
100	100	100	100	100	100
291	286	149	304	114	33
QP	QP	QP	QP	QP	QP
Open	Open	Open	Open	Open	Open

Mains Conducted Emission, (150kHz ~ 30MHz)



<POE Mode>
Band Edges, 4.5GHz ~ 5.15GHz
U-NII-1

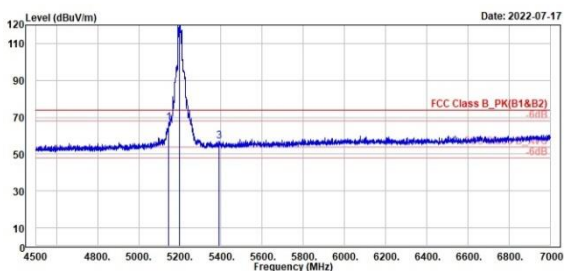
802.11ax HE20_OFDMA

CH 40 (Horizontal) Peak

CH 40 (Vertical) Peak



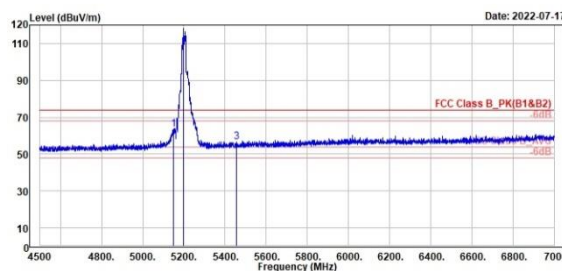
TUV Rheinland Taiwan Ltd.
No. 458-18, Sec 2, Feniiao, Linkou Dist., New Taipei City 244, Taiwan(R.O.C.)
Tel: +886-2172-1000 Fax: +886-2172-1322



Peak	Freq (MHz)	Level (dBuV/m)	Read Level (dBuV)	Level Factor (dB/m)	Limit Line (dB)	Over Limit (dB)	APos (cm)	TPos (deg)	Remark	Pol/Phase	Note
1	5146.50	66.87	24.00	42.87	74.00	-7.13	193	63	Peak	Horizontal	
2 *	5200.00	122.77	79.73	43.04	74.00	48.77	193	63	Peak	Horizontal	
3	5391.00	57.16	14.00	43.16	74.00	-16.84	193	63	Peak	Horizontal	



TUV Rheinland Taiwan Ltd.
No. 458-18, Sec 2, Feniiao, Linkou Dist., New Taipei City 244, Taiwan(R.O.C.)
Tel: +886-2172-1000 Fax: +886-2172-1322



Peak	Freq (MHz)	Level (dBuV/m)	Read Level (dBuV)	Level Factor (dB/m)	Limit Line (dB)	Over Limit (dB)	APos (cm)	TPos (deg)	Remark	Pol/Phase	Note
1	5146.50	63.25	20.36	42.89	74.00	-10.75	307	14	Peak	Vertical	
2 *	5200.00	118.07	75.03	43.04	74.00	44.07	307	14	Peak	Vertical	
3	5455.50	56.55	13.29	43.26	74.00	-17.45	307	14	Peak	Vertical	

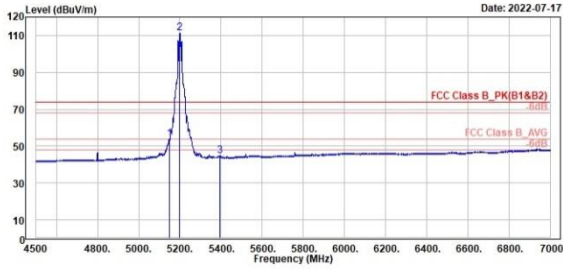
802.11ax HE20_OFDMA

CH 40 (Horizontal) Average

CH 40 (Vertical) Average



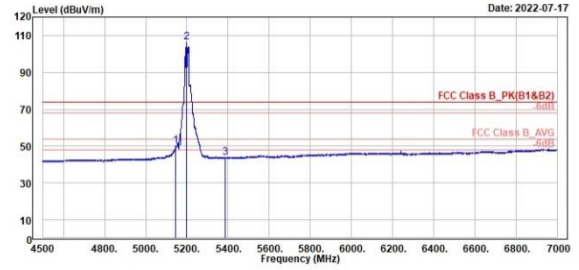
TUV Rheinland Taiwan Ltd.
No. 458-18, Sec. 2, Fenhiao, Linkou Dist., New Taipei City 244, Taiwan(R.O.C.)
Tel: +886-2172-1000 Fax: +886-2172-1322



Read	Limit	Over	APos	TPos	Remark	Pol/Phase	Note
Level	Line	Limit					
Factor							
dB/m	dB/m	dB	cm	deg			
53.65	42.89	74.00	-20.35	193	63 Average	Horizontal	
111.18	43.04	74.00	37.18	193	63 Average	Horizontal	
44.85	43.17	74.00	-29.15	193	63 Average	Horizontal	



TUV Rheinland Taiwan Ltd.
No. 458-18, Sec. 2, Fenhiao, Linkou Dist., New Taipei City 244, Taiwan(R.O.C.)
Tel: +886-2172-1000 Fax: +886-2172-1322



Read	Limit	Over	APos	TPos	Remark	Pol/Phase	Note
Level	Line	Limit					
Factor							
dB/m	dB/m	dB	cm	deg			
49.98	42.87	74.00	-24.02	307	14 Average	Vertical	
106.16	43.04	74.00	32.16	307	14 Average	Vertical	
44.03	43.15	74.00	-29.97	307	14 Average	Vertical	