

Appendix B: Test Results of Radiation Spurious Emissions & Mains

Conducted Emission

<Adapter Mode>

Band Edges, 4.5GHz ~ 5.15GHz

U-NII-1

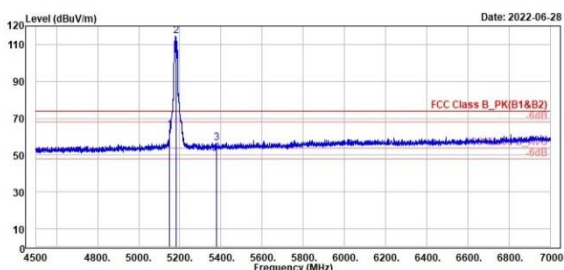
802.11a

CH 36 (Horizontal) Peak

CH 36 (Vertical) Peak



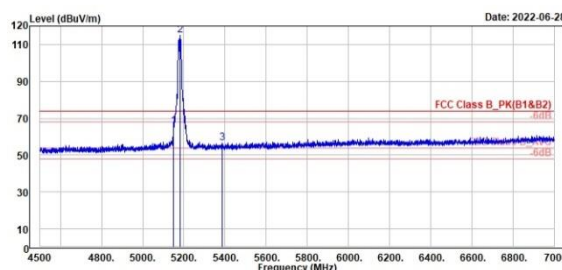
TUV Rheinland Taiwan Ltd.
No. 458-18, Sec 2, Fenliao, Linkou Dist., New Taipei City 244, Taiwan(R.O.C.)
Tel: +886-2172-1000 Fax: +886-2172-1322



Read	Limit	Over	Apos	TPos	Remark	Pol/Phase	Note			
Level	Line	Limit								
Factor										
dBuV	dB/m	dBuV/m	dB	cm	deg					
1	5150.00	63.50	20.50	42.90	74.00	-10.50	329	17 Peak	HORIZONTAL	
2 *	5180.00	114.39	71.41	42.98	74.00	40.39	329	17 Peak	HORIZONTAL	
3	5380.00	56.74	13.63	43.11	74.00	-17.26	329	17 Peak	HORIZONTAL	



TUV Rheinland Taiwan Ltd.
No. 458-18, Sec 2, Fenliao, Linkou Dist., New Taipei City 244, Taiwan(R.O.C.)
Tel: +886-2172-1000 Fax: +886-2172-1322



Read	Limit	Over	Apos	TPos	Remark	Pol/Phase	Note			
Level	Line	Limit								
Factor										
dBuV	dB/m	dBuV/m	dB	cm	deg					
1	5149.50	65.57	22.67	42.90	74.00	-8.43	100	53 Peak	Vertical	
2 *	5180.00	114.91	71.93	42.98	74.00	40.91	100	53 Peak	Vertical	
3	5385.00	56.77	13.63	43.14	74.00	-17.23	100	53 Peak	Vertical	

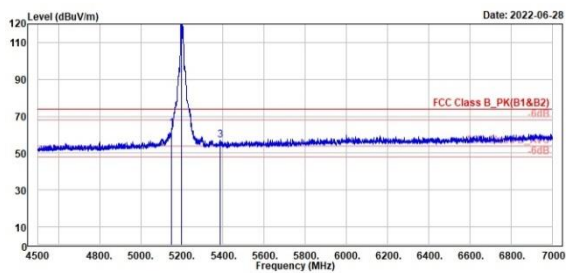
802.11a

CH 40 (Horizontal) Peak

CH 40 (Vertical) Peak



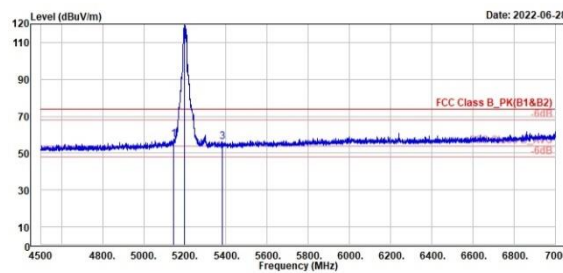
TUV Rheinland Taiwan Ltd.
No. 458-18, Sec. 2, Fenhiao, Linkou Dist., New Taipei City 244, Taiwan(R.O.C.)
Tel: +886-2172-1000 Fax: +886-2172-1322



	Read	Limit	Over	APos	TPos	Remark	Pol/Phase	Note	
1	5150.00	63.20	20.30	42.90	74.00	-10.80	100	65 Peak	Horizontal
2 *	5200.00	120.78	77.74	43.04	74.00	46.78	100	65 Peak	Horizontal
3	5388.00	57.13	13.98	43.15	74.00	-16.87	100	65 Peak	Horizontal



TUV Rheinland Taiwan Ltd.
No. 458-18, Sec. 2, Fenhiao, Linkou Dist., New Taipei City 244, Taiwan(R.O.C.)
Tel: +886-2172-1000 Fax: +886-2172-1322



	Read	Limit	Over	APos	TPos	Remark	Pol/Phase	Note	
1	5145.50	57.64	14.78	42.86	74.00	-16.36	295	18 Peak	Vertical
2 *	5200.00	120.35	77.31	43.04	74.00	46.35	295	18 Peak <th>Vertical</th>	Vertical
3	5384.00	56.14	13.00	43.14	74.00	-17.86	295	18 Peak <th>Vertical</th>	Vertical

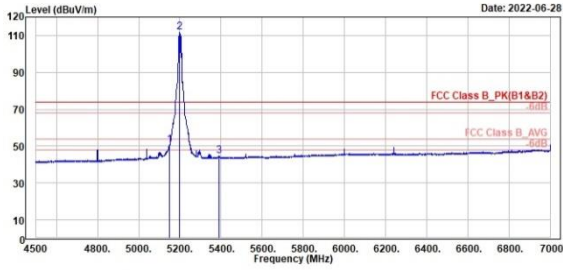
802.11a

CH 40 (Horizontal) Average

CH 40 (Vertical) Average



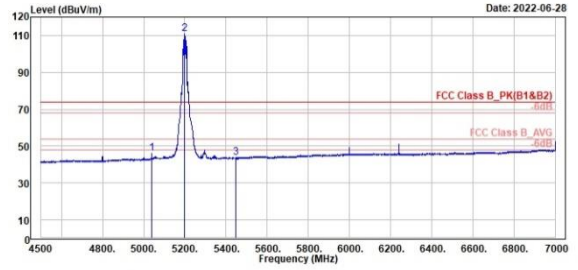
TUV Rheinland Taiwan Ltd.
No. 458-18, Sec. 2, Fenhiao, Linkou Dist., New Taipei City 244, Taiwan(R.O.C.)
Tel: +886-2172-1000 Fax: +886-2172-1322



Read	Limit	Over	APos	TPos	Remark	Pol/Phase	Note
Level	Line	Limit					
Factor							
dB/m	dB/m	dB	cm	deg			
5149.00	50.87	7.98	42.89	54.00	-3.13	100	65 Average Horizontal
5200.00	111.90	68.86	43.04	54.00	57.90	100	65 Average Horizontal
5391.50	44.49	1.32	43.17	54.00	-9.51	100	65 Average Horizontal



TUV Rheinland Taiwan Ltd.
No. 458-18, Sec. 2, Fenhiao, Linkou Dist., New Taipei City 244, Taiwan(R.O.C.)
Tel: +886-2172-1000 Fax: +886-2172-1322



Read	Limit	Over	APos	TPos	Remark	Pol/Phase	Note
Level	Line	Limit					
Factor							
dB/m	dB/m	dB	cm	deg			
5040.00	45.95	3.37	42.58	54.00	-8.05	295	18 Average Vertical
5200.00	110.69	67.65	43.04	54.00	56.69	295	18 Average Vertical
5448.00	43.97	0.72	43.25	54.00	-10.03	295	18 Average Vertical

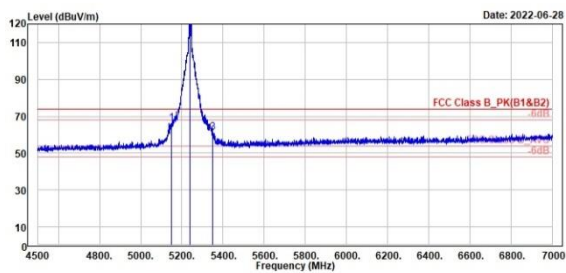
802.11a

CH 48 (Horizontal) Peak

CH 48 (Vertical) Peak



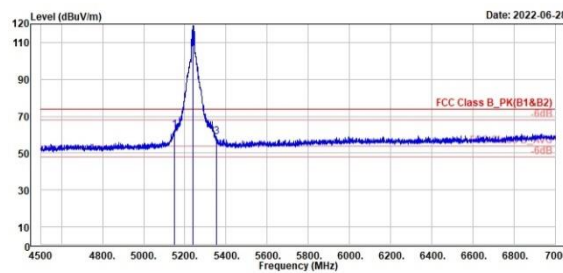
TUV Rheinland Taiwan Ltd.
No. 458-18, Sec. 2, Fenhiao, Linkou Dist., New Taipei City 244, Taiwan(R.O.C.)
Tel: +886-2172-1000 Fax: +886-2172-1322



Read	Limit	Over	APos	TPos	Remark	Pol/Phase	Note
Level	Line	Limit					
Factor							
dB/m	dB/m	dB	cm	deg			
1 5150.00	66.32	23.42	42.90	74.00	-7.68	106	51 Peak Horizontal
2 * 5240.00	121.91	78.92	42.99	74.00	47.91	106	51 Peak Horizontal
3 5350.00	61.02	18.05	42.97	74.00	-12.98	106	51 Peak Horizontal



TUV Rheinland Taiwan Ltd.
No. 458-18, Sec. 2, Fenhiao, Linkou Dist., New Taipei City 244, Taiwan(R.O.C.)
Tel: +886-2172-1000 Fax: +886-2172-1322



Read	Limit	Over	APos	TPos	Remark	Pol/Phase	Note
Level	Line	Limit					
Factor							
dB/m	dB/m	dB	cm	deg			
1 5150.00	62.30	19.40	42.90	74.00	-11.70	100	6 Peak Vertical
2 * 5240.00	119.19	76.20	42.99	74.00	45.19	100	6 Peak Vertical
3 5353.50	58.87	15.89	42.98	74.00	-15.13	100	6 Peak Vertical

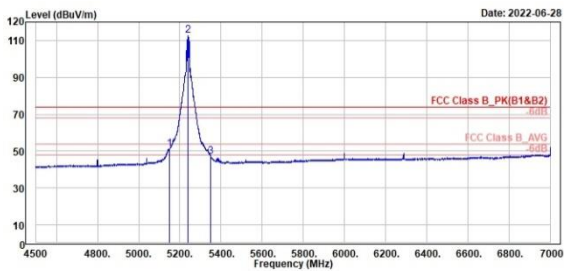
802.11a

CH 48 (Horizontal) Average

CH 48 (Vertical) Average



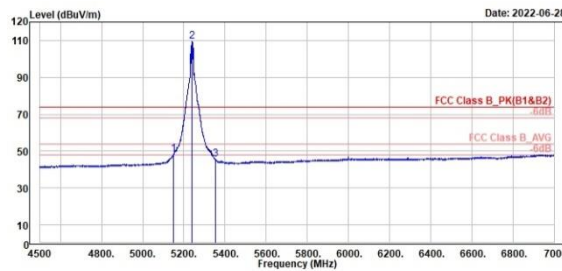
TUV Rheinland Taiwan Ltd.
No. 458-18, Sec. 2, Fenhiao, Linkou Dist., New Taipei City 244, Taiwan(R.O.C.)
Tel: +886-2172-1000 Fax: +886-2172-1322



Read	Limit	Over	APos	TPos	Remark	Pol/Phase	Note
Level	Line	Limit					
Factor							
dBuV	dB/m	dBuV/m	dB	cm	deg		
1 5150.00	51.20	8.30	42.90	54.00	-2.80	106	51 Average Horizontal
2 * 5240.00	112.77	69.78	42.99	54.00	58.77	106	51 Average Horizontal
3 5350.50	47.12	4.15	42.97	54.00	-6.88	106	51 Average Horizontal



TUV Rheinland Taiwan Ltd.
No. 458-18, Sec. 2, Fenhiao, Linkou Dist., New Taipei City 244, Taiwan(R.O.C.)
Tel: +886-2172-1000 Fax: +886-2172-1322



Read	Limit	Over	APos	TPos	Remark	Pol/Phase	Note
Level	Line	Limit					
Factor							
dBuV	dB/m	dBuV/m	dB	cm	deg		
1 5150.00	48.34	5.44	42.90	54.00	-5.66	100	6 Average Vertical
2 * 5240.00	109.38	66.39	42.99	54.00	55.38	100	6 Average Vertical
3 5352.00	45.73	2.75	42.98	54.00	-8.27	100	6 Average Vertical

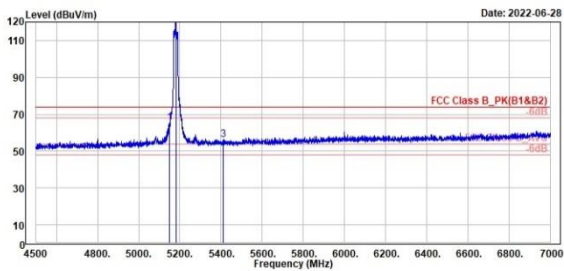
802.11ax HE20_OFDM

CH 36 (Horizontal) Peak

CH 36 (Vertical) Peak



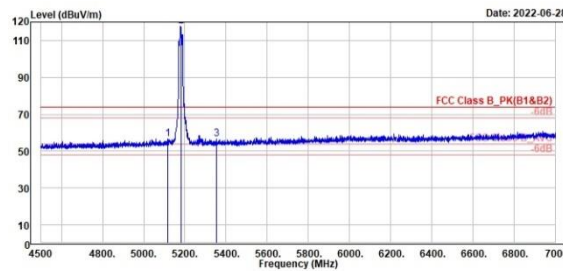
TUV Rheinland Taiwan Ltd.
No. 458-18, Sec. 2, Fenhiao, Linkou Dist., New Taipei City 244, Taiwan(R.O.C.)
Tel: +886-2172-1000 Fax: +886-2172-1322



Peak	Freq (MHz)	Level (dBuV/m)	Read Level (dBuV)	Factor (dB/m)	Limit Line (dBuV/m)	Over Limit (dB)	APos (cm)	TPos (deg)	Remark	Pol/Phase	Note
1	5150.00	65.46	22.56	42.90	74.00	-8.54	100	55	Peak	Horizontal	
2 *	5180.00	120.37	77.39	42.98	74.00	46.37	100	55	Peak	Horizontal	
3	5412.50	56.13	12.91	43.22	74.00	-17.87	100	55	Peak	Horizontal	



TUV Rheinland Taiwan Ltd.
No. 458-18, Sec. 2, Fenhiao, Linkou Dist., New Taipei City 244, Taiwan(R.O.C.)
Tel: +886-2172-1000 Fax: +886-2172-1322



Peak	Freq (MHz)	Level (dBuV/m)	Read Level (dBuV)	Factor (dB/m)	Limit Line (dBuV/m)	Over Limit (dB)	APos (cm)	TPos (deg)	Remark	Pol/Phase	Note
1	5116.00	56.43	13.76	42.67	74.00	-17.57	297	8	Peak	Vertical	
2 *	5180.00	117.72	74.74	42.98	74.00	43.72	297	8	Peak	Vertical	
3	5354.50	56.53	13.54	42.99	74.00	-17.47	297	8	Peak	Vertical	

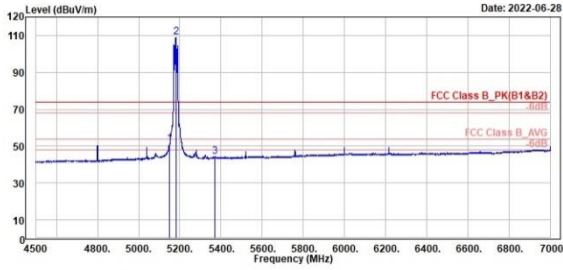
802.11ax HE20_OFDM

CH 36 (Horizontal) Average

CH 36 (Vertical) Average



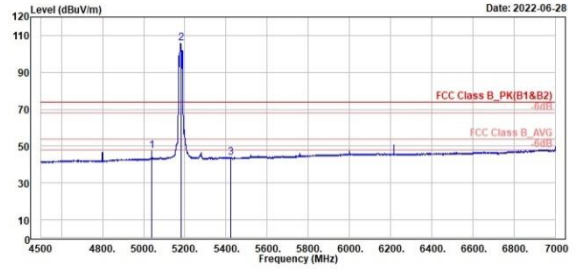
TUV Rheinland Taiwan Ltd.
No. 458-18, Sec. 2, Fenhiao, Linkou Dist., New Taipei City 244, Taiwan(R.O.C.)
Tel: +886-2172-1000 Fax: +886-2172-1322



Read	Limit	Over	APos	TPos	Remark	Pol/Phase	Note
Level	Line	Limit					
Factor							
dBuV	dB/m	dBuV/m	dB	cm	deg		
1 5150.00	50.90	8.00	42.90	54.00	-3.10	100	55 Average Horizontal
2 * 5188.00	109.20	66.22	42.98	54.00	55.20	100	55 Average Horizontal
3 5370.50	44.33	1.27	43.06	54.00	-9.67	100	55 Average Horizontal



TUV Rheinland Taiwan Ltd.
No. 458-18, Sec. 2, Fenhiao, Linkou Dist., New Taipei City 244, Taiwan(R.O.C.)
Tel: +886-2172-1000 Fax: +886-2172-1322



Read	Limit	Over	APos	TPos	Remark	Pol/Phase	Note
Level	Line	Limit					
Factor							
dBuV	dB/m	dBuV/m	dB	cm	deg		
1 5040.00	47.60	5.02	42.58	54.00	-6.40	297	8 Average Vertical
2 * 5188.00	105.83	62.85	42.98	54.00	51.83	297	8 Average Vertical
3 5424.00	43.91	0.68	43.23	54.00	-10.09	297	8 Average Vertical

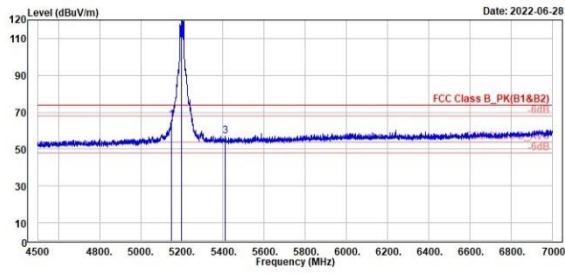
802.11ax HE20_OFDM

CH 40 (Horizontal) Peak

CH 40 (Vertical) Peak



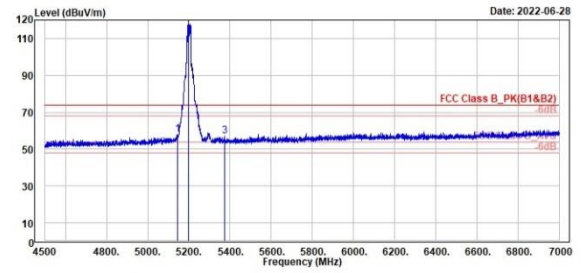
TUV Rheinland Taiwan Ltd.
No. 458-18, Sec. 2, Fenliao, Linkou Dist., New Taipei City 244, Taiwan(R.O.C.)
Tel: +886-2172-1000 Fax: +886-2172-1322



Peak	Freq (MHz)	Level (dBuV/m)	Read Level (dBuV)	Factor (dB/m)	Limit Line (dBuV/m)	Over Limit (dB)	APos (cm)	TPos (deg)	Remark	Pol/Phase	Note
1	5149.00	65.64	22.75	42.89	74.00	-8.36	100	63	Peak	Horizontal	
2 *	5200.00	122.22	79.18	43.04	74.00	48.22	100	63	Peak	Horizontal	
3	5412.50	57.16	13.94	43.22	74.00	-16.84	100	63	Peak	Horizontal	



TUV Rheinland Taiwan Ltd.
No. 458-18, Sec. 2, Fenliao, Linkou Dist., New Taipei City 244, Taiwan(R.O.C.)
Tel: +886-2172-1000 Fax: +886-2172-1322



Peak	Freq (MHz)	Level (dBuV/m)	Read Level (dBuV)	Factor (dB/m)	Limit Line (dBuV/m)	Over Limit (dB)	APos (cm)	TPos (deg)	Remark	Pol/Phase	Note
1	5145.50	57.96	15.10	42.86	74.00	-16.04	296	15	Peak	Vertical	
2 *	5200.00	121.05	78.01	43.04	74.00	47.05	296	15	Peak	Vertical	
3	5374.50	56.93	13.84	43.09	74.00	-17.07	296	15	Peak	Vertical	

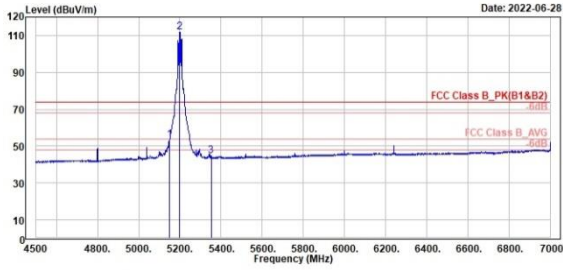
802.11ax HE20_OFDM

CH 40 (Horizontal) Average

CH 40 (Vertical) Average



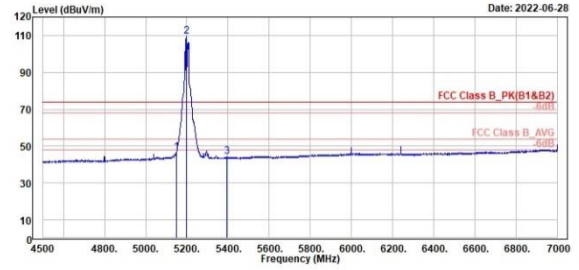
TUV Rheinland Taiwan Ltd.
No. 458-18, Sec. 2, Fenhiao, Linkou Dist., New Taipei City 244, Taiwan(R.O.C.)
Tel: +886-2172-1000 Fax: +886-2172-1322



Read	Limit	Over	APos	TPos	Remark	Pol/Phase	Note
Level	Line	Limit					
Factor							
dBuV	dB/m	dBuV/m	dB	cm	deg		
1 5150.00	53.50	10.60	42.90	54.00	-0.50	100	63 Average Horizontal
2 * 5200.00	111.90	68.86	43.04	54.00	57.90	100	63 Average Horizontal
3 5351.50	44.80	1.82	42.98	54.00	-9.20	100	63 Average Horizontal



TUV Rheinland Taiwan Ltd.
No. 458-18, Sec. 2, Fenhiao, Linkou Dist., New Taipei City 244, Taiwan(R.O.C.)
Tel: +886-2172-1000 Fax: +886-2172-1322



Read	Limit	Over	APos	TPos	Remark	Pol/Phase	Note
Level	Line	Limit					
Factor							
dBuV	dB/m	dBuV/m	dB	cm	deg		
1 5148.00	46.55	3.66	42.89	54.00	-7.45	296	15 Average Vertical
2 * 5200.00	109.37	66.33	43.04	54.00	55.37	296	15 Average Vertical
3 5393.50	44.22	1.05	43.17	54.00	-9.78	296	15 Average Vertical

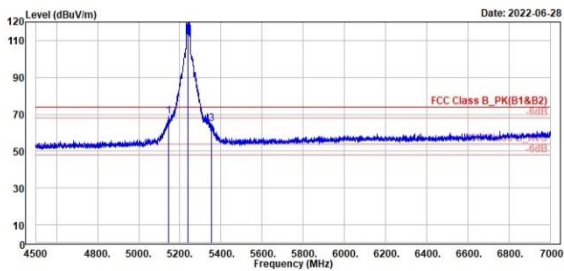
802.11ax HE20_OFDM

CH 48 (Horizontal) Peak

CH 48 (Vertical) Peak



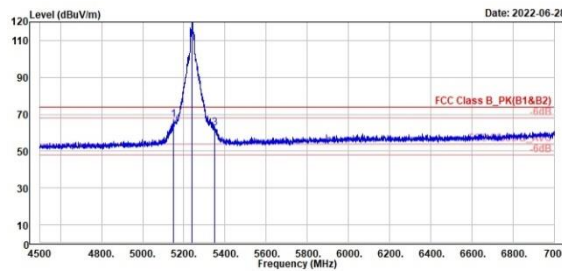
TUV Rheinland Taiwan Ltd.
No. 458-18, Sec. 2, Fenhiao, Linkou Dist., New Taipei City 244, Taiwan(R.O.C.)
Tel: +886-2172-1000 Fax: +886-2172-1322



Peak	Freq (MHz)	Level (dBuV/m)	Read Level (dBuV)	Factor (dB/m)	Limit Line (dBuV/m)	Over Limit (dB)	APos (cm)	TPos (deg)	Remark	Pol/Phase	Note
1	5143.50	68.80	25.95	42.85	74.00	-5.20	103	57	Peak	Horizontal	
2	5240.00	124.08	81.09	42.99	74.00	50.08	103	57	Peak	Horizontal	
3	5353.50	64.97	21.99	42.98	74.00	-9.03	103	57	Peak	Horizontal	



TUV Rheinland Taiwan Ltd.
No. 458-18, Sec. 2, Fenhiao, Linkou Dist., New Taipei City 244, Taiwan(R.O.C.)
Tel: +886-2172-1000 Fax: +886-2172-1322



Peak	Freq (MHz)	Level (dBuV/m)	Read Level (dBuV)	Factor (dB/m)	Limit Line (dBuV/m)	Over Limit (dB)	APos (cm)	TPos (deg)	Remark	Pol/Phase	Note
1	5147.50	67.15	24.27	42.88	74.00	-6.85	100	12	Peak	Vertical	
2	5240.00	120.00	77.01	42.99	74.00	46.00	100	12	Peak	Vertical	
3	5351.00	62.61	19.64	42.97	74.00	-11.39	100	12	Peak	Vertical	

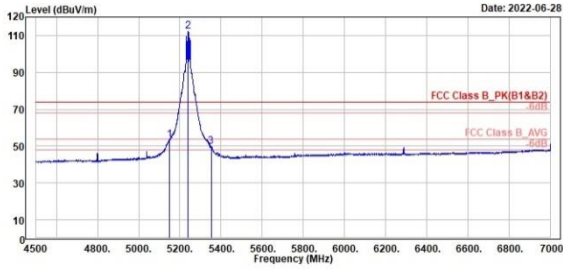
802.11ax HE20_OFDM

CH 48 (Horizontal) Average

CH 48 (Vertical) Average



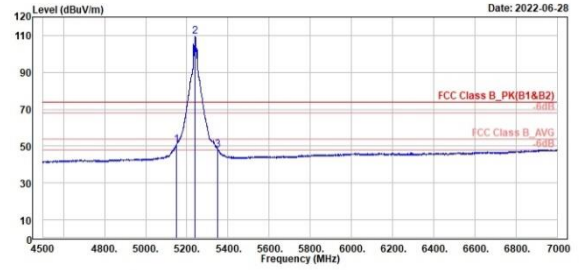
TUV Rheinland Taiwan Ltd.
No. 458-18, Sec. 2, Fenhiao, Linkou Dist., New Taipei City 244, Taiwan(R.O.C.)
Tel: +886-2172-1000 Fax: +886-2172-1322



1	2	3	Read Level	Factor	Limit Line	Over Limit	APos	TPos	Remark	Pol/Phase	Note
MHz	dBuV/m	dBuV	dB/m	dBuV/m	dB	cm	deg				
1	5148.00	53.27	10.38	42.89	54.00	-0.73	103	57	Average	Horizontal	
2	* 5240.00	112.37	69.38	42.99	54.00	58.37	103	57	Average	Horizontal	
3	5351.50	49.77	6.79	42.98	54.00	-4.23	103	57	Average	Horizontal	



TUV Rheinland Taiwan Ltd.
No. 458-18, Sec. 2, Fenhiao, Linkou Dist., New Taipei City 244, Taiwan(R.O.C.)
Tel: +886-2172-1000 Fax: +886-2172-1322



1	2	3	Read Level	Factor	Limit Line	Over Limit	APos	TPos	Remark	Pol/Phase	Note
MHz	dBuV/m	dBuV	dB/m	dBuV/m	dB	cm	deg				
1	5150.00	50.81	7.91	42.90	54.00	-3.19	100	12	Average	Vertical	
2	* 5240.00	109.45	66.49	42.99	54.00	55.48	100	12	Average	Vertical	
3	5351.00	48.02	5.05	42.97	54.00	-5.98	100	12	Average	Vertical	

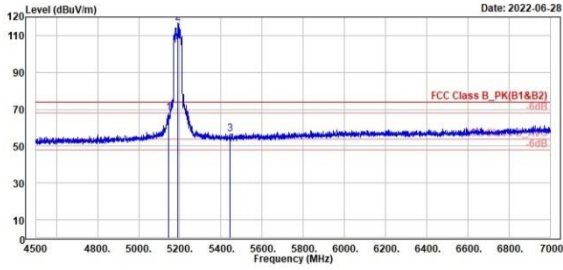
802.11ax HE40_OFDM

CH 38 (Horizontal) Peak

CH 38 (Vertical) Peak



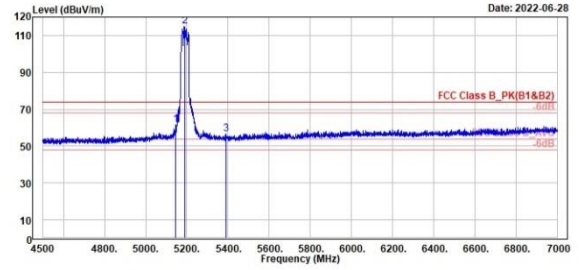
TUV Rheinland Taiwan Ltd.
No. 458-18, Sec. 2, Fenhiao, Linkou Dist., New Taipei City 244, Taiwan(R.O.C.)
Tel: +886-2172-1000 Fax: +886-2172-1322



Peak	Freq (MHz)	Level (dBuV/m)	Read Level (dBuV)	Factor (dB/m)	Limit Line (dBuV/m)	Over Limit (dB)	APos (cm)	TPos (deg)	Remark	Pol/Phase	Note
1	5143.50	68.17	25.32	42.85	74.00	-5.83	101	53	Peak	Horizontal	
2 *	5198.00	116.66	73.65	43.01	74.00	42.66	101	53	Peak	Horizontal	
3	5442.00	56.61	13.36	43.25	74.00	-17.39	101	53	Peak	Horizontal	



TUV Rheinland Taiwan Ltd.
No. 458-18, Sec. 2, Fenhiao, Linkou Dist., New Taipei City 244, Taiwan(R.O.C.)
Tel: +886-2172-1000 Fax: +886-2172-1322



Peak	Freq (MHz)	Level (dBuV/m)	Read Level (dBuV)	Factor (dB/m)	Limit Line (dBuV/m)	Over Limit (dB)	APos (cm)	TPos (deg)	Remark	Pol/Phase	Note
1	5147.00	61.70	18.83	42.87	74.00	-12.30	297	18	Peak	Vertical	
2 *	5198.00	115.11	72.10	43.01	74.00	41.11	297	18	Peak	Vertical	
3	5389.50	56.74	13.58	43.16	74.00	-17.26	297	18	Peak	Vertical	

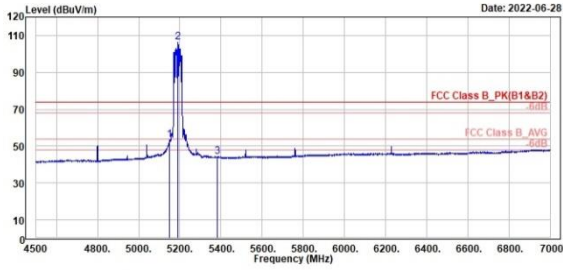
802.11ax HE40_OFDM

CH 38 (Horizontal) Average

CH 38 (Vertical) Average



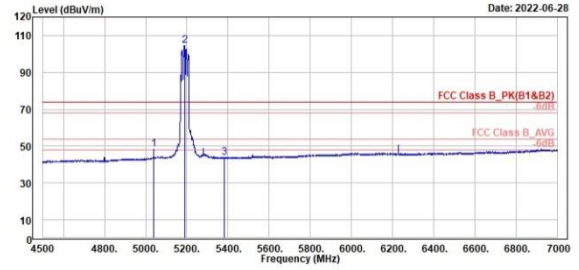
TUV Rheinland Taiwan Ltd.
No. 458-18, Sec. 2, Fenhiao, Linkou Dist., New Taipei City 244, Taiwan(R.O.C.)
Tel: +886-2172-1000 Fax: +886-2172-1322



Read	Limit	Over	APos	TPos	Remark	Pol/Phase	Note
Level	Line	Limit					
Factor							
dBm	dBm	dB	cm	deg			
53.37	42.90	54.00	-0.63	101	53 Average	Horizontal	
63.25	43.01	54.00	52.26	101	53 Average	Horizontal	
44.24	43.11	54.00	-9.76	101	53 Average	Horizontal	



TUV Rheinland Taiwan Ltd.
No. 458-18, Sec. 2, Fenhiao, Linkou Dist., New Taipei City 244, Taiwan(R.O.C.)
Tel: +886-2172-1000 Fax: +886-2172-1322



Read	Limit	Over	APos	TPos	Remark	Pol/Phase	Note
Level	Line	Limit					
Factor							
dBm	dBm	dB	cm	deg			
48.30	42.58	54.00	-5.70	297	18 Average	Vertical	
61.52	43.01	54.00	50.53	297	18 Average	Vertical	
43.94	43.13	54.00	-10.06	297	18 Average	Vertical	

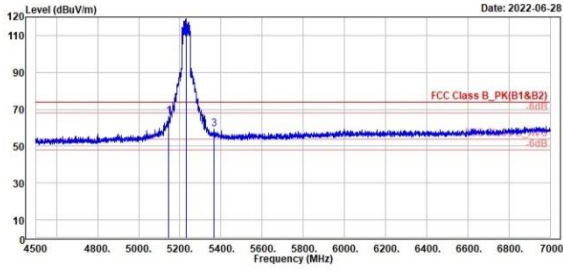
802.11ax HE40_OFDM

CH 46 (Horizontal) Peak

CH 46 (Vertical) Peak



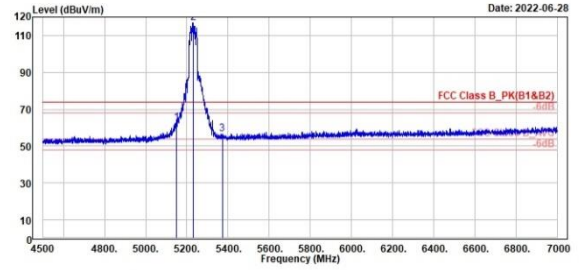
TUV Rheinland Taiwan Ltd.
No. 458-18, Sec. 2, Fenhiao, Linkou Dist., New Taipei City 244, Taiwan(R.O.C.)
Tel: +886-2172-1000 Fax: +886-2172-1322



	Read	Limit	Over	APos	TPos	Remark	Pol/Phase	Note	
1	5147.00	66.10	23.23	42.87	74.00	-7.90	100	60 Peak	Horizontal
2 *	5230.00	119.10	76.09	43.01	74.00	45.10	100	60 Peak	Horizontal
3	5366.50	59.35	16.30	43.05	74.00	-14.65	100	60 Peak	Horizontal



TUV Rheinland Taiwan Ltd.
No. 458-18, Sec. 2, Fenhiao, Linkou Dist., New Taipei City 244, Taiwan(R.O.C.)
Tel: +886-2172-1000 Fax: +886-2172-1322



	Read	Limit	Over	APos	TPos	Remark	Pol/Phase	Note	
1	5149.50	62.60	19.70	42.90	74.00	-11.40	306	15 Peak	Vertical
2 *	5230.00	117.01	74.00	43.01	74.00	43.01	306	15 Peak <td>Vertical</td>	Vertical
3	5372.00	56.73	13.65	43.08	74.00	-17.27	306	15 Peak <td>Vertical</td>	Vertical

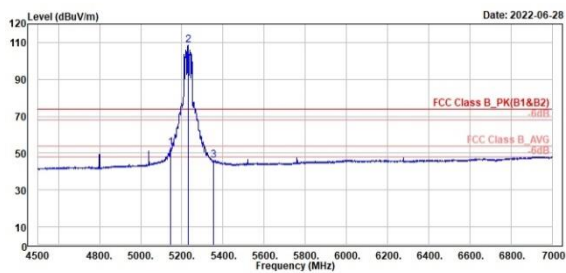
802.11ax HE40_OFDM

CH 46 (Horizontal) Average

CH 46 (Vertical) Average



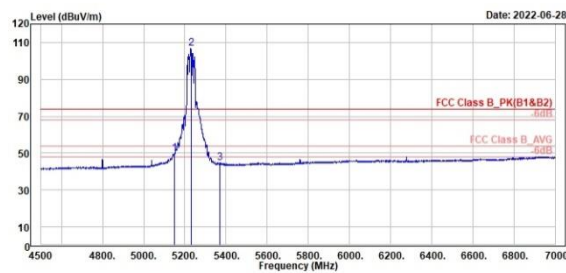
TUV Rheinland Taiwan Ltd.
No. 458-18, Sec. 2, Fenhiao, Linkou Dist., New Taipei City 244, Taiwan(R.O.C.)
Tel: +886-2172-1000 Fax: +886-2172-1322



Read	Limit	Over	APos	TPos	Remark	Pol/Phase	Note
Level	Line	Limit					
Factor							
dBm	dBm	dB	cm	deg			
52.80	42.87	54.00	-1.20	100	60 Average	Horizontal	
108.53	43.01	54.00	54.53	100	60 Average	Horizontal	
45.95	42.98	54.00	-8.05	100	60 Average	Horizontal	



TUV Rheinland Taiwan Ltd.
No. 458-18, Sec. 2, Fenhiao, Linkou Dist., New Taipei City 244, Taiwan(R.O.C.)
Tel: +886-2172-1000 Fax: +886-2172-1322



Read	Limit	Over	APos	TPos	Remark	Pol/Phase	Note
Level	Line	Limit					
Factor							
dBm	dBm	dB	cm	deg			
49.70	42.00	54.00	-4.30	306	15 Average	Vertical	
108.56	43.01	54.00	52.56	306	15 Average	Vertical	
44.60	43.06	54.00	-9.40	306	15 Average	Vertical	

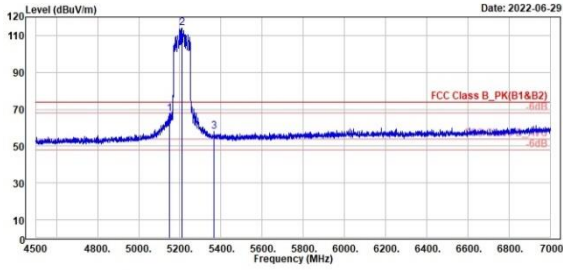
802.11ax HE80_OFDM

CH 42 (Horizontal) Peak

CH 42 (Vertical) Peak



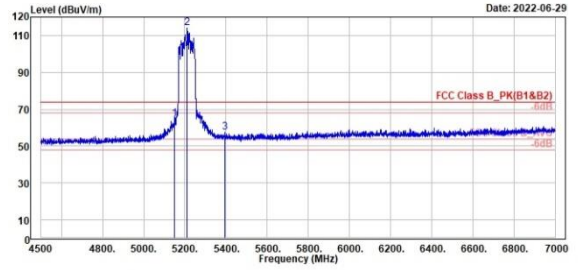
TUV Rheinland Taiwan Ltd.
No. 458-18, Sec. 2, Fenhiao, Linkou Dist., New Taipei City 244, Taiwan(R.O.C.)
Tel: +886-2172-1000 Fax: +886-2172-1322



Peak	Freq (MHz)	Level (dBuV/m)	Read Level (dBuV)	Factor (dB/m)	Limit Line (dBuV/m)	Over Limit (dB)	APos (cm)	TPos (deg)	Remark	Pol/Phase	Note
1	5158.00	67.64	24.74	42.90	74.00	-6.36	100	68	Peak	Horizontal	
2 *	5218.00	114.01	78.98	43.03	74.00	40.01	100	68	Peak	Horizontal	
3	5366.50	57.93	14.88	43.05	74.00	-16.07	100	68	Peak	Horizontal	



TUV Rheinland Taiwan Ltd.
No. 458-18, Sec. 2, Fenhiao, Linkou Dist., New Taipei City 244, Taiwan(R.O.C.)
Tel: +886-2172-1000 Fax: +886-2172-1322



Peak	Freq (MHz)	Level (dBuV/m)	Read Level (dBuV)	Factor (dB/m)	Limit Line (dBuV/m)	Over Limit (dB)	APos (cm)	TPos (deg)	Remark	Pol/Phase	Note
1	5149.00	64.78	21.89	42.89	74.00	-9.22	100	12	Peak	Vertical	
2 *	5218.00	114.12	71.09	43.03	74.00	40.12	100	12	Peak	Vertical	
3	5395.00	57.36	14.17	43.19	74.00	-16.64	100	12	Peak	Vertical	

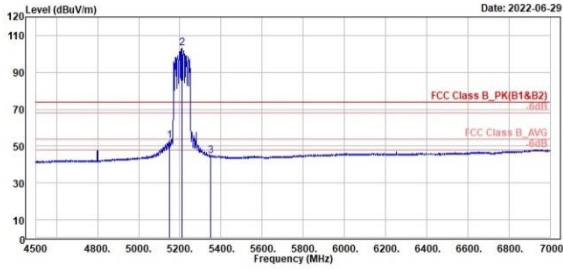
802.11ax HE80_OFDM

CH 42 (Horizontal) Average

CH 42 (Vertical) Average



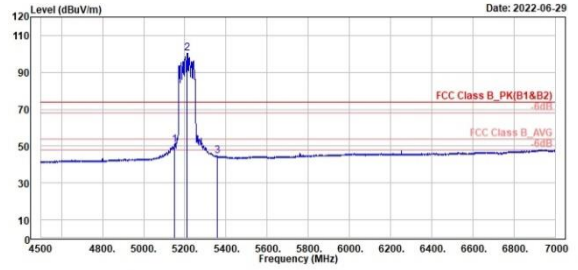
TUV Rheinland Taiwan Ltd.
No. 458-18, Sec. 2, Fenhiao, Linkou Dist., New Taipei City 244, Taiwan(R.O.C.)
Tel: +886-2172-1000 Fax: +886-2172-1322



	Read	Limit	Over	APos	TPos	Remark	Pol/Phase	Note
1	2	3	Line	Limit	cm	deg		
Freq	Level	Factor	dB/m	dB	cm	deg		
MHz	dBuV/m	dBuV	dB/m	dBuV/m	cm	deg		
1 5150.00	53.09	10.19	42.90	54.00	-0.91	100	68	Average Horizontal
2 * 5218.00	103.31	68.28	43.03	54.00	49.31	100	68	Average Horizontal
3 5351.00	44.85	1.88	42.97	54.00	-9.15	100	68	Average Horizontal



TUV Rheinland Taiwan Ltd.
No. 458-18, Sec. 2, Fenhiao, Linkou Dist., New Taipei City 244, Taiwan(R.O.C.)
Tel: +886-2172-1000 Fax: +886-2172-1322



	Read	Limit	Over	APos	TPos	Remark	Pol/Phase	Note
1	2	3	Line	Limit	cm	deg		
Freq	Level	Factor	dB/m	dB	cm	deg		
MHz	dBuV/m	dBuV	dB/m	dBuV/m	cm	deg		
1 5150.00	50.65	7.75	42.90	54.00	-3.35	100	12	Average Vertical
2 * 5218.00	100.60	57.57	43.03	54.00	46.60	100	12	Average Vertical
3 5356.50	44.69	1.69	43.00	54.00	-9.31	100	12	Average Vertical

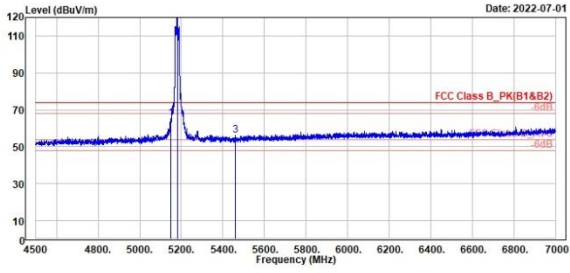
802.11ax HE20_OFDMA

CH 36 (Horizontal) Peak

CH 36 (Vertical) Peak



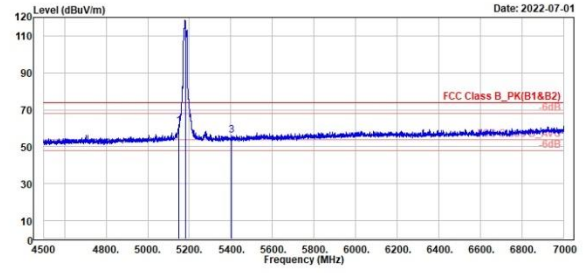
TUV Rheinland Taiwan Ltd.
No. 458-18, Sec 2, Penliao, Linkou Dist., New Taipei City 244, Taiwan(R.O.C.)
Tel: +886-2172-1000 Fax: +886-2172-1322



Peak	Freq	Level	Read	Limit	Over	APos	TPos	Remark	Pol/Phase	Note
	MHz	dBuV/m	dBuV	dB/m	dBuV/m	dB	cm	deg		
1	5148.00	65.14	22.25	42.89	74.00	-8.86	100	56 Peak	Horizontal	
2 *	5180.00	119.60	76.62	42.98	74.00	45.60	100	56 Peak	Horizontal	
3	5459.00	55.96	12.70	43.26	74.00	-18.04	100	56 Peak	Horizontal	



TUV Rheinland Taiwan Ltd.
No. 458-18, Sec 2, Penliao, Linkou Dist., New Taipei City 244, Taiwan(R.O.C.)
Tel: +886-2172-1000 Fax: +886-2172-1322



Peak	Freq	Level	Read	Limit	Over	APos	TPos	Remark	Pol/Phase	Note
	MHz	dBuV/m	dBuV	dB/m	dBuV/m	dB	cm	deg		
1	5149.50	61.24	18.34	42.90	74.00	-12.76	300	16 Peak	Vertical	
2 *	5180.00	118.53	75.55	42.98	74.00	44.53	300	16 Peak	Vertical	
3	5402.50	56.13	12.92	43.21	74.00	-17.87	300	16 Peak	Vertical	

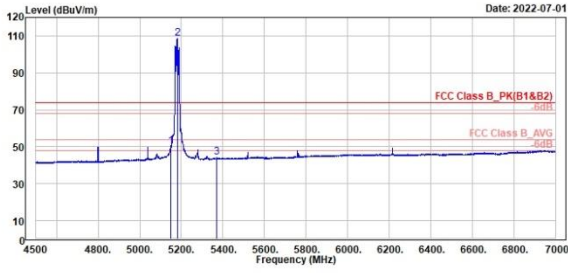
802.11ax HE20_OFDMA

CH 36 (Horizontal) Average

CH 36 (Vertical) Average



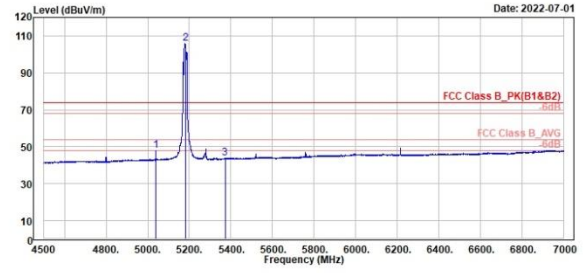
TUV Rheinland Taiwan Ltd.
No. 458-18, Sec 2, Penliao, Linkou Dist., New Taipei City 244, Taiwan(R.O.C.)
Tel: +886-2172-1000 Fax: +886-2172-1322



Read	Limit	Over	APos	TPos	Remark	Pol/Phase	Note
Level	Line	Limit					
Factor							
dB/m	dBuV/m	dB	cm	deg			
7.49	54.00	-3.62	100	56	Average	Horizontal	
65.79	54.00	54.77	100	56	Average	Horizontal	
1.01	54.00	-9.93	100	56	Average	Horizontal	



TUV Rheinland Taiwan Ltd.
No. 458-18, Sec 2, Penliao, Linkou Dist., New Taipei City 244, Taiwan(R.O.C.)
Tel: +886-2172-1000 Fax: +886-2172-1322



Read	Limit	Over	APos	TPos	Remark	Pol/Phase	Note
Level	Line	Limit					
Factor							
dB/m	dBuV/m	dB	cm	deg			
5.28	54.00	-6.14	300	16	Average	Vertical	
62.68	54.00	51.66	300	16	Average	Vertical	
0.91	54.00	-10.01	300	16	Average	Vertical	

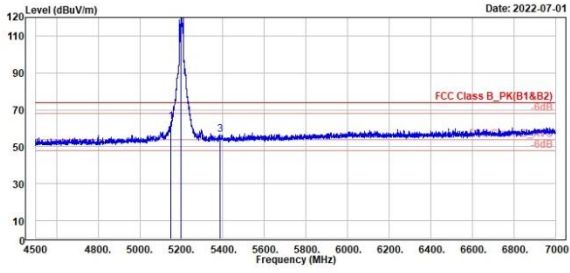
802.11ax HE20_OFDMA

CH 40 (Horizontal) Peak

CH 40 (Vertical) Peak



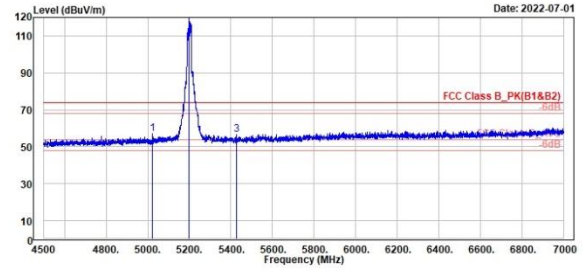
TUV Rheinland Taiwan Ltd.
No. 458-18, Sec 2, Fenliao, Linkou Dist., New Taipei City 244, Taiwan(R.O.C.)
Tel: +886-2172-1000 Fax: +886-2172-1322



Peak	Freq (MHz)	Level (dBuV/m)	Read Level (dBuV)	Factor (dB/m)	Limit Line (dBuV/m)	Over Limit (dB)	APos (cm)	TPos (deg)	Remark	Pol/Phase	Note
1	5148.50	63.39	20.50	42.89	74.00	-10.61	100	64	Peak	Horizontal	
2 *	5200.00	122.16	79.12	43.04	74.00	48.16	100	64	Peak	Horizontal	
3	5385.50	56.50	13.36	43.14	74.00	-17.50	100	64	Peak	Horizontal	



TUV Rheinland Taiwan Ltd.
No. 458-18, Sec 2, Fenliao, Linkou Dist., New Taipei City 244, Taiwan(R.O.C.)
Tel: +886-2172-1000 Fax: +886-2172-1322



Peak	Freq (MHz)	Level (dBuV/m)	Read Level (dBuV)	Factor (dB/m)	Limit Line (dBuV/m)	Over Limit (dB)	APos (cm)	TPos (deg)	Remark	Pol/Phase	Note
1	5023.00	57.15	14.61	42.54	74.00	-16.85	309	18	Peak	Vertical	
2 *	5200.00	121.01	77.97	43.04	74.00	47.01	309	18	Peak	Vertical	
3	5427.00	56.58	13.35	43.23	74.00	-17.42	309	18	Peak	Vertical	

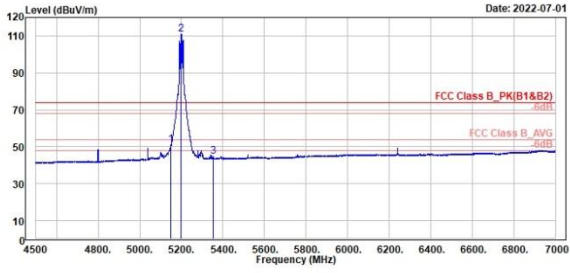
802.11ax HE20_OFDMA

CH 40 (Horizontal) Average

CH 40 (Vertical) Average



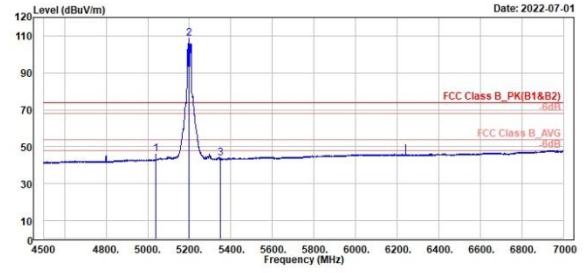
TUV Rheinland Taiwan Ltd.
No. 458-18, Sec 2, Penliao, Linkou Dist., New Taipei City 244, Taiwan(R.O.C.)
Tel: +886-2172-1000 Fax: +886-2172-1322



Read	Limit	Over	APos	TPos	Remark	Pol/Phase	Note
Level	Line	Limit					
Factor							
dB/m	dBuV/m	dB	cm	deg			
58.96	54.00	-3.04	100	64	Average	Horizontal	
60.04	54.00	57.08	100	64	Average	Horizontal	
42.98	54.00	-9.23	100	64	Average	Horizontal	



TUV Rheinland Taiwan Ltd.
No. 458-18, Sec 2, Penliao, Linkou Dist., New Taipei City 244, Taiwan(R.O.C.)
Tel: +886-2172-1000 Fax: +886-2172-1322



Read	Limit	Over	APos	TPos	Remark	Pol/Phase	Note
Level	Line	Limit					
Factor							
dB/m	dBuV/m	dB	cm	deg			
46.14	54.00	-7.86	309	18	Average	Vertical	
65.51	54.00	54.55	309	18	Average	Vertical	
42.97	54.00	-10.13	309	18	Average	Vertical	

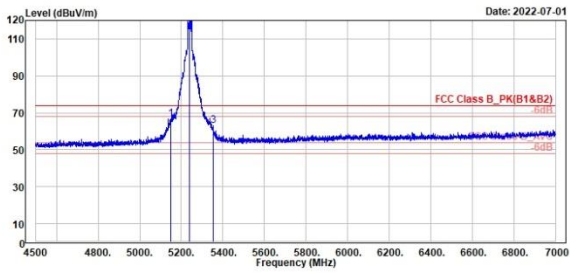
802.11ax HE20_OFDMA

CH 48 (Horizontal) Peak

CH 48 (Vertical) Peak



TUV Rheinland Taiwan Ltd.
No. 458-18, Sec 2, Penliao, Linkou Dist., New Taipei City 244, Taiwan(R.O.C.)
Tel: +886-2172-1000 Fax: +886-2172-1322

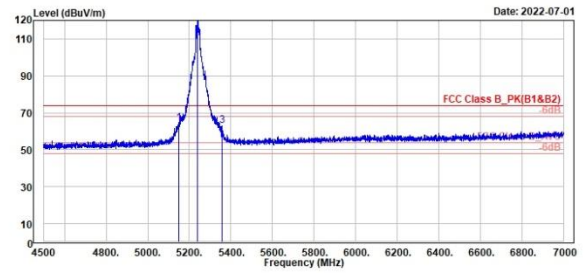


Date: 2022-07-01

Peak	Freq	Level	Read	Limit	Over	APos	TPos	Remark	Pol/Phase	Note
	MHz	dBuV/m	dBuV	dB/m	dBuV/m	dB	cm	deg		
1	5149.58	66.76	23.86	42.90	74.00	-7.24	100	57 Peak	Horizontal	
2 *	5240.00	122.90	79.91	42.99	74.00	46.90	100	57 Peak	Horizontal	
3	5353.00	62.83	19.85	42.98	74.00	-11.17	100	57 Peak	Horizontal	



TUV Rheinland Taiwan Ltd.
No. 458-18, Sec 2, Penliao, Linkou Dist., New Taipei City 244, Taiwan(R.O.C.)
Tel: +886-2172-1000 Fax: +886-2172-1322



Date: 2022-07-01

Peak	Freq	Level	Read	Limit	Over	APos	TPos	Remark	Pol/Phase	Note
	MHz	dBuV/m	dBuV	dB/m	dBuV/m	dB	cm	deg		
1	5150.00	64.55	21.65	42.90	74.00	-9.45	100	16 Peak	Vertical	
2 *	5240.00	120.42	77.43	42.99	74.00	46.42	100	16 Peak	Vertical	
3	5356.50	63.12	20.12	43.00	74.00	-10.88	100	16 Peak	Vertical	

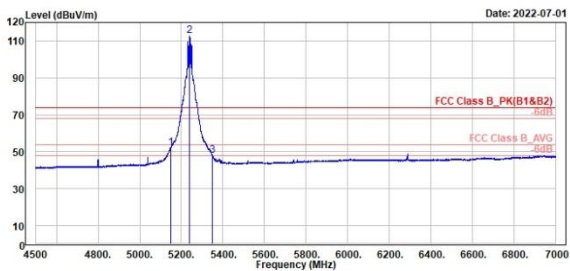
802.11ax HE20_OFDMA

CH 48 (Horizontal) Average

CH 48 (Vertical) Average



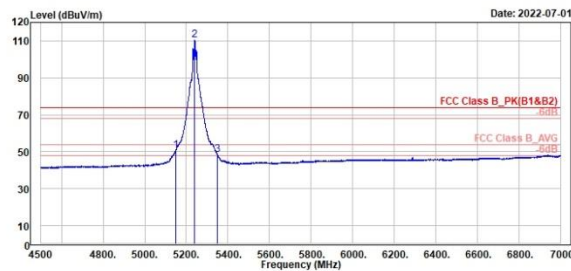
TUV Rheinland Taiwan Ltd.
No. 458-18, Sec 2, Penliao, Linkou Dist., New Taipei City 244, Taiwan(R.O.C.)
Tel: +886-2172-1000 Fax: +886-2172-1322



Freq	Level	Read	Limit	Over	APos	TPos	Remark	Pol/Phase	Note
MHz	dBuV/m	dBuV	dB/m	dBuV/m	dB	cm	deg		
1 5149.50	52.18	9.28	42.90	54.00	-1.82	100	57 Average	Horizontal	
2 * 5240.00	112.69	69.78	42.99	54.00	58.69	100	57 Average	Horizontal	
3 5350.00	48.03	5.06	42.97	54.00	-5.97	100	57 Average	Horizontal	



TUV Rheinland Taiwan Ltd.
No. 458-18, Sec 2, Penliao, Linkou Dist., New Taipei City 244, Taiwan(R.O.C.)
Tel: +886-2172-1000 Fax: +886-2172-1322



Freq	Level	Read	Limit	Over	APos	TPos	Remark	Pol/Phase	Note
MHz	dBuV/m	dBuV	dB/m	dBuV/m	dB	cm	deg		
1 5150.00	50.59	7.69	42.90	54.00	-3.41	100	16 Average	Vertical	
2 * 5240.00	110.30	67.31	42.99	54.00	56.30	100	16 Average	Vertical	
3 5350.00	48.47	5.50	42.97	54.00	-5.53	100	16 Average	Vertical	

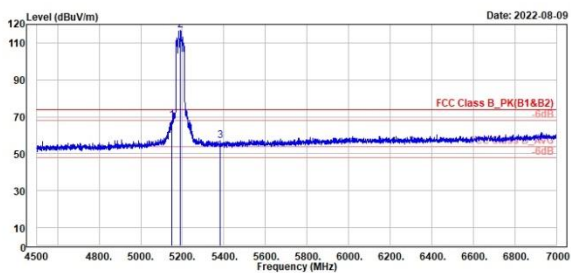
802.11ax HE40_OFDMA

CH 38 (Horizontal) Peak

CH 38 (Vertical) Peak



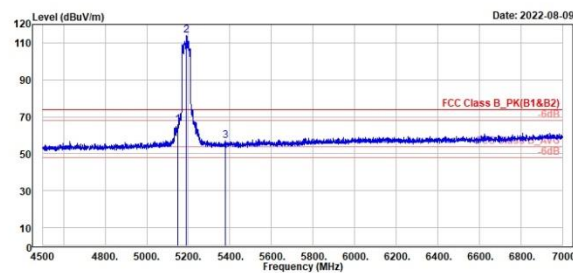
TUV Rheinland Taiwan Ltd.
No. 458-18, Sec 2, Fenliao, Linkou Dist., New Taipei City 244, Taiwan(R.O.C.)
Tel: +886-2172-1000 Fax: +886-2172-1322



Peak	Freq	Level	Read	Limit	Over	APos	TPos	Remark	Pol/Phase	Note
	MHz	dBuV/m	dBuV	dB/m	dBuV/m	dB	cm	deg		
1	5148.58	68.03	25.14	42.89	74.00	-5.97	100	50 Peak	Horizontal	
2 *	5191.00	116.73	73.72	43.01	74.00	42.73	100	50 Peak	Horizontal	
3	5381.00	57.04	13.93	43.11	74.00	-16.96	100	50 Peak	Horizontal	



TUV Rheinland Taiwan Ltd.
No. 458-18, Sec 2, Fenliao, Linkou Dist., New Taipei City 244, Taiwan(R.O.C.)
Tel: +886-2172-1000 Fax: +886-2172-1322



Peak	Freq	Level	Read	Limit	Over	APos	TPos	Remark	Pol/Phase	Note
	MHz	dBuV/m	dBuV	dB/m	dBuV/m	dB	cm	deg		
1	5149.58	65.62	22.72	42.90	74.00	-8.38	100	12 Peak	Vertical	
2 *	5190.00	114.23	71.22	43.01	74.00	40.23	100	12 Peak	Vertical	
3	5379.58	57.15	14.04	43.11	74.00	-16.85	100	12 Peak	Vertical	

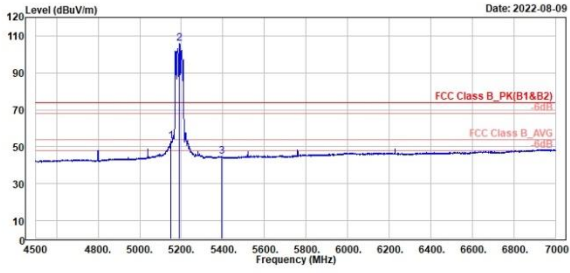
802.11ax HE40_OFDMA

CH 38 (Horizontal) Average

CH 38 (Vertical) Average



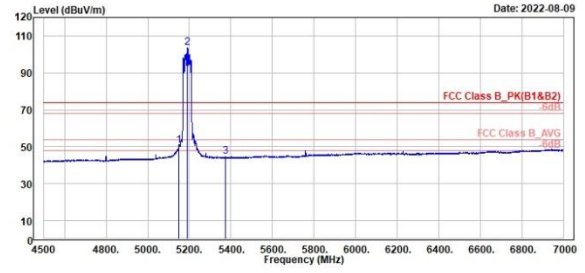
TUV Rheinland Taiwan Ltd.
No. 458-18, Sec 2, Penliao, Linkou Dist., New Taipei City 244, Taiwan(R.O.C.)
Tel: +886-2172-1000 Fax: +886-2172-1322



Read	Limit	Over	APos	TPos	Remark	Pol/Phase	Note
Level	Line	Limit					
Factor							
dB/m	dBuV/m	dB	cm	deg			
1 5149.58	52.82	9.92	42.90	54.00	-1.18	100	50 Average Horizontal
2 * 5190.50	105.83	62.82	43.01	54.00	51.83	100	50 average Horizontal
3 5395.00	44.67	1.48	43.19	54.00	-9.33	100	50 Average Horizontal



TUV Rheinland Taiwan Ltd.
No. 458-18, Sec 2, Penliao, Linkou Dist., New Taipei City 244, Taiwan(R.O.C.)
Tel: +886-2172-1000 Fax: +886-2172-1322



Read	Limit	Over	APos	TPos	Remark	Pol/Phase	Note
Level	Line	Limit					
Factor							
dB/m	dBuV/m	dB	cm	deg			
1 5149.50	50.59	7.69	42.90	54.00	-3.41	100	12 Average Vertical
2 * 5190.00	103.63	60.62	43.01	54.00	49.63	100	12 Average Vertical
3 5375.50	44.51	1.42	43.09	54.00	-9.49	100	12 Average Vertical

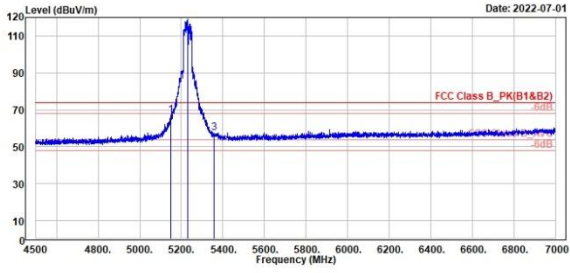
802.11ax HE40_OFDMA

CH 46 (Horizontal) Peak

CH 46 (Vertical) Peak



TUV Rheinland Taiwan Ltd.
No. 458-18, Sec 2, Fenliao, Linkou Dist., New Taipei City 244, Taiwan(R.O.C.)
Tel: +886-2172-1000 Fax: +886-2172-1322

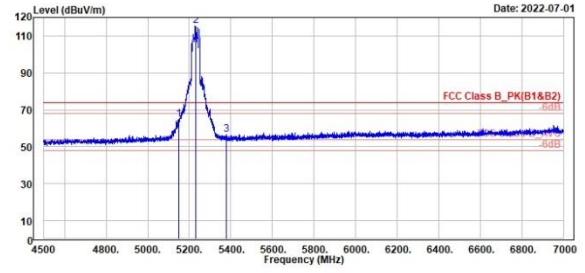


Date: 2022-07-01

Peak	Freq	Level	Read	Level	Factor	Limit	Over	Apos	TPos	Remark	Pol/Phase	Note
	MHz	dBuV/m	dBuV	dB/m	dBuV/m	dB	dB	cm	deg			
1	5148.58	66.98	24.81	42.89	74.00	-7.18	100		61	Peak	Horizontal	
2 *	5238.00	119.07	76.86	43.81	74.00	45.07	100		61	Peak	Horizontal	
3	5359.50	57.65	14.63	43.02	74.00	-16.35	100		61	Peak	Horizontal	



TUV Rheinland Taiwan Ltd.
No. 458-18, Sec 2, Fenliao, Linkou Dist., New Taipei City 244, Taiwan(R.O.C.)
Tel: +886-2172-1000 Fax: +886-2172-1322



Date: 2022-07-01

Peak	Freq	Level	Read	Level	Factor	Limit	Over	Apos	TPos	Remark	Pol/Phase	Note
	MHz	dBuV/m	dBuV	dB/m	dBuV/m	dB	dB	cm	deg			
1	5150.00	64.71	21.81	42.90	74.00	-9.29	332		26	Peak	Vertical	
2 *	5238.00	115.54	72.53	43.01	74.00	41.54	332		26	Peak	Vertical	
3	5380.00	56.53	13.42	43.11	74.00	-17.47	332		26	Peak	Vertical	

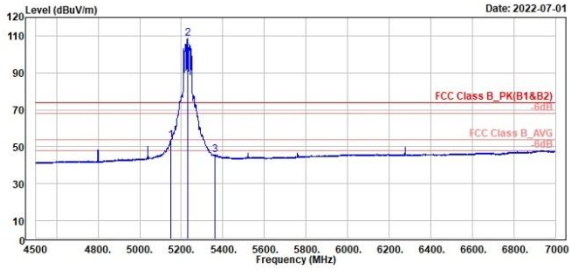
802.11ax HE40_OFDMA

CH 46 (Horizontal) Average

CH 46 (Vertical) Average



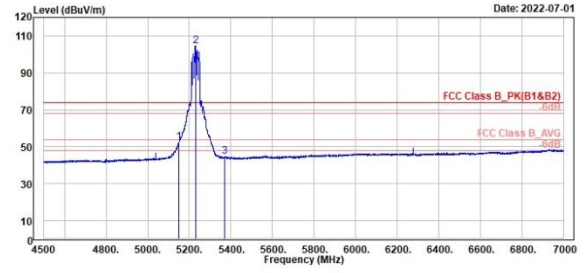
TUV Rheinland Taiwan Ltd.
No. 458-18, Sec 2, Penliao, Linkou Dist., New Taipei City 244, Taiwan(R.O.C.)
Tel: +886-2172-1000 Fax: +886-2172-1322



Freq	Level	Read	Level	Limit	Over	APos	TPos	Remark	Pol/Phase	Note
MHz	dBuV/m	dBuV	dB/m	dBuV/m	dB	cm	deg			
1	5150.00	53.43	10.53	42.90	54.00	-0.57	100	61 Average	Horizontal	
2	5230.00	100.61	65.60	43.01	54.00	54.61	100	61 average	Horizontal	
3	5361.00	45.71	2.69	43.02	54.00	-8.29	100	61 Average	Horizontal	



TUV Rheinland Taiwan Ltd.
No. 458-18, Sec 2, Penliao, Linkou Dist., New Taipei City 244, Taiwan(R.O.C.)
Tel: +886-2172-1000 Fax: +886-2172-1322



Freq	Level	Read	Level	Limit	Over	APos	TPos	Remark	Pol/Phase	Note
MHz	dBuV/m	dBuV	dB/m	dBuV/m	dB	cm	deg			
1	5150.00	52.53	9.63	42.90	54.00	-1.47	332	26 Average	Vertical	
2	5230.00	104.54	61.53	43.01	54.00	50.54	332	26 Average	Vertical	
3	5371.50	44.67	1.59	43.08	54.00	-9.33	332	26 Average	Vertical	

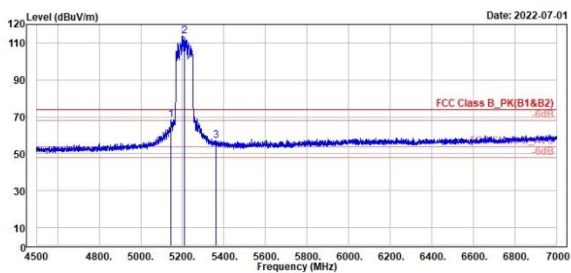
802.11ax HE80

CH 42 (Horizontal) Peak

CH 42 (Vertical) Peak



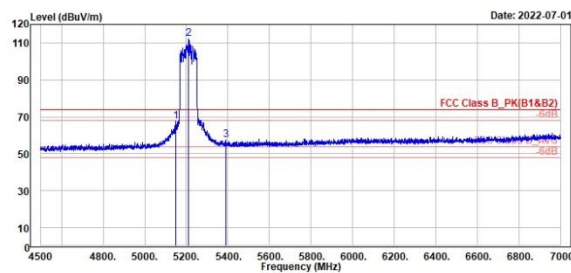
TUV Rheinland Taiwan Ltd.
No. 458-18, Sec 2, Penliao, Linkou Dist., New Taipei City 244, Taiwan(R.O.C.)
Tel: +886-2172-1000 Fax: +886-2172-1322



Peak	Freq	Level	Read	Limit	Over	APos	TPos	Remark	Pol/Phase	Note
	MHz	dBuV/m	dBuV	dB/m	dBuV/m	dB	cm	deg		
1	5147.00	68.35	25.48	42.87	74.00	-5.65	101	62 Peak	Horizontal	
2	5218.00	113.52	70.49	43.03	74.00	39.52	101	62 Peak	Horizontal	
3	5368.50	56.92	13.90	43.02	74.00	-17.08	101	62 Peak	Horizontal	



TUV Rheinland Taiwan Ltd.
No. 458-18, Sec 2, Penliao, Linkou Dist., New Taipei City 244, Taiwan(R.O.C.)
Tel: +886-2172-1000 Fax: +886-2172-1322



Peak	Freq	Level	Read	Limit	Over	APos	TPos	Remark	Pol/Phase	Note
	MHz	dBuV/m	dBuV	dB/m	dBuV/m	dB	cm	deg		
1	5150.00	67.70	24.80	42.90	74.00	-6.30	100	17 Peak	Vertical	
2	5218.00	112.29	69.26	43.03	74.00	38.29	100	17 Peak	Vertical	
3	5390.50	57.64	14.48	43.16	74.00	-16.36	100	17 Peak	Vertical	

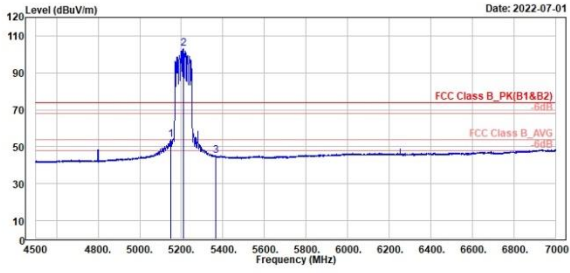
802.11ax HE80_OFDMA

CH 42 (Horizontal) Average

CH 42 (Vertical) Average



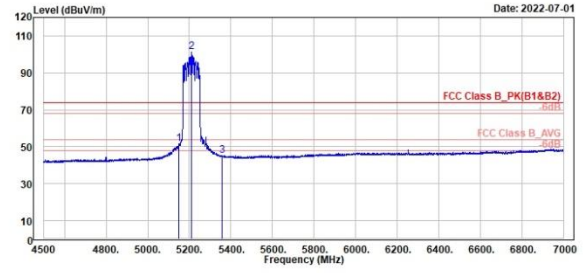
TUV Rheinland Taiwan Ltd.
No. 458-18, Sec 2, Penliao, Linkou Dist., New Taipei City 244, Taiwan(R.O.C.)
Tel: +886-2172-1000 Fax: +886-2172-1322



Read	Limit	Over	APos	TPos	Remark	Pol/Phase	Note
Level	Line	Limit	cm	deg			
Factor							
dB/m	dBuV/m	dB					
103.01	54.00	49.01	181	62	Average	Horizontal	
43.03	54.00	-8.72	181	62	Average	Horizontal	
43.04	54.00	-8.72	181	62	Average	Horizontal	



TUV Rheinland Taiwan Ltd.
No. 458-18, Sec 2, Penliao, Linkou Dist., New Taipei City 244, Taiwan(R.O.C.)
Tel: +886-2172-1000 Fax: +886-2172-1322



Read	Limit	Over	APos	TPos	Remark	Pol/Phase	Note
Level	Line	Limit	cm	deg			
Factor							
dB/m	dBuV/m	dB					
101.12	54.00	47.12	180	17	Average	Vertical	
43.03	54.00	-8.63	180	17	Average	Vertical	
43.04	54.00	-8.63	180	17	Average	Vertical	

Mask, 5.725GHz ~ 5.85GHz
U-NII-3

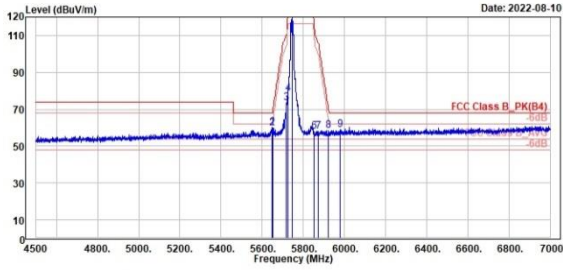
802.11a

CH 149 (Horizontal) Peak

CH 149 (Vertical) Peak



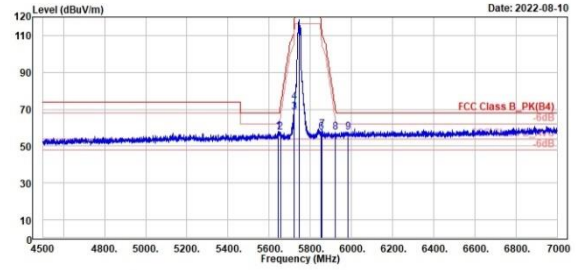
TUV Rheinland Taiwan Ltd.
No. 458-18, Sec. 2, Fenliao, Linkou Dist., New Taipei City 244, Taiwan(R.O.C.)
Tel: +886-2172-1100 Fax: +886-2172-1322



	Read	Limit	Over	APos	TPos	Remark	Pol/Phase	Note	
1	5649.00	68.42	17.00	43.42	68.20	-7.78	188	67 Peak	Horizontal
2	5658.00	59.79	16.37	43.42	68.20	-8.41	188	67 Peak	Horizontal
3	5717.00	73.29	29.61	43.68	109.96	-36.67	188	67 Peak	Horizontal
4	5725.00	78.49	34.80	43.69	122.20	-43.71	188	67 Peak	Horizontal
5	5745.00	119.52	75.82	43.70	122.20	-2.68	188	67 Peak	Horizontal
6	5851.00	57.76	13.77	43.99	119.92	-62.16	188	67 Peak	Horizontal
7	5873.00	57.90	13.84	44.06	105.76	-47.86	188	67 Peak	Horizontal
8	5923.50	58.59	14.39	44.20	69.31	-10.72	188	67 Peak	Horizontal
9	5988.00	58.78	14.30	44.48	68.20	-9.42	188	67 Peak	Horizontal



TUV Rheinland Taiwan Ltd.
No. 458-18, Sec. 2, Fenliao, Linkou Dist., New Taipei City 244, Taiwan(R.O.C.)
Tel: +886-2172-1100 Fax: +886-2172-1322



	Read	Limit	Over	APos	TPos	Remark	Pol/Phase	Note	
1	5644.00	57.87	14.45	43.42	68.20	-10.33	380	15 Peak	Vertical
2	5654.00	57.46	14.01	43.45	71.17	-13.71	380	15 Peak	Vertical
3	5720.00	68.60	24.92	43.68	110.80	-42.20	380	15 Peak	Vertical
4	5723.00	73.73	30.05	43.68	117.64	-43.91	380	15 Peak	Vertical
5	5745.00	118.77	75.07	43.70	122.20	-3.43	380	15 Peak	Vertical
6	5853.50	57.35	13.34	44.01	114.22	-56.87	380	15 Peak	Vertical
7	5855.50	58.70	14.69	44.01	110.66	-51.96	380	15 Peak	Vertical
8	5922.50	57.46	13.27	44.19	70.04	-12.58	380	15 Peak	Vertical
9	5984.00	57.67	13.16	44.51	68.20	-10.53	380	15 Peak	Vertical

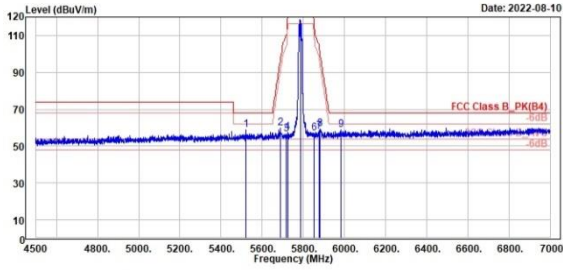
802.11a

CH 157 (Horizontal) Peak

CH 157 (Vertical) Peak



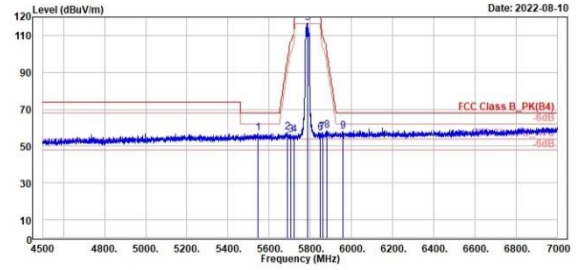
TUV Rheinland Taiwan Ltd.
No. 458-18, Sec 2, Fenhiao, Linkou Dist., New Taipei City 244, Taiwan(R.O.C.)
Tel: +886-2172-1000 Fax: +886-2172-1322



Peak	Freq (MHz)	Level (dBuV/m)	Read Level (dBuV)	Level Factor (dB/m)	Limit Line (dBuV/m)	Over Limit (dB)	APos (cm)	TPos (deg)	Remark	Pol/Phase	Note
1	5520.50	58.66	15.31	43.35	68.20	-9.54	186	61	Peak	Horizontal	
2	5688.50	59.88	16.27	43.61	96.72	-36.84	186	61	Peak	Horizontal	
3	5717.50	56.59	12.91	43.68	110.10	-53.51	186	61	Peak	Horizontal	
4	5723.50	57.37	13.69	43.68	118.78	-61.41	186	61	Peak	Horizontal	
5	5785.00	118.04	75.03	43.01	122.20	-3.36	186	61	Peak	Horizontal	
6	5851.00	56.07	12.80	43.99	119.92	-63.85	186	61	Peak	Horizontal	
7	5875.00	57.74	13.68	44.06	105.20	-47.46	186	61	Peak	Horizontal	
8	5882.00	59.37	15.29	44.08	100.00	-40.63	186	61	Peak	Horizontal	
9	5983.50	58.69	14.18	44.51	68.20	-9.51	186	61	Peak	Horizontal	



TUV Rheinland Taiwan Ltd.
No. 458-18, Sec 2, Fenhiao, Linkou Dist., New Taipei City 244, Taiwan(R.O.C.)
Tel: +886-2172-1000 Fax: +886-2172-1322



Peak	Freq (MHz)	Level (dBuV/m)	Read Level (dBuV)	Level Factor (dB/m)	Limit Line (dBuV/m)	Over Limit (dB)	APos (cm)	TPos (deg)	Remark	Pol/Phase	Note
1	5545.00	57.17	13.75	43.42	68.20	-11.03	374	11	Peak	Vertical	
2	5689.00	57.26	13.64	43.62	97.09	-39.83	374	11	Peak	Vertical	
3	5704.00	56.23	12.56	43.67	106.32	-50.09	374	11	Peak	Vertical	
4	5720.00	56.07	12.39	43.68	110.80	-54.73	374	11	Peak	Vertical	
5	5785.00	116.94	73.13	43.81	122.20	-5.26	374	11	Peak	Vertical	
6	5850.00	57.13	13.14	43.99	122.20	-65.07	374	11	Peak	Vertical	
7	5858.50	57.37	13.35	44.02	109.82	-52.45	374	11	Peak	Vertical	
8	5879.00	58.30	14.22	44.08	102.23	-43.93	374	11	Peak	Vertical	
9	5959.50	58.05	13.70	44.35	68.20	-10.15	374	11	Peak	Vertical	

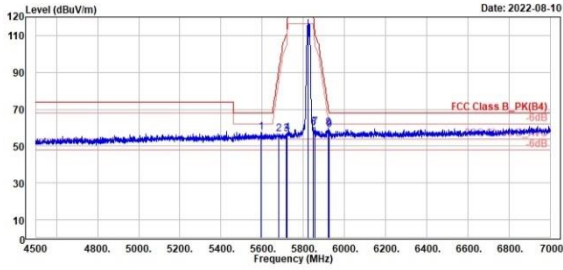
802.11a

CH 165 (Horizontal) Peak

CH 165 (Vertical) Peak



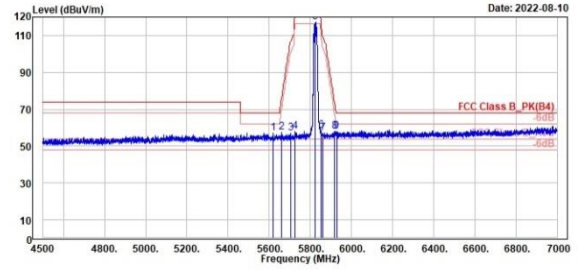
TUV Rheinland Taiwan Ltd.
No. 458-18, Sec 2, Fenliao, Linkou Dist., New Taipei City 244, Taiwan(R.O.C.)
Tel: +886-2172-1000 Fax: +886-2172-1322



Peak	Freq (MHz)	Level (dBuV/m)	Read Level (dBuV)	Level Factor (dB/m)	Limit Line (dBuV/m)	Over Limit (dB)	APos (cm)	TPos (deg)	Remark	Pol/Phase	Note
1	5596.50	57.50	14.11	43.39	68.20	-10.70	182	62	Peak	Horizontal	
2	5681.00	56.67	13.10	43.57	91.18	-34.51	182	62	Peak	Horizontal	
3	5716.00	56.46	12.78	43.68	109.68	-53.22	182	62	Peak	Horizontal	
4	5721.50	57.25	13.57	43.68	114.22	-56.97	182	62	Peak	Horizontal	
5	5825.00	118.50	74.58	43.92	122.20	-3.70	182	62	Peak	Horizontal	
6	5858.00	59.69	15.70	43.99	122.20	-62.51	182	62	Peak	Horizontal	
7	5858.00	60.35	16.33	44.02	109.96	-49.61	182	62	Peak	Horizontal	
8	5922.00	59.86	15.67	44.19	70.41	-10.55	182	62	Peak	Horizontal	
9	5927.00	58.65	14.44	44.21	68.20	-9.55	182	62	Peak	Horizontal	



TUV Rheinland Taiwan Ltd.
No. 458-18, Sec 2, Fenliao, Linkou Dist., New Taipei City 244, Taiwan(R.O.C.)
Tel: +886-2172-1000 Fax: +886-2172-1322



Peak	Freq (MHz)	Level (dBuV/m)	Read Level (dBuV)	Level Factor (dB/m)	Limit Line (dBuV/m)	Over Limit (dB)	APos (cm)	TPos (deg)	Remark	Pol/Phase	Note
1	5620.00	56.95	13.55	43.40	68.20	-11.25	353	4	Peak	Vertical	
2	5660.50	57.32	13.85	43.47	76.00	-18.68	353	4	Peak	Vertical	
3	5705.50	56.88	13.21	43.67	106.74	-49.86	353	4	Peak	Vertical	
4	5725.00	57.88	14.19	43.69	122.20	-64.32	353	4	Peak	Vertical	
5	5825.00	117.06	73.14	43.92	122.20	-5.14	353	4	Peak	Vertical	
6	5853.00	58.39	14.38	44.01	115.36	-56.97	353	4	Peak	Vertical	
7	5862.00	56.99	12.97	44.02	108.84	-51.85	353	4	Peak	Vertical	
8	5916.00	58.12	13.94	44.18	74.84	-16.72	353	4	Peak	Vertical	
9	5928.00	57.99	13.77	44.22	68.20	-10.21	353	4	Peak	Vertical	

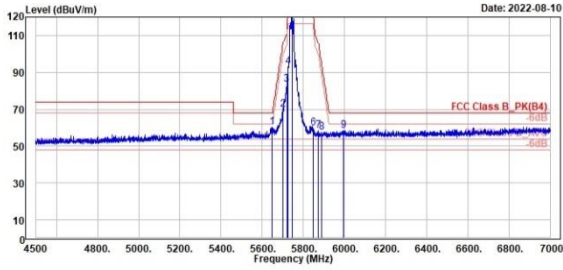
802.11ax HE20_OFDM

CH 149 (Horizontal) Peak

CH 149 (Vertical) Peak



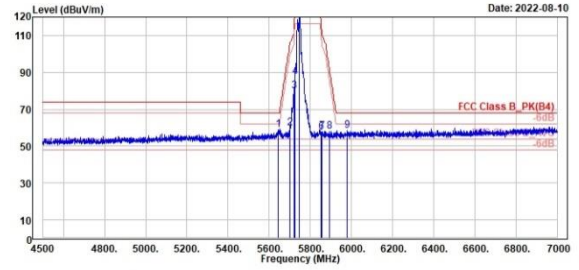
TUV Rheinland Taiwan Ltd.
No. 458-18, Sec 2, Fenhiao, Linkou Dist., New Taipei City 244, Taiwan(R.O.C.)
Tel: +886-2172-1000 Fax: +886-2172-1322



Read	Limit	Over	APos	TPos	Remark	Pol/Phase	Note			
Level	Line	Limit	cm	deg						
Factor	dB/m	dB								
dBuV	dB/m	dBuV/m	cm	deg						
1	5647.50	60.33	16.91	43.42	68.20	-7.87	192	60 Peak	Horizontal	
2	5700.00	69.87	26.21	43.66	105.20	-35.33	192	60 Peak	Horizontal	
3	5719.50	83.29	39.61	43.68	110.66	-27.37	192	60 Peak	Horizontal	
4	5724.00	93.12	49.43	43.69	119.92	-26.80	192	60 Peak	Horizontal	
5	5745.00	123.45	79.75	43.70	122.20	1.25	192	60 Peak	Horizontal	
6	5850.00	59.62	15.63	43.99	122.20	-62.58	192	60 Peak	Horizontal	
7	5871.50	58.57	14.52	44.05	106.18	-47.61	192	60 Peak	Horizontal	
8	5888.50	57.72	13.61	44.11	95.18	-37.46	192	60 Peak	Horizontal	
9	5993.50	58.19	13.62	44.57	68.20	-10.01	192	60 Peak	Horizontal	



TUV Rheinland Taiwan Ltd.
No. 458-18, Sec 2, Fenhiao, Linkou Dist., New Taipei City 244, Taiwan(R.O.C.)
Tel: +886-2172-1000 Fax: +886-2172-1322



Read	Limit	Over	APos	TPos	Remark	Pol/Phase	Note			
Level	Line	Limit	cm	deg						
Factor	dB/m	dB								
dBuV	dB/m	dBuV/m	cm	deg						
1	5644.00	58.80	15.38	43.42	68.20	-9.40	346	10 Peak	Vertical	
2	5699.50	59.74	16.08	43.66	104.83	-45.09	346	10 Peak	Vertical	
3	5720.00	79.69	36.01	43.68	110.80	-31.11	346	10 Peak	Vertical	
4	5725.00	87.74	44.05	43.69	122.20	-34.46	346	10 Peak	Vertical	
5	5745.00	122.09	78.39	43.70	122.20	-0.11	346	10 Peak	Vertical	
6	5852.00	57.61	13.62	43.99	117.64	-60.03	346	10 Peak	Vertical	
7	5858.00	58.11	14.09	44.02	109.96	-51.85	346	10 Peak	Vertical	
8	5895.00	57.83	13.71	44.12	90.36	-32.53	346	10 Peak	Vertical	
9	5978.00	58.49	14.02	44.47	68.20	-9.71	346	10 Peak	Vertical	

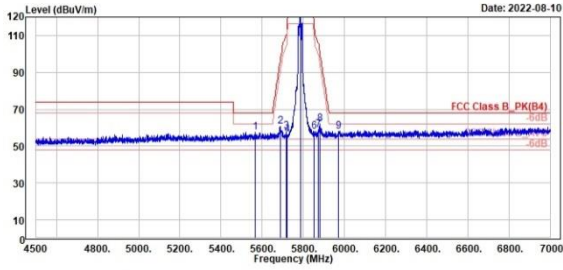
802.11ax HE20_OFDM

CH 157 (Horizontal) Peak

CH 157 (Vertical) Peak



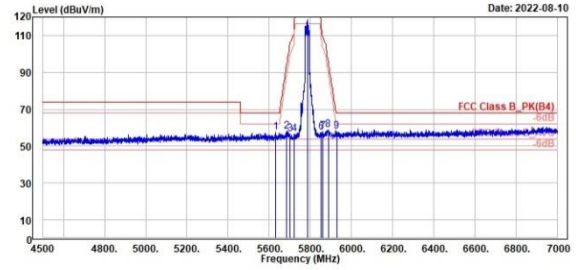
TUV Rheinland Taiwan Ltd.
No. 458-18, Sec 2, Fenliao, Linkou Dist., New Taipei City 244, Taiwan(R.O.C.)
Tel: +886-2172-1000 Fax: +886-2172-1322



Read	Limit	Over	APos	TPos	Remark	Pol/Phase	Note			
Level	Line	Limit	cm	deg						
Factor	dB/m	dB								
dBuV	dB/m	dBuV/m	cm	deg						
1	5565.50	57.37	13.95	43.42	68.20	-10.83	186	61 Peak	Horizontal	
2	5688.00	60.91	17.31	43.60	96.35	-35.44	186	61 Peak	Horizontal	
3	5716.50	57.93	14.25	43.68	109.82	-51.89	186	61 Peak	Horizontal	
4	5720.50	56.27	12.59	43.68	111.94	-55.67	186	61 Peak	Horizontal	
5	5785.00	123.55	79.74	43.81	122.20	1.35	186	61 Peak	Horizontal	
6	5852.00	57.01	13.82	43.99	117.64	-59.83	186	61 Peak	Horizontal	
7	5874.50	58.80	14.74	44.06	105.34	-46.54	186	61 Peak	Horizontal	
8	5879.50	61.84	17.76	44.08	101.86	-40.02	186	61 Peak	Horizontal	
9	5972.50	58.02	13.59	44.43	68.20	-10.18	186	61 Peak	Horizontal	



TUV Rheinland Taiwan Ltd.
No. 458-18, Sec 2, Fenliao, Linkou Dist., New Taipei City 244, Taiwan(R.O.C.)
Tel: +886-2172-1000 Fax: +886-2172-1322



Read	Limit	Over	APos	TPos	Remark	Pol/Phase	Note			
Level	Line	Limit	cm	deg						
Factor	dB/m	dB								
dBuV	dB/m	dBuV/m	cm	deg						
1	5633.00	57.27	13.86	43.41	68.20	-10.93	326	18 Peak	Vertical	
2	5686.50	58.15	14.55	43.60	95.24	-37.89	326	18 Peak	Vertical	
3	5700.50	56.47	12.80	43.67	105.34	-48.87	326	18 Peak	Vertical	
4	5720.00	56.41	12.73	43.68	110.80	-54.39	326	18 Peak	Vertical	
5	5785.00	118.58	74.77	43.81	122.20	-3.62	326	18 Peak	Vertical	
6	5853.00	57.69	13.68	44.01	115.36	-57.67	326	18 Peak	Vertical	
7	5859.00	58.00	13.98	44.02	109.68	-51.68	326	18 Peak	Vertical	
8	5887.00	58.90	14.81	44.09	96.29	-37.39	326	18 Peak	Vertical	
9	5928.00	57.72	13.50	44.22	68.20	-10.48	326	18 Peak	Vertical	

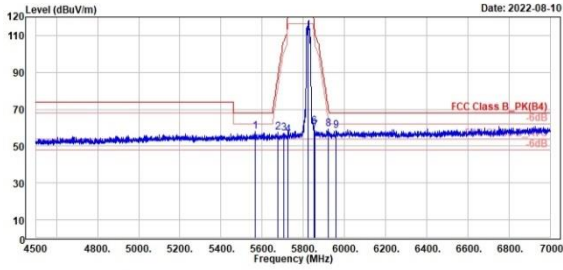
802.11ax HE20_OFDM

CH 165 (Horizontal) Peak

CH 165 (Vertical) Peak



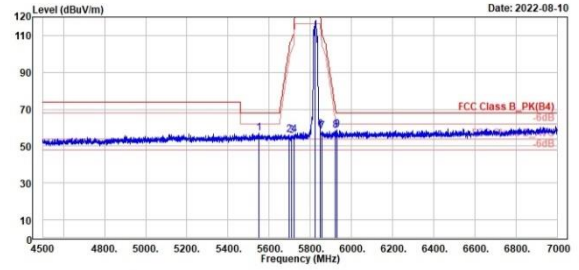
TUV Rheinland Taiwan Ltd.
No. 458-18, Sec. 2, Fenliao, Linkou Dist., New Taipei City 244, Taiwan(R.O.C.)
Tel: +886-2172-1000 Fax: +886-2172-1322



Read	Limit	Over	Apos	TPos	Remark	Pol/Phase	Note			
Level	Line	Line	cm	deg						
Factor	dB/m	dB								
dBuV	dB/m	dBuV/m	cm	deg						
1	5567.50	57.91	14.49	43.42	68.20	-10.29	100	295 Peak	Horizontal	
2	5676.50	57.51	13.95	43.56	87.85	-30.34	100	295 Peak	Horizontal	
3	5706.50	56.90	13.23	43.67	107.82	-50.12	100	295 Peak	Horizontal	
4	5725.00	56.11	12.42	43.69	122.20	-66.09	100	295 Peak	Horizontal	
5	5825.00	118.21	74.29	43.92	122.20	-3.99	100	295 Peak	Horizontal	
6	5852.00	68.53	16.54	43.99	117.64	-57.11	100	295 Peak	Horizontal	
7	5857.50	58.20	14.19	44.01	118.10	-51.90	100	295 Peak	Horizontal	
8	5922.00	59.21	15.02	44.19	70.41	-11.20	100	295 Peak	Horizontal	
9	5959.00	58.27	13.93	44.34	68.20	-9.93	100	295 Peak	Horizontal	



TUV Rheinland Taiwan Ltd.
No. 458-18, Sec. 2, Fenliao, Linkou Dist., New Taipei City 244, Taiwan(R.O.C.)
Tel: +886-2172-1000 Fax: +886-2172-1322



Read	Limit	Over	Apos	TPos	Remark	Pol/Phase	Note			
Level	Line	Line	cm	deg						
Factor	dB/m	dB								
dBuV	dB/m	dBuV/m	cm	deg						
1	5551.50	56.89	13.45	43.44	68.20	-11.31	368	13 Peak	Vertical	
2	5697.50	56.34	12.69	43.65	103.36	-47.02	368	13 Peak	Vertical	
3	5707.50	55.76	12.09	43.67	107.30	-51.54	368	13 Peak	Vertical	
4	5723.00	55.90	12.22	43.68	117.64	-61.74	368	13 Peak	Vertical	
5	5825.00	118.38	74.46	43.92	122.20	-3.82	368	13 Peak	Vertical	
6	5850.00	56.73	14.74	43.99	122.20	-63.47	368	13 Peak	Vertical	
7	5858.00	58.12	14.10	44.02	109.96	-51.84	368	13 Peak	Vertical	
8	5923.00	58.57	14.37	44.20	69.67	-11.10	368	13 Peak	Vertical	
9	5931.00	58.94	14.72	44.22	68.20	-9.26	368	13 Peak	Vertical	

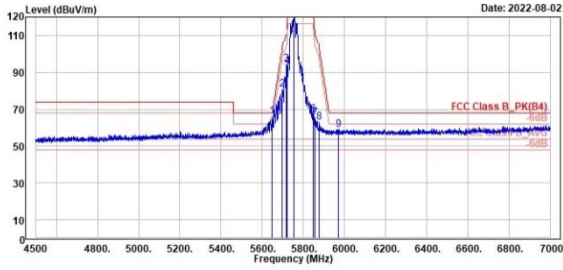
802.11ax HE40_OFDM

CH 151 (Horizontal) Peak

CH 151 (Vertical) Peak



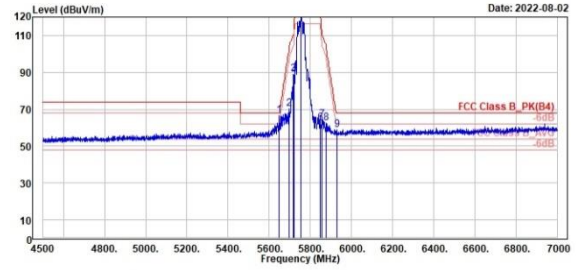
TUV Rheinland Taiwan Ltd.
No. 458-18, Sec 2, Fenhiao, Linkou Dist., New Taipei City 244, Taiwan(R.O.C.)
Tel: +886-2172-1000 Fax: +886-2172-1322



Peak	Freq (MHz)	Level (dBuV/m)	Read Level (dBuV)	Factor (dB/m)	Limit Line (dBuV/m)	Over Limit (dB)	APos (cm)	TPos (deg)	Remark	Pol/Phase	Note
1	5646.50	66.07	22.65	43.42	68.20	-2.13	145	39	Peak	Horizontal	
2	5695.00	80.54	36.89	43.65	103.73	-23.19	145	39	Peak	Horizontal	
3	5719.00	94.29	50.61	43.68	110.52	-16.23	145	39	Peak	Horizontal	
4	5720.00	92.96	49.28	43.68	110.00	-17.84	145	39	Peak	Horizontal	
5	5755.00	120.98	77.26	43.72	122.20	-1.22	145	39	Peak	Horizontal	
6	5850.00	66.96	22.97	43.99	122.20	-55.24	145	39	Peak	Horizontal	
7	5856.50	65.27	21.26	44.01	110.38	-45.11	145	39	Peak	Horizontal	
8	5878.50	62.91	18.83	44.08	102.60	-39.69	145	39	Peak	Horizontal	
9	5971.50	58.81	14.38	44.43	68.20	-9.39	145	39	Peak	Horizontal	



TUV Rheinland Taiwan Ltd.
No. 458-18, Sec 2, Fenhiao, Linkou Dist., New Taipei City 244, Taiwan(R.O.C.)
Tel: +886-2172-1000 Fax: +886-2172-1322



Peak	Freq (MHz)	Level (dBuV/m)	Read Level (dBuV)	Factor (dB/m)	Limit Line (dBuV/m)	Over Limit (dB)	APos (cm)	TPos (deg)	Remark	Pol/Phase	Note
1	5647.50	66.62	23.20	43.42	68.20	-1.58	344	9	Peak	Vertical	
2	5695.50	70.28	26.64	43.64	101.88	-31.60	344	9	Peak	Vertical	
3	5718.50	89.06	45.38	43.68	110.38	-21.32	344	9	Peak	Vertical	
4	5721.50	88.45	44.77	43.68	114.22	-25.77	344	9	Peak	Vertical	
5	5755.00	120.86	77.14	43.72	122.20	-1.34	344	9	Peak	Vertical	
6	5850.00	62.49	18.50	43.99	122.20	-59.71	344	9	Peak	Vertical	
7	5855.50	64.15	20.14	44.01	110.66	-46.51	344	9	Peak	Vertical	
8	5877.00	62.30	18.23	44.07	103.71	-41.41	344	9	Peak	Vertical	
9	5931.00	59.08	14.86	44.22	68.20	-9.12	344	9	Peak	Vertical	

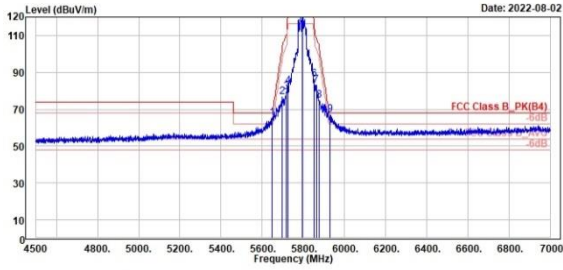
802.11ax HE40_OFDM

CH 159 (Horizontal) Peak

CH 159 (Vertical) Peak



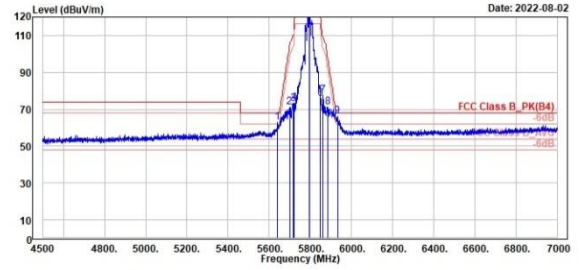
TUV Rheinland Taiwan Ltd.
No. 458-18, Sec. 2, Fenhiao, Linkou Dist., New Taipei City 244, Taiwan(R.O.C.)
Tel: +886-2172-1000 Fax: +886-2172-1322



Read	Limit	Over	APos	TPos	Remark	Pol/Phase	Note
Level	Line	Limit	cm	deg			
Factor	dB/m	dB					
dBuV	dB/m	dBuV/m	cm	deg			
1 5647.50	65.26	21.84	43.42	68.20	-2.94	193	303 Peak Horizontal
2 5698.00	76.62	32.97	43.65	103.73	-27.11	193	303 Peak Horizontal
3 5718.50	79.20	35.52	43.68	110.38	-31.18	193	303 Peak Horizontal
4 5724.00	82.55	38.86	43.69	119.92	-37.37	193	303 Peak Horizontal
5 * 5795.00	122.69	70.85	43.84	122.28	0.49	193	303 Peak Horizontal
6 5851.50	86.39	42.40	43.99	118.78	-32.39	193	303 Peak Horizontal
7 5862.50	83.25	39.22	44.03	108.70	-25.45	193	303 Peak Horizontal
8 5875.00	74.85	30.79	44.06	105.20	-30.35	193	303 Peak Horizontal
9 5929.50	67.09	22.87	44.22	68.20	-1.11	193	303 Peak Horizontal



TUV Rheinland Taiwan Ltd.
No. 458-18, Sec. 2, Fenhiao, Linkou Dist., New Taipei City 244, Taiwan(R.O.C.)
Tel: +886-2172-1000 Fax: +886-2172-1322



Read	Limit	Over	APos	TPos	Remark	Pol/Phase	Note
Level	Line	Limit	cm	deg			
Factor	dB/m	dB					
dBuV	dB/m	dBuV/m	cm	deg			
1 5641.50	62.75	19.33	43.42	68.20	-5.45	338	10 Peak Vertical
2 5699.00	71.01	27.35	43.66	104.46	-33.45	338	10 Peak Vertical
3 5715.50	73.20	29.52	43.68	109.54	-36.34	338	10 Peak Vertical
4 5721.00	73.53	29.85	43.68	113.08	-39.55	338	10 Peak Vertical
5 5795.00	121.13	77.29	43.84	122.20	-1.07	338	10 Peak Vertical
6 5850.00	75.92	31.93	43.99	122.20	-46.28	338	10 Peak Vertical
7 5862.00	77.69	33.67	44.02	108.84	-31.15	338	10 Peak Vertical
8 5883.50	71.30	27.21	44.09	98.89	-27.59	338	10 Peak Vertical
9 5932.00	65.98	21.76	44.22	68.20	-2.22	338	10 Peak Vertical

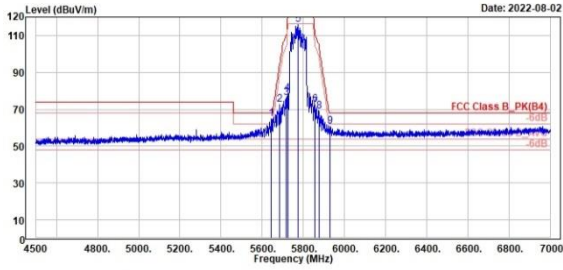
802.11ax HE80_OFDM

CH 155 (Horizontal) Peak

CH 155 (Vertical) Peak



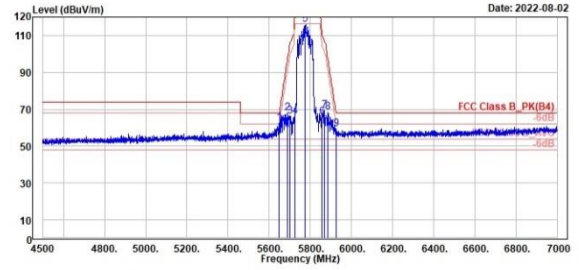
TUV Rheinland Taiwan Ltd.
No. 458-18, Sec 2, Feniiao, Linkou Dist., New Taipei City 244, Taiwan(R.O.C.)
Tel: +886-2172-1000 Fax: +886-2172-1322



1	2	3	4	5	6	7	8	9
Read Level	Level Factor	Limit	Over Line	Apos	TPos	Remark	Pol/Phase	Note
MHz	dBuV/m	dBuV	dB/m	dBuV/m	dB	cm	deg	
5645.50	64.87	21.45	43.42	68.20	-3.33	190	66 Peak	Horizontal
5683.50	72.73	29.15	43.58	93.03	-20.30	190	66 Peak	Horizontal
5715.50	76.34	32.66	43.68	109.54	-33.20	190	66 Peak	Horizontal
5723.50	78.54	34.86	43.68	118.78	-40.24	190	66 Peak	Horizontal
5775.00	115.76	71.98	43.78	122.20	-6.44	190	66 Peak	Horizontal
5854.50	72.36	28.35	44.01	111.54	-39.58	190	66 Peak	Horizontal
5855.00	71.25	27.24	44.01	110.80	-39.55	190	66 Peak	Horizontal
5876.00	69.04	24.98	44.06	104.46	-35.42	190	66 Peak	Horizontal
5931.50	68.52	16.30	44.22	68.20	-7.68	190	66 Peak	Horizontal



TUV Rheinland Taiwan Ltd.
No. 458-18, Sec 2, Feniiao, Linkou Dist., New Taipei City 244, Taiwan(R.O.C.)
Tel: +886-2172-1000 Fax: +886-2172-1322



1	2	3	4	5	6	7	8	9
Read Level	Level Factor	Limit	Over Line	Apos	TPos	Remark	Pol/Phase	Note
MHz	dBuV/m	dBuV	dB/m	dBuV/m	dB	cm	deg	
5646.50	62.42	19.00	43.42	68.20	-5.78	342	9 Peak	Vertical
5687.50	68.01	24.41	43.60	95.98	-27.97	342	9 Peak	Vertical
5700.00	66.36	22.70	43.66	105.20	-38.84	342	9 Peak	Vertical
5725.00	66.37	22.68	43.69	122.20	-55.83	342	9 Peak	Vertical
5775.00	116.03	72.25	43.78	122.20	-6.17	342	9 Peak	Vertical
5855.00	65.61	21.60	44.01	110.80	-45.19	342	9 Peak	Vertical
5868.00	69.22	25.17	44.05	107.16	-37.94	342	9 Peak	Vertical
5886.00	68.41	24.32	44.09	97.03	-28.62	342	9 Peak	Vertical
5927.00	59.52	15.31	44.21	68.20	-8.68	342	9 Peak	Vertical