

Appendix B: Test Results of Radiated Spurious Emissions & Mains

Conducted Emission Test

<Adapter Mode>

Band Edges, 2.31GHz ~ 2.9GHz

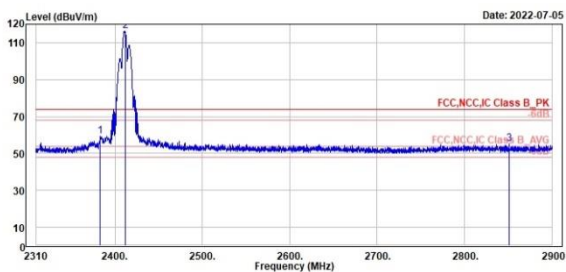
802.11b

Low Channel (Horizontal) Peak

Low Channel (Vertical) Peak



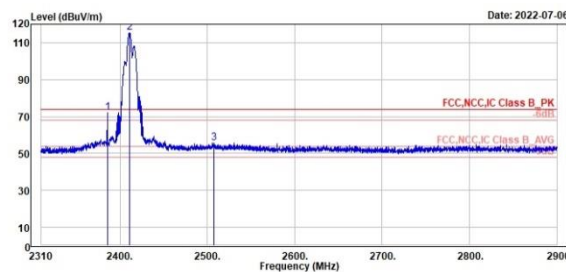
TUV Rheinland Taiwan Ltd.
No. 458-18, Sec 2, Fenhiao, Linkou Dist., New Taipei City 244, Taiwan(R.O.C.)
Tel: +886-2172-1000 Fax: +886-2172-1322



Peak	Freq (MHz)	Level (dBuV/m)	Read Level (dBuV)	Factor (dB/m)	Limit Line (dBuV/m)	Over Limit (dB)	APos (cm)	TPos (deg)	Remark	Pol/Phase	Note
1	2383.28	59.09	21.55	37.54	74.00	-14.91	221	49	Peak	Horizontal	
2 *	2412.00	116.53	78.88	37.65	74.00	42.53	221	49	Peak	Horizontal	
3	2850.79	55.39	17.23	38.16	74.00	-18.61	221	49	Peak	Horizontal	



TUV Rheinland Taiwan Ltd.
No. 458-18, Sec 2, Fenhiao, Linkou Dist., New Taipei City 244, Taiwan(R.O.C.)
Tel: +886-2172-1000 Fax: +886-2172-1322



Peak	Freq (MHz)	Level (dBuV/m)	Read Level (dBuV)	Factor (dB/m)	Limit Line (dBuV/m)	Over Limit (dB)	APos (cm)	TPos (deg)	Remark	Pol/Phase	Note
1	2385.64	72.16	34.60	37.56	74.00	-1.84	351	360	Peak	Vertical	
2 *	2411.13	115.56	77.91	37.65	74.00	41.56	351	360	Peak	Vertical	
3	2507.65	55.86	18.00	37.86	74.00	-18.14	351	360	Peak	Vertical	

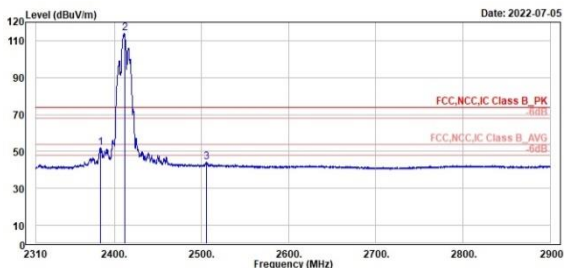
802.11b

Low Channel (Horizontal) Average

Low Channel (Vertical) Average



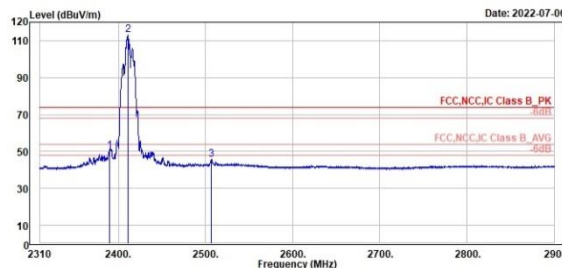
TUV Rheinland Taiwan Ltd.
No. 458-18, Sec 2, Feniiao, Linkou Dist., New Taipei City 244, Taiwan(R.O.C.)
Tel: +886-2172-1000 Fax: +886-2172-1322



Read	Limit	Over	Apos	TPos	Remark	Pol/Phase	Note
Level	Line	Limit					
Factor							
dBuV	dB/m	dBuV/m	dB	cm	deg		
1 2383.75	51.80	14.25	37.55	54.00	-2.20	221	49 Average Horizontal
2 * 2412.00	113.93	76.28	37.65	54.00	59.93	221	49 Average Horizontal
3 2505.53	44.27	6.41	37.86	54.00	-9.73	221	49 Average Horizontal



TUV Rheinland Taiwan Ltd.
No. 458-18, Sec 2, Feniiao, Linkou Dist., New Taipei City 244, Taiwan(R.O.C.)
Tel: +886-2172-1000 Fax: +886-2172-1322



Read	Limit	Over	Apos	TPos	Remark	Pol/Phase	Note
Level	Line	Limit					
Factor							
dBuV	dB/m	dBuV/m	dB	cm	deg		
1 2390.00	50.38	12.80	37.58	54.00	-3.62	351	360 Average Vertical
2 * 2411.13	113.17	75.52	37.65	54.00	59.17	351	360 Average Vertical
3 2507.06	45.74	7.88	37.86	54.00	-8.26	351	360 Average Vertical

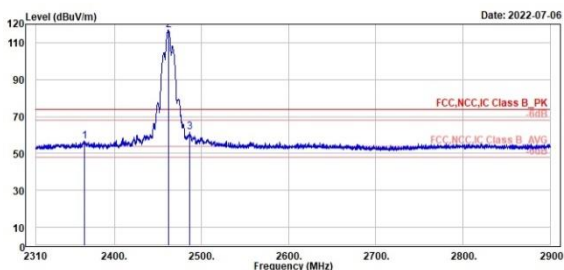
802.11b

High Channel (Horizontal) Peak

High Channel (Vertical) Peak



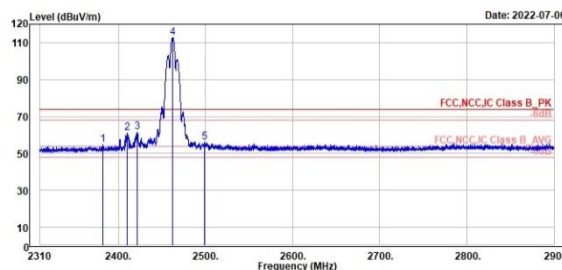
TUV Rheinland Taiwan Ltd.
No. 458-18, Sec 2, Feniiao, Linkou Dist., New Taipei City 244, Taiwan(R.O.C.)
Tel: +886-2172-1000 Fax: +886-2172-1322



Peak	Freq (MHz)	Level (dBuV/m)	Read Level (dBuV)	Level Factor (dB/m)	Limit Line (dBuV/m)	Over Limit (dB)	APos (cm)	TPos (deg)	Remark	Pol/Phase	Note
1	2365.70	56.62	19.17	37.45	74.00	-17.38	242	318	Peak	Horizontal	
2 *	2462.00	116.90	79.17	37.73	74.00	42.90	242	318	Peak	Horizontal	
3	2486.76	61.42	23.62	37.80	74.00	-12.58	242	318	Peak	Horizontal	



TUV Rheinland Taiwan Ltd.
No. 458-18, Sec 2, Feniiao, Linkou Dist., New Taipei City 244, Taiwan(R.O.C.)
Tel: +886-2172-1000 Fax: +886-2172-1322

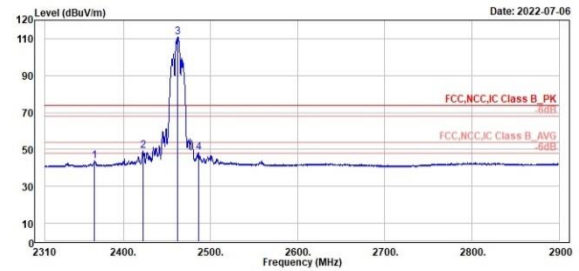
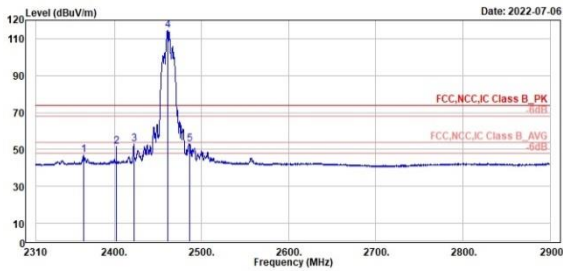
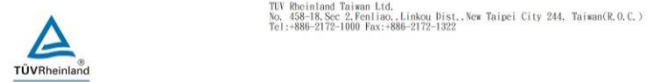


Peak	Freq (MHz)	Level (dBuV/m)	Read Level (dBuV)	Level Factor (dB/m)	Limit Line (dBuV/m)	Over Limit (dB)	APos (cm)	TPos (deg)	Remark	Pol/Phase	Note
1	2382.57	54.56	17.02	37.54	74.00	-19.44	186	33	Peak	Vertical	
2	2410.06	61.15	23.51	37.64	74.00	-12.85	186	33	Peak	Vertical	
3	2422.10	61.50	23.84	37.66	74.00	-12.50	186	33	Peak	Vertical	
4 *	2462.00	112.62	74.89	37.73	74.00	38.62	186	33	Peak	Vertical	
5	2498.68	56.04	18.19	37.85	74.00	-17.96	186	33	Peak	Vertical	

802.11b

High Channel (Horizontal) Average

High Channel (Vertical) Average



Read	Limit	Over	APos	TPos	Remark	Pol/Phase	Note
Level	Line	Limit					
Factor							
dB/m	dB/m	dB	cm	deg			
2364.63	46.98	9.53	37.45	54.00	-7.02	242	318 Average Horizontal
2402.28	51.36	13.73	37.63	54.00	-2.64	242	318 Average Horizontal
2422.34	52.99	15.33	37.66	54.00	-1.01	242	318 Average Horizontal
2461.28	114.39	76.67	37.72	54.00	60.39	242	318 Average Horizontal
2486.17	52.94	15.14	37.80	54.00	-1.06	242	318 Average Horizontal

Read	Limit	Over	APos	TPos	Remark	Pol/Phase	Note
Level	Line	Limit					
Factor							
dB/m	dB/m	dB	cm	deg			
2367.11	43.71	6.25	37.46	54.00	-10.29	186	33 Average Vertical
2422.69	49.19	11.53	37.66	54.00	-4.81	186	33 Average Vertical
2462.00	111.00	73.27	37.73	54.00	57.00	186	33 Average Vertical
2485.94	48.34	10.54	37.80	54.00	-5.66	186	33 Average Vertical

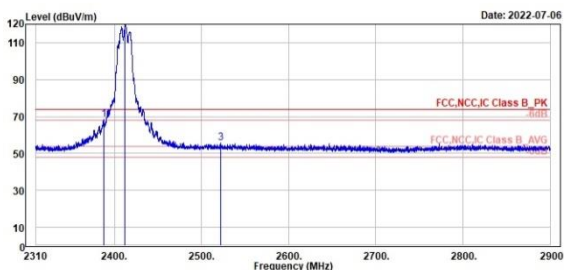
802.11g

Low Channel (Horizontal) Peak

Low Channel (Vertical) Peak



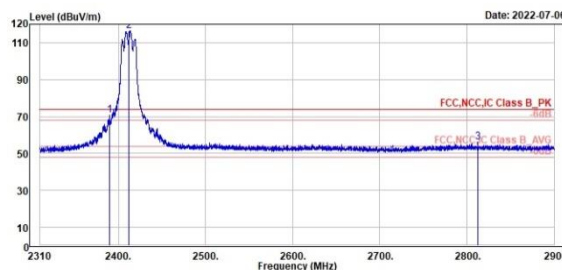
TUV Rheinland Taiwan Ltd.
No. 458-18, Sec 2, Feniiao, Linkou Dist., New Taipei City 244, Taiwan(R.O.C.)
Tel: +886-2172-1000 Fax: +886-2172-1322



Read	Limit	Over	APos	TPos	Remark	Pol/Phase	Note		
Level	Line	Limit							
Factor									
Freq	Level	Level	Line	Limit	APos	TPos	Remark	Note	
MHz	dBuV/m	dBuV	dB/m	dBuV/m	dB	cm	deg		
1	2388.12	68.21	30.64	37.57	74.00	-5.79	222	46 Peak	Horizontal
2	2412.00	120.14	82.49	37.65	74.00	46.14	222	46 Peak	Horizontal
3	2522.05	55.56	17.68	37.88	74.00	-18.44	222	46 Peak	Horizontal



TUV Rheinland Taiwan Ltd.
No. 458-18, Sec 2, Feniiao, Linkou Dist., New Taipei City 244, Taiwan(R.O.C.)
Tel: +886-2172-1000 Fax: +886-2172-1322



Read	Limit	Over	APos	TPos	Remark	Pol/Phase	Note		
Level	Line	Limit							
Factor									
Freq	Level	Level	Line	Limit	APos	TPos	Remark	Note	
MHz	dBuV/m	dBuV	dB/m	dBuV/m	dB	cm	deg		
1	2389.41	70.92	33.34	37.58	74.00	-3.08	171	32 Peak	Vertical
2	2412.00	116.34	78.69	37.65	74.00	42.34	171	32 Peak	Vertical
3	2812.09	56.25	18.05	38.20	74.00	-17.75	171	32 Peak	Vertical

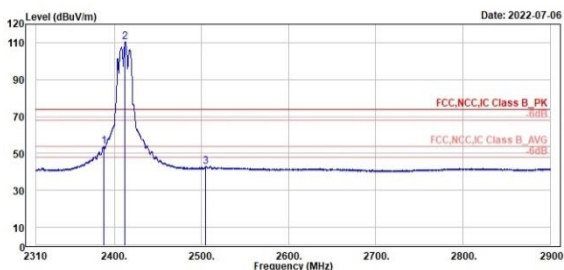
802.11g

Low Channel (Horizontal) Average

Low Channel (Vertical) Average



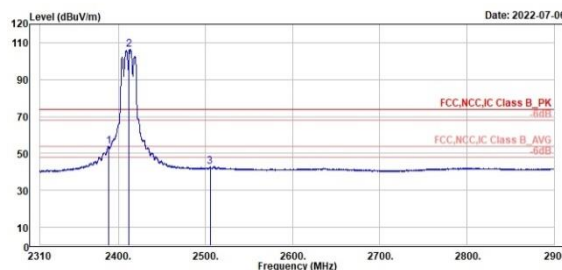
TUV Rheinland Taiwan Ltd.
No. 458-18, Sec 2, Feniiao, Linkou Dist., New Taipei City 244, Taiwan(R.O.C.)
Tel: +886-2172-1000 Fax: +886-2172-1322



Read	Limit	Over	APos	TPos	Remark	Pol/Phase	Note
Level	Line	Limit					
Factor							
dBuV	dB/m	dBuV/m	dB	cm	deg		
1 2388.23	53.88	16.31	37.57	54.00	-0.12	222	46 Average Horizontal
2 * 2412.00	110.51	72.86	37.65	54.00	56.51	222	46 Average Horizontal
3 2505.05	43.00	5.14	37.86	54.00	-11.00	222	46 Average Horizontal



TUV Rheinland Taiwan Ltd.
No. 458-18, Sec 2, Feniiao, Linkou Dist., New Taipei City 244, Taiwan(R.O.C.)
Tel: +886-2172-1000 Fax: +886-2172-1322



Read	Limit	Over	APos	TPos	Remark	Pol/Phase	Note
Level	Line	Limit					
Factor							
dBuV	dB/m	dBuV/m	dB	cm	deg		
1 2388.47	53.78	16.21	37.57	54.00	-0.22	171	32 Average Vertical
2 * 2412.00	106.40	68.75	37.65	54.00	52.40	171	32 Average Vertical
3 2505.17	42.72	4.86	37.86	54.00	-11.28	171	32 Average Vertical

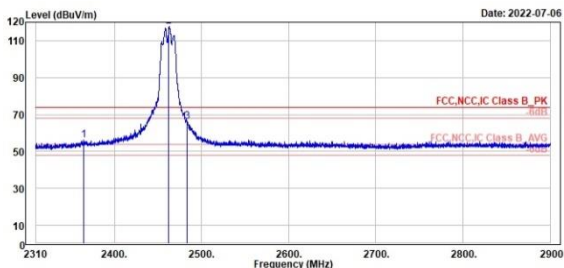
802.11g

High Channel (Horizontal) Peak

High Channel (Vertical) Peak



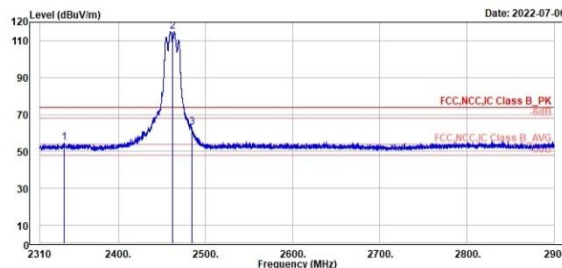
TÜV Rheinland Taiwan Ltd.
No. 458-18, Sec 2, Feniiao, Linkou Dist., New Taipei City 244, Taiwan(R.O.C.)
Tel: +886-2172-1000 Fax: +886-2172-1322



Peak	Freq (MHz)	Level (dBuV/m)	Read Level (dBuV)	Level Factor (dB/m)	Limit Line (dBuV/m)	Over Limit (dB)	APos (cm)	TPos (deg)	Remark	Pol/Phase	Note
1	2364.87	56.20	18.75	37.45	74.00	-17.80	198	50	Peak	Horizontal	
2 *	2462.00	117.65	79.92	37.73	74.00	43.65	198	50	Peak	Horizontal	
3	2483.46	66.04	28.24	37.80	74.00	-7.96	198	50	Peak	Horizontal	



TÜV Rheinland Taiwan Ltd.
No. 458-18, Sec 2, Feniiao, Linkou Dist., New Taipei City 244, Taiwan(R.O.C.)
Tel: +886-2172-1000 Fax: +886-2172-1322



Peak	Freq (MHz)	Level (dBuV/m)	Read Level (dBuV)	Level Factor (dB/m)	Limit Line (dBuV/m)	Over Limit (dB)	APos (cm)	TPos (deg)	Remark	Pol/Phase	Note
1	2337.97	54.58	17.24	37.34	74.00	-19.42	335	35	Peak	Vertical	
2 *	2462.00	114.89	77.16	37.73	74.00	40.89	335	35	Peak	Vertical	
3	2484.29	63.01	25.21	37.80	74.00	-10.99	335	35	Peak	Vertical	

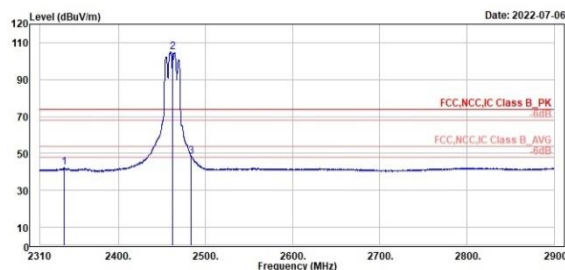
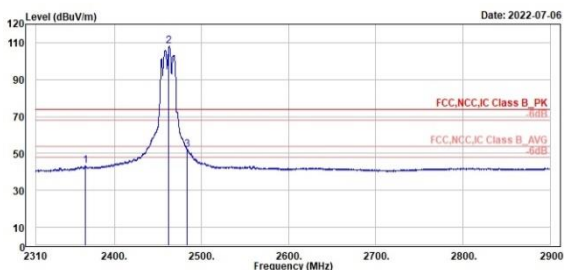
802.11g

High Channel (Horizontal) Average

High Channel (Vertical) Average

TÜVRheinland
TUV Rheinland Taiwan Ltd.
No. 458-18, Sec 2, Feniiao, Linkou Dist., New Taipei City 244, Taiwan(R.O.C.)
Tel: +886-2172-1000 Fax: +886-2172-1322

TÜVRheinland
TUV Rheinland Taiwan Ltd.
No. 458-18, Sec 2, Feniiao, Linkou Dist., New Taipei City 244, Taiwan(R.O.C.)
Tel: +886-2172-1000 Fax: +886-2172-1322



Read	Limit	Over	Apos	TPos	Remark	Pol/Phase	Note
Level	Line	Limit					
Factor	Limit	Limit					
dB/m	dB/m	dB	cm	deg			
2366.29	43.25	5.79	37.46	54.00	-10.75	198	50 Average Horizontal
2462.00	108.13	70.48	37.73	54.00	54.13	198	50 Average Horizontal
2483.46	52.14	14.34	37.80	54.00	-1.86	198	50 Average Horizontal

Read	Limit	Over	Apos	TPos	Remark	Pol/Phase	Note
Level	Line	Limit					
Factor	Limit	Limit					
dB/m	dB/m	dB	cm	deg			
2337.73	42.44	5.10	37.34	54.00	-11.56	335	35 Average Vertical
2462.00	105.03	67.30	37.73	54.00	51.03	335	35 Average Vertical
2483.46	48.42	10.62	37.80	54.00	-5.58	335	35 Average Vertical

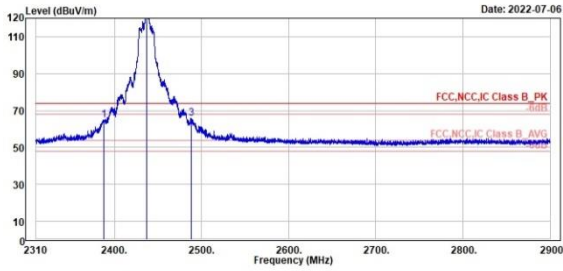
802.11ac VHT20

Low Channel (Horizontal) Peak

Low Channel (Vertical) Peak



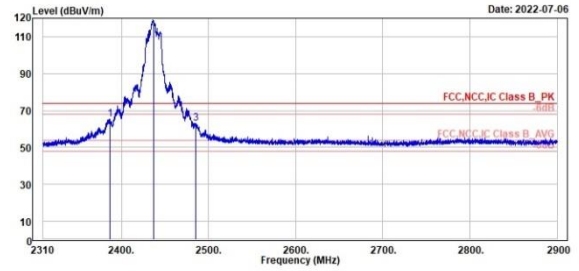
TUV Rheinland Taiwan Ltd.
No. 458-18, Sec 2, Feniiao, Linkou Dist., New Taipei City 244, Taiwan(R.O.C.)
Tel: +886-2172-1000 Fax: +886-2172-1322



Peak	Freq (MHz)	Level (dBuV/m)	Read Level (dBuV)	Level Factor (dB/m)	Limit Line (dBuV/m)	Over Limit (dB)	APos (cm)	TPos (deg)	Remark	Pol/Phase	Note
1	2388.12	64.90	27.33	37.57	74.00	-9.10	300	319	Peak	Horizontal	
2 *	2437.00	122.34	84.66	37.68	74.00	48.34	300	319	Peak	Horizontal	
3	2488.42	65.92	28.10	37.82	74.00	-8.08	300	319	Peak	Horizontal	



TUV Rheinland Taiwan Ltd.
No. 458-18, Sec 2, Feniiao, Linkou Dist., New Taipei City 244, Taiwan(R.O.C.)
Tel: +886-2172-1000 Fax: +886-2172-1322



Peak	Freq (MHz)	Level (dBuV/m)	Read Level (dBuV)	Level Factor (dB/m)	Limit Line (dBuV/m)	Over Limit (dB)	APos (cm)	TPos (deg)	Remark	Pol/Phase	Note
1	2386.82	65.05	27.48	37.57	74.00	-8.95	189	33	Peak	Vertical	
2 *	2437.00	119.14	81.46	37.68	74.00	45.14	189	33	Peak	Vertical	
3	2485.23	63.07	25.27	37.80	74.00	-10.93	189	33	Peak	Vertical	

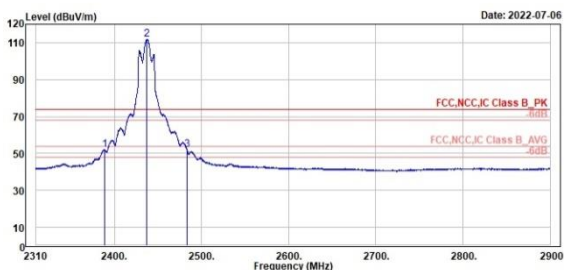
802.11ac VHT20

Low Channel (Horizontal) Average

Low Channel (Vertical) Average



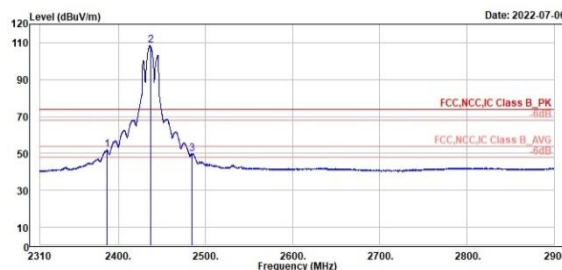
TUV Rheinland Taiwan Ltd.
No. 458-18, Sec 2, Feniiao, Linkou Dist., New Taipei City 244, Taiwan(R.O.C.)
Tel: +886-2172-1000 Fax: +886-2172-1322



Read	Limit	Over	APos	TPos	Remark	Pol/Phase	Note
Level	Line	Limit					
Factor							
dBuV	dB/m	dBuV/m	dB	cm	deg		
52.16	37.57	54.00	-1.84	300	319 Average	Horizontal	
111.87	74.19	54.00	57.87	300	319 Average	Horizontal	
52.22	37.80	54.00	-1.78	300	319 Average	Horizontal	



TUV Rheinland Taiwan Ltd.
No. 458-18, Sec 2, Feniiao, Linkou Dist., New Taipei City 244, Taiwan(R.O.C.)
Tel: +886-2172-1000 Fax: +886-2172-1322



Read	Limit	Over	APos	TPos	Remark	Pol/Phase	Note
Level	Line	Limit					
Factor							
dBuV	dB/m	dBuV/m	dB	cm	deg		
52.01	37.57	54.00	-1.99	189	33 Average	Vertical	
108.43	70.75	54.00	54.43	189	33 Average	Vertical	
49.86	37.80	54.00	-4.14	189	33 Average	Vertical	

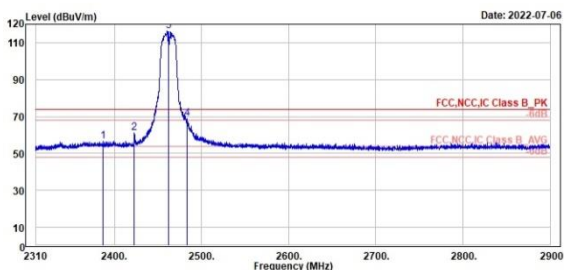
802.11ac VHT20

High Channel (Horizontal) Peak

High Channel (Vertical) Peak



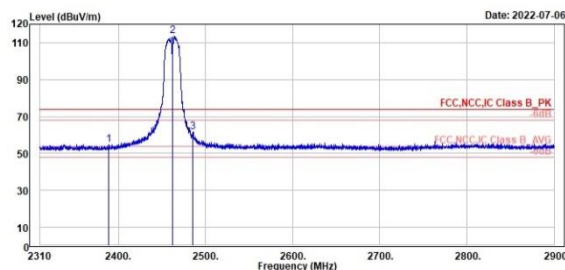
TUV Rheinland Taiwan Ltd.
No. 458-18, Sec 2, Feniiao, Linkou Dist., New Taipei City 244, Taiwan(R.O.C.)
Tel: +886-2172-1000 Fax: +886-2172-1322



Peak	Freq (MHz)	Level (dBuV/m)	Read Level (dBuV)	Factor (dB/m)	Limit (dBuV/m)	Over Limit (dB)	APos (cm)	TPos (deg)	Remark	Pol/Phase	Note
1	2386.58	56.43	18.86	37.57	74.00	-17.57	324	319	Peak	Horizontal	
2	2422.57	61.09	23.43	37.66	74.00	-12.91	324	319	Peak	Horizontal	
3 *	2462.00	116.37	78.64	37.73	74.00	42.37	324	319	Peak	Horizontal	
4 !	2483.81	68.68	30.88	37.80	74.00	-5.32	324	319	Peak	Horizontal	



TUV Rheinland Taiwan Ltd.
No. 458-18, Sec 2, Feniiao, Linkou Dist., New Taipei City 244, Taiwan(R.O.C.)
Tel: +886-2172-1000 Fax: +886-2172-1322



Peak	Freq (MHz)	Level (dBuV/m)	Read Level (dBuV)	Factor (dB/m)	Limit (dBuV/m)	Over Limit (dB)	APos (cm)	TPos (deg)	Remark	Pol/Phase	Note
1	2389.30	54.96	17.38	37.58	74.00	-19.04	249	34	Peak	Vertical	
2 *	2462.00	113.81	76.08	37.73	74.00	39.81	249	34	Peak	Vertical	
3	2485.82	61.63	23.83	37.80	74.00	-12.37	249	34	Peak	Vertical	

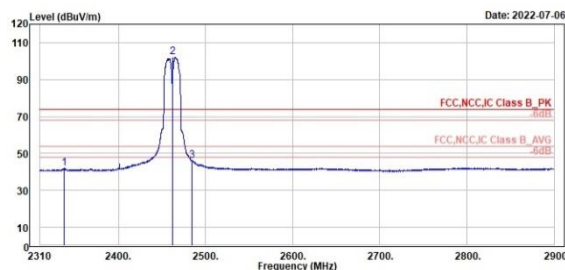
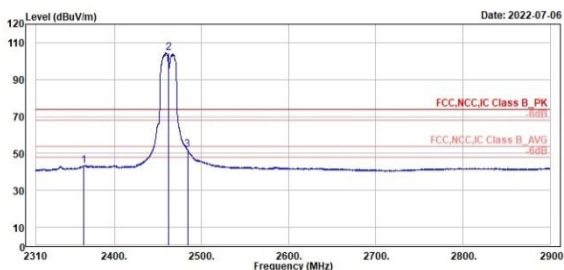
802.11ac VHT20

High Channel (Horizontal) Average

High Channel (Vertical) Average

TÜVRheinland
TUV Rheinland Taiwan Ltd.
No. 458-18, Sec 2, Feniiao, Linkou Dist., New Taipei City 244, Taiwan(R.O.C.)
Tel: +886-2172-1000 Fax: +886-2172-1322

TÜVRheinland
TUV Rheinland Taiwan Ltd.
No. 458-18, Sec 2, Feniiao, Linkou Dist., New Taipei City 244, Taiwan(R.O.C.)
Tel: +886-2172-1000 Fax: +886-2172-1322



Read	Limit	Over	APos	TPos	Remark	Pol/Phase	Note				
Level	Line	Limit									
Factor											
dBuV	dB/m	dBuV/m	dB	cm	deg						
1	2364.87	43.55	6.10	37.45	54.00	-10.45	324	319	Average	Horizontal	
2 *	2462.00	104.61	66.88	37.73	54.00	50.61	324	319	Average	Horizontal	
3 †	2483.93	52.21	14.41	37.80	54.00	-1.79	324	319	Average	Horizontal	

Read	Limit	Over	APos	TPos	Remark	Pol/Phase	Note			
Level	Line	Limit								
Factor										
dBuV	dB/m	dBuV/m	dB	cm	deg					
1	2337.61	41.93	4.59	37.34	54.00	-12.07	249	34	Average	Vertical
2 *	2462.00	102.42	64.69	37.73	54.00	48.42	249	34	Average	Vertical
3	2484.05	46.19	8.39	37.80	54.00	-7.81	249	34	Average	Vertical

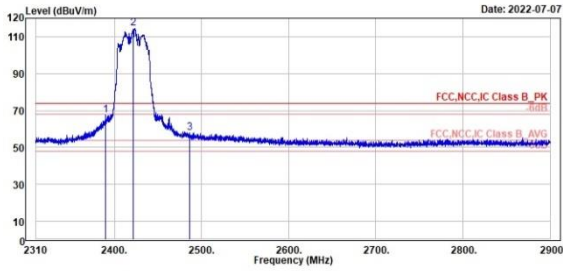
802.11ac VHT40

Low Channel (Horizontal) Peak

Low Channel (Vertical) Peak



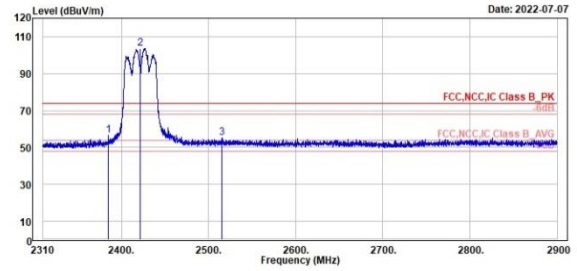
TUV Rheinland Taiwan Ltd.
No. 458-18, Sec 2, Feniiao, Linkou Dist., New Taipei City 244, Taiwan(R.O.C.)
Tel: +886-2172-1000 Fax: +886-2172-1322



Peak	Freq (MHz)	Level (dBuV/m)	Read Level (dBuV)	Level Factor (dB/m)	Limit Line (dBuV/m)	Over Limit (dB)	APos (cm)	TPos (deg)	Remark	Pol/Phase	Note
1	2398.00	67.31	29.73	37.58	74.00	-6.69	248	316	Peak	Horizontal	
2 *	2422.00	114.40	76.74	37.66	74.00	40.40	248	316	Peak	Horizontal	
3	2485.94	57.97	20.17	37.80	74.00	-16.03	248	316	Peak	Horizontal	



TUV Rheinland Taiwan Ltd.
No. 458-18, Sec 2, Feniiao, Linkou Dist., New Taipei City 244, Taiwan(R.O.C.)
Tel: +886-2172-1000 Fax: +886-2172-1322



Peak	Freq (MHz)	Level (dBuV/m)	Read Level (dBuV)	Level Factor (dB/m)	Limit Line (dBuV/m)	Over Limit (dB)	APos (cm)	TPos (deg)	Remark	Pol/Phase	Note
1	2385.05	56.60	19.05	37.55	74.00	-17.40	284	345	Peak	Vertical	
2 *	2422.00	103.77	66.11	37.66	74.00	29.77	284	345	Peak	Vertical	
3	2515.67	55.16	17.29	37.87	74.00	-18.84	284	345	Peak	Vertical	

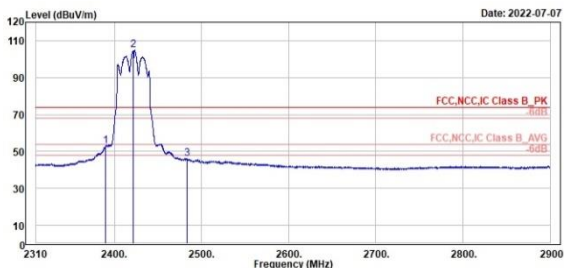
802.11ac VHT40

Low Channel (Horizontal) Average

Low Channel (Vertical) Average



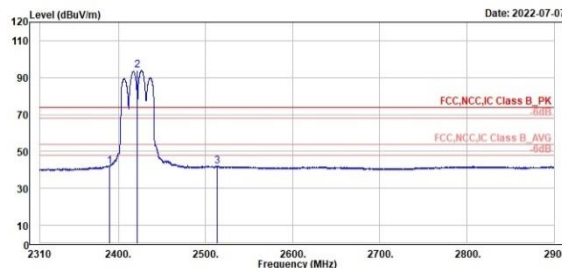
TUV Rheinland Taiwan Ltd.
No. 458-18, Sec 2, Feniiao, Linkou Dist., New Taipei City 244, Taiwan(R.O.C.)
Tel: +886-2172-1000 Fax: +886-2172-1322



Read	Limit	Over	APos	TPos	Remark	Pol/Phase	Note
Level	Line	Limit					
Factor							
dBuV	dB/m	dBuV/m	dB	cm	deg		
1 2390.00	52.91	15.33	37.58	54.00	-1.09	248	316 Average Horizontal
2 * 2422.00	104.80	67.14	37.66	54.00	50.80	248	316 Average Horizontal
3 2483.46	45.88	8.08	37.80	54.00	-8.12	248	316 Average Horizontal



TUV Rheinland Taiwan Ltd.
No. 458-18, Sec 2, Feniiao, Linkou Dist., New Taipei City 244, Taiwan(R.O.C.)
Tel: +886-2172-1000 Fax: +886-2172-1322



Read	Limit	Over	APos	TPos	Remark	Pol/Phase	Note
Level	Line	Limit					
Factor							
dBuV	dB/m	dBuV/m	dB	cm	deg		
1 2389.53	42.20	4.62	37.58	54.00	-11.80	284	345 Average Vertical
2 * 2422.00	93.98	56.32	37.66	54.00	39.98	284	345 Average Vertical
3 2513.43	41.96	4.09	37.87	54.00	-12.04	284	345 Average Vertical

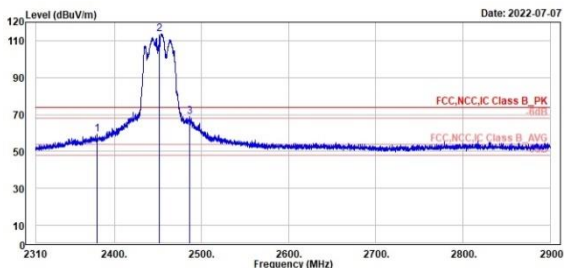
802.11ac VHT40

High Channel (Horizontal) Peak

High Channel (Vertical) Peak



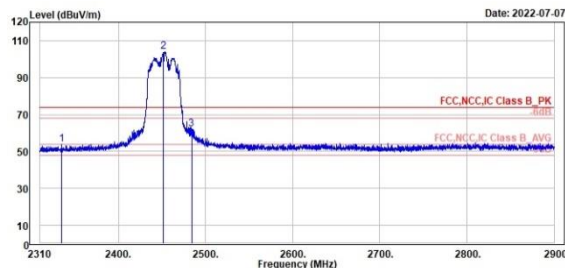
TÜV Rheinland Taiwan Ltd.
No. 458-18, Sec 2, Feniiao, Linkou Dist., New Taipei City 244, Taiwan(R.O.C.)
Tel: +886-2172-1000 Fax: +886-2172-1322



Peak	Freq (MHz)	Level (dBuV/m)	Read Level (dBuV)	Level Factor (dB/m)	Limit Line (dBuV/m)	Over Limit (dB)	APos (cm)	TPos (deg)	Remark	Pol/Phase	Note
1	2380.09	59.14	21.61	37.53	74.00	-14.86	100	63	Peak	Horizontal	
2 *	2452.00	113.62	75.93	37.69	74.00	39.62	100	63	Peak	Horizontal	
3 †	2486.17	68.97	31.17	37.80	74.00	-5.03	100	63	Peak	Horizontal	



TÜV Rheinland Taiwan Ltd.
No. 458-18, Sec 2, Feniiao, Linkou Dist., New Taipei City 244, Taiwan(R.O.C.)
Tel: +886-2172-1000 Fax: +886-2172-1322



Peak	Freq (MHz)	Level (dBuV/m)	Read Level (dBuV)	Level Factor (dB/m)	Limit Line (dBuV/m)	Over Limit (dB)	APos (cm)	TPos (deg)	Remark	Pol/Phase	Note
1	2334.78	53.78	16.45	37.33	74.00	-20.22	334	344	Peak	Vertical	
2 *	2452.00	103.88	66.19	37.69	74.00	29.88	334	344	Peak	Vertical	
3	2483.93	62.17	24.37	37.80	74.00	-11.83	334	344	Peak	Vertical	

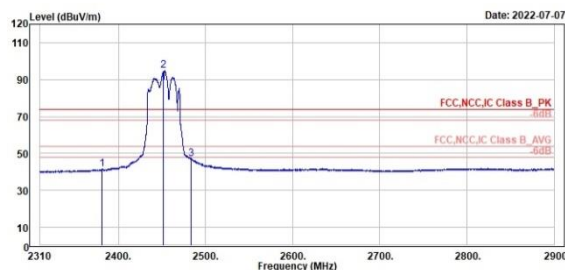
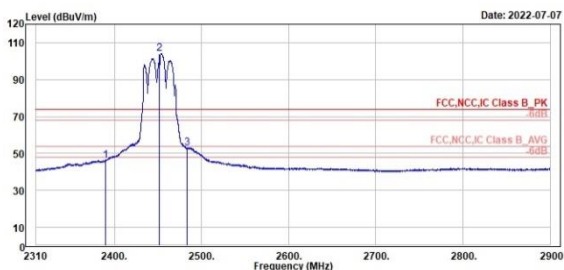
802.11ac VHT40

High Channel (Horizontal) Average

High Channel (Vertical) Average

TÜVRheinland
TUV Rheinland Taiwan Ltd.
No. 458-18, Sec 2, Fenliao, Linkou Dist., New Taipei City 244, Taiwan(R.O.C.)
Tel: +886-2172-1000 Fax: +886-2172-1322

TÜVRheinland
TUV Rheinland Taiwan Ltd.
No. 458-18, Sec 2, Fenliao, Linkou Dist., New Taipei City 244, Taiwan(R.O.C.)
Tel: +886-2172-1000 Fax: +886-2172-1322



Read	Limit	Over	APos	TPos	Remark	Pol/Phase	Note				
Level	Line	Limit									
Factor											
dBuV	dBuV/m	dB	cm	deg							
1	2390.00	46.25	8.67	37.58	54.00	-7.75	100	63	Average	Horizontal	
2 *	2452.00	104.12	66.43	37.69	54.00	50.12	100	63	Average	Horizontal	
3 †	2483.70	52.99	15.19	37.80	54.00	-1.01	100	63	Average	Horizontal	

Read	Limit	Over	APos	TPos	Remark	Pol/Phase	Note			
Level	Line	Limit								
Factor										
dBuV	dBuV/m	dB	cm	deg						
1	2381.04	41.36	3.83	37.53	54.00	-12.64	334	344	Average	Vertical
2 *	2452.00	94.68	56.99	37.69	54.00	40.68	334	344	Average	Vertical
3	2483.70	47.14	9.34	37.80	54.00	-6.86	334	344	Average	Vertical

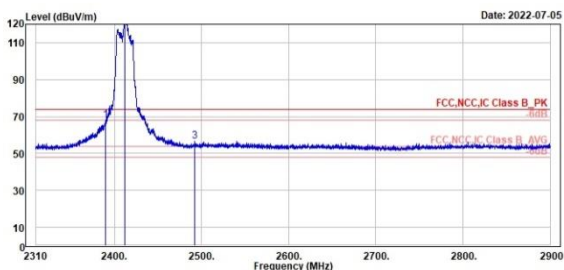
802.11ax HE20_OFDM

Low Channel (Horizontal) Peak

Low Channel (Vertical) Peak



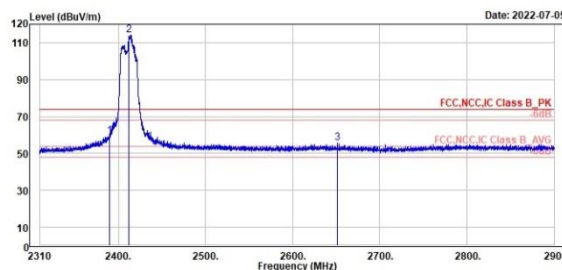
TUV Rheinland Taiwan Ltd.
No. 458-18, Sec 2, Feniiao, Linkou Dist., New Taipei City 244, Taiwan(R.O.C.)
Tel: +886-2172-1000 Fax: +886-2172-1322



Peak	Freq (MHz)	Level (dBuV/m)	Read Level (dBuV)	Level Factor (dB/m)	Limit Line (dBuV/m)	Over Limit (dB)	APos (cm)	TPos (deg)	Remark	Pol/Phase	Note
1	2390.00	67.92	30.34	37.58	74.00	-6.08	222	46	Peak	Horizontal	
2 *	2412.00	121.96	84.31	37.65	74.00	47.96	222	46	Peak	Horizontal	
3	2492.31	56.70	18.88	37.82	74.00	-17.30	222	46	Peak	Horizontal	



TUV Rheinland Taiwan Ltd.
No. 458-18, Sec 2, Feniiao, Linkou Dist., New Taipei City 244, Taiwan(R.O.C.)
Tel: +886-2172-1000 Fax: +886-2172-1322



Peak	Freq (MHz)	Level (dBuV/m)	Read Level (dBuV)	Level Factor (dB/m)	Limit Line (dBuV/m)	Over Limit (dB)	APos (cm)	TPos (deg)	Remark	Pol/Phase	Note
1	2389.77	59.37	21.79	37.58	74.00	-14.63	118	31	Peak	Vertical	
2 *	2412.00	114.16	76.51	37.65	74.00	40.16	118	31	Peak	Vertical	
3	2651.14	55.72	17.69	38.03	74.00	-18.28	118	31	Peak	Vertical	

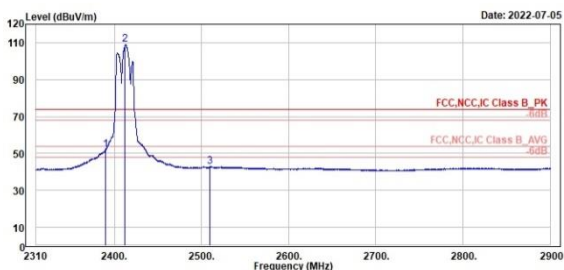
802.11ax HE20_OFDM

Low Channel (Horizontal) Average

Low Channel (Vertical) Average



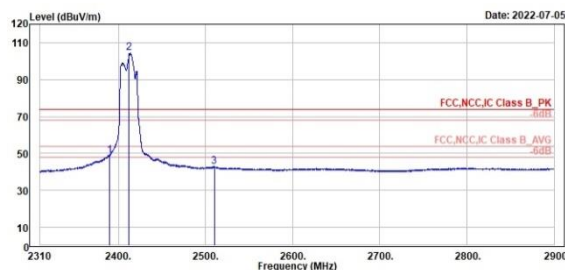
TUV Rheinland Taiwan Ltd.
No. 458-18, Sec 2, Feniiao, Linkou Dist., New Taipei City 244, Taiwan(R.O.C.)
Tel: +886-2172-1000 Fax: +886-2172-1322



Read	Limit	Over	Apos	TPos	Remark	Pol/Phase	Note
Level	Line	Limit					
Factor							
dBuV	dB/m	dBuV/m	dB	cm	deg		
1 2390.00	52.08	14.50	37.58	54.00	-1.92	222	46 Average Horizontal
2 * 2412.00	108.95	71.30	37.65	54.00	54.95	222	46 Average Horizontal
3 2509.18	42.85	4.99	37.86	54.00	-11.15	222	46 Average Horizontal



TUV Rheinland Taiwan Ltd.
No. 458-18, Sec 2, Feniiao, Linkou Dist., New Taipei City 244, Taiwan(R.O.C.)
Tel: +886-2172-1000 Fax: +886-2172-1322



Read	Limit	Over	Apos	TPos	Remark	Pol/Phase	Note
Level	Line	Limit					
Factor							
dBuV	dB/m	dBuV/m	dB	cm	deg		
1 2389.89	49.05	11.47	37.58	54.00	-4.95	118	31 Average Vertical
2 * 2412.00	104.26	66.61	37.65	54.00	50.26	118	31 Average Vertical
3 2510.01	42.82	4.96	37.86	54.00	-11.18	118	31 Average Vertical

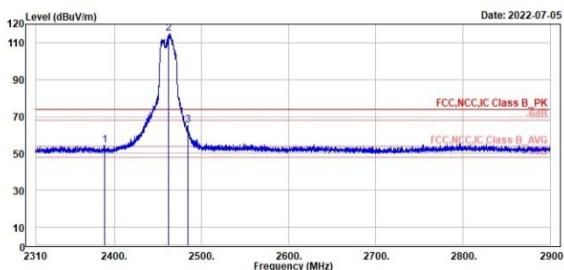
802.11ax HE20_OFDM

High Channel (Horizontal) Peak

High Channel (Vertical) Peak



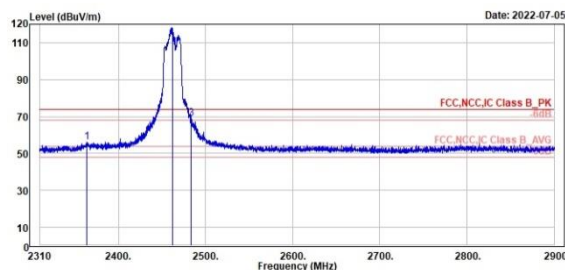
TUV Rheinland Taiwan Ltd.
No. 458-18, Sec 2, Feniiao, Linkou Dist., New Taipei City 244, Taiwan(R.O.C.)
Tel: +886-2172-1000 Fax: +886-2172-1322



Peak	Freq (MHz)	Level (dBuV/m)	Read Level (dBuV)	Level Factor (dB/m)	Limit Line (dBuV/m)	Over Limit (dB)	APos (cm)	TPos (deg)	Remark	Pol/Phase	Note
1	2388.47	54.39	16.82	37.57	74.00	-19.61	371	360	Peak	Horizontal	
2 *	2462.00	115.03	77.30	37.73	74.00	41.03	371	360	Peak	Horizontal	
3	2484.64	65.12	27.32	37.80	74.00	-8.88	371	360	Peak	Horizontal	



TUV Rheinland Taiwan Ltd.
No. 458-18, Sec 2, Feniiao, Linkou Dist., New Taipei City 244, Taiwan(R.O.C.)
Tel: +886-2172-1000 Fax: +886-2172-1322



Peak	Freq (MHz)	Level (dBuV/m)	Read Level (dBuV)	Level Factor (dB/m)	Limit Line (dBuV/m)	Over Limit (dB)	APos (cm)	TPos (deg)	Remark	Pol/Phase	Note
1	2363.93	56.32	18.87	37.45	74.00	-17.68	368	0	Peak	Vertical	
2 *	2462.00	118.15	80.42	37.73	74.00	44.15	368	0	Peak	Vertical	
3 !	2483.81	68.76	30.96	37.80	74.00	-5.24	368	0	Peak	Vertical	

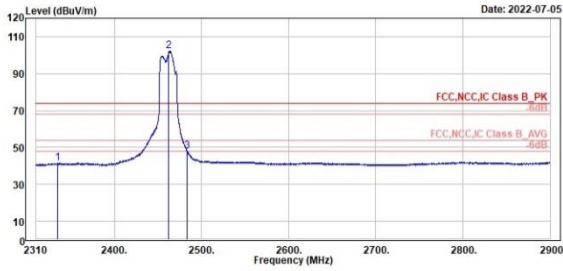
802.11ax HE20_OFDM

High Channel (Horizontal) Average

High Channel (Vertical) Average



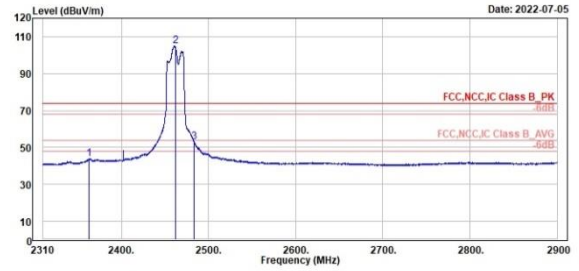
TUV Rheinland Taiwan Ltd.
No. 458-18, Sec 2, Feniiao, Linkou Dist., New Taipei City 244, Taiwan(R.O.C.)
Tel: +886-2172-1000 Fax: +886-2172-1322



Read	Limit	Over	APos	TPos	Remark	Pol/Phase	Note				
Level	Line	Limit	cm	deg							
Factor	dB	dB									
dB/m	dB/m	dB/m									
1	2335.13	41.46	4.13	37.33	54.00	-12.54	371	360	Average	Horizontal	
2 *	2462.00	102.34	64.61	37.73	54.00	48.34	371	360	Average	Horizontal	
3	2483.70	47.85	10.05	37.80	54.00	-6.15	371	360	Average	Horizontal	



TUV Rheinland Taiwan Ltd.
No. 458-18, Sec 2, Feniiao, Linkou Dist., New Taipei City 244, Taiwan(R.O.C.)
Tel: +886-2172-1000 Fax: +886-2172-1322



Read	Limit	Over	APos	TPos	Remark	Pol/Phase	Note				
Level	Line	Limit	cm	deg							
Factor	dB	dB									
dB/m	dB/m	dB/m									
1	2362.75	43.78	6.34	37.44	54.00	-10.22	368	0	Average	Vertical	
2 *	2462.00	105.03	67.30	37.73	54.00	51.03	368	0	Average	Vertical	
3 !	2483.46	53.10	15.30	37.80	54.00	-0.90	368	0	Average	Vertical	

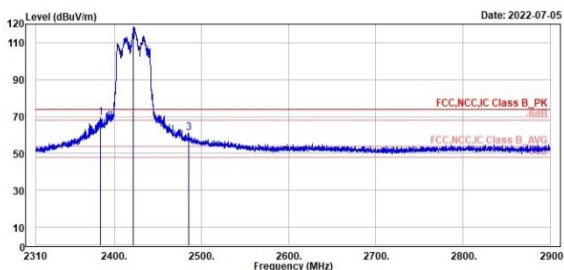
802.11ax HE40_OFDM

Low Channel (Horizontal) Peak

Low Channel (Vertical) Peak



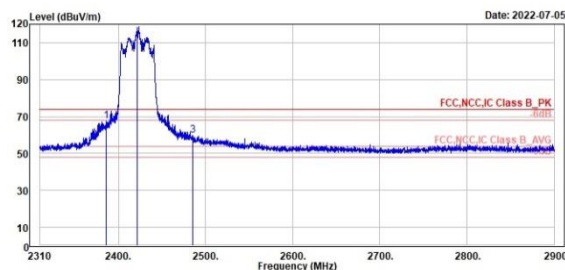
TUV Rheinland Taiwan Ltd.
No. 458-18, Sec 2, Feniiao, Linkou Dist., New Taipei City 244, Taiwan(R.O.C.)
Tel: +886-2172-1000 Fax: +886-2172-1322



Read	Limit	Over	APos	TPos	Remark	Pol/Phase	Note		
Level	Line	Limit							
Factor									
Freq	Level	Level	Line	Over	APos	TPos	Remark		
MHz	dBuV/m	dBuV	dB/m	dBuV/m	dB	cm	deg		
1	2383.99	69.48	31.93	37.55	74.00	-4.52	111	50 Peak	Horizontal
2	2422.00	118.65	80.99	37.86	74.00	44.65	111	50 Peak	Horizontal
3	2485.35	60.93	23.13	37.80	74.00	-13.07	111	50 Peak	Horizontal



TUV Rheinland Taiwan Ltd.
No. 458-18, Sec 2, Feniiao, Linkou Dist., New Taipei City 244, Taiwan(R.O.C.)
Tel: +886-2172-1000 Fax: +886-2172-1322



Read	Limit	Over	APos	TPos	Remark	Pol/Phase	Note		
Level	Line	Limit							
Factor									
Freq	Level	Level	Line	Over	APos	TPos	Remark		
MHz	dBuV/m	dBuV	dB/m	dBuV/m	dB	cm	deg		
1	2385.64	67.38	29.82	37.56	74.00	-6.62	232	347 Peak	Vertical
2	2422.00	118.67	81.01	37.66	74.00	44.67	232	347 Peak	Vertical
3	2485.35	59.90	22.10	37.80	74.00	-14.10	232	347 Peak	Vertical

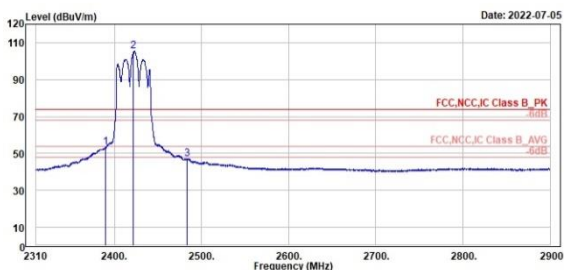
802.11ax HE40_OFDM

Low Channel (Horizontal) Average

Low Channel (Vertical) Average



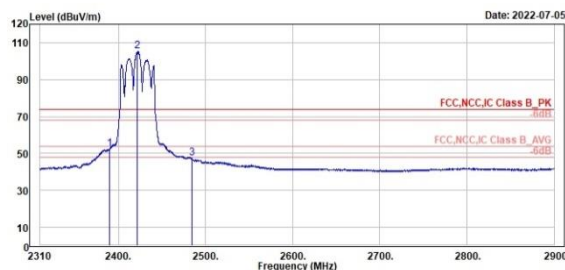
TUV Rheinland Taiwan Ltd.
No. 458-18, Sec 2, Feniiao, Linkou Dist., New Taipei City 244, Taiwan(R.O.C.)
Tel: +886-2172-1000 Fax: +886-2172-1322



Read	Limit	Over	APos	TPos	Remark	Pol/Phase	Note
Level	Line	Limit					
Factor							
dBuV	dB/m	dBuV/m	dB	cm	deg		
1 2389.89	53.27	15.69	37.58	54.00	-0.73	111	50 Average Horizontal
2 * 2422.00	105.56	67.90	37.66	54.00	51.56	111	50 Average Horizontal
3 2483.70	47.10	9.30	37.80	54.00	-6.90	111	50 Average Horizontal



TUV Rheinland Taiwan Ltd.
No. 458-18, Sec 2, Feniiao, Linkou Dist., New Taipei City 244, Taiwan(R.O.C.)
Tel: +886-2172-1000 Fax: +886-2172-1322



Read	Limit	Over	APos	TPos	Remark	Pol/Phase	Note
Level	Line	Limit					
Factor							
dBuV	dB/m	dBuV/m	dB	cm	deg		
1 2389.89	52.68	15.10	37.58	54.00	-1.32	232	347 Average Vertical
2 * 2422.00	105.22	67.56	37.66	54.00	51.22	232	347 Average Vertical
3 2484.05	47.49	9.69	37.80	54.00	-6.51	232	347 Average Vertical

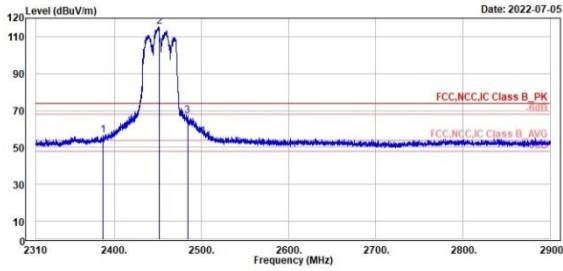
802.11ax HE40_OFDM

High Channel (Horizontal) Peak

High Channel (Vertical) Peak



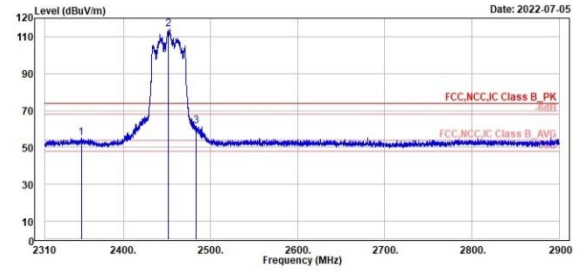
TUV Rheinland Taiwan Ltd.
No. 458-18, Sec 2, Feniiao, Linkou Dist., New Taipei City 244, Taiwan(R.O.C.)
Tel: +886-2172-1000 Fax: +886-2172-1322



Peak	Freq (MHz)	Level (dBuV/m)	Read Level (dBuV)	Level Factor (dB/m)	Limit Line (dBuV/m)	Over Limit (dB)	APos (cm)	TPos (deg)	Remark	Pol/Phase	Note
1	2386.82	56.64	19.07	37.57	74.00	-17.36	195	49	Peak	Horizontal	
2 *	2452.00	115.62	77.93	37.69	74.00	41.62	195	49	Peak	Horizontal	
3	2483.93	67.18	29.38	37.80	74.00	-6.82	195	49	Peak	Horizontal	



TUV Rheinland Taiwan Ltd.
No. 458-18, Sec 2, Feniiao, Linkou Dist., New Taipei City 244, Taiwan(R.O.C.)
Tel: +886-2172-1000 Fax: +886-2172-1322



Peak	Freq (MHz)	Level (dBuV/m)	Read Level (dBuV)	Level Factor (dB/m)	Limit Line (dBuV/m)	Over Limit (dB)	APos (cm)	TPos (deg)	Remark	Pol/Phase	Note
1	2351.77	55.30	17.91	37.39	74.00	-18.70	334	34	Peak	Vertical	
2 *	2452.00	114.20	76.51	37.69	74.00	40.20	334	34	Peak	Vertical	
3	2483.46	61.52	23.72	37.80	74.00	-12.48	334	34	Peak	Vertical	

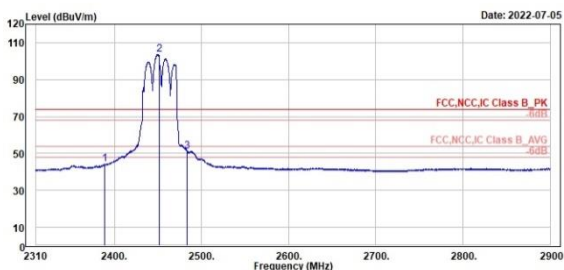
802.11ax HE40_OFDM

High Channel (Horizontal) Average

High Channel (Vertical) Average



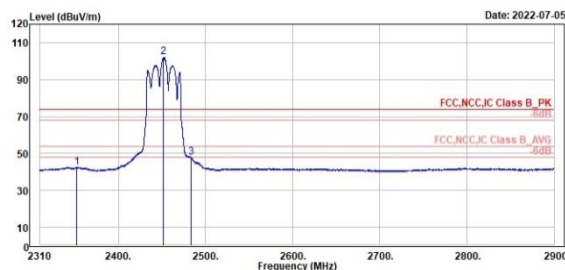
TUV Rheinland Taiwan Ltd.
No. 458-18, Sec 2, Feniiao, Linkou Dist., New Taipei City 244, Taiwan(R.O.C.)
Tel: +886-2172-1000 Fax: +886-2172-1322



Read	Limit	Over	APos	TPos	Remark	Pol/Phase	Note				
Level	Line	Limit									
Factor											
Level	Line	Limit									
Factor											
Level	Line	Limit									
Factor											
1	2388.47	44.20	6.63	37.57	54.00	-9.80	195	49	Average	Horizontal	
2 *	2452.00	103.60	65.91	37.69	54.00	49.60	195	49	Average	Horizontal	
3 †	2483.70	51.22	13.42	37.80	54.00	-2.78	195	49	Average	Horizontal	



TUV Rheinland Taiwan Ltd.
No. 458-18, Sec 2, Feniiao, Linkou Dist., New Taipei City 244, Taiwan(R.O.C.)
Tel: +886-2172-1000 Fax: +886-2172-1322



Read	Limit	Over	APos	TPos	Remark	Pol/Phase	Note				
Level	Line	Limit									
Factor											
Level	Line	Limit									
Factor											
Level	Line	Limit									
Factor											
1	2352.24	42.61	5.22	37.39	54.00	-11.39	334	34	Average	Vertical	
2 *	2452.00	102.24	64.55	37.69	54.00	48.24	334	34	Average	Vertical	
3	2483.46	47.82	10.02	37.80	54.00	-6.18	334	34	Average	Vertical	

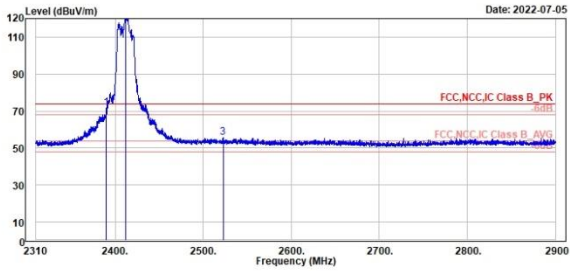
802.11ax HE20_OFDMA

Low Channel (Horizontal) Peak

Low Channel (Vertical) Peak



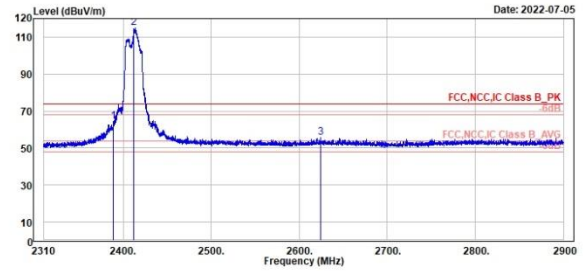
TÜV Rheinland Taiwan Ltd.
No. 458-18, Sec 2, Fenliao, Linkou Dist., New Taipei City 244, Taiwan(R.O.C.)
Tel: +886-2172-1000 Fax: +886-2172-1322



Freq	Level	Read Level	Factor	Limit Line	Over Limit	APos	TPos	Remark	Pol/Phase	Note
MHz	dBuV/m	dBuV	dB/m	dBuV/m	dB	cm	deg			
1	2390.00	71.62	34.04	37.58	74.00	-2.38	222	45 Peak	Horizontal	
2	* 2412.00	122.53	84.88	37.65	74.00	48.53	222	45 Peak	Horizontal	
3	2522.52	55.47	17.59	37.88	74.00	-18.53	222	45 Peak	Horizontal	



TÜV Rheinland Taiwan Ltd.
No. 458-18, Sec 2, Fenliao, Linkou Dist., New Taipei City 244, Taiwan(R.O.C.)
Tel: +886-2172-1000 Fax: +886-2172-1322



Freq	Level	Read Level	Factor	Limit Line	Over Limit	APos	TPos	Remark	Pol/Phase	Note
MHz	dBuV/m	dBuV	dB/m	dBuV/m	dB	cm	deg			
1	2389.30	64.24	26.66	37.58	74.00	-9.76	118	29 Peak	Vertical	
2	* 2412.00	114.82	77.17	37.65	74.00	40.82	118	29 Peak	Vertical	
3	2624.23	55.60	17.60	38.00	74.00	-18.40	118	29 Peak	Vertical	

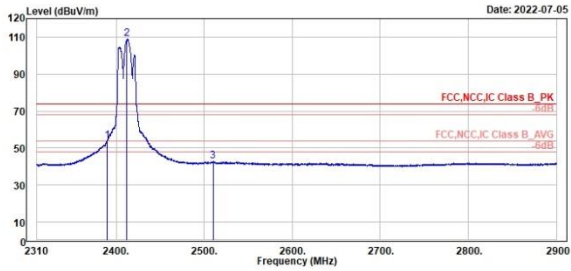
802.11ax HE20_OFDMA

Low Channel (Horizontal) Average

Low Channel (Vertical) Average



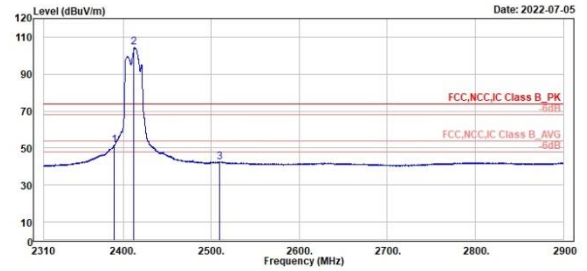
TUV Rheinland Taiwan Ltd.
No. 458-18, Sec 2, Fenliao, Linkou Dist., New Taipei City 244, Taiwan(R.O.C.)
Tel: +886-2172-1000 Fax: +886-2172-1322



Freq	Level	Read Level	Factor	Limit Line	Over Limit	APos	TPos	Remark	Pol/Phase	Note
MHz	dBuV/m	dBuV	dB/m	dBuV/m	dB	cm	deg			
1 2390.00	53.71	16.13	37.58	54.00	-8.29	222	45	Average	Horizontal	
2 * 2412.00	109.21	71.56	37.65	54.00	55.21	222	45	Average	Horizontal	
3 2510.01	42.69	4.83	37.86	54.00	-11.31	222	45	Average	Horizontal	



TUV Rheinland Taiwan Ltd.
No. 458-18, Sec 2, Fenliao, Linkou Dist., New Taipei City 244, Taiwan(R.O.C.)
Tel: +886-2172-1000 Fax: +886-2172-1322



Freq	Level	Read Level	Factor	Limit Line	Over Limit	APos	TPos	Remark	Pol/Phase	Note
MHz	dBuV/m	dBuV	dB/m	dBuV/m	dB	cm	deg			
1 2390.00	51.71	14.13	37.58	54.00	-2.29	118	29	Average	Vertical	
2 * 2412.00	104.31	66.66	37.65	54.00	50.31	118	29	Average	Vertical	
3 2509.77	42.55	4.69	37.86	54.00	-11.45	118	29	Average	Vertical	

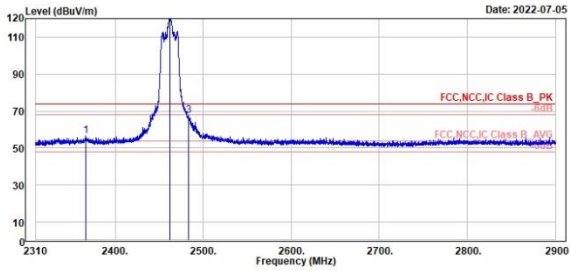
802.11ax HE20_OFDMA

High Channel (Horizontal) Peak

High Channel (Vertical) Peak



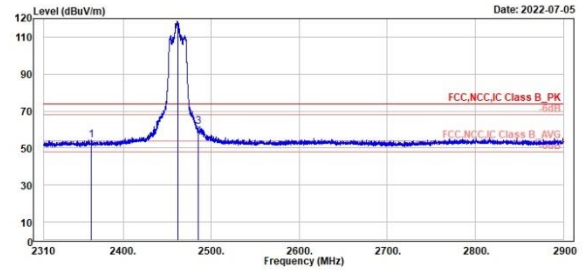
TÜV Rheinland Taiwan Ltd.
No. 458-18, Sec 2, Fenliao, Linkou Dist., New Taipei City 244, Taiwan(R.O.C.)
Tel: +886-2172-1000 Fax: +886-2172-1322



Peak	Freq (MHz)	Level (dBuV/m)	Read Level (dBuV)	Factor (dB/m)	Limit Line (dBuV/m)	Over Limit (dB)	APos (cm)	TPos (deg)	Remark	Pol/Phase	Note
1	2366.64	56.72	19.26	37.46	74.00	-17.28	241		318 Peak	Horizontal	
2 *	2462.00	120.49	82.76	37.73	74.00	46.49	241		318 Peak	Horizontal	
3	2483.81	67.32	29.52	37.80	74.00	-6.68	241		318 Peak	Horizontal	



TÜV Rheinland Taiwan Ltd.
No. 458-18, Sec 2, Fenliao, Linkou Dist., New Taipei City 244, Taiwan(R.O.C.)
Tel: +886-2172-1000 Fax: +886-2172-1322



Peak	Freq (MHz)	Level (dBuV/m)	Read Level (dBuV)	Factor (dB/m)	Limit Line (dBuV/m)	Over Limit (dB)	APos (cm)	TPos (deg)	Remark	Pol/Phase	Note
1	2364.16	54.35	16.90	37.45	74.00	-19.65	226	25	Peak	Vertical	
2 *	2462.00	118.69	80.96	37.73	74.00	44.69	226	25	Peak	Vertical	
3	2485.58	61.47	23.67	37.80	74.00	-12.53	226	25	Peak	Vertical	

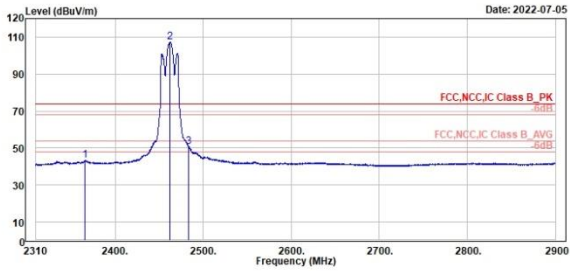
802.11ax HE20_OFDMA

High Channel (Horizontal) Average

High Channel (Vertical) Average



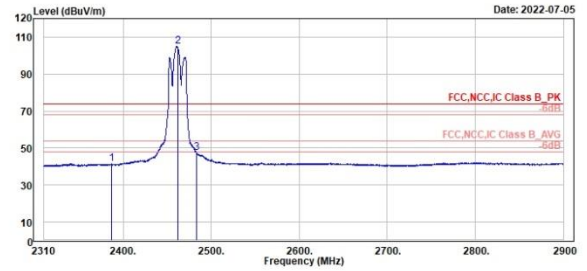
TUV Rheinland Taiwan Ltd.
No. 458-18, Sec 2, Penliao, Linkou Dist., New Taipei City 244, Taiwan(R.O.C.)
Tel: +886-2172-1000 Fax: +886-2172-1322



Freq	Level	Read	Level	Factor	Limit	Over	Apos	Tpos	Remark	Pol/Phase	Note
MHz	dBuV/m	dBuV	dB/m	dBuV/m	dB	dB	cm	deg			
1	2366.05	43.36	5.91	37.45	54.00	-10.64	241	318	Average	Horizontal	
2 *	2462.00	107.31	69.58	37.73	54.00	53.31	241	318	Average	Horizontal	
3 !	2483.58	50.65	12.85	37.80	54.00	-3.35	241	318	Average	Horizontal	



TUV Rheinland Taiwan Ltd.
No. 458-18, Sec 2, Penliao, Linkou Dist., New Taipei City 244, Taiwan(R.O.C.)
Tel: +886-2172-1000 Fax: +886-2172-1322



Freq	Level	Read	Level	Factor	Limit	Over	Apos	Tpos	Remark	Pol/Phase	Note
MHz	dBuV/m	dBuV	dB/m	dBuV/m	dB	dB	cm	deg			
1	2387.05	41.57	4.00	37.57	54.00	-12.43	226	25	Average	Vertical	
2 *	2462.00	105.11	67.38	37.73	54.00	51.11	226	25	Average	Vertical	
3	2483.46	47.24	9.44	37.80	54.00	-6.76	226	25	Average	Vertical	

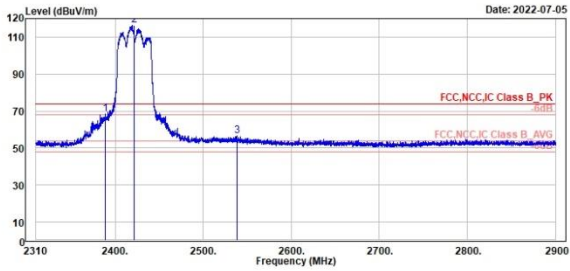
802.11ax HE40_OFDMA

Low Channel (Horizontal) Peak

Low Channel (Vertical) Peak



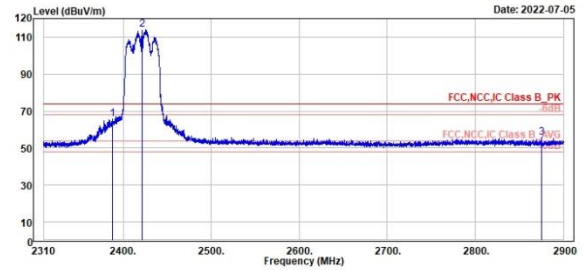
TUV Rheinland Taiwan Ltd.
No. 458-18, Sec 2, Fenliao, Linkou Dist., New Taipei City 244, Taiwan(R.O.C.)
Tel: +886-2172-1000 Fax: +886-2172-1322



Peak	Freq	Level	Read Level	Factor	Limit Line	Over Limit	APos	TPos	Remark	Pol/Phase	Note
	MHz	dBuV/m	dBuV	dB/m	dBuV/m	dB	cm	deg			
1	2388.71	68.59	31.02	37.57	74.00	-5.41	252	328	Peak	Horizontal	
2 *	2422.00	116.36	78.78	37.66	74.00	42.36	252	328	Peak	Horizontal	
3	2538.33	56.55	18.65	37.90	74.00	-17.45	252	328	Peak	Horizontal	



TUV Rheinland Taiwan Ltd.
No. 458-18, Sec 2, Fenliao, Linkou Dist., New Taipei City 244, Taiwan(R.O.C.)
Tel: +886-2172-1000 Fax: +886-2172-1322



Peak	Freq	Level	Read Level	Factor	Limit Line	Over Limit	APos	TPos	Remark	Pol/Phase	Note
	MHz	dBuV/m	dBuV	dB/m	dBuV/m	dB	cm	deg			
1	2387.76	65.59	28.02	37.57	74.00	-8.41	231	31	Peak	Vertical	
2 *	2422.00	114.26	76.68	37.66	74.00	40.26	231	31	Peak	Vertical	
3	2874.98	55.65	17.36	38.29	74.00	-18.35	231	31	Peak	Vertical	

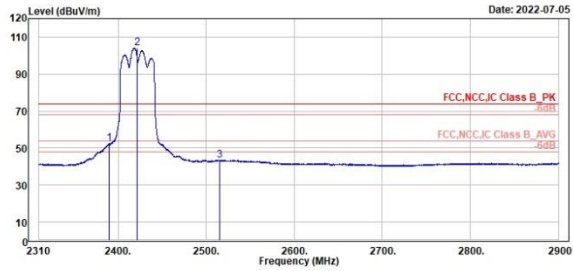
802.11ax HE40_OFDMA

Low Channel (Horizontal) Average

Low Channel (Vertical) Average



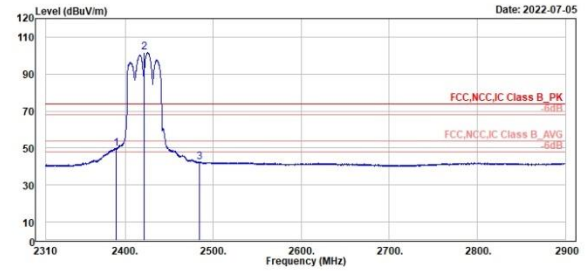
TUV Rheinland Taiwan Ltd.
No. 458-18, Sec 2, Fenliao, Linkou Dist., New Taipei City 244, Taiwan(R.O.C.)
Tel: +886-2172-1000 Fax: +886-2172-1322



Freq	Level	Read	Level	Limit	Over	Apos	TPos	Remark	Pol/Phase	Note
MHz	dBuV/m	dBuV	dB/m	dBuV/m	dB	cm	deg			
1	2389.89	52.57	14.99	37.58	54.00	-1.43	252	328 Average	Horizontal	
2 *	2422.88	104.08	66.42	37.66	54.00	50.08	252	328 Average	Horizontal	
3	2514.85	43.56	5.69	37.87	54.00	-10.44	252	328 Average	Horizontal	



TUV Rheinland Taiwan Ltd.
No. 458-18, Sec 2, Fenliao, Linkou Dist., New Taipei City 244, Taiwan(R.O.C.)
Tel: +886-2172-1000 Fax: +886-2172-1322



Freq	Level	Read	Level	Limit	Over	Apos	TPos	Remark	Pol/Phase	Note
MHz	dBuV/m	dBuV	dB/m	dBuV/m	dB	cm	deg			
1	2389.77	49.71	12.13	37.58	54.00	-4.29	231	31 Average	Vertical	
2 *	2422.88	101.64	63.98	37.66	54.00	47.64	231	31 Average	Vertical	
3	2484.76	42.57	4.77	37.80	54.00	-11.43	231	31 Average	Vertical	

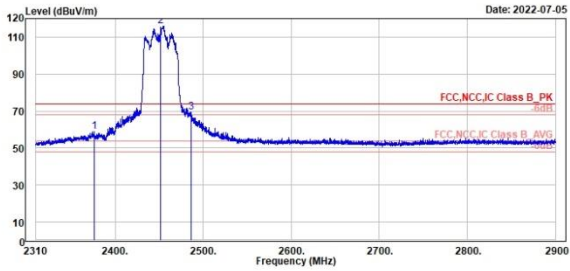
802.11ax HE40_OFDMA

High Channel (Horizontal) Peak

High Channel (Vertical) Peak



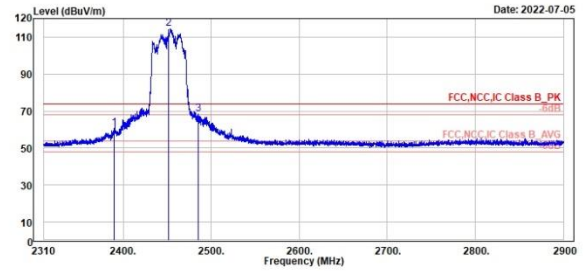
TÜV Rheinland Taiwan Ltd.
No. 458-18, Sec 2, Fenliao, Linkou Dist., New Taipei City 244, Taiwan(R.O.C.)
Tel: +886-2172-1000 Fax: +886-2172-1322



Peak	Freq (MHz)	Level (dBuV/m)	Read Level (dBuV)	Factor (dB/m)	Limit Line (dBuV/m)	Over Limit (dB)	APos (cm)	TPos (deg)	Remark	Pol/Phase	Note
1	2376.55	58.73	21.22	37.51	74.00	-15.27	234		54 Peak	Horizontal	
2 *	2452.00	115.94	78.25	37.69	74.00	41.94	234		54 Peak	Horizontal	
3 !	2485.94	69.52	31.72	37.80	74.00	-4.48	234		54 Peak	Horizontal	



TÜV Rheinland Taiwan Ltd.
No. 458-18, Sec 2, Fenliao, Linkou Dist., New Taipei City 244, Taiwan(R.O.C.)
Tel: +886-2172-1000 Fax: +886-2172-1322



Peak	Freq (MHz)	Level (dBuV/m)	Read Level (dBuV)	Factor (dB/m)	Limit Line (dBuV/m)	Over Limit (dB)	APos (cm)	TPos (deg)	Remark	Pol/Phase	Note
1	2389.53	60.67	23.09	37.58	74.00	-13.33	226		1 Peak	Vertical	
2 *	2452.00	114.68	76.99	37.69	74.00	40.68	226		1 Peak	Vertical	
3 !	2485.11	68.36	30.56	37.80	74.00	-5.64	226		1 Peak	Vertical	

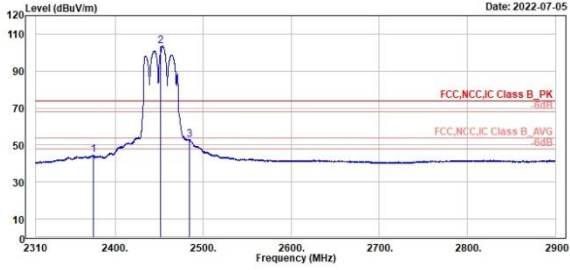
802.11ax HE40_OFDMA

High Channel (Horizontal) Average

High Channel (Vertical) Average



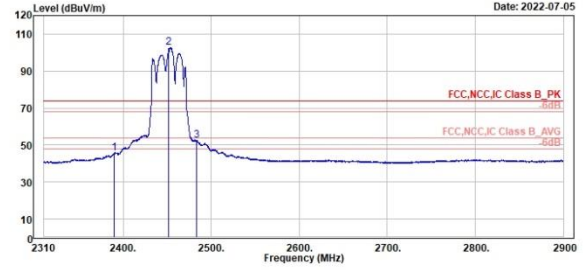
TUV Rheinland Taiwan Ltd.
No. 458-18, Sec 2, Fenliao, Linkou Dist., New Taipei City 244, Taiwan(R.O.C.)
Tel: +886-2172-1000 Fax: +886-2172-1322



Freq	Level	Read	Level	Factor	Limit	Over	Apos	Tpos	Remark	Pol/Phase	Note
MHz	dBuV/m	dBuV	dB/m	dBuV/m	dB	dB	cm	deg			
1	2375.14	44.65	7.15	37.50	54.00	-9.35	234	54	Average	Horizontal	
2 *	2452.00	103.40	65.71	37.69	54.00	49.40	234	54	Average	Horizontal	
3 !	2484.40	52.99	15.19	37.80	54.00	-1.01	234	54	Average	Horizontal	



TUV Rheinland Taiwan Ltd.
No. 458-18, Sec 2, Fenliao, Linkou Dist., New Taipei City 244, Taiwan(R.O.C.)
Tel: +886-2172-1000 Fax: +886-2172-1322



Freq	Level	Read	Level	Factor	Limit	Over	Apos	Tpos	Remark	Pol/Phase	Note
MHz	dBuV/m	dBuV	dB/m	dBuV/m	dB	dB	cm	deg			
1	2389.53	45.41	7.83	37.58	54.00	-8.59	226	1	Average	Vertical	
2 *	2452.00	102.86	65.17	37.69	54.00	48.86	226	1	Average	Vertical	
3 !	2483.46	52.28	14.48	37.80	54.00	-1.72	226	1	Average	Vertical	

Spurious Emissions, Tx Mode, 9kHz ~ 30MHz

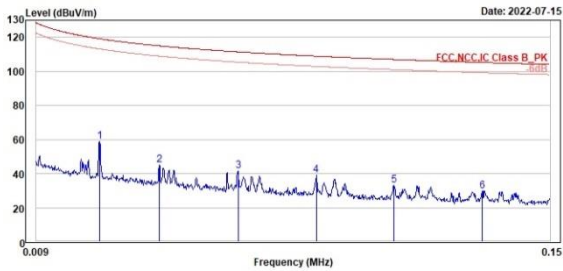
802.11g

Low Channel 9kHz~150kHz(Open)

Low Channel 150kHz~30MHz(Open)



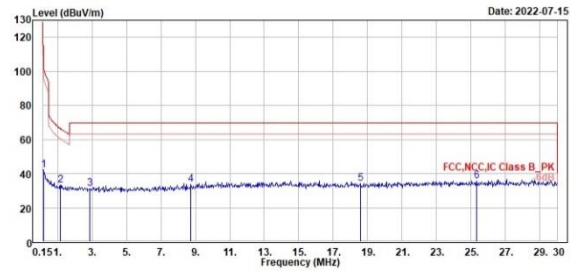
TÜV Rheinland Taiwan Ltd.
No. 458-18, Sec 2, Feniiao, Linkou Dist., New Taipei City 244, Taiwan(R.O.C.)
Tel: +886-2172-1000 Fax: +886-2172-1322



Line	Freq	Level	Read	Limit	Over	APos	TPos	Remark	Pol/Phase	Note
	MHz	dBuV/m	dBuV	dB/m	dBuV/m	dB	cm	deg		
1	0.03	58.91	39.72	19.19	119.13	-60.22	100	182	QP	Open
2	0.04	45.05	25.67	19.38	114.96	-69.91	100	258	QP	Open
3	0.06	41.66	22.67	18.99	111.41	-69.75	100	258	QP	Open
4	0.09	38.93	20.41	18.52	108.92	-69.99	100	258	QP	Open
5	0.11	33.02	14.78	18.24	107.00	-73.98	100	318	QP	Open
6	0.13	29.63	11.30	18.33	105.23	-75.60	100	292	QP	Open



TÜV Rheinland Taiwan Ltd.
No. 458-18, Sec 2, Feniiao, Linkou Dist., New Taipei City 244, Taiwan(R.O.C.)
Tel: +886-2172-1000 Fax: +886-2172-1322



Line	Freq	Level	Read	Limit	Over	APos	TPos	Remark	Pol/Phase	Note
	MHz	dBuV/m	dBuV	dB/m	dBuV/m	dB	cm	deg		
1	0.18	42.20	23.70	18.50	102.50	-60.30	100	283	QP	Open
2	1.16	33.07	13.77	19.30	66.28	-33.21	100	157	QP	Open
3	2.90	31.33	11.82	19.51	69.50	-38.17	100	312	QP	Open
4	8.75	33.46	12.55	20.91	69.50	-36.04	100	323	QP	Open
5	18.57	34.07	11.97	22.10	69.50	-35.43	100	220	QP	Open
6	25.31	35.42	12.98	22.44	69.50	-34.08	100	67	QP	Open

Spurious Emissions, Tx Mode, 1GHz ~ 26.5GHz

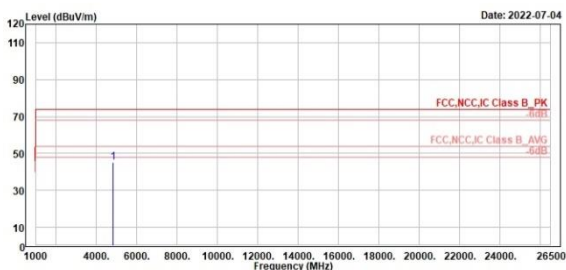
802.11b

Low Channel (Horizontal)

Low Channel (Vertical)



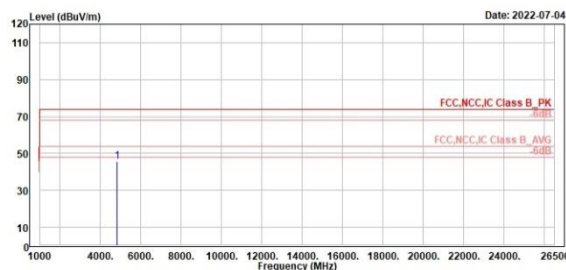
TUV Rheinland Taiwan Ltd.
No. 458-18, Sec 2, Feniiao, Linkou Dist., New Taipei City 244, Taiwan(R.O.C.)
Tel: +886-2172-1000 Fax: +886-2172-1322



Read	Limit	Over	APos	TPos	Remark	Pol/Phase	Note
Freq	Level	Level Factor	Line	Limit			
MHz	dBuV/m	dBuV	dB/m	dBuV/m	dB	cm	deg
1	4824.00	45.03	54.84	-9.81	74.00	-28.97	200 338 Peak Horizontal



TUV Rheinland Taiwan Ltd.
No. 458-18, Sec 2, Feniiao, Linkou Dist., New Taipei City 244, Taiwan(R.O.C.)
Tel: +886-2172-1000 Fax: +886-2172-1322



Read	Limit	Over	APos	TPos	Remark	Pol/Phase	Note
Freq	Level	Level Factor	Line	Limit			
MHz	dBuV/m	dBuV	dB/m	dBuV/m	dB	cm	deg
1	4824.00	45.82	55.63	-9.81	74.00	-28.18	300 303 Peak Vertical

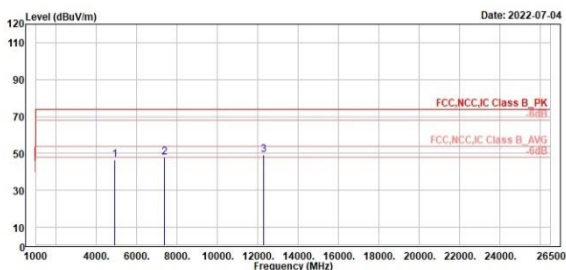
802.11b

High Channel (Horizontal)

High Channel (Vertical)



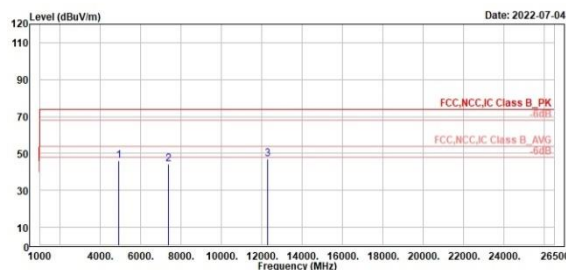
TUV Rheinland Taiwan Ltd.
No. 458-18, Sec 2, Feniiao, Linkou Dist., New Taipei City 244, Taiwan(R.O.C.)
Tel: +886-2172-1000 Fax: +886-2172-1322



Read	Limit	Over	Apos	TPos	Remark	Pol/Phase	Note
Freq	Level	Level Factor	Line	Limit			
MHz	dBuV/m	dBuV	dB/m	dBuV/m	dB	cm	deg
1	4924.00	46.61	56.29	-9.68	74.00	-27.39	100 330 Peak Horizontal
2	7386.00	48.00	55.43	-7.43	74.00	-26.00	300 133 Peak Horizontal
3	12310.00	49.37	49.20	0.17	74.00	-24.63	100 360 Peak Horizontal



TUV Rheinland Taiwan Ltd.
No. 458-18, Sec 2, Feniiao, Linkou Dist., New Taipei City 244, Taiwan(R.O.C.)
Tel: +886-2172-1000 Fax: +886-2172-1322



Read	Limit	Over	Apos	TPos	Remark	Pol/Phase	Note
Freq	Level	Level Factor	Line	Limit			
MHz	dBuV/m	dBuV	dB/m	dBuV/m	dB	cm	deg
1	4924.00	46.04	55.72	-9.68	74.00	-27.96	400 21 Peak Vertical
2	7386.00	44.39	51.82	-7.43	74.00	-29.61	100 273 Peak Vertical
3	12310.00	47.19	47.02	0.17	74.00	-26.81	400 340 Peak Vertical

802.11g

Low Channel (Horizontal)

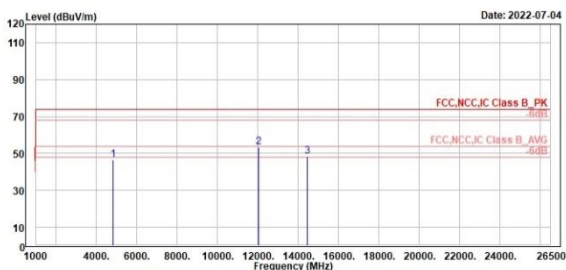
Low Channel (Vertical)



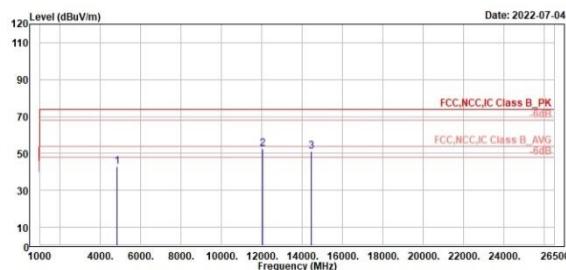
TUV Rheinland Taiwan Ltd.
No. 458-18, Sec 2, Feniiao, Linkou Dist., New Taipei City 244, Taiwan(R.O.C.)
Tel: +886-2172-1000 Fax: +886-2172-1322



TUV Rheinland Taiwan Ltd.
No. 458-18, Sec 2, Feniiao, Linkou Dist., New Taipei City 244, Taiwan(R.O.C.)
Tel: +886-2172-1000 Fax: +886-2172-1322



1	2	3	4	5	6	7	8	9	10	11	12	13	14	15	16	17	18	19	20
Read	Level	Factor	Limit	Over	Apos	TPos	Remark	Pol/Phase	Note										
Level	dBuV/m	dBuV	dB/m	dBuV/m	dB	cm	deg												
4824.00	46.57	56.38	-9.81	74.00	-27.43	100	360 Peak	Horizontal											
12868.00	53.23	53.39	-0.16	74.00	-20.77	117	360 Peak	Horizontal											
14472.00	48.45	45.87	2.58	74.00	-25.55	278	103 Peak	Horizontal											



1	2	3	4	5	6	7	8	9	10	11	12	13	14	15	16	17	18	19	20
Read	Level	Factor	Limit	Over	Apos	TPos	Remark	Pol/Phase	Note										
Level	dBuV/m	dBuV	dB/m	dBuV/m	dB	cm	deg												
4824.00	42.91	52.72	-9.81	74.00	-31.09	400	334 Peak	Vertical											
12868.00	52.42	52.58	-0.16	74.00	-21.58	279	77 Peak	Vertical											
14472.00	58.97	48.39	2.58	74.00	-23.03	116	360 Peak	Vertical											

802.11g

Middle Channel (Horizontal)

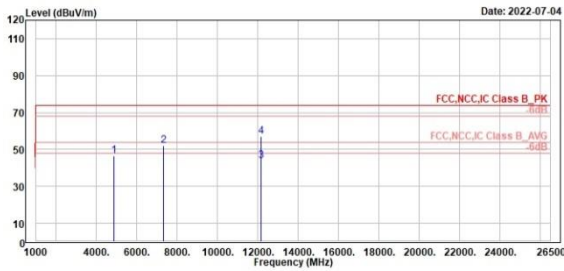
Middle Channel (Vertical)



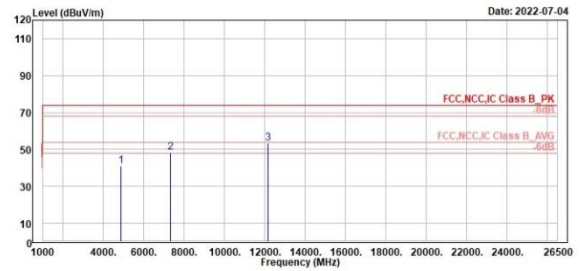
TUV Rheinland Taiwan Ltd.
No. 458-18, Sec 2, Feniiao, Linkou Dist., New Taipei City 244, Taiwan(R.O.C.)
Tel: +886-2172-1000 Fax: +886-2172-1322



TUV Rheinland Taiwan Ltd.
No. 458-18, Sec 2, Feniiao, Linkou Dist., New Taipei City 244, Taiwan(R.O.C.)
Tel: +886-2172-1000 Fax: +886-2172-1322



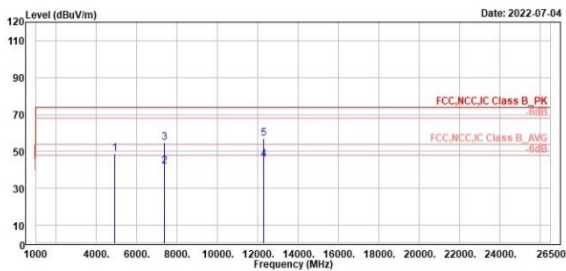
1	2	3	4
1	2	3	4
1	2	3	4
4874.00	7311.00	12185.00	12185.00
46.31	51.98	43.78	57.01
56.08	59.49	43.81	57.04
-9.77	-7.51	-0.03	-0.03
74.00	74.00	54.00	74.00
-27.69	-22.02	-10.22	-16.99
200	100	100	100
56 Peak	327 Peak	358 Average	358 Peak
Horizontal	Horizontal	Horizontal	Horizontal



1	2	3
1	2	3
1	2	3
4874.00	7311.00	12185.00
41.05	48.47	53.17
50.82	55.98	53.20
-9.77	-7.51	-0.03
74.00	74.00	74.00
-32.95	-25.53	-20.83
228	100	263
304 Peak	32 Peak	156 Peak
Vertical	Vertical	Vertical

802.11g
High Channel (Horizontal)
High Channel (Vertical)

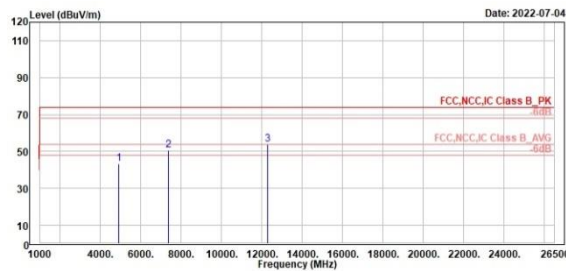

TÜV Rheinland Taiwan Ltd.
 No. 458-18, Sec 2, Feniiao, Linkou Dist., New Taipei City 244, Taiwan(R.O.C.)
 Tel: +886-2172-1000 Fax: +886-2172-1322



	Read	Limit	Over	Apos	TPos	Remark	Pol/Phase	Note
Freq	Level	Level	Factor	Line	Limit			
MHz	dBuV/m	dBuV	dB/m	dBuV/m	dB	cm	deg	
1	4924.00	48.96	58.64	-9.68	74.00	-25.04	155	360 Peak Horizontal
2	7386.00	41.97	49.40	-7.43	54.00	-12.03	100	42 Average Horizontal
3	7386.00	54.73	62.16	-7.43	74.00	-19.27	100	42 Peak Horizontal
4	12318.00	45.85	45.68	0.17	54.00	-8.15	102	357 Average Horizontal
5	12318.00	56.82	56.65	0.17	74.00	-17.18	102	357 Peak Horizontal



TÜV Rheinland Taiwan Ltd.
 No. 458-18, Sec 2, Feniiao, Linkou Dist., New Taipei City 244, Taiwan(R.O.C.)
 Tel: +886-2172-1000 Fax: +886-2172-1322



	Read	Limit	Over	Apos	TPos	Remark	Pol/Phase	Note
Freq	Level	Level	Factor	Line	Limit			
MHz	dBuV/m	dBuV	dB/m	dBuV/m	dB	cm	deg	
1	4924.00	43.46	53.14	-9.68	74.00	-30.54	200	45 Peak Vertical
2	7386.00	50.62	58.05	-7.43	74.00	-23.38	400	44 Peak Vertical
3	12318.00	53.73	53.56	0.17	74.00	-20.27	165	360 Peak Vertical

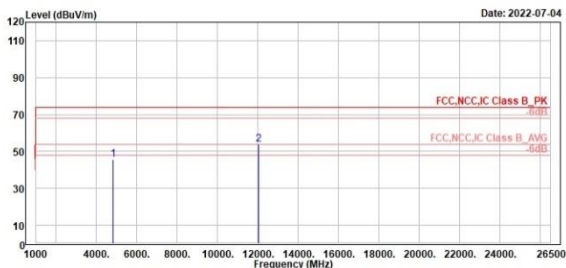
802.11ac VHT20

Low Channel (Horizontal)

Low Channel (Vertical)



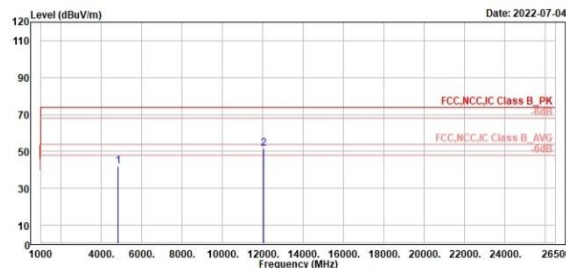
TUV Rheinland Taiwan Ltd.
No. 458-18, Sec 2, Feniiao, Linkou Dist., New Taipei City 244, Taiwan(R.O.C.)
Tel: +886-2172-1000 Fax: +886-2172-1322



1	2
4824.00	12868.00
45.42	53.82
55.23	53.98
-9.81	-0.16
74.00	74.00
-28.58	-20.18
116	100
360	360
Peak	Peak
Horizontal	Horizontal



TUV Rheinland Taiwan Ltd.
No. 458-18, Sec 2, Feniiao, Linkou Dist., New Taipei City 244, Taiwan(R.O.C.)
Tel: +886-2172-1000 Fax: +886-2172-1322



1	2
4824.00	12868.00
42.02	51.38
51.83	51.54
-9.81	-0.16
74.00	74.00
-31.98	-22.62
400	345
19	360
Peak	Peak
Vertical	Vertical

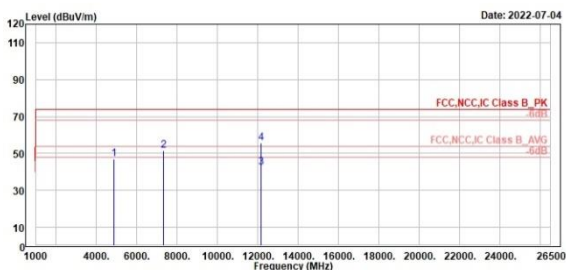
802.11ac VHT20

Middle Channel (Horizontal)

Middle Channel (Vertical)



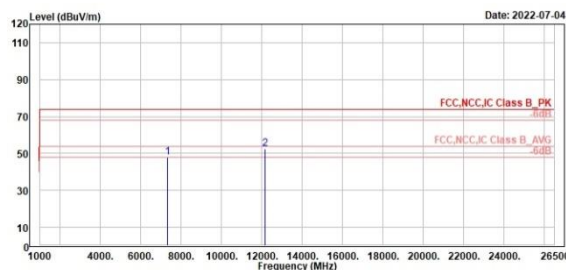
TUV Rheinland Taiwan Ltd.
No. 458-18, Sec 2, Feniiao, Linkou Dist., New Taipei City 244, Taiwan(R.O.C.)
Tel: +886-2172-1000 Fax: +886-2172-1322



Line	Freq	Level	Read Level	Factor	Limit Line	Over Limit	APos	TPos	Remark	Pol/Phase	Note
	MHz	dBuV/m	dBuV	dB/m	dBuV/m	dB	cm	deg			
1	4874.00	47.16	56.93	-9.77	74.00	-26.84	100	360	Peak	Horizontal	
2	7311.00	51.57	59.08	-7.51	74.00	-22.43	300	359	Peak	Horizontal	
3	12185.00	42.45	42.48	-0.03	54.00	-11.55	102	359	Average	Horizontal	
4	12185.00	55.50	55.53	-0.03	74.00	-18.50	102	359	Peak	Horizontal	



TUV Rheinland Taiwan Ltd.
No. 458-18, Sec 2, Feniiao, Linkou Dist., New Taipei City 244, Taiwan(R.O.C.)
Tel: +886-2172-1000 Fax: +886-2172-1322



Line	Freq	Level	Read Level	Factor	Limit Line	Over Limit	APos	TPos	Remark	Pol/Phase	Note
	MHz	dBuV/m	dBuV	dB/m	dBuV/m	dB	cm	deg			
1	7311.00	47.77	55.28	-7.51	74.00	-26.23	332	360	Peak	Vertical	
2	12185.00	52.57	52.60	-0.03	74.00	-21.43	400	22	Peak	Vertical	

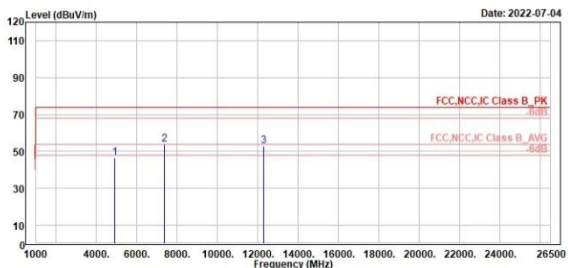
802.11ac VHT20

High Channel (Horizontal)

High Channel (Vertical)



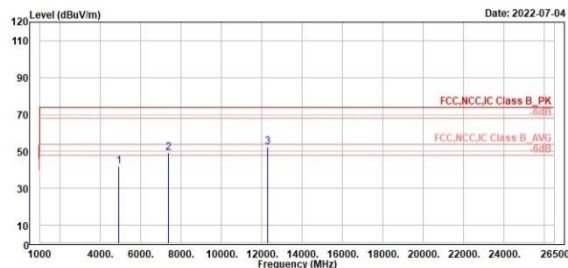
TUV Rheinland Taiwan Ltd.
No. 458-18, Sec 2, Feniiao, Linkou Dist., New Taipei City 244, Taiwan(R.O.C.)
Tel: +886-2172-1000 Fax: +886-2172-1322



Peak	Freq	Level	Read Level	Factor	Limit	Over	Apos	TPos	Remark	Pol/Phase	Note
	MHz	dBuV/m	dBuV	dB/m	dBuV/m	dB	cm	deg			
1	4924.00	46.43	56.11	-9.68	74.00	-27.57	100	350	Peak	Horizontal	
2	7386.00	53.76	61.19	-7.43	74.00	-20.24	200	339	Peak	Horizontal	
3	12310.00	53.12	52.95	0.17	74.00	-20.88	112	360	Peak	Horizontal	



TUV Rheinland Taiwan Ltd.
No. 458-18, Sec 2, Feniiao, Linkou Dist., New Taipei City 244, Taiwan(R.O.C.)
Tel: +886-2172-1000 Fax: +886-2172-1322



Peak	Freq	Level	Read Level	Factor	Limit	Over	Apos	TPos	Remark	Pol/Phase	Note
	MHz	dBuV/m	dBuV	dB/m	dBuV/m	dB	cm	deg			
1	4924.00	41.87	51.55	-9.68	74.00	-32.13	382	360	Peak	Vertical	
2	7386.00	49.13	56.56	-7.43	74.00	-24.87	200	114	Peak	Vertical	
3	12310.00	52.62	52.45	0.17	74.00	-21.38	382	360	Peak	Vertical	