

Appendix B: Test Results of Radiated Spurious Emissions & Mains

Conducted Emission Test

<Adapter Mode>

Band Edges, 2.31GHz ~ 2.9GHz

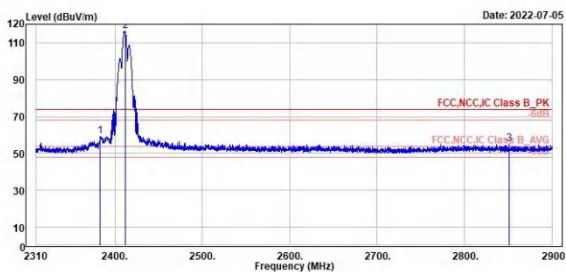
802.11b

Low Channel (Horizontal) Peak

Low Channel (Vertical) Peak



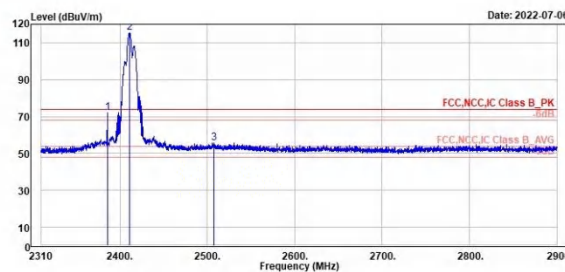
TUV Rheinland Taiwan Ltd.
No. 458-18, Sec 2, Fenhiao, Linkou Dist., New Taipei City 244, Taiwan(R.O.C.)
Tel: +886-2172-1000 Fax: +886-2172-1322



Peak	Freq (MHz)	Level (dBuV/m)	Read Level (dBuV)	Factor (dB/m)	Limit Line (dBuV/m)	Over Limit (dB)	APos (cm)	TPos (deg)	Remark	Pol/Phase	Note
1	2383.28	59.09	21.55	37.54	74.00	-14.91	221	49	Peak	Horizontal	
2 *	2412.00	116.53	78.88	37.65	74.00	42.53	221	49	Peak	Horizontal	
3	2850.79	55.39	17.23	38.16	74.00	-18.61	221	49	Peak	Horizontal	



TUV Rheinland Taiwan Ltd.
No. 458-18, Sec 2, Fenhiao, Linkou Dist., New Taipei City 244, Taiwan(R.O.C.)
Tel: +886-2172-1000 Fax: +886-2172-1322



Peak	Freq (MHz)	Level (dBuV/m)	Read Level (dBuV)	Factor (dB/m)	Limit Line (dBuV/m)	Over Limit (dB)	APos (cm)	TPos (deg)	Remark	Pol/Phase	Note
1	2385.64	72.16	34.60	37.56	74.00	-1.84	351	360	Peak	Vertical	
2 *	2411.13	115.56	77.91	37.65	74.00	41.56	351	360	Peak	Vertical	
3	2507.65	55.86	18.00	37.86	74.00	-18.14	351	360	Peak	Vertical	

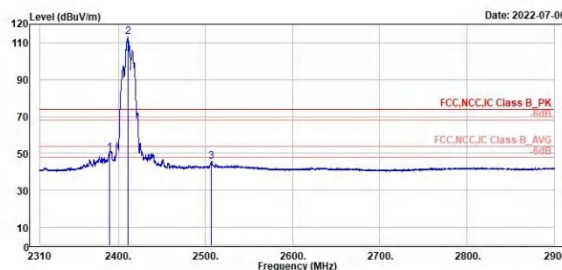
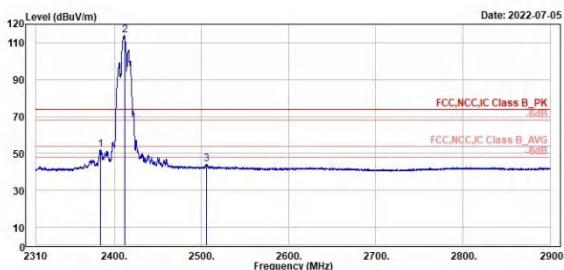
802.11b

Low Channel (Horizontal) Average

Low Channel (Vertical) Average

TÜVRheinland
TUV Rheinland Taiwan Ltd.
No. 458-18, Sec 2, Feniiao, Linkou Dist., New Taipei City 244, Taiwan(R.O.C.)
Tel: +886-2172-1000 Fax: +886-2172-1322

TÜVRheinland
TUV Rheinland Taiwan Ltd.
No. 458-18, Sec 2, Feniiao, Linkou Dist., New Taipei City 244, Taiwan(R.O.C.)
Tel: +886-2172-1000 Fax: +886-2172-1322



Read	Limit	Over	APos	TPos	Remark	Pol/Phase	Note				
Level	Line	Limit									
Factor											
Freq	Level	Level	Line	Over	APos	TPos	Remark				
MHz	dBuV/m	dBuV	dB/m	dBuV/m	dB	cm	deg				
1	2383.75	51.80	14.25	37.55	54.00	-2.20	221	49	Average	Horizontal	
2 *	2412.00	113.93	76.28	37.65	54.00	59.93	221	49	Average	Horizontal	
3	2505.53	44.27	6.41	37.86	54.00	-9.73	221	49	Average	Horizontal	

Read	Limit	Over	APos	TPos	Remark	Pol/Phase	Note			
Level	Line	Limit								
Factor										
Freq	Level	Level	Line	Over	APos	TPos	Remark			
MHz	dBuV/m	dBuV	dB/m	dBuV/m	dB	cm	deg			
1	2390.00	50.38	12.80	37.58	54.00	-3.62	351	360	Average	Vertical
2 *	2411.13	113.17	75.52	37.65	54.00	59.17	351	360	Average	Vertical
3	2507.06	45.74	7.88	37.86	54.00	-8.26	351	360	Average	Vertical

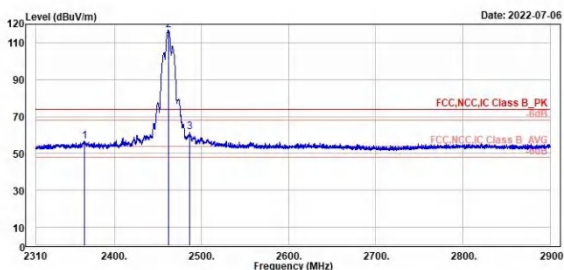
802.11b

High Channel (Horizontal) Peak

High Channel (Vertical) Peak



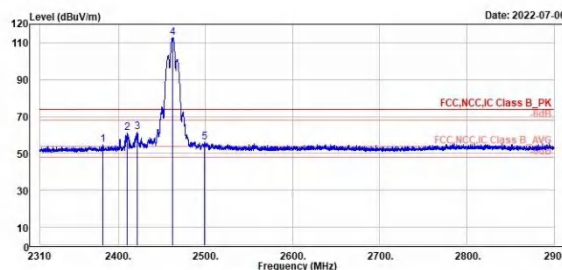
TUV Rheinland Taiwan Ltd.
No. 458-18, Sec 2, Feniiao, Linkou Dist., New Taipei City 244, Taiwan(R.O.C.)
Tel: +886-2172-1000 Fax: +886-2172-1322



Peak	Freq (MHz)	Level (dBuV/m)	Read Level (dBuV)	Level Factor (dB/m)	Limit Line (dBuV/m)	Over Limit (dB)	APos (cm)	TPos (deg)	Remark	Pol/Phase	Note
1	2365.70	56.62	19.17	37.45	74.00	-17.38	242	318	Peak	Horizontal	
2 *	2462.00	116.90	79.17	37.73	74.00	42.90	242	318	Peak	Horizontal	
3	2486.76	61.42	23.62	37.80	74.00	-12.58	242	318	Peak	Horizontal	



TUV Rheinland Taiwan Ltd.
No. 458-18, Sec 2, Feniiao, Linkou Dist., New Taipei City 244, Taiwan(R.O.C.)
Tel: +886-2172-1000 Fax: +886-2172-1322



Peak	Freq (MHz)	Level (dBuV/m)	Read Level (dBuV)	Level Factor (dB/m)	Limit Line (dBuV/m)	Over Limit (dB)	APos (cm)	TPos (deg)	Remark	Pol/Phase	Note
1	2382.57	54.56	17.02	37.54	74.00	-19.44	186	33	Peak	Vertical	
2	2410.06	61.15	23.51	37.64	74.00	-12.85	186	33	Peak	Vertical	
3	2422.10	61.50	23.84	37.66	74.00	-12.50	186	33	Peak	Vertical	
4 *	2462.00	112.62	74.89	37.73	74.00	38.62	186	33	Peak	Vertical	
5	2498.68	56.04	18.19	37.85	74.00	-17.96	186	33	Peak	Vertical	

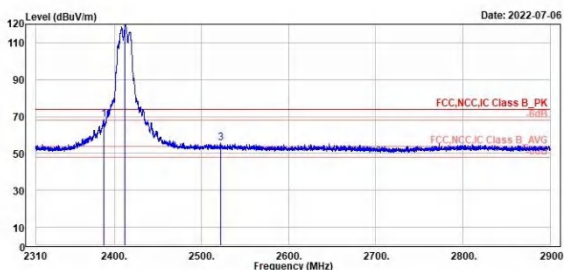
802.11g

Low Channel (Horizontal) Peak

Low Channel (Vertical) Peak



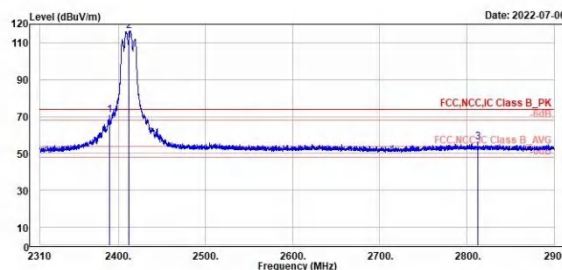
TUV Rheinland Taiwan Ltd.
No. 458-18, Sec 2, Feniiao, Linkou Dist., New Taipei City 244, Taiwan(R.O.C.)
Tel: +886-2172-1000 Fax: +886-2172-1322



Read	Limit	Over	APos	TPos	Remark	Pol/Phase	Note
Level	Line	Limit					
Factor							
dBuV	dB/m	dBuV/m	dB	cm	deg		
1 2388.12	68.21	30.64	37.57	74.00	-5.79	222	46 Peak Horizontal
2 * 2412.00	120.14	82.49	37.65	74.00	46.14	222	46 Peak Horizontal
3 2522.05	55.56	17.68	37.88	74.00	-18.44	222	46 Peak Horizontal



TUV Rheinland Taiwan Ltd.
No. 458-18, Sec 2, Feniiao, Linkou Dist., New Taipei City 244, Taiwan(R.O.C.)
Tel: +886-2172-1000 Fax: +886-2172-1322



Read	Limit	Over	APos	TPos	Remark	Pol/Phase	Note
Level	Line	Limit					
Factor							
dBuV	dB/m	dBuV/m	dB	cm	deg		
1 2389.41	70.92	33.34	37.58	74.00	-3.08	171	32 Peak Vertical
2 * 2412.00	116.34	78.69	37.65	74.00	42.34	171	32 Peak Vertical
3 2812.09	56.25	18.05	38.20	74.00	-17.75	171	32 Peak Vertical

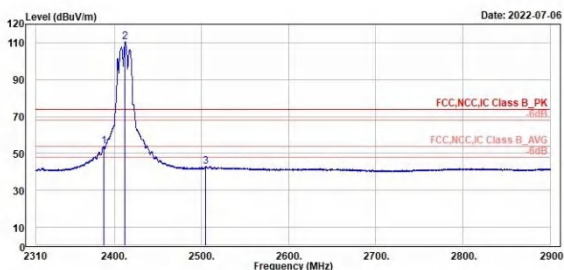
802.11g

Low Channel (Horizontal) Average

Low Channel (Vertical) Average



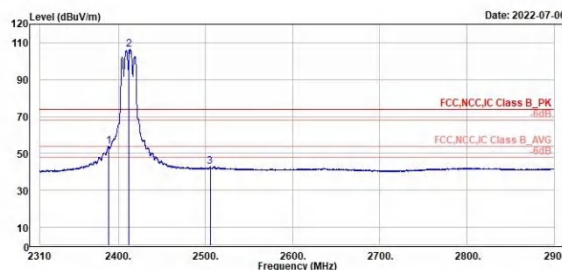
TUV Rheinland Taiwan Ltd.
No. 458-18, Sec 2, Feniiao, Linkou Dist., New Taipei City 244, Taiwan(R.O.C.)
Tel: +886-2172-1000 Fax: +886-2172-1322



Read	Limit	Over	APos	TPos	Remark	Pol/Phase	Note
Level	Line	Limit					
Factor							
dBuV	dB/m	dBuV/m	dB	cm	deg		
1 2388.23	53.88	16.31	37.57	54.00	-0.12	222	46 Average Horizontal
2 * 2412.00	110.51	72.86	37.65	54.00	56.51	222	46 Average Horizontal
3 2505.05	43.00	5.14	37.86	54.00	-11.00	222	46 Average Horizontal



TUV Rheinland Taiwan Ltd.
No. 458-18, Sec 2, Feniiao, Linkou Dist., New Taipei City 244, Taiwan(R.O.C.)
Tel: +886-2172-1000 Fax: +886-2172-1322



Read	Limit	Over	APos	TPos	Remark	Pol/Phase	Note
Level	Line	Limit					
Factor							
dBuV	dB/m	dBuV/m	dB	cm	deg		
1 2388.47	53.78	16.21	37.57	54.00	-0.22	171	32 Average Vertical
2 * 2412.00	106.40	68.75	37.65	54.00	52.40	171	32 Average Vertical
3 2505.17	42.72	4.86	37.86	54.00	-11.28	171	32 Average Vertical

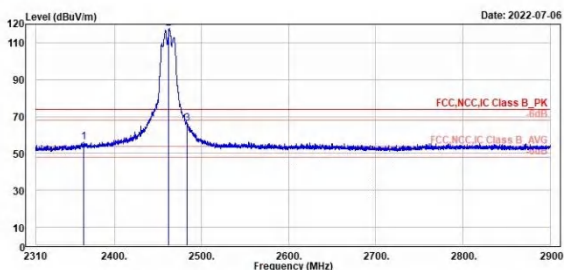
802.11g

High Channel (Horizontal) Peak

High Channel (Vertical) Peak



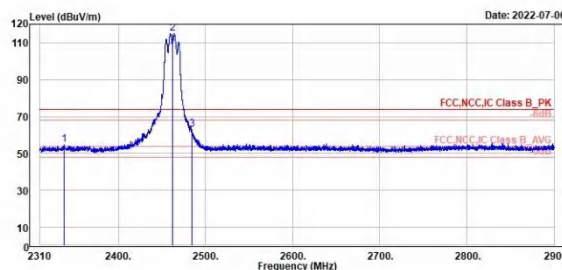
TUV Rheinland Taiwan Ltd.
No. 458-18, Sec 2, Feniiao, Linkou Dist., New Taipei City 244, Taiwan(R.O.C.)
Tel: +886-2172-1000 Fax: +886-2172-1322



Peak #	Freq (MHz)	Level (dBuV/m)	Read Level (dBuV)	Level Factor (dB/m)	Limit Line (dBuV/m)	Over Limit (dB)	APos (cm)	TPos (deg)	Remark	Pol/Phase	Note
1	2364.87	56.20	18.75	37.45	74.00	-17.80	198	50	Peak	Horizontal	
2 *	2462.00	117.65	79.92	37.73	74.00	43.65	198	50	Peak	Horizontal	
3	2483.46	66.04	28.24	37.80	74.00	-7.96	198	50	Peak	Horizontal	



TUV Rheinland Taiwan Ltd.
No. 458-18, Sec 2, Feniiao, Linkou Dist., New Taipei City 244, Taiwan(R.O.C.)
Tel: +886-2172-1000 Fax: +886-2172-1322



Peak #	Freq (MHz)	Level (dBuV/m)	Read Level (dBuV)	Level Factor (dB/m)	Limit Line (dBuV/m)	Over Limit (dB)	APos (cm)	TPos (deg)	Remark	Pol/Phase	Note
1	2337.97	54.58	17.24	37.34	74.00	-19.42	335	35	Peak	Vertical	
2 *	2462.00	114.89	77.16	37.73	74.00	40.89	335	35	Peak	Vertical	
3	2484.29	63.01	25.21	37.80	74.00	-10.99	335	35	Peak	Vertical	

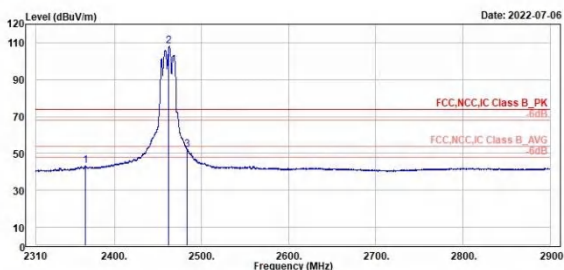
802.11g

High Channel (Horizontal) Average

High Channel (Vertical) Average



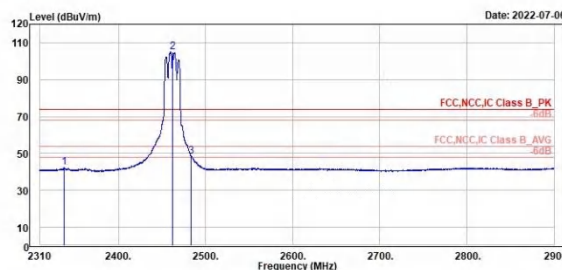
TUV Rheinland Taiwan Ltd.
No. 458-18, Sec 2, Feniiao, Linkou Dist., New Taipei City 244, Taiwan(R.O.C.)
Tel: +886-2172-1000 Fax: +886-2172-1322



Read	Limit	Over	APos	TPos	Remark	Pol/Phase	Note
Level	Line	Limit					
Factor							
dBuV	dB/m	dBuV/m	dB	cm	deg		
2366.29	43.25	5.79	37.46	54.00	-10.75	198	50 Average Horizontal
2462.00	108.13	70.40	37.73	54.00	54.13	198	50 Average Horizontal
2483.46	52.14	14.34	37.80	54.00	-1.86	198	50 Average Horizontal



TUV Rheinland Taiwan Ltd.
No. 458-18, Sec 2, Feniiao, Linkou Dist., New Taipei City 244, Taiwan(R.O.C.)
Tel: +886-2172-1000 Fax: +886-2172-1322



Read	Limit	Over	APos	TPos	Remark	Pol/Phase	Note
Level	Line	Limit					
Factor							
dBuV	dB/m	dBuV/m	dB	cm	deg		
2337.73	42.44	5.10	37.34	54.00	-11.56	335	35 Average Vertical
2462.00	105.03	67.30	37.73	54.00	51.03	335	35 Average Vertical
2483.46	48.42	10.62	37.80	54.00	-5.58	335	35 Average Vertical

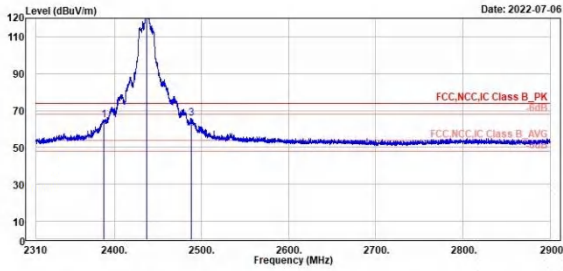
802.11ac VHT20

Low Channel (Horizontal) Peak

Low Channel (Vertical) Peak



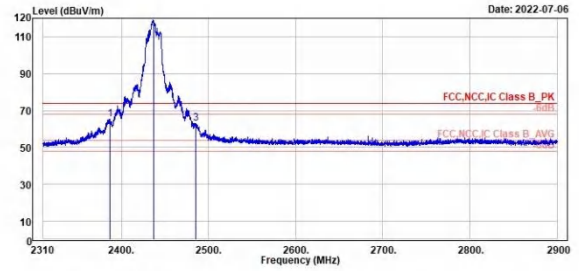
TUV Rheinland Taiwan Ltd.
No. 458-18, Sec 2, Feniiao, Linkou Dist., New Taipei City 244, Taiwan(R.O.C.)
Tel: +886-2172-1000 Fax: +886-2172-1322



Peak	Freq (MHz)	Level (dBuV/m)	Read Level (dBuV)	Level Factor (dB/m)	Limit Line (dBuV/m)	Over Limit (dB)	APos (cm)	TPos (deg)	Remark	Pol/Phase	Note
1	2388.12	64.90	27.33	37.57	74.00	-9.10	300	319	Peak	Horizontal	
2 *	2437.00	122.34	84.66	37.68	74.00	48.34	300	319	Peak	Horizontal	
3	2488.42	65.92	28.10	37.82	74.00	-8.08	300	319	Peak	Horizontal	



TUV Rheinland Taiwan Ltd.
No. 458-18, Sec 2, Feniiao, Linkou Dist., New Taipei City 244, Taiwan(R.O.C.)
Tel: +886-2172-1000 Fax: +886-2172-1322



Peak	Freq (MHz)	Level (dBuV/m)	Read Level (dBuV)	Level Factor (dB/m)	Limit Line (dBuV/m)	Over Limit (dB)	APos (cm)	TPos (deg)	Remark	Pol/Phase	Note
1	2386.82	65.05	27.48	37.57	74.00	-8.95	189	33	Peak	Vertical	
2 *	2437.00	119.14	81.46	37.68	74.00	45.14	189	33	Peak	Vertical	
3	2485.23	63.07	25.27	37.80	74.00	-10.93	189	33	Peak	Vertical	

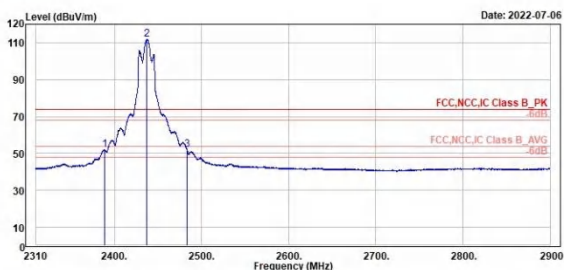
802.11ac VHT20

Low Channel (Horizontal) Average

Low Channel (Vertical) Average



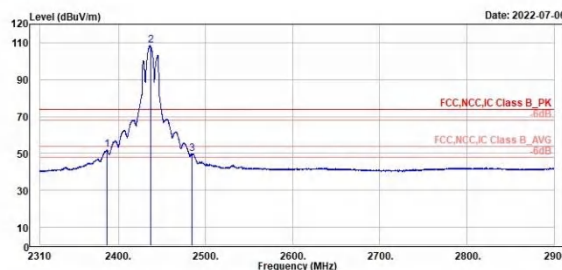
TUV Rheinland Taiwan Ltd.
No. 458-18, Sec 2, Feniiao, Linkou Dist., New Taipei City 244, Taiwan(R.O.C.)
Tel: +886-2172-1000 Fax: +886-2172-1322



Read	Limit	Over	Apos	TPos	Remark	Pol/Phase	Note		
Level	Line	Limit							
Factor									
Freq	Level	Level	Line	Limit	Apos	TPos	Remark		
MHz	dBuV/m	dBuV	dB/m	dBuV/m	dB	cm	deg		
1	2388.59	52.16	14.59	37.57	54.00	-1.84	300	319 Average	Horizontal
2 *	2437.00	111.87	74.19	37.68	54.00	57.87	300	319 Average	Horizontal
3	2483.46	52.22	14.42	37.80	54.00	-1.78	300	319 Average	Horizontal



TUV Rheinland Taiwan Ltd.
No. 458-18, Sec 2, Feniiao, Linkou Dist., New Taipei City 244, Taiwan(R.O.C.)
Tel: +886-2172-1000 Fax: +886-2172-1322



Read	Limit	Over	Apos	TPos	Remark	Pol/Phase	Note		
Level	Line	Limit							
Factor									
Freq	Level	Level	Line	Limit	Apos	TPos	Remark		
MHz	dBuV/m	dBuV	dB/m	dBuV/m	dB	cm	deg		
1	2386.82	52.01	14.44	37.57	54.00	-1.99	189	33 Average	Vertical
2 *	2437.00	108.43	70.75	37.68	54.00	54.43	189	33 Average	Vertical
3	2484.64	49.86	12.06	37.80	54.00	-4.14	189	33 Average	Vertical

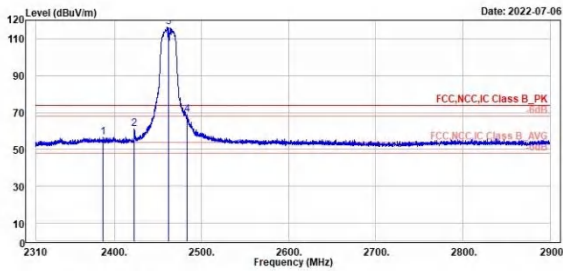
802.11ac VHT20

High Channel (Horizontal) Peak

High Channel (Vertical) Peak



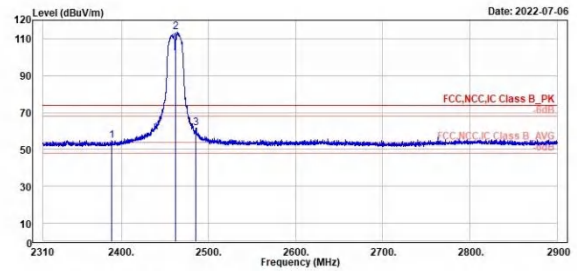
TUV Rheinland Taiwan Ltd.
No. 458-18, Sec 2, Feniiao, Linkou Dist., New Taipei City 244, Taiwan(R.O.C.)
Tel: +886-2172-1000 Fax: +886-2172-1322



Peak	Freq (MHz)	Level (dBuV/m)	Read Level (dBuV)	Level Factor (dB/m)	Limit Line (dBuV/m)	Over Limit (dB)	APos (cm)	TPos (deg)	Remark	Pol/Phase	Note
1	2386.58	56.43	18.86	37.57	74.00	-17.57	324	319	Peak	Horizontal	
2	2422.57	61.09	23.43	37.66	74.00	-12.91	324	319	Peak	Horizontal	
3 *	2462.00	116.37	78.64	37.73	74.00	42.37	324	319	Peak	Horizontal	
4 !	2483.81	68.68	30.88	37.80	74.00	-5.32	324	319	Peak	Horizontal	



TUV Rheinland Taiwan Ltd.
No. 458-18, Sec 2, Feniiao, Linkou Dist., New Taipei City 244, Taiwan(R.O.C.)
Tel: +886-2172-1000 Fax: +886-2172-1322



Peak	Freq (MHz)	Level (dBuV/m)	Read Level (dBuV)	Level Factor (dB/m)	Limit Line (dBuV/m)	Over Limit (dB)	APos (cm)	TPos (deg)	Remark	Pol/Phase	Note
1	2389.30	54.96	17.38	37.58	74.00	-19.04	249	34	Peak	Vertical	
2 *	2462.00	113.81	76.08	37.73	74.00	39.81	249	34	Peak	Vertical	
3	2485.82	61.63	23.83	37.80	74.00	-12.37	249	34	Peak	Vertical	

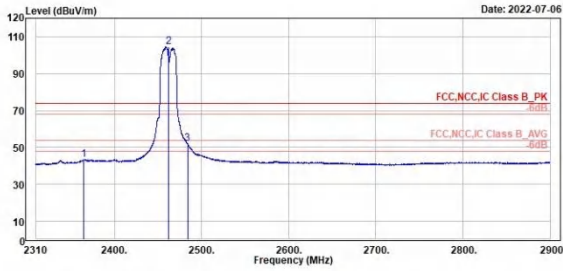
802.11ac VHT20

High Channel (Horizontal) Average

High Channel (Vertical) Average



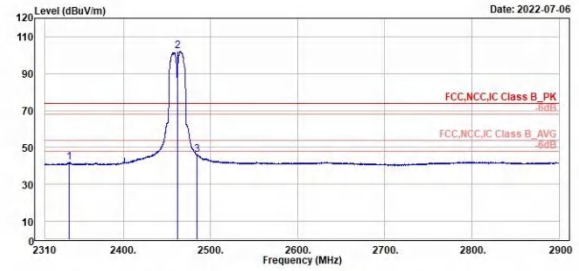
TUV Rheinland Taiwan Ltd.
No. 458-18, Sec 2, Feniiao, Linkou Dist., New Taipei City 244, Taiwan(R.O.C.)
Tel: +886-2172-1000 Fax: +886-2172-1322



Read	Limit	Over	APos	TPos	Remark	Pol/Phase	Note				
Level	Line	Limit									
Factor											
dBuV	dB/m	dBuV/m	dB	cm	deg						
1	2364.87	43.55	6.19	37.45	54.00	-10.45	324	319	Average	Horizontal	
2 *	2462.00	104.61	66.88	37.73	54.00	50.61	324	319	Average	Horizontal	
3 †	2483.93	52.21	14.41	37.80	54.00	-1.79	324	319	Average	Horizontal	



TUV Rheinland Taiwan Ltd.
No. 458-18, Sec 2, Feniiao, Linkou Dist., New Taipei City 244, Taiwan(R.O.C.)
Tel: +886-2172-1000 Fax: +886-2172-1322



Read	Limit	Over	APos	TPos	Remark	Pol/Phase	Note			
Level	Line	Limit								
Factor										
dBuV	dB/m	dBuV/m	dB	cm	deg					
1	2337.61	41.93	4.59	37.34	54.00	-12.07	249	34	Average	Vertical
2 *	2462.00	102.42	64.69	37.73	54.00	48.42	249	34	Average	Vertical
3	2484.05	46.19	8.39	37.80	54.00	-7.81	249	34	Average	Vertical

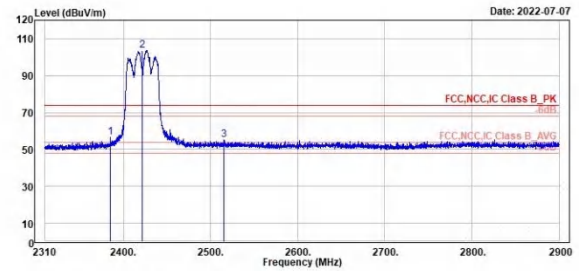
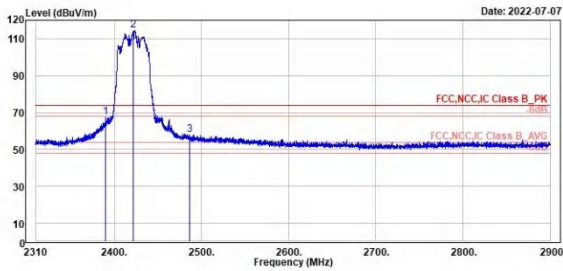
802.11ac VHT40

Low Channel (Horizontal) Peak

Low Channel (Vertical) Peak

TÜVRheinland
TUV Rheinland Taiwan Ltd.
No. 458-18, Sec 2, Feniiao, Linkou Dist., New Taipei City 244, Taiwan(R.O.C.)
Tel: +886-2172-1000 Fax: +886-2172-1322

TÜVRheinland
TUV Rheinland Taiwan Ltd.
No. 458-18, Sec 2, Feniiao, Linkou Dist., New Taipei City 244, Taiwan(R.O.C.)
Tel: +886-2172-1000 Fax: +886-2172-1322



Peak	Freq (MHz)	Level (dBuV/m)	Read Level (dBuV)	Level Factor (dB/m)	Limit Line (dBuV/m)	Over Limit (dB)	APos (cm)	TPos (deg)	Remark	Pol/Phase	Note
1	2398.00	67.31	29.73	37.58	74.00	-6.69	248	316	Peak	Horizontal	
2 *	2422.00	114.40	76.74	37.66	74.00	40.40	248	316	Peak	Horizontal	
3	2485.94	57.97	20.17	37.80	74.00	-16.03	248	316	Peak	Horizontal	

Peak	Freq (MHz)	Level (dBuV/m)	Read Level (dBuV)	Level Factor (dB/m)	Limit Line (dBuV/m)	Over Limit (dB)	APos (cm)	TPos (deg)	Remark	Pol/Phase	Note
1	2385.05	56.60	19.05	37.55	74.00	-17.40	284	345	Peak	Vertical	
2 *	2422.00	103.77	66.11	37.66	74.00	29.77	284	345	Peak	Vertical	
3	2515.67	55.16	17.29	37.87	74.00	-18.84	284	345	Peak	Vertical	

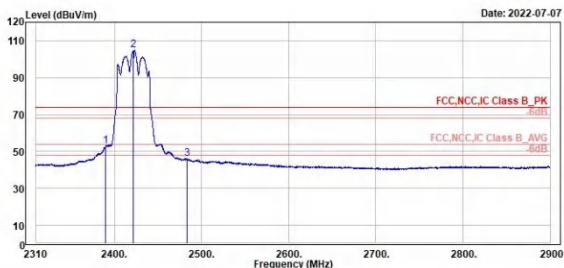
802.11ac VHT40

Low Channel (Horizontal) Average

Low Channel (Vertical) Average



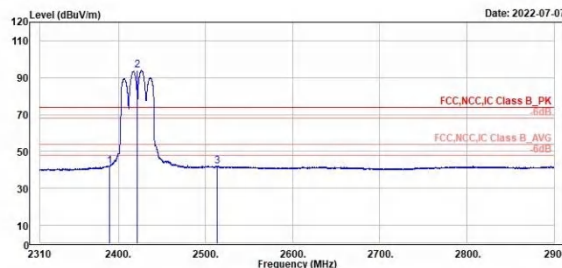
TUV Rheinland Taiwan Ltd.
No. 458-18, Sec 2, Feniiao, Linkou Dist., New Taipei City 244, Taiwan(R.O.C.)
Tel: +886-2172-1000 Fax: +886-2172-1322



Read	Limit	Over	APos	TPos	Remark	Pol/Phase	Note
Level	Line	Limit					
Factor							
dBuV	dB/m	dBuV/m	dB	cm	deg		
1 2399.00	52.91	15.33	37.58	54.00	-1.09	248	316 Average Horizontal
2 * 2422.00	104.80	67.14	37.66	54.00	58.80	248	316 Average Horizontal
3 2483.46	45.88	8.08	37.80	54.00	-8.12	248	316 Average Horizontal



TUV Rheinland Taiwan Ltd.
No. 458-18, Sec 2, Feniiao, Linkou Dist., New Taipei City 244, Taiwan(R.O.C.)
Tel: +886-2172-1000 Fax: +886-2172-1322



Read	Limit	Over	APos	TPos	Remark	Pol/Phase	Note
Level	Line	Limit					
Factor							
dBuV	dB/m	dBuV/m	dB	cm	deg		
1 2389.53	42.20	4.62	37.58	54.00	-11.80	284	345 Average Vertical
2 * 2422.00	93.98	56.32	37.66	54.00	39.98	284	345 Average Vertical
3 2513.43	41.96	4.09	37.87	54.00	-12.04	284	345 Average Vertical

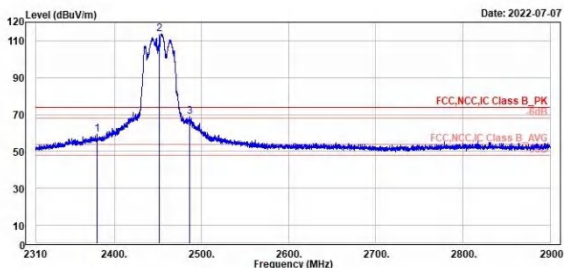
802.11ac VHT40

High Channel (Horizontal) Peak

High Channel (Vertical) Peak



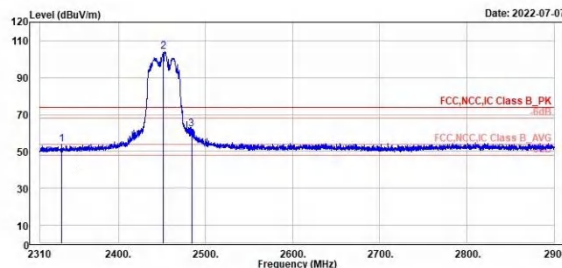
TÜV Rheinland Taiwan Ltd.
No. 458-18, Sec 2, Feniiao, Linkou Dist., New Taipei City 244, Taiwan(R.O.C.)
Tel: +886-2172-1000 Fax: +886-2172-1322



Peak	Freq (MHz)	Level (dBuV/m)	Read Level (dBuV)	Level Factor (dB/m)	Limit Line (dBuV/m)	Over Limit (dB)	APos (cm)	TPos (deg)	Remark	Pol/Phase	Note
1	2389.09	59.14	21.61	37.53	74.00	-14.86	100	63	Peak	Horizontal	
2 *	2452.00	113.62	75.93	37.69	74.00	39.62	100	63	Peak	Horizontal	
3 †	2486.17	68.97	31.17	37.80	74.00	-5.03	100	63	Peak	Horizontal	



TÜV Rheinland Taiwan Ltd.
No. 458-18, Sec 2, Feniiao, Linkou Dist., New Taipei City 244, Taiwan(R.O.C.)
Tel: +886-2172-1000 Fax: +886-2172-1322



Peak	Freq (MHz)	Level (dBuV/m)	Read Level (dBuV)	Level Factor (dB/m)	Limit Line (dBuV/m)	Over Limit (dB)	APos (cm)	TPos (deg)	Remark	Pol/Phase	Note
1	2334.78	53.78	16.45	37.33	74.00	-20.22	334	344	Peak	Vertical	
2 *	2452.00	103.88	66.19	37.69	74.00	29.88	334	344	Peak	Vertical	
3	2483.93	62.17	24.37	37.80	74.00	-11.83	334	344	Peak	Vertical	

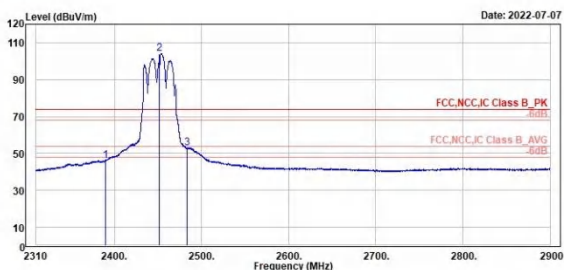
802.11ac VHT40

High Channel (Horizontal) Average

High Channel (Vertical) Average



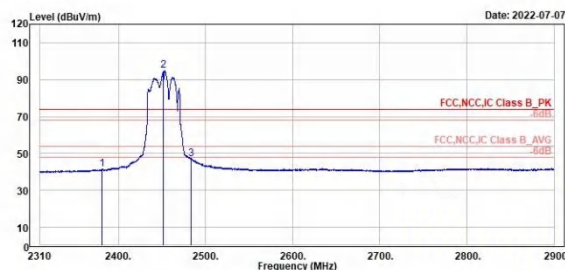
TÜV Rheinland Taiwan Ltd.
No. 458-18, Sec 2, Feniiao, Linkou Dist., New Taipei City 244, Taiwan(R.O.C.)
Tel: +886-2172-1000 Fax: +886-2172-1322



Read	Limit	Over	APos	TPos	Remark	Pol/Phase	Note	
Level	Line	Limit						
Factor								
dBuV	dBuV/m	dB	cm	deg				
1	2390.00	46.25	8.67	37.58	54.00	-7.75	100	63 Average Horizontal
2 *	2452.00	104.12	66.43	37.89	54.00	50.12	100	63 Average Horizontal
3 †	2483.70	52.99	15.19	37.80	54.00	-1.01	100	63 Average Horizontal



TÜV Rheinland Taiwan Ltd.
No. 458-18, Sec 2, Feniiao, Linkou Dist., New Taipei City 244, Taiwan(R.O.C.)
Tel: +886-2172-1000 Fax: +886-2172-1322



Read	Limit	Over	APos	TPos	Remark	Pol/Phase	Note	
Level	Line	Limit						
Factor								
dBuV	dBuV/m	dB	cm	deg				
1	2381.04	41.36	3.83	37.53	54.00	-12.64	334	344 Average Vertical
2 *	2452.00	94.68	56.99	37.89	54.00	40.68	334	344 Average Vertical
3 †	2483.70	47.14	9.34	37.80	54.00	-6.86	334	344 Average Vertical

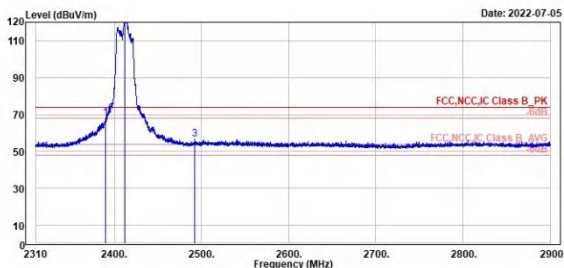
802.11ax HE20_OFDM

Low Channel (Horizontal) Peak

Low Channel (Vertical) Peak



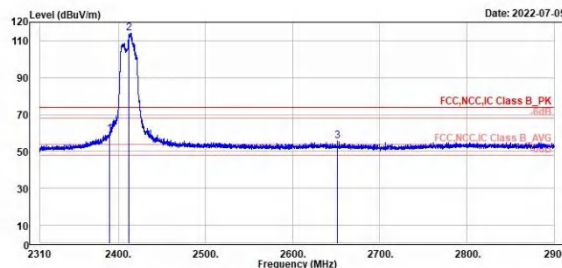
TUV Rheinland Taiwan Ltd.
No. 458-18, Sec 2, Feniiao, Linkou Dist., New Taipei City 244, Taiwan(R.O.C.)
Tel: +886-2172-1000 Fax: +886-2172-1322



Peak	Freq (MHz)	Level (dBuV/m)	Read Level (dBuV)	Level Factor (dB/m)	Limit Line (dBuV/m)	Over Limit (dB)	APos (cm)	TPos (deg)	Remark	Pol/Phase	Note
1	2390.00	67.92	30.34	37.58	74.00	-6.08	222	46	Peak	Horizontal	
2 *	2412.00	121.96	84.31	37.65	74.00	47.96	222	46	Peak	Horizontal	
3	2492.31	56.70	18.88	37.82	74.00	-17.30	222	46	Peak	Horizontal	



TUV Rheinland Taiwan Ltd.
No. 458-18, Sec 2, Feniiao, Linkou Dist., New Taipei City 244, Taiwan(R.O.C.)
Tel: +886-2172-1000 Fax: +886-2172-1322



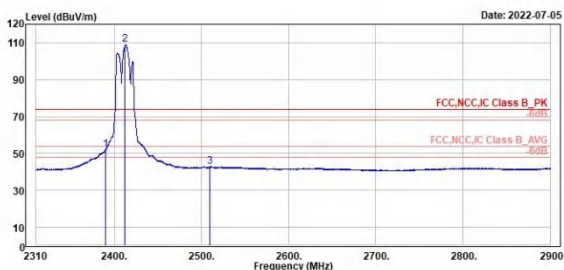
Peak	Freq (MHz)	Level (dBuV/m)	Read Level (dBuV)	Level Factor (dB/m)	Limit Line (dBuV/m)	Over Limit (dB)	APos (cm)	TPos (deg)	Remark	Pol/Phase	Note
1	2389.77	59.37	21.79	37.58	74.00	-14.63	118	31	Peak	Vertical	
2 *	2412.00	114.16	76.51	37.65	74.00	40.16	118	31	Peak	Vertical	
3	2651.14	55.72	17.69	38.03	74.00	-18.28	118	31	Peak	Vertical	

802.11ax HE20_OFDM

Low Channel (Horizontal) Average

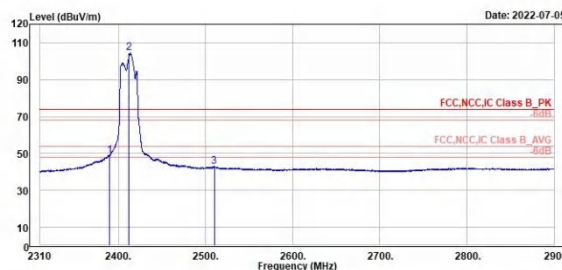
Low Channel (Vertical) Average

TUV Rheinland Taiwan Ltd.
No. 458-18, Sec 2, Feniiao, Linkou Dist., New Taipei City 244, Taiwan(R.O.C.)
Tel: +886-2172-1000 Fax: +886-2172-1322



Read	Limit	Over	APos	TPos	Remark	Pol/Phase	Note
Level	Line	Limit					
Factor							
dBuV	dB/m	dBuV/m	dB	cm	deg		
1 2398.00	52.08	14.59	37.58	54.00	-1.92	222	46 Average Horizontal
2 * 2412.00	108.95	71.30	37.65	54.00	54.95	222	46 Average Horizontal
3 2509.18	42.85	4.99	37.86	54.00	-11.15	222	46 Average Horizontal

TUV Rheinland Taiwan Ltd.
No. 458-18, Sec 2, Feniiao, Linkou Dist., New Taipei City 244, Taiwan(R.O.C.)
Tel: +886-2172-1000 Fax: +886-2172-1322



Read	Limit	Over	APos	TPos	Remark	Pol/Phase	Note
Level	Line	Limit					
Factor							
dBuV	dB/m	dBuV/m	dB	cm	deg		
1 2389.89	49.05	11.47	37.58	54.00	-4.95	118	31 Average Vertical
2 * 2412.00	104.26	66.61	37.65	54.00	50.26	118	31 Average Vertical
3 2510.01	42.82	4.96	37.86	54.00	-11.18	118	31 Average Vertical

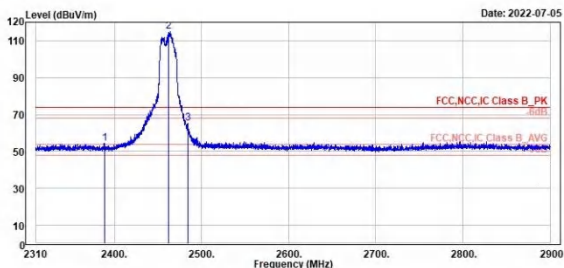
802.11ax HE20_OFDM

High Channel (Horizontal) Peak

High Channel (Vertical) Peak



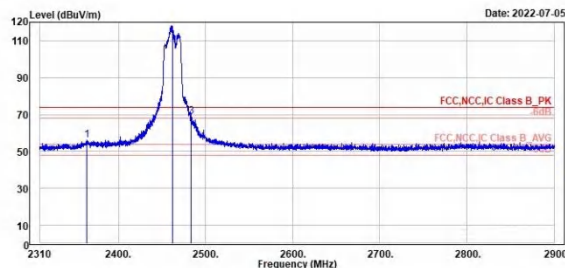
TUV Rheinland Taiwan Ltd.
No. 458-18, Sec 2, Feniiao, Linkou Dist., New Taipei City 244, Taiwan(R.O.C.)
Tel: +886-2172-1000 Fax: +886-2172-1322



Peak	Freq	Level	Read	Level	Factor	Limit	Over	Line	Limit	APos	TPos	Remark	Pol/Phase	Note
	MHz	dBuV/m	dBuV	dB/m	dBuV/m	dB	dB	cm	deg					
1	2388.47	54.39	16.82	37.57	74.00	-19.61	371	360	Peak			Horizontal		
2 *	2462.00	115.03	77.30	37.73	74.00	41.03	371	360	Peak			Horizontal		
3	2484.64	65.12	27.32	37.80	74.00	-8.88	371	360	Peak			Horizontal		



TUV Rheinland Taiwan Ltd.
No. 458-18, Sec 2, Feniiao, Linkou Dist., New Taipei City 244, Taiwan(R.O.C.)
Tel: +886-2172-1000 Fax: +886-2172-1322



Peak	Freq	Level	Read	Level	Factor	Limit	Over	Line	Limit	APos	TPos	Remark	Pol/Phase	Note
	MHz	dBuV/m	dBuV	dB/m	dBuV/m	dB	dB	cm	deg					
1	2363.93	56.32	18.87	37.45	74.00	-17.68	368	0	Peak			Vertical		
2 *	2462.00	118.15	80.42	37.73	74.00	44.15	368	0	Peak			Vertical		
3 !	2483.81	68.76	30.96	37.80	74.00	-5.24	368	0	Peak			Vertical		

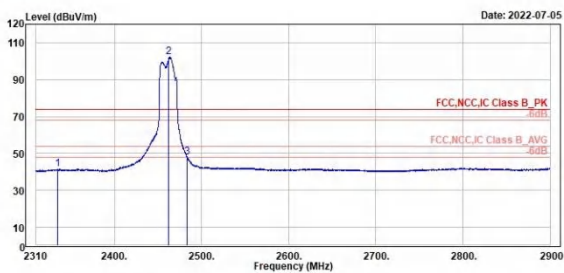
802.11ax HE20_OFDM

High Channel (Horizontal) Average

High Channel (Vertical) Average



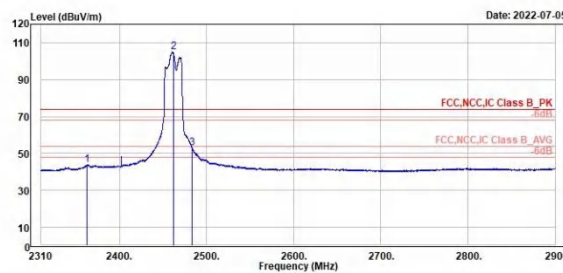
TUV Rheinland Taiwan Ltd.
No. 458-18, Sec 2, Feniiao, Linkou Dist., New Taipei City 244, Taiwan(R.O.C.)
Tel: +886-2172-1000 Fax: +886-2172-1322



Read	Limit	Over	APos	TPos	Remark	Pol/Phase	Note				
Level	Line	Limit									
Factor											
dBuV	dB/m	dBuV/m	dB	cm	deg						
1	2335.13	41.46	4.13	37.33	54.00	-12.54	371	360	Average	Horizontal	
2 *	2462.00	102.34	64.61	37.73	54.00	48.34	371	360	Average	Horizontal	
3	2483.70	47.85	10.05	37.80	54.00	-6.15	371	360	Average	Horizontal	



TUV Rheinland Taiwan Ltd.
No. 458-18, Sec 2, Feniiao, Linkou Dist., New Taipei City 244, Taiwan(R.O.C.)
Tel: +886-2172-1000 Fax: +886-2172-1322



Read	Limit	Over	APos	TPos	Remark	Pol/Phase	Note				
Level	Line	Limit									
Factor											
dBuV	dB/m	dBuV/m	dB	cm	deg						
1	2362.75	43.78	6.34	37.44	54.00	-10.22	368	0	Average	Vertical	
2 *	2462.00	105.03	67.30	37.73	54.00	51.03	368	0	Average	Vertical	
3 !	2483.46	53.10	15.30	37.80	54.00	-0.90	368	0	Average	Vertical	

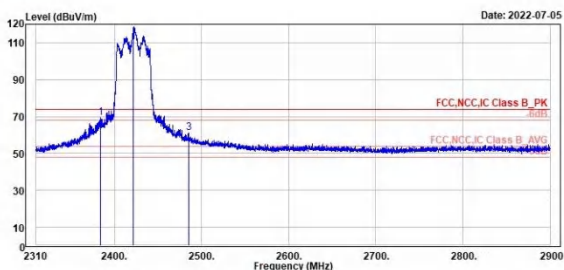
802.11ax HE40_OFDM

Low Channel (Horizontal) Peak

Low Channel (Vertical) Peak



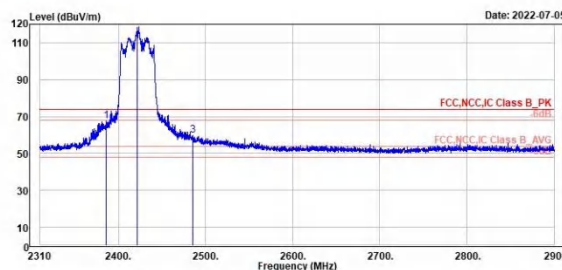
TUV Rheinland Taiwan Ltd.
No. 458-18, Sec 2, Feniiao, Linkou Dist., New Taipei City 244, Taiwan(R.O.C.)
Tel: +886-2172-1000 Fax: +886-2172-1322



Peak	Freq (MHz)	Level (dBuV/m)	Read Level (dBuV)	Level Factor (dB/m)	Limit Line (dBuV/m)	Over Limit (dB)	APos (cm)	TPos (deg)	Remark	Pol/Phase	Note
1	2383.99	69.48	31.93	37.55	74.00	-4.52	111	50	Peak	Horizontal	
2 *	2422.00	118.65	80.99	37.66	74.00	44.65	111	50	Peak	Horizontal	
3	2485.35	60.93	23.13	37.80	74.00	-13.07	111	50	Peak	Horizontal	



TUV Rheinland Taiwan Ltd.
No. 458-18, Sec 2, Feniiao, Linkou Dist., New Taipei City 244, Taiwan(R.O.C.)
Tel: +886-2172-1000 Fax: +886-2172-1322



Peak	Freq (MHz)	Level (dBuV/m)	Read Level (dBuV)	Level Factor (dB/m)	Limit Line (dBuV/m)	Over Limit (dB)	APos (cm)	TPos (deg)	Remark	Pol/Phase	Note
1	2385.64	67.38	29.82	37.56	74.00	-6.62	232	347	Peak	Vertical	
2 *	2422.00	118.67	81.01	37.66	74.00	44.67	232	347	Peak	Vertical	
3	2485.35	59.90	22.10	37.80	74.00	-14.10	232	347	Peak	Vertical	

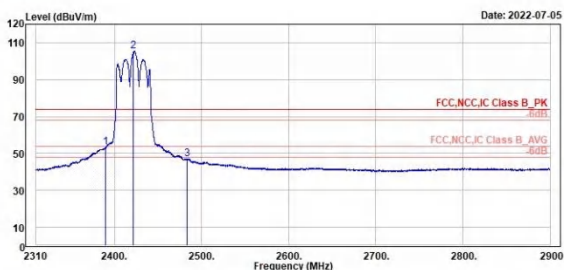
802.11ax HE40_OFDM

Low Channel (Horizontal) Average

Low Channel (Vertical) Average



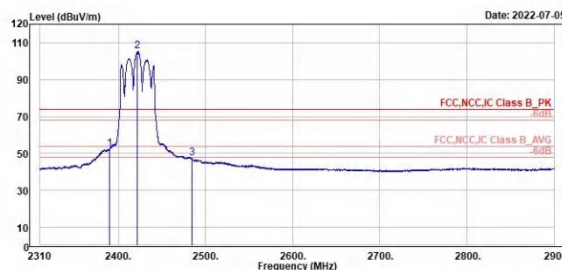
TUV Rheinland Taiwan Ltd.
No. 458-18, Sec 2, Feniiao, Linkou Dist., New Taipei City 244, Taiwan(R.O.C.)
Tel: +886-2172-1000 Fax: +886-2172-1322



Read	Limit	Over	APos	TPos	Remark	Pol/Phase	Note
Level	Line	Limit					
Factor							
dBuV	dB/m	dBuV/m	dB	cm	deg		
1 2389.89	53.27	15.69	37.58	54.00	-0.73	111	50 Average Horizontal
2 * 2422.00	105.56	67.90	37.66	54.00	51.56	111	50 Average Horizontal
3 2483.70	47.10	9.30	37.80	54.00	-6.90	111	50 Average Horizontal



TUV Rheinland Taiwan Ltd.
No. 458-18, Sec 2, Feniiao, Linkou Dist., New Taipei City 244, Taiwan(R.O.C.)
Tel: +886-2172-1000 Fax: +886-2172-1322



Read	Limit	Over	APos	TPos	Remark	Pol/Phase	Note
Level	Line	Limit					
Factor							
dBuV	dB/m	dBuV/m	dB	cm	deg		
1 2389.89	52.68	15.10	37.58	54.00	-1.32	232	347 Average Vertical
2 * 2422.00	105.22	67.56	37.66	54.00	51.22	232	347 Average Vertical
3 2484.05	47.49	9.69	37.80	54.00	-6.51	232	347 Average Vertical

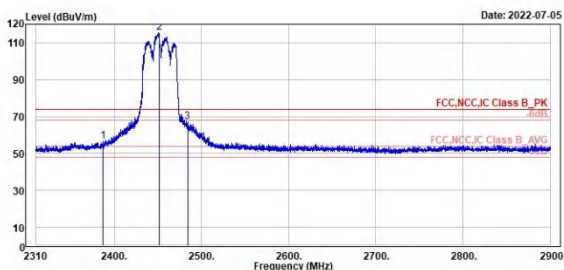
802.11ax HE40_OFDM

High Channel (Horizontal) Peak

High Channel (Vertical) Peak



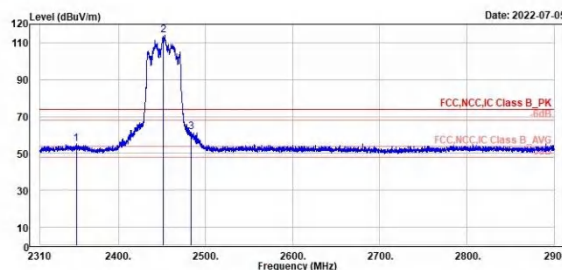
TUV Rheinland Taiwan Ltd.
No. 458-18, Sec 2, Feniiao, Linkou Dist., New Taipei City 244, Taiwan(R.O.C.)
Tel: +886-2172-1000 Fax: +886-2172-1322



1	2	3
2386.82	2452.00	2483.93
56.64	115.62	67.18
19.07	77.93	29.38
37.57	37.69	37.80
74.00	74.00	74.00
-17.36	41.62	-6.82
195	195	195
49	49	49
Peak	Peak	Peak
Horizontal	Horizontal	Horizontal



TUV Rheinland Taiwan Ltd.
No. 458-18, Sec 2, Feniiao, Linkou Dist., New Taipei City 244, Taiwan(R.O.C.)
Tel: +886-2172-1000 Fax: +886-2172-1322



1	2	3
2351.77	2452.00	2483.46
55.30	114.20	61.52
17.91	76.51	23.72
37.39	37.69	37.80
74.00	74.00	74.00
-18.70	40.20	-12.48
334	334	334
34	34	34
Peak	Peak	Peak
Vertical	Vertical	Vertical

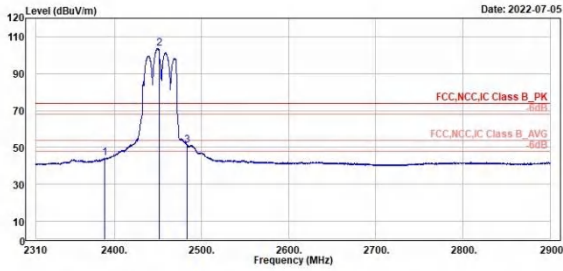
802.11ax HE40_OFDM

High Channel (Horizontal) Average

High Channel (Vertical) Average



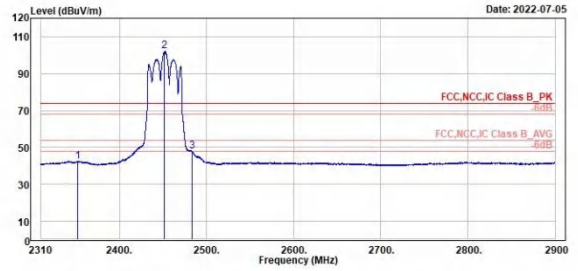
TÜV Rheinland Taiwan Ltd.
No. 458-18, Sec 2, Feniiao, Linkou Dist., New Taipei City 244, Taiwan(R.O.C.)
Tel: +886-2172-1000 Fax: +886-2172-1322



Read	Limit	Over	APos	TPos	Remark	Pol/Phase	Note				
Level	Line	Limit									
Factor											
dBuV	dB/m	dBuV/m	dB	cm	deg						
1	2388.47	44.20	6.63	37.57	54.00	-9.80	195	49	Average	Horizontal	
2 *	2452.00	103.60	65.91	37.69	54.00	49.60	195	49	Average	Horizontal	
3 †	2483.70	51.22	13.42	37.80	54.00	-2.78	195	49	Average	Horizontal	



TÜV Rheinland Taiwan Ltd.
No. 458-18, Sec 2, Feniiao, Linkou Dist., New Taipei City 244, Taiwan(R.O.C.)
Tel: +886-2172-1000 Fax: +886-2172-1322



Read	Limit	Over	APos	TPos	Remark	Pol/Phase	Note				
Level	Line	Limit									
Factor											
dBuV	dB/m	dBuV/m	dB	cm	deg						
1	2352.24	42.61	5.22	37.39	54.00	-11.39	334	34	Average	Vertical	
2 *	2452.00	102.24	64.55	37.69	54.00	48.24	334	34	Average	Vertical	
3	2483.46	47.82	10.02	37.80	54.00	-6.18	334	34	Average	Vertical	

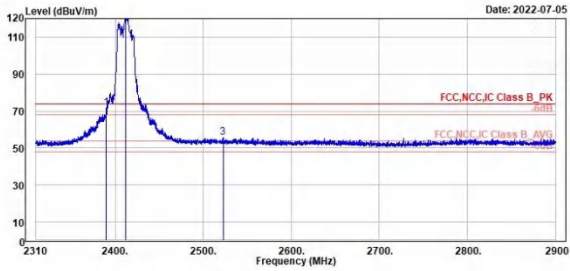
802.11ax HE20_OFDMA

Low Channel (Horizontal) Peak

Low Channel (Vertical) Peak



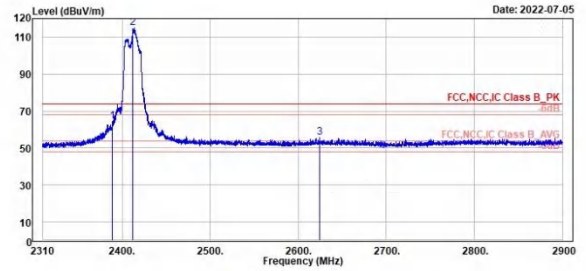
TÜV Rheinland Taiwan Ltd.
No. 458-18, Sec 2, Penliao, Linkou Dist., New Taipei City 244, Taiwan(R.O.C.)
Tel: +886-2172-1000 Fax: +886-2172-1322



Freq	Level	Read Level	Factor	Limit Line	Over Limit	APos	TPos	Remark	Pol/Phase	Note
MHz	dBuV/m	dBuV	dB/m	dBuV/m	dB	cm	deg			
1	2390.00	71.62	34.04	37.58	74.00	-2.38	222	45 Peak	Horizontal	
2	* 2412.00	122.53	84.88	37.65	74.00	48.53	222	45 Peak	Horizontal	
3	2522.52	55.47	17.59	37.88	74.00	-18.53	222	45 Peak	Horizontal	



TÜV Rheinland Taiwan Ltd.
No. 458-18, Sec 2, Penliao, Linkou Dist., New Taipei City 244, Taiwan(R.O.C.)
Tel: +886-2172-1000 Fax: +886-2172-1322



Freq	Level	Read Level	Factor	Limit Line	Over Limit	APos	TPos	Remark	Pol/Phase	Note
MHz	dBuV/m	dBuV	dB/m	dBuV/m	dB	cm	deg			
1	2389.30	64.24	26.66	37.58	74.00	-9.76	118	29 Peak	Vertical	
2	* 2412.00	114.82	77.17	37.65	74.00	40.82	118	29 Peak	Vertical	
3	2624.23	55.60	17.60	38.00	74.00	-18.40	118	29 Peak	Vertical	

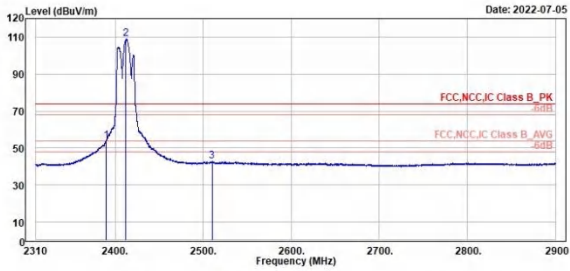
802.11ax HE20_OFDMA

Low Channel (Horizontal) Average

Low Channel (Vertical) Average



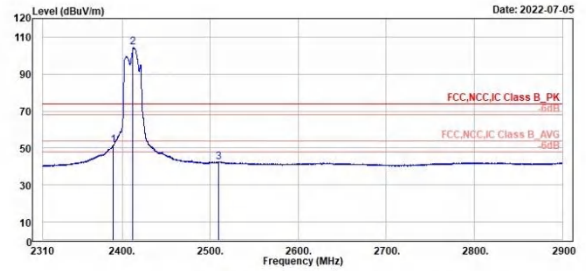
TUV Rheinland Taiwan Ltd.
No. 458-18, Sec 2, Fenliao, Linkou Dist., New Taipei City 244, Taiwan(R.O.C.)
Tel: +886-2172-1000 Fax: +886-2172-1322



Freq	Level	Read Level	Factor	Limit Line	Over Limit	APos	TPos	Remark	Pol/Phase	Note
MHz	dBuV/m	dBuV	dB/m	dBuV/m	dB	cm	deg			
1 2390.00	53.71	16.13	37.58	54.00	-8.29	222	45	Average	Horizontal	
2 * 2412.00	109.21	71.56	37.65	54.00	55.21	222	45	Average	Horizontal	
3 2510.01	42.69	4.83	37.86	54.00	-11.31	222	45	Average	Horizontal	



TUV Rheinland Taiwan Ltd.
No. 458-18, Sec 2, Fenliao, Linkou Dist., New Taipei City 244, Taiwan(R.O.C.)
Tel: +886-2172-1000 Fax: +886-2172-1322



Freq	Level	Read Level	Factor	Limit Line	Over Limit	APos	TPos	Remark	Pol/Phase	Note
MHz	dBuV/m	dBuV	dB/m	dBuV/m	dB	cm	deg			
1 2390.00	51.71	14.13	37.58	54.00	-2.29	118	29	Average	Vertical	
2 * 2412.00	104.31	66.66	37.65	54.00	50.31	118	29	Average	Vertical	
3 2509.77	42.55	4.69	37.86	54.00	-11.45	118	29	Average	Vertical	

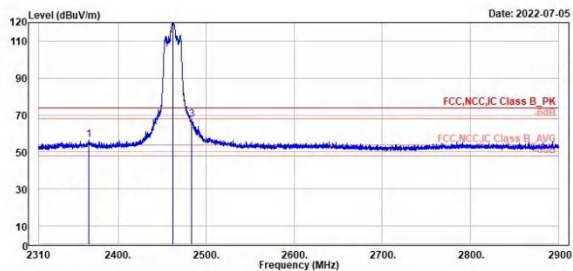
802.11ax HE20_OFDMA

High Channel (Horizontal) Peak

High Channel (Vertical) Peak



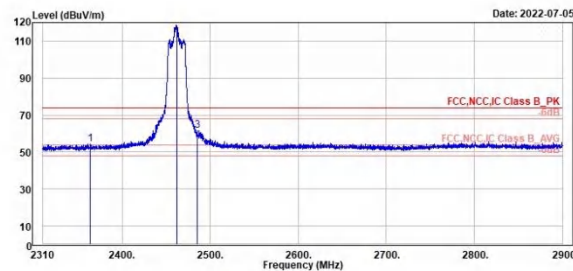
TÜV Rheinland Taiwan Ltd.
No. 458-18, Sec 2, Penliao, Linkou Dist., New Taipei City 244, Taiwan(R.O.C.)
Tel: +886-2172-1000 Fax: +886-2172-1322



Peak	Freq (MHz)	Level (dBuV/m)	Read Level (dBuV)	Factor (dB/m)	Limit (dBuV/m)	Over Limit (dB)	APos (cm)	TPos (deg)	Remark	Pol/Phase	Note
1	2366.64	56.72	19.26	37.46	74.00	-17.28	241	318	Peak	Horizontal	
2 *	2462.00	120.49	82.76	37.73	74.00	46.49	241	318	Peak	Horizontal	
3	2483.81	67.32	29.52	37.80	74.00	-6.68	241	318	Peak	Horizontal	



TÜV Rheinland Taiwan Ltd.
No. 458-18, Sec 2, Penliao, Linkou Dist., New Taipei City 244, Taiwan(R.O.C.)
Tel: +886-2172-1000 Fax: +886-2172-1322

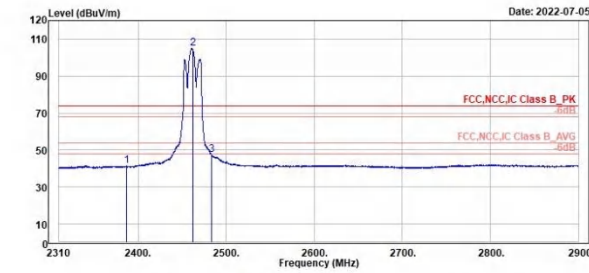
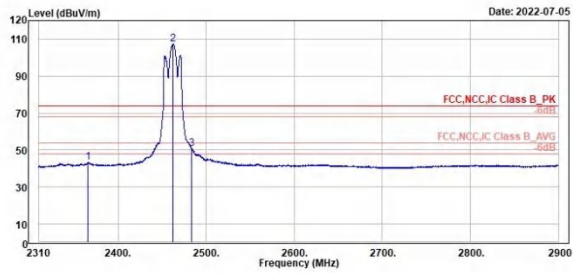


Peak	Freq (MHz)	Level (dBuV/m)	Read Level (dBuV)	Factor (dB/m)	Limit (dBuV/m)	Over Limit (dB)	APos (cm)	TPos (deg)	Remark	Pol/Phase	Note
1	2364.16	54.35	16.90	37.45	74.00	-19.65	226	25	Peak	Vertical	
2 *	2462.00	118.69	80.96	37.73	74.00	44.69	226	25	Peak	Vertical	
3	2485.58	61.47	23.67	37.80	74.00	-12.53	226	25	Peak	Vertical	

802.11ax HE20_OFDMA

High Channel (Horizontal) Average

High Channel (Vertical) Average

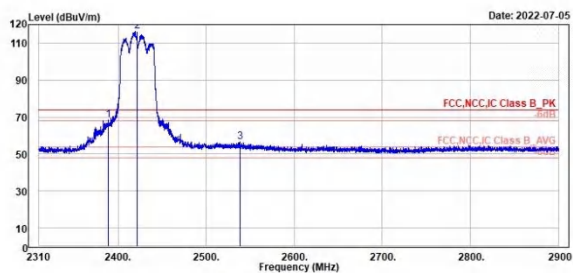


Freq	Level	Read Level	Factor	Limit Line	Over Limit	APos	TPos	Remark	Pol/Phase	Note
MHz	dBuV/m	dBuV	dB/m	dBuV/m	dB	cm	deg			
1	2366.05	43.36	5.91	37.45	54.00	-10.64	241	318 Average	Horizontal	
2 *	2462.00	107.31	69.58	37.73	54.00	53.31	241	318 Average	Horizontal	
3 †	2483.58	50.65	12.85	37.80	54.00	-3.35	241	318 Average	Horizontal	

Freq	Level	Read Level	Factor	Limit Line	Over Limit	APos	TPos	Remark	Pol/Phase	Note
MHz	dBuV/m	dBuV	dB/m	dBuV/m	dB	cm	deg			
1	2387.05	41.57	4.00	37.57	54.00	-12.43	226	25 Average	Vertical	
2 *	2462.00	105.11	67.38	37.73	54.00	51.11	226	25 Average	Vertical	
3 †	2483.46	47.24	9.44	37.80	54.00	-6.76	226	25 Average	Vertical	

802.11ax HE40_OFDMA
Low Channel (Horizontal) Peak
Low Channel (Vertical) Peak

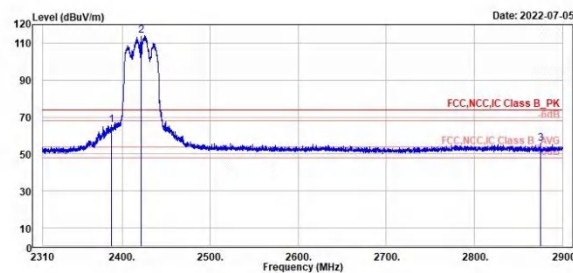

TÜV Rheinland Taiwan Ltd.
 No. 458-18, Sec 2, Fenliao, Linkou Dist., New Taipei City 244, Taiwan(R.O.C.)
 Tel: +886-2172-1000 Fax: +886-2172-1322



Peak	Freq	Level	Read Level	Factor	Limit Line	Over Limit	APos	TPos	Remark	Pol/Phase	Note
	MHz	dBuV/m	dBuV	dB/m	dBuV/m	dB	cm	deg			
1	2388.71	68.59	31.02	37.57	74.00	-5.41	252	328	Peak	Horizontal	
2 *	2422.00	116.36	78.78	37.66	74.00	42.36	252	328	Peak	Horizontal	
3	2538.33	56.55	18.65	37.90	74.00	-17.45	252	328	Peak	Horizontal	



TÜV Rheinland Taiwan Ltd.
 No. 458-18, Sec 2, Fenliao, Linkou Dist., New Taipei City 244, Taiwan(R.O.C.)
 Tel: +886-2172-1000 Fax: +886-2172-1322



Peak	Freq	Level	Read Level	Factor	Limit Line	Over Limit	APos	TPos	Remark	Pol/Phase	Note
	MHz	dBuV/m	dBuV	dB/m	dBuV/m	dB	cm	deg			
1	2387.76	65.59	28.02	37.57	74.00	-8.41	231	31	Peak	Vertical	
2 *	2422.00	114.26	76.68	37.66	74.00	40.26	231	31	Peak	Vertical	
3	2874.98	55.65	17.36	38.29	74.00	-18.35	231	31	Peak	Vertical	

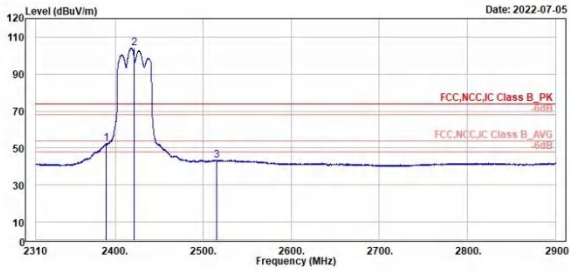
802.11ax HE40_OFDMA

Low Channel (Horizontal) Average

Low Channel (Vertical) Average



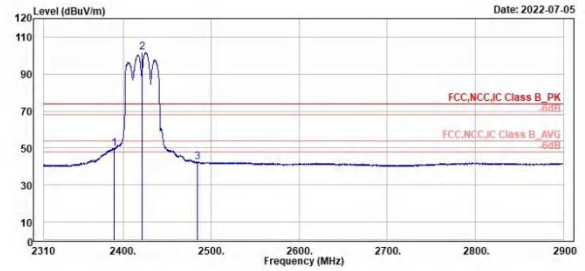
TÜV Rheinland Taiwan Ltd.
No. 458-18, Sec 2, Fenliao, Linkou Dist., New Taipei City 244, Taiwan(R.O.C.)
Tel: +886-2172-1000 Fax: +886-2172-1322



Freq	Level	Read	Level	Factor	Limit	Over	Apos	Tpos	Remark	Pol/Phase	Note
MHz	dBuV/m	dBuV	dB/m	dBuV/m	dB	dB	cm	deg			
1	2389.89	52.57	14.99	37.58	54.00	-1.43	252	328	Average	Horizontal	
2	* 2422.88	104.88	66.42	37.66	54.00	50.08	252	328	Average	Horizontal	
3	2514.85	43.56	5.69	37.87	54.00	-10.44	252	328	Average	Horizontal	



TÜV Rheinland Taiwan Ltd.
No. 458-18, Sec 2, Fenliao, Linkou Dist., New Taipei City 244, Taiwan(R.O.C.)
Tel: +886-2172-1000 Fax: +886-2172-1322



Freq	Level	Read	Level	Factor	Limit	Over	Apos	Tpos	Remark	Pol/Phase	Note
MHz	dBuV/m	dBuV	dB/m	dBuV/m	dB	dB	cm	deg			
1	2389.77	49.71	12.13	37.58	54.00	-4.29	231	31	Average	Vertical	
2	* 2422.88	101.64	63.98	37.66	54.00	47.64	231	31	Average	Vertical	
3	2484.76	42.57	4.77	37.80	54.00	-11.43	231	31	Average	Vertical	

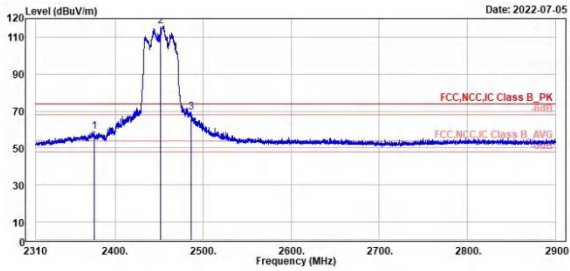
802.11ax HE40_OFDMA

High Channel (Horizontal) Peak

High Channel (Vertical) Peak



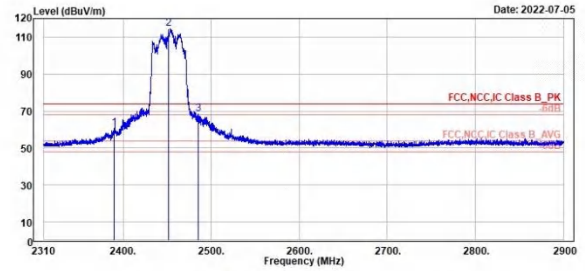
TÜV Rheinland Taiwan Ltd.
No. 458-18, Sec 2, Fenliao, Linkou Dist., New Taipei City 244, Taiwan(R.O.C.)
Tel: +886-2172-1000 Fax: +886-2172-1322



Peak	Freq (MHz)	Level (dBuV/m)	Read Level (dBuV)	Factor (dB/m)	Limit Line (dBuV/m)	Over Limit (dB)	APos (cm)	TPos (deg)	Remark	Pol/Phase	Note
1	2376.55	58.73	21.22	37.51	74.00	-15.27	234		54 Peak	Horizontal	
2 *	2452.00	115.94	78.25	37.69	74.00	41.94	234		54 Peak	Horizontal	
3 !	2485.94	69.52	31.72	37.80	74.00	-4.48	234		54 Peak	Horizontal	



TÜV Rheinland Taiwan Ltd.
No. 458-18, Sec 2, Fenliao, Linkou Dist., New Taipei City 244, Taiwan(R.O.C.)
Tel: +886-2172-1000 Fax: +886-2172-1322



Peak	Freq (MHz)	Level (dBuV/m)	Read Level (dBuV)	Factor (dB/m)	Limit Line (dBuV/m)	Over Limit (dB)	APos (cm)	TPos (deg)	Remark	Pol/Phase	Note
1	2389.53	60.67	23.09	37.58	74.00	-13.33	226		1 Peak	Vertical	
2 *	2452.00	114.68	76.99	37.69	74.00	40.68	226		1 Peak	Vertical	
3 !	2485.11	68.36	30.56	37.80	74.00	-5.64	226		1 Peak	Vertical	

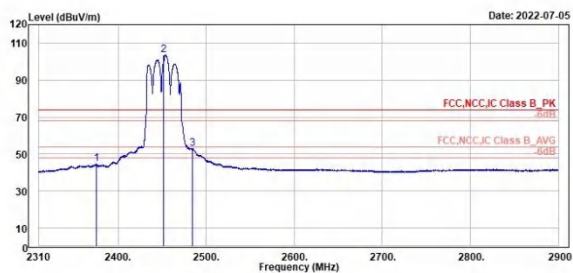
802.11ax HE40_OFDMA

High Channel (Horizontal) Average

High Channel (Vertical) Average



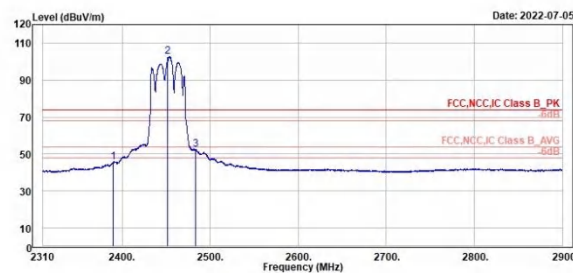
TÜV Rheinland Taiwan Ltd.
No. 458-18, Sec 2, Fenliao, Linkou Dist., New Taipei City 244, Taiwan(R.O.C.)
Tel: +886-2172-1000 Fax: +886-2172-1322



Freq	Level	Read	Level	Limit	Over	Apos	Tpos	Remark	Pol/Phase	Note
MHz	dBuV/m	dBuV	dB/m	dBuV/m	dB	cm	deg			
1	2375.14	44.65	7.15	37.50	54.00	-9.35	234	54 Average	Horizontal	
2 *	2452.00	103.40	65.71	37.69	54.00	49.40	234	54 Average	Horizontal	
3 !	2484.40	52.99	15.19	37.80	54.00	-1.01	234	54 Average	Horizontal	



TÜV Rheinland Taiwan Ltd.
No. 458-18, Sec 2, Fenliao, Linkou Dist., New Taipei City 244, Taiwan(R.O.C.)
Tel: +886-2172-1000 Fax: +886-2172-1322



Freq	Level	Read	Level	Limit	Over	Apos	Tpos	Remark	Pol/Phase	Note
MHz	dBuV/m	dBuV	dB/m	dBuV/m	dB	cm	deg			
1	2389.53	45.41	7.83	37.58	54.00	-8.59	226	1 Average	Vertical	
2 *	2452.00	102.86	65.17	37.69	54.00	48.86	226	1 Average	Vertical	
3 !	2483.46	52.28	14.48	37.80	54.00	-1.72	226	1 Average	Vertical	

Spurious Emissions, Tx Mode, 9kHz ~ 30MHz

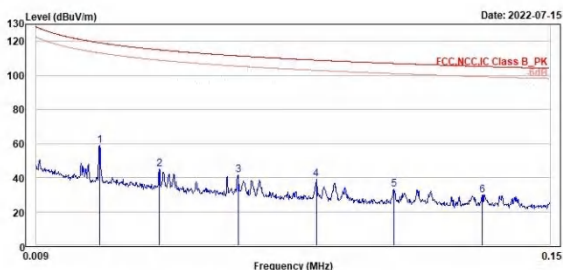
802.11g

Low Channel 9kHz~150kHz(Open)

Low Channel 150kHz~30MHz(Open)



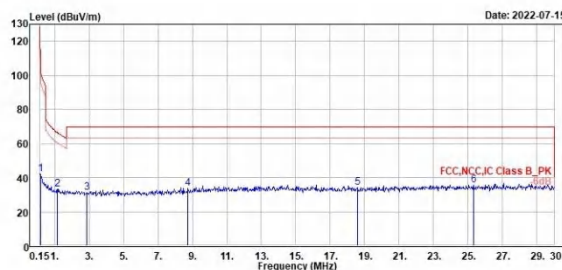
TUV Rheinland Taiwan Ltd.
No. 458-18, Sec 2, Feniiao, Linkou Dist., New Taipei City 244, Taiwan(R.O.C.)
Tel: +886-2172-1000 Fax: +886-2172-1322



Peak	Freq (MHz)	Level (dBuV/m)	Read Level (dBuV)	Level Factor (dB/m)	Limit Line (dBuV/m)	Over Limit (dB)	APos (cm)	TPos (deg)	Remark	Pol/Phase	Note
1	0.03	58.91	39.72	19.19	119.13	-69.22	100	182	QP	Open	
2	0.04	45.05	25.67	19.38	114.96	-69.91	100	258	QP	Open	
3	0.06	41.66	22.67	18.99	111.41	-69.75	100	258	QP	Open	
4	0.09	38.93	20.41	18.52	108.92	-69.99	100	258	QP	Open	
5	0.11	33.02	14.78	18.24	107.00	-73.98	100	318	QP	Open	
6	0.13	29.63	11.30	18.33	105.23	-75.60	100	292	QP	Open	



TUV Rheinland Taiwan Ltd.
No. 458-18, Sec 2, Feniiao, Linkou Dist., New Taipei City 244, Taiwan(R.O.C.)
Tel: +886-2172-1000 Fax: +886-2172-1322



Peak	Freq (MHz)	Level (dBuV/m)	Read Level (dBuV)	Level Factor (dB/m)	Limit Line (dBuV/m)	Over Limit (dB)	APos (cm)	TPos (deg)	Remark	Pol/Phase	Note
1	0.18	42.20	23.70	18.50	102.50	-60.30	100	283	QP	Open	
2	1.16	33.07	13.77	19.30	66.28	-33.21	100	157	QP	Open	
3	2.90	31.33	11.82	19.51	69.50	-38.17	100	312	QP	Open	
4	8.75	33.46	12.55	20.91	69.50	-36.04	100	323	QP	Open	
5	18.57	34.07	11.97	22.10	69.50	-35.43	100	220	QP	Open	
6	25.31	35.42	12.98	22.44	69.50	-34.08	100	67	QP	Open	

Spurious Emissions, Tx Mode, 30MHz ~ 1GHz

802.11g

Low Channel (Horizontal)

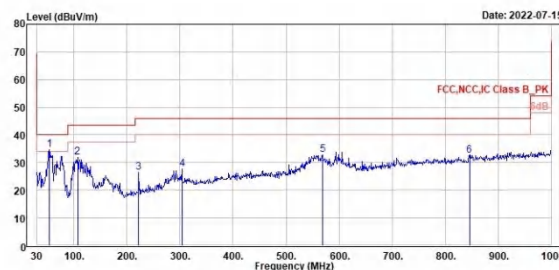
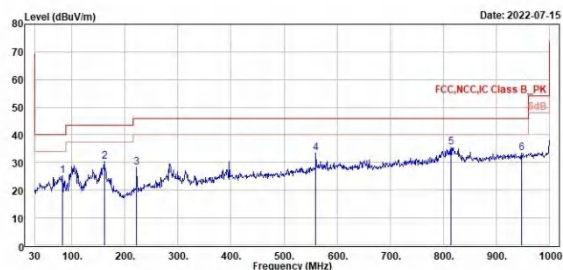
Low Channel (Vertical)



TÜV Rheinland Taiwan Ltd.
No. 458-18, Sec 2, Feniiao, Linkou Dist., New Taipei City 244, Taiwan(R.O.C.)
Tel: +886-2172-1000 Fax: +886-2172-1322



TÜV Rheinland Taiwan Ltd.
No. 458-18, Sec 2, Feniiao, Linkou Dist., New Taipei City 244, Taiwan(R.O.C.)
Tel: +886-2172-1000 Fax: +886-2172-1322



	Read	Limit	Over	Apos	TPos	Remark	Pol/Phase	Note	
1Hz	dBuV/m	dBuV	dB/m	dBuV/m	dB	cm	deg		
1	81.41	25.29	36.02	-10.73	40.00	-14.71	200	226 QP	Horizontal
2	168.95	30.54	36.49	-5.95	43.50	-12.96	200	242 QP	Horizontal
3	222.06	28.19	36.08	-7.89	46.00	-17.81	200	129 QP	Horizontal
4	559.62	33.40	34.09	-0.69	46.00	-12.60	100	26 QP	Horizontal
5	814.73	35.73	32.50	3.23	46.00	-10.27	100	22 QP	Horizontal
6	947.62	33.46	28.09	5.37	46.00	-12.54	100	263 QP	Horizontal

	Read	Limit	Over	Apos	TPos	Remark	Pol/Phase	Note	
1Hz	dBuV/m	dBuV	dB/m	dBuV/m	dB	cm	deg		
1	53.28	34.62	41.00	-6.38	40.00	-5.38	100	39 QP	Vertical
2	106.63	31.82	41.86	-10.04	43.50	-11.68	100	37 QP	Vertical
3	222.06	26.33	34.22	-7.89	46.00	-19.67	100	54 QP	Vertical
4	303.54	27.65	32.39	-4.74	46.00	-18.35	100	5 QP	Vertical
5	568.35	32.81	33.27	-0.46	46.00	-13.19	100	360 QP	Vertical
6	845.77	32.62	28.89	3.73	46.00	-13.38	100	263 QP	Vertical

Spurious Emissions, Tx Mode, 1GHz ~ 26.5GHz

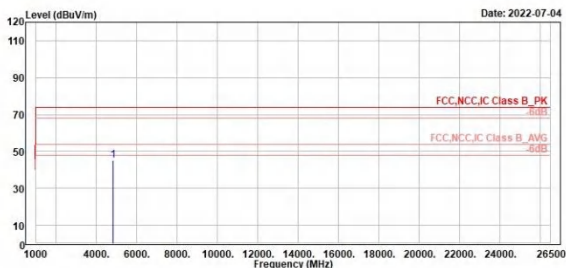
802.11b

Low Channel (Horizontal)

Low Channel (Vertical)



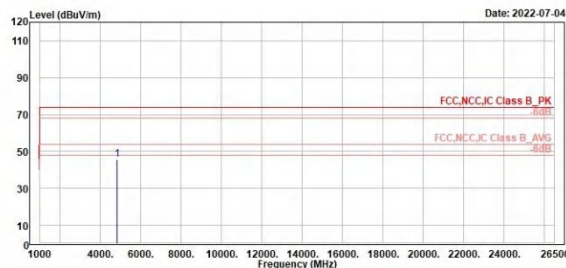
TÜV Rheinland Taiwan Ltd.
No. 458-18, Sec 2, Feniiao, Linkou Dist., New Taipei City 244, Taiwan(R.O.C.)
Tel: +886-2172-1000 Fax: +886-2172-1322



Read	Limit	Over	APos	TPos	Remark	Pol/Phase	Note
Freq	Level	Level Factor	Line	Limit			
MHz	dBuV/m	dBuV	dB/m	dBuV/m	dB	cm	deg
1	4824.00	45.03	54.84	-9.81	74.00	-28.97	200 338 Peak Horizontal



TÜV Rheinland Taiwan Ltd.
No. 458-18, Sec 2, Feniiao, Linkou Dist., New Taipei City 244, Taiwan(R.O.C.)
Tel: +886-2172-1000 Fax: +886-2172-1322



Read	Limit	Over	APos	TPos	Remark	Pol/Phase	Note
Freq	Level	Level Factor	Line	Limit			
MHz	dBuV/m	dBuV	dB/m	dBuV/m	dB	cm	deg
1	4824.00	45.82	55.63	-9.81	74.00	-28.18	300 303 Peak Vertical

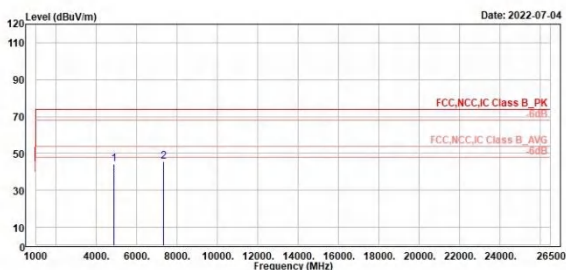
802.11b

Middle Channel (Horizontal)

Middle Channel (Vertical)



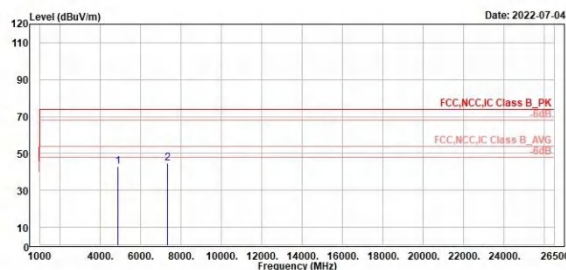
TUV Rheinland Taiwan Ltd.
No. 458-18, Sec 2, Feniiao, Linkou Dist., New Taipei City 244, Taiwan(R.O.C.)
Tel: +886-2172-1000 Fax: +886-2172-1322



1	2	3	4	5	6	7	8	9	10	11	12	13	14	15	16	17	18	19	20	
Read	Level	Factor	Limit	Over	Apos	Tpos	Remark	Pol/Phase	Note											
Freq	Level	Level	Line	Limit	cm	deg														
MHz	dBuV/m	dBuV	dB/m	dBuV/m	dB	cm	deg													
4874.00	44.38	54.15	-9.77	74.00	-29.62	137	360	Peak	Horizontal											
7311.00	45.82	53.33	-7.51	74.00	-28.18	300	173	Peak	Horizontal											



TUV Rheinland Taiwan Ltd.
No. 458-18, Sec 2, Feniiao, Linkou Dist., New Taipei City 244, Taiwan(R.O.C.)
Tel: +886-2172-1000 Fax: +886-2172-1322



1	2	3	4	5	6	7	8	9	10	11	12	13	14	15	16	17	18	19	20	
Read	Level	Factor	Limit	Over	Apos	Tpos	Remark	Pol/Phase	Note											
Freq	Level	Level	Line	Limit	cm	deg														
MHz	dBuV/m	dBuV	dB/m	dBuV/m	dB	cm	deg													
4874.00	42.93	52.70	-9.77	74.00	-31.07	400	36	Peak	Vertical											
7311.00	44.70	52.21	-7.51	74.00	-29.30	300	360	Peak	Vertical											

802.11b

High Channel (Horizontal)

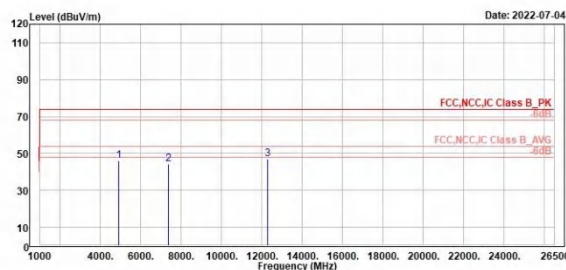
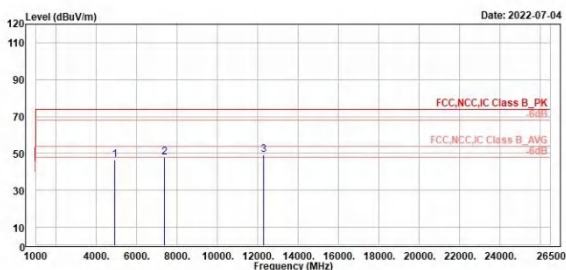
High Channel (Vertical)



TUV Rheinland Taiwan Ltd.
No. 458-18, Sec 2, Feniiao, Linkou Dist., New Taipei City 244, Taiwan(R.O.C.)
Tel: +886-2172-1000 Fax: +886-2172-1322



TUV Rheinland Taiwan Ltd.
No. 458-18, Sec 2, Feniiao, Linkou Dist., New Taipei City 244, Taiwan(R.O.C.)
Tel: +886-2172-1000 Fax: +886-2172-1322



Peak	Freq	Level	Read Level	Factor	Limit Line	Over Limit	APos	TPos	Remark	Pol/Phase	Note
	MHz	dBuV/m	dBuV	dB/m	dBuV/m	dB	cm	deg			
1	4924.00	46.61	56.29	-9.68	74.00	-27.39	100	330	Peak	Horizontal	
2	7386.00	48.00	55.43	-7.43	74.00	-26.00	300	133	Peak	Horizontal	
3	12310.00	49.37	49.20	0.17	74.00	-24.63	100	360	Peak	Horizontal	

Peak	Freq	Level	Read Level	Factor	Limit Line	Over Limit	APos	TPos	Remark	Pol/Phase	Note
	MHz	dBuV/m	dBuV	dB/m	dBuV/m	dB	cm	deg			
1	4924.00	46.04	55.72	-9.68	74.00	-27.96	400	21	Peak	Vertical	
2	7386.00	44.39	51.62	-7.43	74.00	-29.61	100	273	Peak	Vertical	
3	12310.00	47.19	47.02	0.17	74.00	-26.81	400	340	Peak	Vertical	

802.11g

Low Channel (Horizontal)

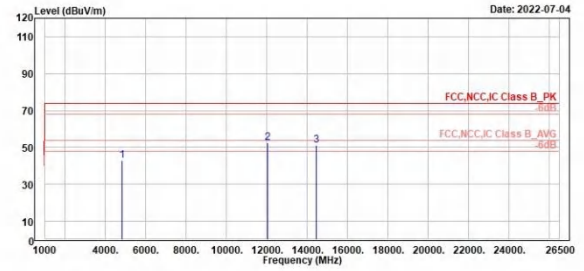
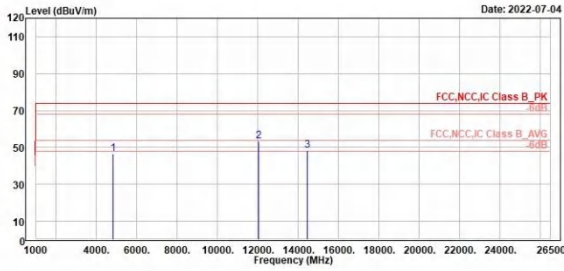
Low Channel (Vertical)



TUV Rheinland Taiwan Ltd.
No. 458-18, Sec 2, Feniiao, Linkou Dist., New Taipei City 244, Taiwan(R.O.C.)
Tel: +886-2172-1000 Fax: +886-2172-1322



TUV Rheinland Taiwan Ltd.
No. 458-18, Sec 2, Feniiao, Linkou Dist., New Taipei City 244, Taiwan(R.O.C.)
Tel: +886-2172-1000 Fax: +886-2172-1322



1	2	3
4824.00	12968.00	14472.00
46.57	53.23	48.45
56.38	53.39	45.87
-9.81	-0.16	2.58
74.00	74.00	74.00
-27.43	-20.77	-25.55
100	117	278
360	360	103
Peak	Peak	Peak
Horizontal	Horizontal	Horizontal

1	2	3
4824.00	12968.00	14472.00
42.91	52.42	50.97
52.72	52.58	48.39
-9.81	-0.16	2.58
74.00	74.00	74.00
-31.09	-21.58	-23.03
400	279	116
334	77	360
Peak	Peak	Peak
Vertical	Vertical	Vertical

802.11g

Middle Channel (Horizontal)

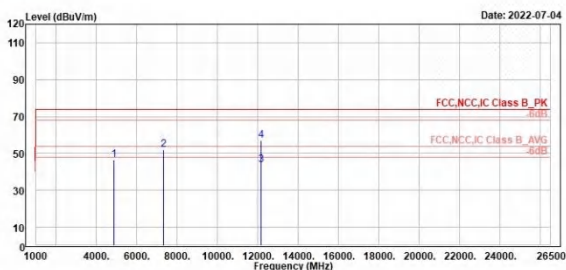
Middle Channel (Vertical)



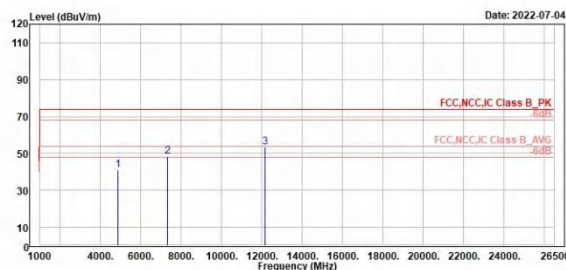
TÜV Rheinland Taiwan Ltd.
No. 458-18, Sec 2, Fenliao, Linkou Dist., New Taipei City 244, Taiwan(R.O.C.)
Tel: +886-2172-1000 Fax: +886-2172-1322



TÜV Rheinland Taiwan Ltd.
No. 458-18, Sec 2, Fenliao, Linkou Dist., New Taipei City 244, Taiwan(R.O.C.)
Tel: +886-2172-1000 Fax: +886-2172-1322



1	2	3	4
1	2	3	4
1	2	3	4
4874.00	7311.00	12185.00	12185.00
46.31	51.98	43.78	57.01
56.08	59.49	43.81	57.04
-9.77	-7.51	-0.03	-0.03
74.00	74.00	54.00	74.00
-27.69	-22.02	-10.22	-16.99
200	100	100	100
56 Peak	327 Peak	358 Average	358 Peak
Horizontal	Horizontal	Horizontal	Horizontal



1	2	3
1	2	3
1	2	3
4874.00	7311.00	12185.00
41.05	48.47	53.17
50.82	55.98	53.20
-9.77	-7.51	-0.03
74.00	74.00	74.00
-32.95	-25.53	-20.83
228	100	263
304 Peak	32 Peak	156 Peak
Vertical	Vertical	Vertical

802.11g

High Channel (Horizontal)

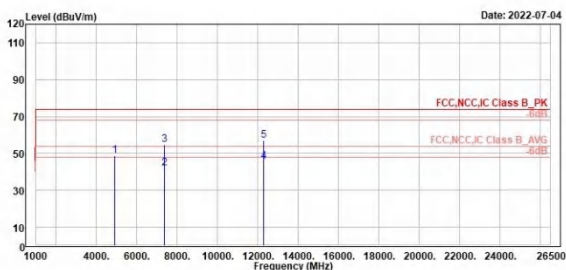
High Channel (Vertical)



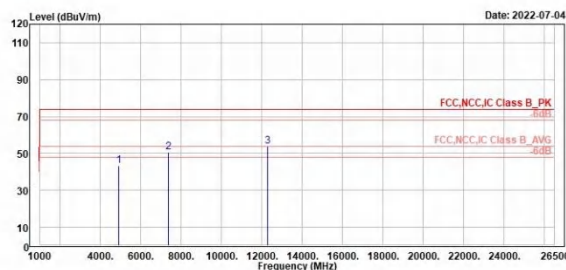
TUV Rheinland Taiwan Ltd.
No. 458-18, Sec 2, Feniiao, Linkou Dist., New Taipei City 244, Taiwan(R.O.C.)
Tel: +886-2172-1000 Fax: +886-2172-1322



TUV Rheinland Taiwan Ltd.
No. 458-18, Sec 2, Feniiao, Linkou Dist., New Taipei City 244, Taiwan(R.O.C.)
Tel: +886-2172-1000 Fax: +886-2172-1322



1	2	3	4	5
4924.00	7386.00	7386.00	12318.00	12318.00
48.96	41.97	54.73	45.85	56.82
58.64	62.16	62.16	45.68	56.65
-9.68	-7.43	-7.43	0.17	0.17
74.00	54.00	74.00	54.00	74.00
-25.04	-12.03	-19.27	-8.15	-17.18
155	100	100	102	102
360	42	42	357	357
Peak	Average	Peak	Average	Peak
Horizontal	Horizontal	Horizontal	Horizontal	Horizontal



1	2	3
4924.00	7386.00	12318.00
43.46	58.62	53.73
53.14	58.05	53.56
-9.68	-7.43	0.17
74.00	74.00	74.00
-30.54	-23.38	-20.27
200	400	165
45	44	360
Peak	Peak	Peak
Vertical	Vertical	Vertical

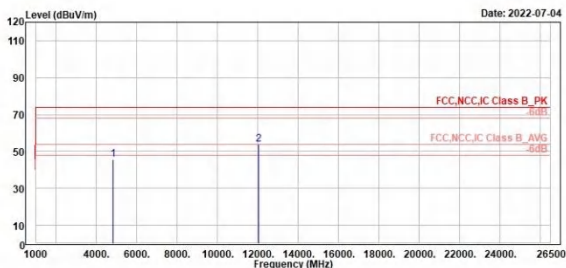
802.11ac VHT20

Low Channel (Horizontal)

Low Channel (Vertical)



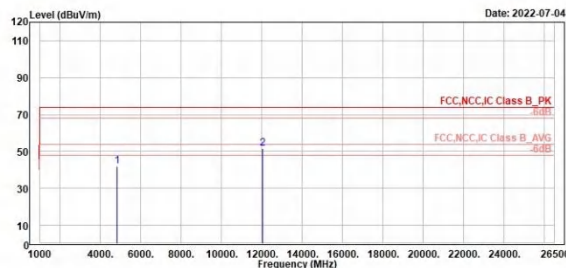
TUV Rheinland Taiwan Ltd.
No. 458-18, Sec 2, Feniiao, Linkou Dist., New Taipei City 244, Taiwan(R.O.C.)
Tel: +886-2172-1000 Fax: +886-2172-1322



1	2
Read Level	Read Level
Level Factor	Level Factor
Limit Line	Limit Line
Over Limit	Over Limit
APos	APos
TPos	TPos
Remark	Remark
Pol/Phase	Pol/Phase
Note	Note
Freq	Freq
MHz	MHz
dBuV/m	dBuV/m
dBuV	dBuV
dB/m	dB/m
dBuV/m	dBuV/m
dB	dB
cm	cm
deg	deg
4824.00	4824.00
45.42	45.42
55.23	55.23
-9.81	-9.81
74.00	74.00
-28.58	-28.58
116	116
360	360
Peak	Peak
Horizontal	Horizontal
12968.00	12968.00
53.82	53.82
53.98	53.98
-0.16	-0.16
74.00	74.00
-20.18	-20.18
100	100
360	360
Peak	Peak
Horizontal	Horizontal



TUV Rheinland Taiwan Ltd.
No. 458-18, Sec 2, Feniiao, Linkou Dist., New Taipei City 244, Taiwan(R.O.C.)
Tel: +886-2172-1000 Fax: +886-2172-1322



1	2
Read Level	Read Level
Level Factor	Level Factor
Limit Line	Limit Line
Over Limit	Over Limit
APos	APos
TPos	TPos
Remark	Remark
Pol/Phase	Pol/Phase
Note	Note
Freq	Freq
MHz	MHz
dBuV/m	dBuV/m
dBuV	dBuV
dB/m	dB/m
dBuV/m	dBuV/m
dB	dB
cm	cm
deg	deg
4824.00	4824.00
42.02	42.02
51.83	51.83
-9.81	-9.81
74.00	74.00
-31.98	-31.98
400	400
19	19
Peak	Peak
Vertical	Vertical
12968.00	12968.00
51.38	51.38
51.54	51.54
-0.16	-0.16
74.00	74.00
-22.62	-22.62
345	345
360	360
Peak	Peak
Vertical	Vertical

802.11ac VHT20

Middle Channel (Horizontal)

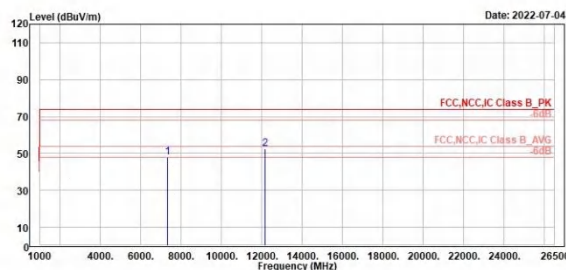
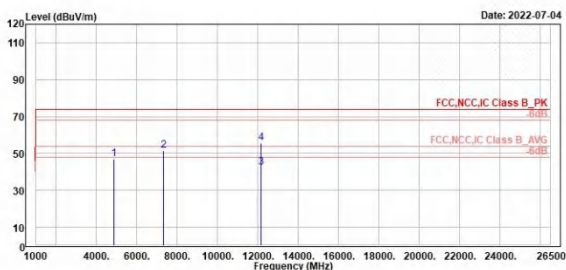
Middle Channel (Vertical)



TUV Rheinland Taiwan Ltd.
No. 458-18, Sec 2, Feniiao, Linkou Dist., New Taipei City 244, Taiwan(R.O.C.)
Tel: +886-2172-1000 Fax: +886-2172-1322



TUV Rheinland Taiwan Ltd.
No. 458-18, Sec 2, Feniiao, Linkou Dist., New Taipei City 244, Taiwan(R.O.C.)
Tel: +886-2172-1000 Fax: +886-2172-1322

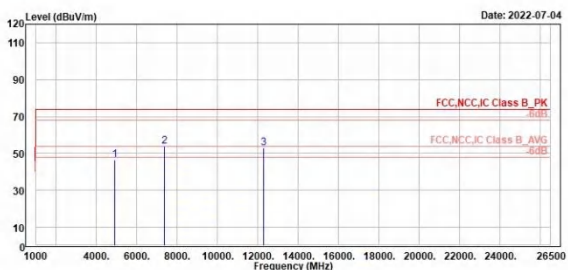


1	2	3	4
1	2	3	4
4874.00	7311.00	12185.00	12185.00
47.16	51.57	42.45	55.50
56.93	59.08	42.48	55.53
-9.77	-7.51	-0.03	-0.03
74.00	74.00	74.00	74.00
-26.84	-22.43	-11.55	-18.50
100	300	102	102
360	359	359	359
Peak	Peak	Average	Peak
Horizontal	Horizontal	Horizontal	Horizontal

1	2
7311.00	12185.00
47.77	52.57
55.28	52.60
-7.51	-0.03
74.00	74.00
-26.23	-21.43
332	400
360	22
Peak	Peak
Vertical	Vertical

802.11ac VHT20
High Channel (Horizontal)
High Channel (Vertical)

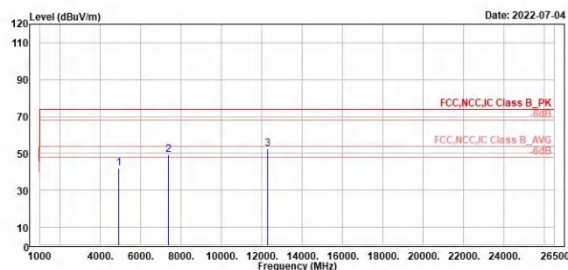

TÜV Rheinland Taiwan Ltd.
 No. 458-18, Sec 2, Feniiao, Linkou Dist., New Taipei City 244, Taiwan(R.O.C.)
 Tel: +886-2172-1000 Fax: +886-2172-1322



Peak	Freq	Level	Read Level	Level Factor	Limit Line	Over Limit	APos	TPos	Remark	Pol/Phase	Note
	MHz	dBuV/m	dBuV	dB/m	dBuV/m	dB	cm	deg			
1	4924.00	46.43	56.11	-9.68	74.00	-27.57	190	350	Peak	Horizontal	
2	7386.00	53.76	61.19	-7.43	74.00	-20.24	280	339	Peak	Horizontal	
3	12318.00	53.12	52.95	0.17	74.00	-20.88	112	360	Peak	Horizontal	



TÜV Rheinland Taiwan Ltd.
 No. 458-18, Sec 2, Feniiao, Linkou Dist., New Taipei City 244, Taiwan(R.O.C.)
 Tel: +886-2172-1000 Fax: +886-2172-1322



Peak	Freq	Level	Read Level	Level Factor	Limit Line	Over Limit	APos	TPos	Remark	Pol/Phase	Note
	MHz	dBuV/m	dBuV	dB/m	dBuV/m	dB	cm	deg			
1	4924.00	41.87	51.55	-9.68	74.00	-32.13	382	360	Peak	Vertical	
2	7386.00	49.13	56.56	-7.43	74.00	-24.87	280	114	Peak	Vertical	
3	12318.00	52.62	52.45	0.17	74.00	-21.38	382	360	Peak	Vertical	

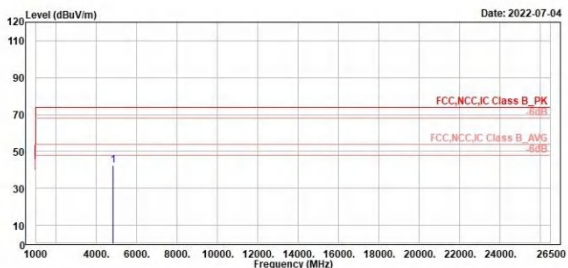
802.11ac VHT40

Low Channel (Horizontal)

Low Channel (Vertical)



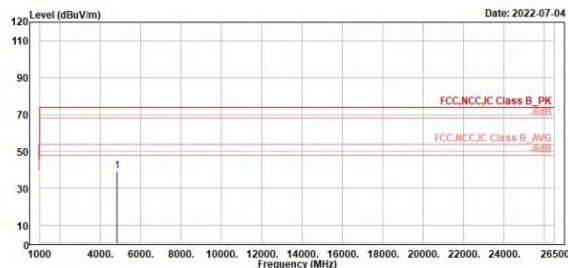
TUV Rheinland Taiwan Ltd.
No. 458-18, Sec 2, Fenliao, Linkou Dist., New Taipei City 244, Taiwan(R.O.C.)
Tel: +886-2172-1000 Fax: +886-2172-1322



1	4844.00	42.24	52.00	-9.76	74.00	-31.76	172	360	Peak	Horizontal
---	---------	-------	-------	-------	-------	--------	-----	-----	------	------------



TUV Rheinland Taiwan Ltd.
No. 458-18, Sec 2, Fenliao, Linkou Dist., New Taipei City 244, Taiwan(R.O.C.)
Tel: +886-2172-1000 Fax: +886-2172-1322



1	4844.00	39.03	48.79	-9.76	74.00	-34.97	400	3	Peak	Vertical
---	---------	-------	-------	-------	-------	--------	-----	---	------	----------

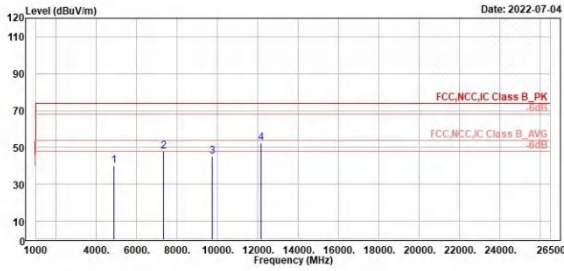
802.11ac VHT40

Middle Channel (Horizontal)

Middle Channel (Vertical)



TUV Rheinland Taiwan Ltd.
No. 458-18, Sec 2, Feniiao, Linkou Dist., New Taipei City 244, Taiwan(R.O.C.)
Tel: +886-2172-1000 Fax: +886-2172-1322

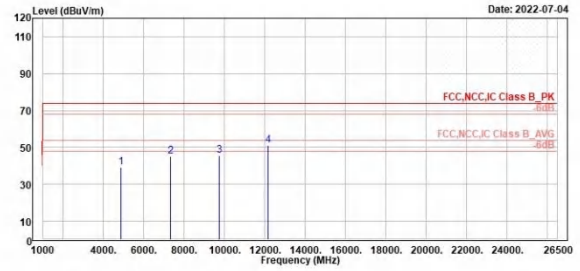


1	2	3	4
Read Level	Level Factor	Limit Line	Over Limit
Freq	Level	Factor	Line
MHz	dBuV/m	dBuV	dB/m
4874.00	40.32	50.09	-9.77
7311.00	47.88	55.39	-7.51
9748.00	45.38	50.09	-4.71
12185.00	52.47	52.50	-0.03

Limit	Over	Apos	TPos	Remark	Pol/Phase	Note
Line	Limit					
dB	dB	cm	deg			
-33.68	100	349	Peak	Horizontal		
-26.12	200	321	Peak	Horizontal		
-28.62	302	33	Peak	Horizontal		
-21.53	124	360	Peak	Horizontal		



TUV Rheinland Taiwan Ltd.
No. 458-18, Sec 2, Feniiao, Linkou Dist., New Taipei City 244, Taiwan(R.O.C.)
Tel: +886-2172-1000 Fax: +886-2172-1322



1	2	3	4
Read Level	Level Factor	Limit Line	Over Limit
Freq	Level	Factor	Line
MHz	dBuV/m	dBuV	dB/m
4874.00	39.30	49.07	-9.77
7311.00	45.34	52.85	-7.51
9748.00	45.66	50.37	-4.71
12185.00	50.88	50.91	-0.03

Limit	Over	Apos	TPos	Remark	Pol/Phase	Note
Line	Limit					
dB	dB	cm	deg			
-34.70	400	358	Peak	Vertical		
-28.66	100	48	Peak	Vertical		
-28.34	208	58	Peak	Vertical		
-23.12	100	35	Peak	Vertical		

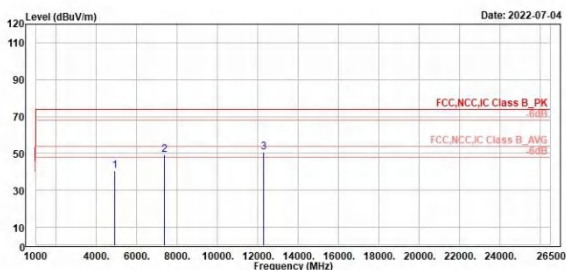
802.11ac VHT40

High Channel (Horizontal)

High Channel (Vertical)



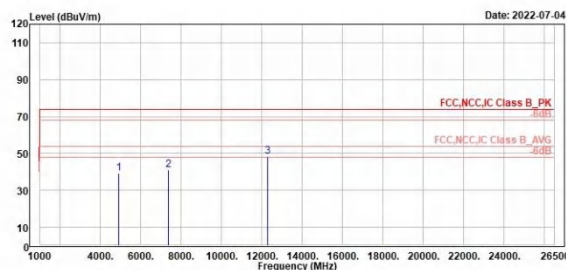
TUV Rheinland Taiwan Ltd.
No. 458-18, Sec 2, Feniiao, Linkou Dist., New Taipei City 244, Taiwan(R.O.C.)
Tel: +886-2172-1000 Fax: +886-2172-1322



Peak	Freq (MHz)	Level (dBuV/m)	Read Level (dBuV)	Level Factor (dB/m)	Limit Line (dBuV/m)	Over Limit (dB)	APos (cm)	TPos (deg)	Remark	Pol/Phase	Note
1	4924.00	48.43	50.11	-9.68	74.00	-33.57	100	58	Peak	Horizontal	
2	7386.00	49.32	56.75	-7.43	74.00	-24.68	200	313	Peak	Horizontal	
3	12318.00	50.66	50.49	0.17	74.00	-23.34	100	57	Peak	Horizontal	



TUV Rheinland Taiwan Ltd.
No. 458-18, Sec 2, Feniiao, Linkou Dist., New Taipei City 244, Taiwan(R.O.C.)
Tel: +886-2172-1000 Fax: +886-2172-1322



Peak	Freq (MHz)	Level (dBuV/m)	Read Level (dBuV)	Level Factor (dB/m)	Limit Line (dBuV/m)	Over Limit (dB)	APos (cm)	TPos (deg)	Remark	Pol/Phase	Note
1	4924.00	39.20	48.88	-9.68	74.00	-34.80	400	16	Peak	Vertical	
2	7386.00	41.25	48.68	-7.43	74.00	-32.75	400	68	Peak	Vertical	
3	12318.00	48.36	48.19	0.17	74.00	-25.64	279	51	Peak	Vertical	

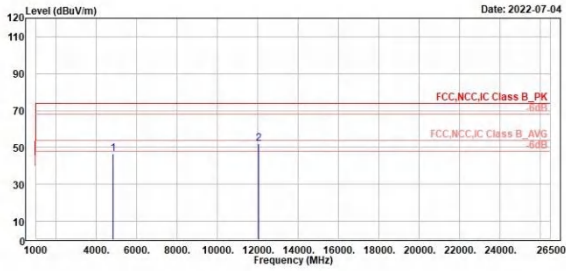
802.11ax HE20_OFDM

Low Channel (Horizontal)

Low Channel (Vertical)



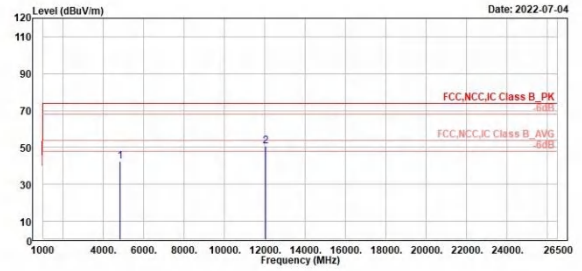
TUV Rheinland Taiwan Ltd.
No. 458-18, Sec 2, Fenliao, Linkou Dist., New Taipei City 244, Taiwan(R.O.C.)
Tel: +886-2172-1000 Fax: +886-2172-1322



Read	Limit	Over	APos	TPos	Remark	Pol/Phase	Note
Level	Line	Limit					
Factor							
dBuV	dB/m	dBuV/m	dB	cm	deg		
46.45	-9.81	74.00	-27.55	290	358 Peak	Horizontal	
52.24	-0.16	74.00	-21.76	100	65 Peak	Horizontal	



TUV Rheinland Taiwan Ltd.
No. 458-18, Sec 2, Fenliao, Linkou Dist., New Taipei City 244, Taiwan(R.O.C.)
Tel: +886-2172-1000 Fax: +886-2172-1322



Read	Limit	Over	APos	TPos	Remark	Pol/Phase	Note
Level	Line	Limit					
Factor							
dBuV	dB/m	dBuV/m	dB	cm	deg		
42.49	-9.81	74.00	-31.51	283	331 Peak	Vertical	
50.42	-0.16	74.00	-23.58	290	331 Peak	Vertical	

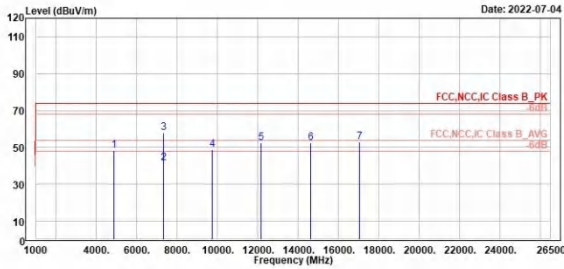
802.11ax HE20_OFDM

Middle Channel (Horizontal)

Middle Channel (Vertical)



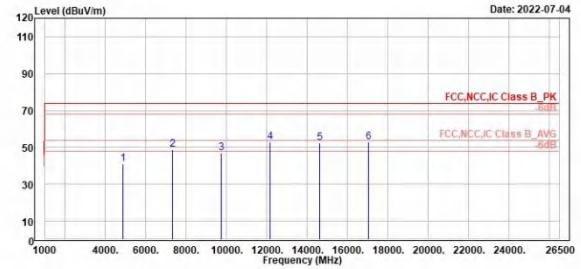
TUV Rheinland Taiwan Ltd.
No. 458-18, Sec 2, Fenliao, Linkou Dist., New Taipei City 244, Taiwan(R.O.C.)
Tel: +886-2172-1000 Fax: +886-2172-1322



Read	Limit	Over	APos	TPos	Remark	Pol/Phase	Note
Level	Line	Limit					
Factor							
dBuV	dB/m	dBuV/m	dB	cm	deg		
48.24	58.01	-9.77	74.00	-25.76	290	50 Peak	Horizontal
41.57	49.08	-7.51	54.00	-12.43	190	317 Average	Horizontal
57.94	65.45	-7.51	74.00	-16.06	190	317 Peak	Horizontal
48.99	53.70	-4.71	74.00	-25.01	261	3 Peak	Horizontal
52.62	52.65	-0.03	74.00	-21.38	200	38 Peak	Horizontal
52.59	49.84	2.75	74.00	-21.41	300	335 Peak	Horizontal
52.88	46.06	6.82	74.00	-21.12	123	360 Peak	Horizontal



TUV Rheinland Taiwan Ltd.
No. 458-18, Sec 2, Fenliao, Linkou Dist., New Taipei City 244, Taiwan(R.O.C.)
Tel: +886-2172-1000 Fax: +886-2172-1322



Read	Limit	Over	APos	TPos	Remark	Pol/Phase	Note
Level	Line	Limit					
Factor							
dBuV	dB/m	dBuV/m	dB	cm	deg		
41.24	51.01	-9.77	74.00	-32.76	400	22 Peak	Vertical
48.72	56.23	-7.51	74.00	-25.28	133	360 Peak	Vertical
46.91	51.62	-4.71	74.00	-27.09	100	82 Peak	Vertical
52.88	52.91	-0.03	74.00	-21.12	300	0 Peak	Vertical
52.52	49.77	2.75	74.00	-21.48	156	360 Peak	Vertical
52.81	45.99	6.82	74.00	-21.19	105	360 Peak	Vertical

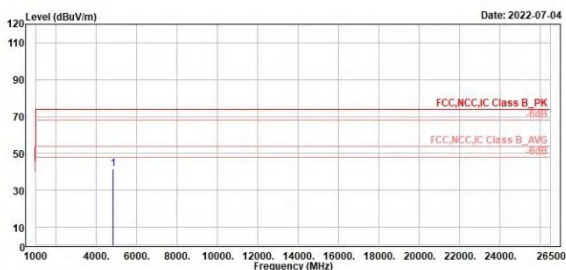
802.11ax HE40_OFDM

Low Channel (Horizontal)

Low Channel (Vertical)



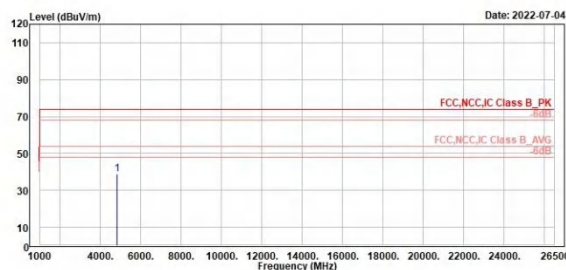
TÜV Rheinland Taiwan Ltd.
No. 458-18, Sec 2, Feniiao, Linkou Dist., New Taipei City 244, Taiwan(R.O.C.)
Tel: +886-2172-1000 Fax: +886-2172-1322



Read	Limit	Over	APos	TPos	Remark	Pol/Phase	Note
Freq	Level	Level Factor	Line	Limit			
MHz	dBuV/m	dBuV	dB/m	dBuV/m	dB	cm	deg
1	4844.00	41.48	51.24	-9.76	74.00	-32.52	200 50 Peak Horizontal



TÜV Rheinland Taiwan Ltd.
No. 458-18, Sec 2, Feniiao, Linkou Dist., New Taipei City 244, Taiwan(R.O.C.)
Tel: +886-2172-1000 Fax: +886-2172-1322



Read	Limit	Over	APos	TPos	Remark	Pol/Phase	Note
Freq	Level	Level Factor	Line	Limit			
MHz	dBuV/m	dBuV	dB/m	dBuV/m	dB	cm	deg
1	4844.00	38.80	48.56	-9.76	74.00	-35.20	400 25 Peak Vertical

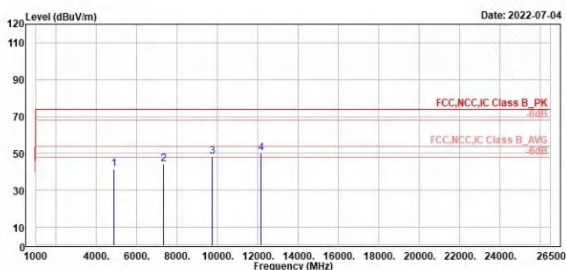
802.11ax HE40_OFDM

Middle Channel (Horizontal)

Middle Channel (Vertical)



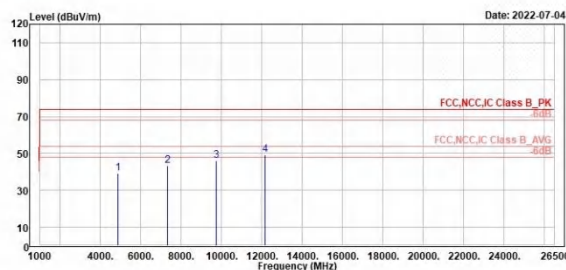
TUV Rheinland Taiwan Ltd.
No. 458-18, Sec 2, Feniiao, Linkou Dist., New Taipei City 244, Taiwan(R.O.C.)
Tel: +886-2172-1000 Fax: +886-2172-1322



1	2	3	4					
Read Level	Level Factor	Limit Line	Over Limit	APos	TPos	Remark	Pol/Phase	Note
MHz	dBuV/m	dBuV	dB/m	dBuV/m	dB	cm	deg	
4874.00	41.52	51.29	-9.77	74.00	-32.48	221	28	Peak Horizontal
7311.00	44.15	51.66	-7.51	74.00	-29.85	100	310	Peak Horizontal
9748.00	48.24	52.95	-4.71	74.00	-25.76	100	62	Peak Horizontal
12185.00	50.29	50.32	-0.03	74.00	-23.71	117	360	Peak Horizontal



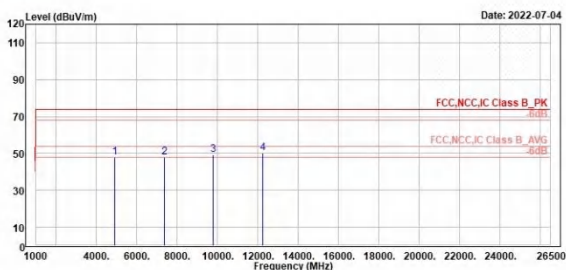
TUV Rheinland Taiwan Ltd.
No. 458-18, Sec 2, Feniiao, Linkou Dist., New Taipei City 244, Taiwan(R.O.C.)
Tel: +886-2172-1000 Fax: +886-2172-1322



1	2	3	4					
Read Level	Level Factor	Limit Line	Over Limit	APos	TPos	Remark	Pol/Phase	Note
MHz	dBuV/m	dBuV	dB/m	dBuV/m	dB	cm	deg	
4874.00	39.25	49.02	-9.77	74.00	-34.75	400	330	Peak Vertical
7311.00	43.36	50.87	-7.51	74.00	-30.64	305	360	Peak Vertical
9748.00	46.09	50.00	-4.71	74.00	-27.91	194	6	Peak Vertical
12185.00	49.21	49.24	-0.03	74.00	-24.79	300	5	Peak Vertical

802.11ax HE40_OFDM
High Channel (Horizontal)
High Channel (Vertical)

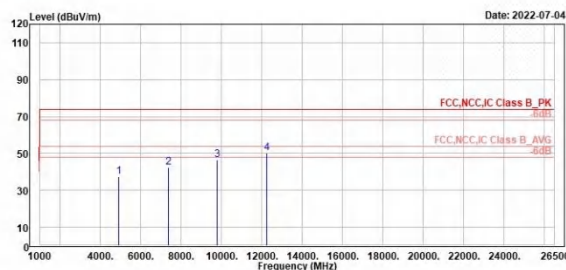

TÜV Rheinland Taiwan Ltd.
 No. 458-18, Sec 2, Feniiao, Linkou Dist., New Taipei City 244, Taiwan(R.O.C.)
 Tel: +886-2172-1000 Fax: +886-2172-1322



Read	Limit	Over	Apos	TPos	Remark	Pol/Phase	Note
Level	Line	Limit					
Factor							
dB/m	dB	dB	cm	deg			
4904.00	47.76	57.54	-9.78	74.00	-26.24	100	58 Peak Horizontal
7356.00	46.08	55.51	-7.43	74.00	-25.92	200	332 Peak Horizontal
9808.00	49.05	53.69	-4.64	74.00	-24.95	300	8 Peak Horizontal
12260.00	50.40	50.32	0.08	74.00	-23.60	100	61 Peak Horizontal



TÜV Rheinland Taiwan Ltd.
 No. 458-18, Sec 2, Feniiao, Linkou Dist., New Taipei City 244, Taiwan(R.O.C.)
 Tel: +886-2172-1000 Fax: +886-2172-1322



Read	Limit	Over	Apos	TPos	Remark	Pol/Phase	Note
Level	Line	Limit					
Factor							
dB/m	dB	dB	cm	deg			
4904.00	37.58	47.36	-9.78	74.00	-36.42	100	48 Peak Vertical
7356.00	42.30	49.73	-7.43	74.00	-31.70	227	338 Peak Vertical
9808.00	46.74	51.38	-4.64	74.00	-27.26	400	359 Peak Vertical
12260.00	50.09	50.01	0.08	74.00	-23.91	400	337 Peak Vertical

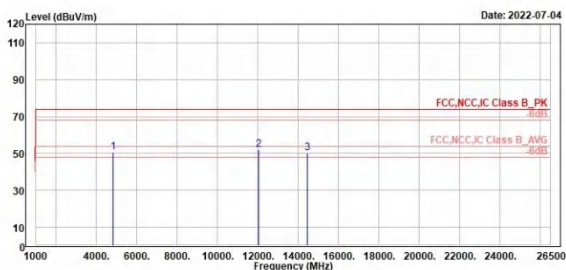
802.11ax HE20_OFDMA

Low Channel (Horizontal)

Low Channel (Vertical)



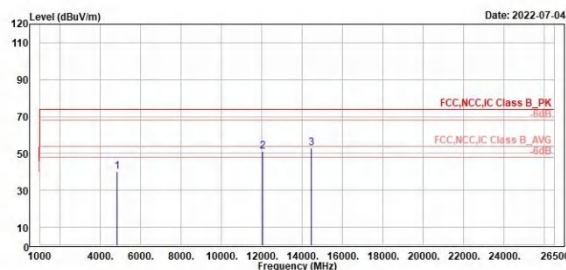
TUV Rheinland Taiwan Ltd.
No. 458-18, Sec 2, Feniiao, Linkou Dist., New Taipei City 244, Taiwan(R.O.C.)
Tel: +886-2172-1000 Fax: +886-2172-1322



Read	Limit	Over	APos	TPos	Remark	Pol/Phase	Note		
Level	Line	Limit							
Factor									
dBuV	dB/m	dBuV/m	dB	cm	deg				
1	4824.00	50.62	60.43	-9.81	74.00	-23.38	290	85 Peak	Horizontal
2	12968.00	51.89	52.05	-0.16	74.00	-22.11	100	360 Peak	Horizontal
3	14472.00	50.35	47.77	2.58	74.00	-23.65	300	354 Peak	Horizontal



TUV Rheinland Taiwan Ltd.
No. 458-18, Sec 2, Feniiao, Linkou Dist., New Taipei City 244, Taiwan(R.O.C.)
Tel: +886-2172-1000 Fax: +886-2172-1322



Read	Limit	Over	APos	TPos	Remark	Pol/Phase	Note		
Level	Line	Limit							
Factor									
dBuV	dB/m	dBuV/m	dB	cm	deg				
1	4824.00	40.10	49.91	-9.81	74.00	-33.90	395	360 Peak	Vertical
2	12968.00	50.95	51.11	-0.16	74.00	-23.05	300	0 Peak	Vertical
3	14472.00	52.94	50.36	2.58	74.00	-21.06	188	360 Peak	Vertical

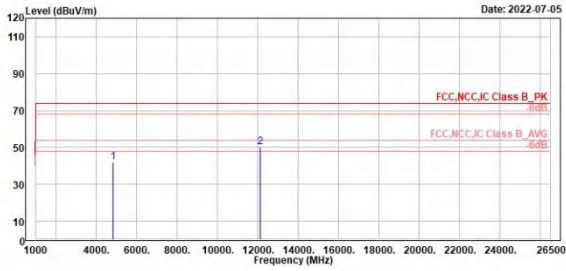
802.11ax HE40_OFDMA

Low Channel (Horizontal)

Low Channel (Vertical)



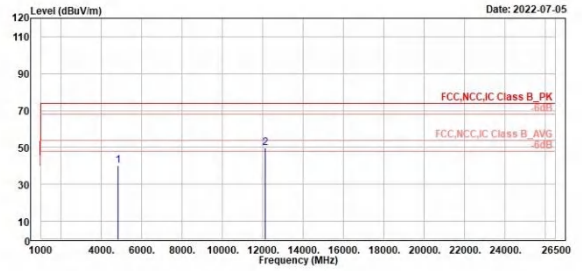
TUV Rheinland Taiwan Ltd.
No. 458-18, Sec 2, Feniiao, Linkou Dist., New Taipei City 244, Taiwan(R.O.C.)
Tel: +886-2172-1000 Fax: +886-2172-1322



Read	Limit	Over	APos	TPos	Remark	Pol/Phase	Note
Freq	Level	Level Factor	Line	Limit			
MHz	dBuV/m	dBuV	dB/m	dBuV/m	dB	cm	deg
1	4844.00	42.12	51.88	-9.76	74.00	-31.88	205 177 Peak Horizontal
2	12118.00	50.16	50.24	-0.08	74.00	-23.84	112 360 Peak Horizontal



TUV Rheinland Taiwan Ltd.
No. 458-18, Sec 2, Feniiao, Linkou Dist., New Taipei City 244, Taiwan(R.O.C.)
Tel: +886-2172-1000 Fax: +886-2172-1322



Read	Limit	Over	APos	TPos	Remark	Pol/Phase	Note
Freq	Level	Level Factor	Line	Limit			
MHz	dBuV/m	dBuV	dB/m	dBuV/m	dB	cm	deg
1	4844.00	40.18	49.94	-9.76	74.00	-33.82	100 233 Peak Vertical
2	12118.00	49.92	50.00	-0.08	74.00	-24.08	263 76 Peak Vertical

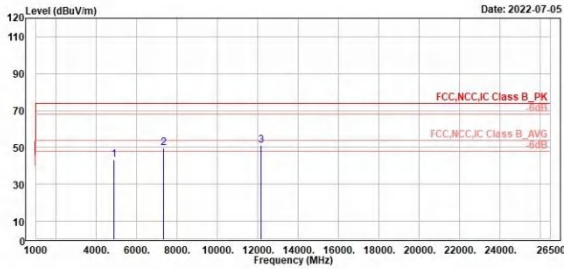
802.11ax HE40_OFDMA

Middle Channel (Horizontal)

Middle Channel (Vertical)



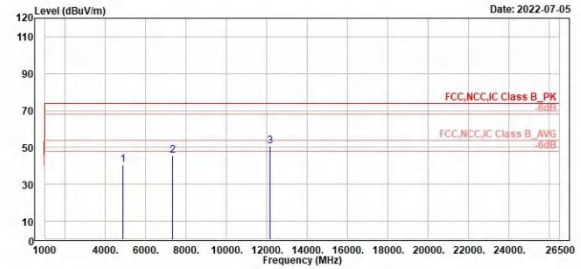
TUV Rheinland Taiwan Ltd.
No. 458-18, Sec 2, Fenliao, Linkou Dist., New Taipei City 244, Taiwan(R.O.C.)
Tel: +886-2172-1000 Fax: +886-2172-1322



Peak	Freq	Level	Read Level	Factor	Limit Line	Over Limit	APos	TPos	Remark	Pol/Phase	Note
	MHz	dBuV/m	dBuV	dB/m	dBuV/m	dB	cm	deg			
1	4874.00	43.37	53.14	-9.77	74.00	-30.63	200	2	Peak	Horizontal	
2	7311.00	49.64	57.15	-7.51	74.00	-24.36	100	44	Peak	Horizontal	
3	12185.00	50.88	50.91	-0.03	74.00	-23.12	300	251	Peak	Horizontal	



TUV Rheinland Taiwan Ltd.
No. 458-18, Sec 2, Fenliao, Linkou Dist., New Taipei City 244, Taiwan(R.O.C.)
Tel: +886-2172-1000 Fax: +886-2172-1322



Peak	Freq	Level	Read Level	Factor	Limit Line	Over Limit	APos	TPos	Remark	Pol/Phase	Note
	MHz	dBuV/m	dBuV	dB/m	dBuV/m	dB	cm	deg			
1	4874.00	40.69	50.46	-9.77	74.00	-33.31	400	31	Peak	Vertical	
2	7311.00	45.51	53.02	-7.51	74.00	-28.49	200	30	Peak	Vertical	
3	12185.00	50.48	50.51	-0.03	74.00	-23.52	262	133	Peak	Vertical	

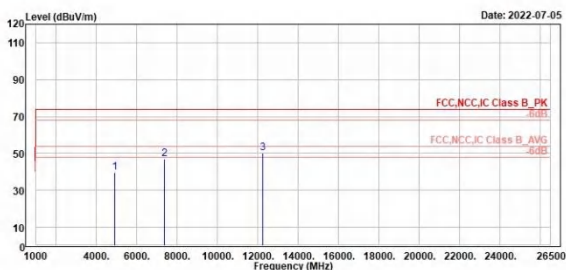
802.11ax HE40_OFDMA

High Channel (Horizontal)

High Channel (Vertical)



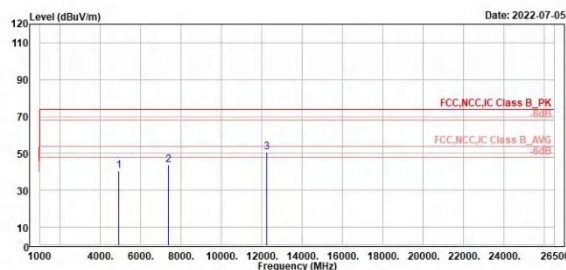
TUV Rheinland Taiwan Ltd.
No. 458-18, Sec 2, Feniiao, Linkou Dist., New Taipei City 244, Taiwan(R.O.C.)
Tel: +886-2172-1000 Fax: +886-2172-1322



Peak	Freq (MHz)	Level (dBuV/m)	Read Level (dBuV)	Level Factor (dB/m)	Limit Line (dBuV/m)	Over Limit (dB)	APos (cm)	TPos (deg)	Remark	Pol/Phase	Note
1	4918.00	39.73	49.49	-9.76	74.00	-34.27	290	328	Peak	Horizontal	
2	7356.00	46.91	54.34	-7.43	74.00	-27.09	290	317	Peak	Horizontal	
3	12268.00	50.26	58.18	0.08	74.00	-23.74	127	360	Peak	Horizontal	



TUV Rheinland Taiwan Ltd.
No. 458-18, Sec 2, Feniiao, Linkou Dist., New Taipei City 244, Taiwan(R.O.C.)
Tel: +886-2172-1000 Fax: +886-2172-1322



Peak	Freq (MHz)	Level (dBuV/m)	Read Level (dBuV)	Level Factor (dB/m)	Limit Line (dBuV/m)	Over Limit (dB)	APos (cm)	TPos (deg)	Remark	Pol/Phase	Note
1	4918.00	40.78	50.54	-9.76	74.00	-33.22	335	360	Peak	Vertical	
2	7356.00	44.03	51.46	-7.43	74.00	-29.97	327	360	Peak	Vertical	
3	12268.00	50.55	58.47	0.08	74.00	-23.45	255	96	Peak	Vertical	

Mains Conducted Emission, 150kHz ~ 30MHz

Worst Band

(Line)

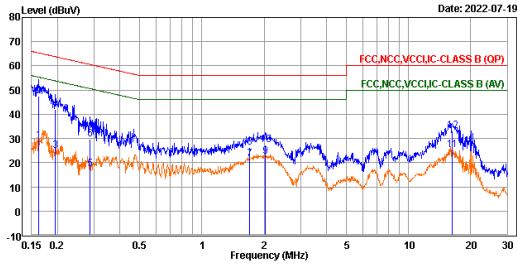
(Neutral)



TÜV Rheinland Taiwan Ltd.
No. 455-18, Sec. 2, Fenliiao, Linkou Dist., New Taipei City 244, Taiwan(R.O.C.)
Tel:+886-2172-1000 Fax:+886-2172-1322

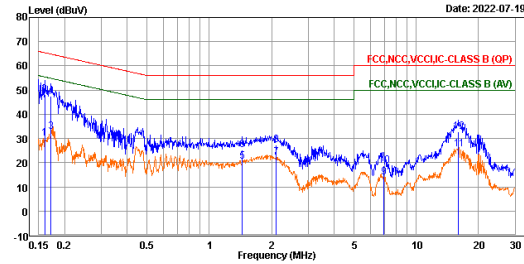


TÜV Rheinland Taiwan Ltd.
No. 455-18, Sec. 2, Fenliiao, Linkou Dist., New Taipei City 244, Taiwan(R.O.C.)
Tel:+886-2172-1000 Fax:+886-2172-1322



Trace: 1

	Freq	Level	Read	Limit	Over			
	MHz	dBuV	Factor	Line	Limit	Remark	Pol/Phase	Note
		dBuV	dB	dBuV	dB			
1	0.16	28.87	19.26	9.61	55.34	-26.47 Average	line1	
2	0.16	47.40	37.79	9.61	65.34	-17.94 QP	line1	
3	0.20	24.83	15.22	9.61	53.81	-28.98 Average	line1	
4	0.20	41.89	32.28	9.61	63.81	-21.92 QP	line1	
5	0.29	17.35	7.74	9.61	50.58	-33.23 Average	line1	
6	0.29	29.66	20.05	9.61	60.58	-30.92 QP	line1	
7	1.70	21.42	11.78	9.64	46.00	-24.58 Average	line1	
8	1.70	26.16	16.52	9.64	56.00	-29.84 QP	line1	
9	2.02	22.51	12.86	9.65	46.00	-23.49 Average	line1	
10	2.02	27.45	17.80	9.65	56.00	-28.55 QP	line1	
11	16.25	25.23	15.51	9.72	50.00	-24.77 Average	line1	
12	16.25	33.14	23.42	9.72	60.00	-26.86 QP	line1	



Trace: 1

	Freq	Level	Read	Limit	Over			
	MHz	dBuV	Factor	Line	Limit	Remark	Pol/Phase	Note
		dBuV	dB	dBuV	dB			
1	0.16	30.18	20.59	9.59	55.46	-25.28 Average	neutral	
2	0.16	48.13	38.54	9.59	65.46	-17.33 QP	neutral	
3	0.17	32.85	23.26	9.59	54.88	-22.03 Average	neutral	
4	0.17	47.44	37.85	9.59	64.88	-17.44 QP	neutral	
5	1.44	20.59	10.97	9.62	46.00	-25.41 Average	neutral	
6	1.44	25.14	15.52	9.62	56.00	-30.86 QP	neutral	
7	2.10	22.01	12.38	9.63	46.00	-23.99 Average	neutral	
8	2.10	27.19	17.56	9.63	56.00	-28.81 QP	neutral	
9	6.96	13.90	4.19	9.71	50.00	-36.10 Average	neutral	
10	6.96	18.74	9.03	9.71	60.00	-41.26 QP	neutral	
11	16.01	25.47	15.69	9.78	50.00	-24.53 Average	neutral	
12	16.01	32.85	23.07	9.78	60.00	-27.15 QP	neutral	

<POE Mode>
Band Edges, 2.31GHz ~ 2.9GHz

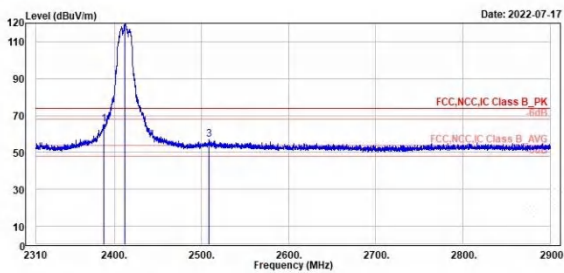
802.11g

Low Channel (Horizontal) Peak

Low Channel (Vertical) Peak



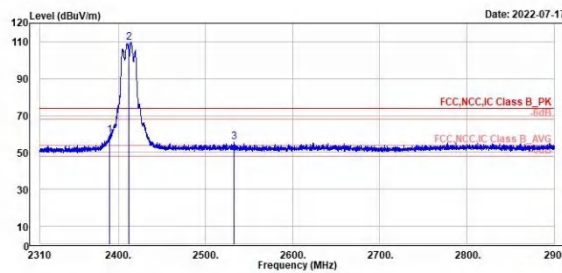
TUV Rheinland Taiwan Ltd.
No. 458-18, Sec 2, Fenhiao, Linkou Dist., New Taipei City 244, Taiwan(R.O.C.)
Tel: +886-2172-1000 Fax: +886-2172-1322



Peak	Freq (MHz)	Level (dBuV/m)	Read Level (dBuV)	Factor (dB/m)	Limit (dBuV/m)	Over Limit (dB)	APos (cm)	TPos (deg)	Remark	Pol/Phase	Note
1	2387.88	65.24	27.67	37.57	74.00	-8.76	273	316	Peak	Horizontal	
2 *	2412.00	120.11	82.46	37.65	74.00	46.11	273	316	Peak	Horizontal	
3	2508.71	56.89	19.03	37.86	74.00	-17.11	273	316	Peak	Horizontal	



TUV Rheinland Taiwan Ltd.
No. 458-18, Sec 2, Fenhiao, Linkou Dist., New Taipei City 244, Taiwan(R.O.C.)
Tel: +886-2172-1000 Fax: +886-2172-1322



Peak	Freq (MHz)	Level (dBuV/m)	Read Level (dBuV)	Factor (dB/m)	Limit (dBuV/m)	Over Limit (dB)	APos (cm)	TPos (deg)	Remark	Pol/Phase	Note
1	2389.53	59.28	21.70	37.58	74.00	-14.72	390	341	Peak	Vertical	
2 *	2412.00	109.47	71.82	37.65	74.00	35.47	390	341	Peak	Vertical	
3	2532.43	55.52	17.63	37.89	74.00	-18.48	390	341	Peak	Vertical	

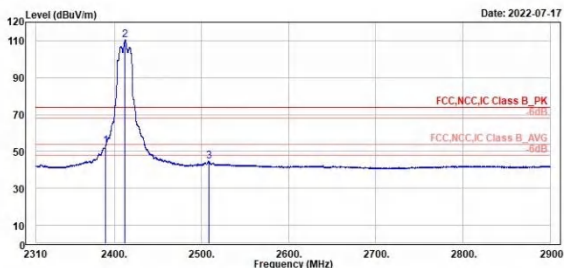
802.11g

Low Channel (Horizontal) Average

Low Channel (Vertical) Average



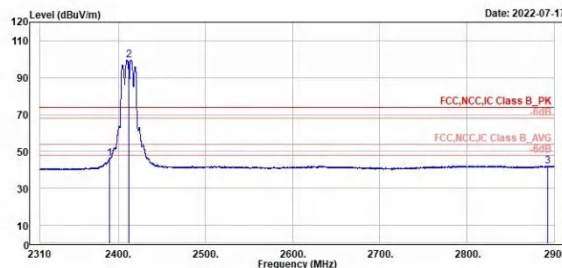
TUV Rheinland Taiwan Ltd.
No. 458-18, Sec 2, Feniiao, Linkou Dist., New Taipei City 244, Taiwan(R.O.C.)
Tel: +886-2172-1000 Fax: +886-2172-1322



Read	Limit	Over	Apos	TPos	Remark	Pol/Phase	Note
Level	Line	Limit					
Factor							
dBuV	dB/m	dBuV/m	dB	cm	deg		
52.83	15.25	37.58	54.00	-1.17	273	316	Average Horizontal
110.53	72.88	37.65	54.00	56.53	273	316	Average Horizontal
44.63	6.77	37.86	54.00	-9.37	273	316	Average Horizontal



TUV Rheinland Taiwan Ltd.
No. 458-18, Sec 2, Feniiao, Linkou Dist., New Taipei City 244, Taiwan(R.O.C.)
Tel: +886-2172-1000 Fax: +886-2172-1322



Read	Limit	Over	Apos	TPos	Remark	Pol/Phase	Note
Level	Line	Limit					
Factor							
dBuV	dB/m	dBuV/m	dB	cm	deg		
46.19	8.61	37.58	54.00	-7.81	390	341	Average Vertical
99.58	61.93	37.65	54.00	45.58	390	341	Average Vertical
42.20	3.82	38.38	54.00	-11.80	390	341	Average Vertical

Spurious Emissions, Tx Mode, 9kHz ~ 30MHz

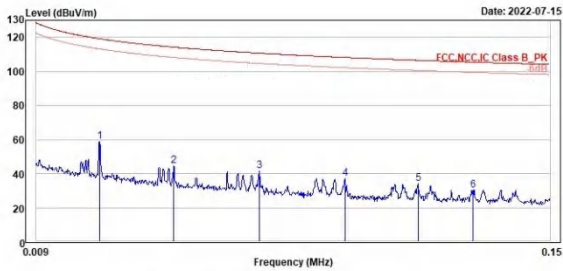
802.11g

Low Channel 9kHz~150kHz(Open)

Low Channel 150kHz~30MHz(Open)



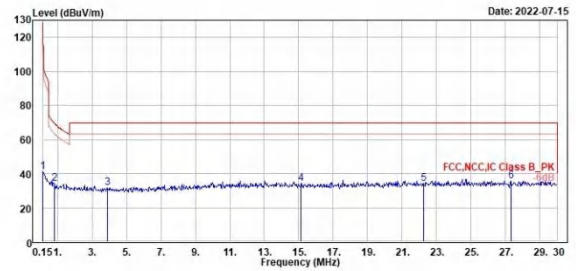
TÜV Rheinland Taiwan Ltd.
No. 458-18, Sec 2, Feniiao, Linkou Dist., New Taipei City 244, Taiwan(R.O.C.)
Tel: +886-2172-1000 Fax: +886-2172-1322



Peak	Freq (MHz)	Level (dBuV/m)	Read Level (dBuV)	Level Factor (dB/m)	Limit Line (dBuV/m)	Over Limit (dB)	APos (cm)	TPos (deg)	Remark	Pol/Phase	Note
1	0.03	58.70	39.51	19.19	119.13	-60.43	100	120	QP	Open	
2	0.05	44.54	25.20	19.34	114.19	-69.65	100	312	QP	Open	
3	0.07	41.63	22.77	18.86	110.65	-69.02	100	276	QP	Open	
4	0.09	37.17	18.82	18.35	108.16	-70.99	100	312	QP	Open	
5	0.11	34.32	16.05	18.27	106.48	-72.16	100	272	QP	Open	
6	0.13	30.10	11.70	18.32	105.40	-75.30	100	323	QP	Open	



TÜV Rheinland Taiwan Ltd.
No. 458-18, Sec 2, Feniiao, Linkou Dist., New Taipei City 244, Taiwan(R.O.C.)
Tel: +886-2172-1000 Fax: +886-2172-1322



Peak	Freq (MHz)	Level (dBuV/m)	Read Level (dBuV)	Level Factor (dB/m)	Limit Line (dBuV/m)	Over Limit (dB)	APos (cm)	TPos (deg)	Remark	Pol/Phase	Note
1	0.15	41.01	22.61	18.40	104.08	-63.07	100	348	QP	Open	
2	0.81	34.17	15.03	19.14	69.47	-35.30	100	59	QP	Open	
3	3.88	31.79	12.33	19.46	69.50	-37.71	100	342	QP	Open	
4	15.13	34.23	12.37	21.86	69.50	-35.27	100	106	QP	Open	
5	22.27	34.32	12.02	22.30	69.50	-35.18	100	4	QP	Open	
6	27.31	35.77	13.24	22.53	69.50	-33.73	100	90	QP	Open	

Spurious Emissions, Tx Mode, 30MHz ~ 1GHz

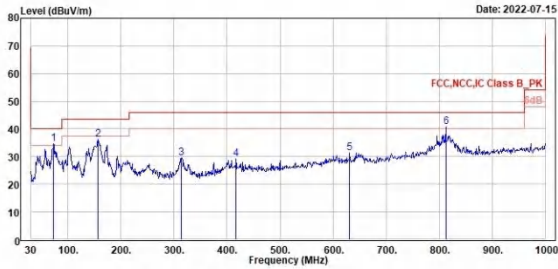
802.11g

Low Channel (Horizontal)

Low Channel (Vertical)



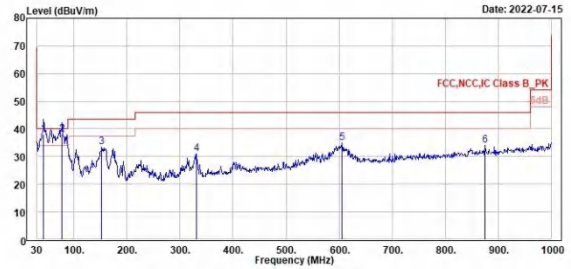
TUV Rheinland Taiwan Ltd.
No. 458-18, Sec 2, Feniiao, Linkou Dist., New Taipei City 244, Taiwan(R.O.C.)
Tel: +886-2172-1000 Fax: +886-2172-1322



	Read	Limit	Over	Apos	TPos	Remark	Pol/Phase	Note	
1Hz	dBuV/m	dBuV	dB/m	dBuV/m	dB	cm	deg		
1	72.68	34.54	43.56	-9.02	40.00	-5.46	300	265 QP	Horizontal
2	156.10	36.25	42.33	-6.08	43.50	-7.25	200	95 QP	Horizontal
3	314.21	29.65	34.26	-4.61	46.00	-16.35	100	326 QP	Horizontal
4	417.03	29.12	31.89	-2.77	46.00	-16.88	100	79 QP	Horizontal
5	631.40	31.34	30.64	0.70	46.00	-14.66	100	330 QP	Horizontal
6	812.79	40.64	37.49	3.15	46.00	-5.36	100	358 QP	Horizontal



TUV Rheinland Taiwan Ltd.
No. 458-18, Sec 2, Feniiao, Linkou Dist., New Taipei City 244, Taiwan(R.O.C.)
Tel: +886-2172-1000 Fax: +886-2172-1322



	Read	Limit	Over	Apos	TPos	Remark	Pol/Phase	Note	
1Hz	dBuV/m	dBuV	dB/m	dBuV/m	dB	cm	deg		
1	42.61	38.04	44.11	-6.07	40.00	-1.96	100	178 QP	Vertical
2	77.53	37.94	47.90	-9.96	40.00	-2.06	100	349 QP	Vertical
3	152.22	33.31	39.35	-6.04	43.50	-10.19	100	92 QP	Vertical
4	330.70	30.99	34.96	-3.97	46.00	-15.01	100	110 QP	Vertical
5	605.21	34.91	34.78	0.21	46.00	-11.09	100	344 QP	Vertical
6	875.04	34.01	29.06	4.15	46.00	-11.99	100	98 QP	Vertical

Spurious Emissions, Tx Mode, 1GHz ~ 26.5GHz

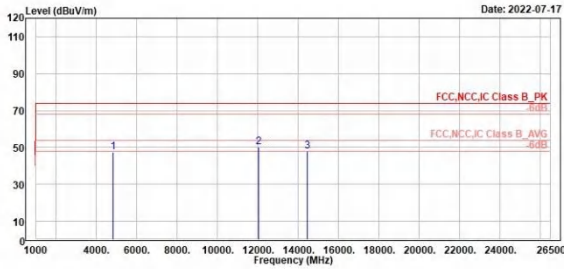
802.11g

Low Channel (Horizontal)

Low Channel (Vertical)



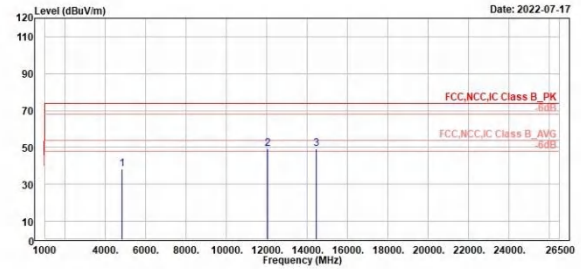
TUV Rheinland Taiwan Ltd.
No. 458-18, Sec 2, Fenliao, Linkou Dist., New Taipei City 244, Taiwan(R.O.C.)
Tel: +886-2172-1000 Fax: +886-2172-1322



Peak	Freq (MHz)	Level (dBuV/m)	Read Level (dBuV)	Level Factor (dB/m)	Limit Line (dBuV/m)	Over Limit (dB)	APos (cm)	TPos (deg)	Remark	Pol/Phase	Note
1	4824.00	47.27	57.08	-9.81	74.00	-26.73	200	359	Peak	Horizontal	
2	12968.00	50.09	50.25	-0.16	74.00	-23.91	135	360	Peak	Horizontal	
3	14472.00	47.69	45.11	2.58	74.00	-26.31	200	322	Peak	Horizontal	



TUV Rheinland Taiwan Ltd.
No. 458-18, Sec 2, Fenliao, Linkou Dist., New Taipei City 244, Taiwan(R.O.C.)
Tel: +886-2172-1000 Fax: +886-2172-1322



Peak	Freq (MHz)	Level (dBuV/m)	Read Level (dBuV)	Level Factor (dB/m)	Limit Line (dBuV/m)	Over Limit (dB)	APos (cm)	TPos (deg)	Remark	Pol/Phase	Note
1	4824.00	38.34	48.15	-9.81	74.00	-35.66	100	351	Peak	Vertical	
2	12968.00	49.18	49.34	-0.16	74.00	-24.82	251	125	Peak	Vertical	
3	14472.00	49.40	46.82	2.58	74.00	-24.60	160	360	Peak	Vertical	

Mains Conducted Emission, 150kHz ~ 30MHz

Worst Band

(Line)

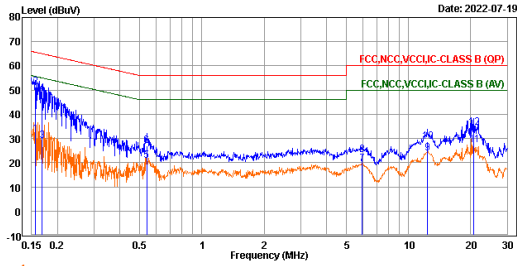
(Neutral)



TÜV Rheinland Taiwan Ltd.
No. 455-18, Sec. 2, Fenliiao, Linkou Dist., New Taipei City 244, Taiwan(R.O.C.)
Tel:+886-2172-1000 Fax:+886-2172-1322

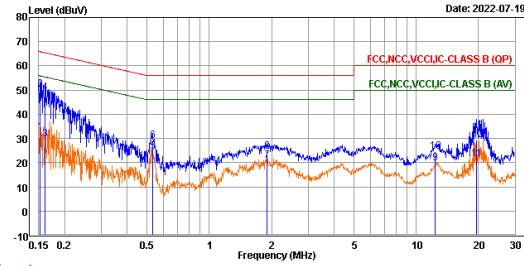


TÜV Rheinland Taiwan Ltd.
No. 455-18, Sec. 2, Fenliiao, Linkou Dist., New Taipei City 244, Taiwan(R.O.C.)
Tel:+886-2172-1000 Fax:+886-2172-1322



Trace: 1

Line	Freq	Level	Read Level	Factor	Limit	Over	Remark	Pol/Phase	Note
	MHz	dBuV	dBuV	dB	dBuV	dB			
1	0.16	31.83	22.22	9.61	55.67	-23.84	Average	line1	
2	0.16	51.17	41.56	9.61	65.67	-14.50	QP	line1	
3	0.17	29.17	19.56	9.61	55.05	-25.88	Average	line1	
4	0.17	48.54	38.93	9.61	65.05	-16.51	QP	line1	
5	0.54	20.69	11.07	9.62	46.00	-25.31	Average	line1	
6	0.54	27.01	17.39	9.62	56.00	-28.99	QP	line1	
7	5.94	19.27	9.58	9.69	50.00	-30.73	Average	line1	
8	5.94	23.32	13.63	9.69	60.00	-36.68	QP	line1	
9	12.29	23.93	14.20	9.73	50.00	-26.07	Average	line1	
10	12.29	28.58	18.85	9.73	60.00	-31.42	QP	line1	
11	20.75	27.38	17.67	9.71	50.00	-22.62	Average	line1	
12	20.75	34.56	24.85	9.71	60.00	-25.44	QP	line1	



Trace: 1

Line	Freq	Level	Read Level	Factor	Limit	Over	Remark	Pol/Phase	Note
	MHz	dBuV	dBuV	dB	dBuV	dB			
1	0.15	32.50	22.91	9.59	55.80	-23.38	Average	neutral	
2	0.15	50.07	40.48	9.59	65.80	-15.81	QP	neutral	
3	0.16	29.55	19.96	9.59	55.42	-25.87	Average	neutral	
4	0.16	48.79	39.20	9.59	65.42	-16.63	QP	neutral	
5	0.53	24.40	14.80	9.60	46.00	-21.60	Average	neutral	
6	0.53	28.93	19.33	9.60	56.00	-27.07	QP	neutral	
7	1.91	20.79	11.16	9.63	46.00	-25.21	Average	neutral	
8	1.91	24.42	14.79	9.63	56.00	-31.58	QP	neutral	
9	12.35	19.80	10.04	9.76	50.00	-30.20	Average	neutral	
10	12.35	24.59	14.83	9.76	60.00	-35.41	QP	neutral	
11	19.54	21.46	11.66	9.80	50.00	-28.54	Average	neutral	
12	19.54	29.46	19.66	9.80	60.00	-30.54	QP	neutral	