

Appendix A: Test Results of Radiated Emissions

Band Edges, 2.31GHz ~ 2.9GHz & 4.5GHz ~ 5.15GHz

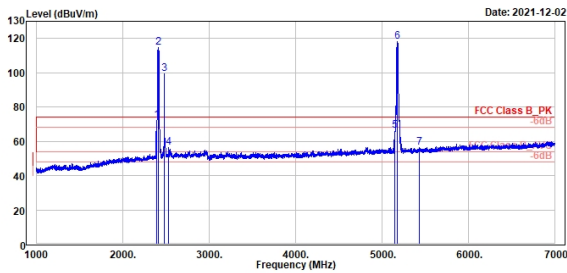
WLAN_802.11ax HE20 5180 MHz + WLAN 802.11g 2412 MHz + BLE 1Mbps_2480 MHz

(Horizontal) Peak

(Vertical) Peak



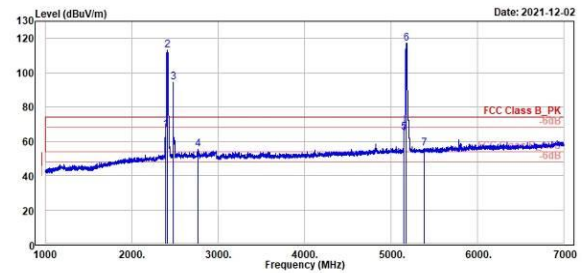
TUV Rheinland Taiwan Ltd.
No. 458-18, Sec 2, Fenliao, Linkou Dist., New Taipei City 244, Taiwan(R.O.C.)
Tel: +886-2172-1000 Fax: +886-2172-1322



Peak	Freq (MHz)	Level (dBuV/m)	Read Level (dBuV)	Factor (dB/m)	Limit Line (dBuV/m)	Over Limit (dB)	APos (cm)	TPos (deg)	Remark	Pol/Phase	Note
1	2398.00	72.36	34.94	37.42	74.00	-1.64	181	315	Peak	Horizontal	
2	2412.00	114.73	77.26	37.47	74.00	40.73	198	42	Peak	Horizontal	
3	2488.00	99.33	61.52	37.81	74.00	25.33	298	357	Peak	Horizontal	
4	2538.86	56.23	18.24	37.99	74.00	-17.77	194	64	Peak	Horizontal	
5	5158.00	66.33	23.93	42.40	74.00	-7.67	382	289	Peak	Horizontal	
6	5188.00	118.18	75.56	42.54	74.00	44.18	182	279	Peak	Horizontal	
7	5428.00	56.21	12.84	43.37	74.00	-17.79	221	342	Peak	Horizontal	



TUV Rheinland Taiwan Ltd.
No. 458-18, Sec 2, Fenliao, Linkou Dist., New Taipei City 244, Taiwan(R.O.C.)
Tel: +886-2172-1000 Fax: +886-2172-1322

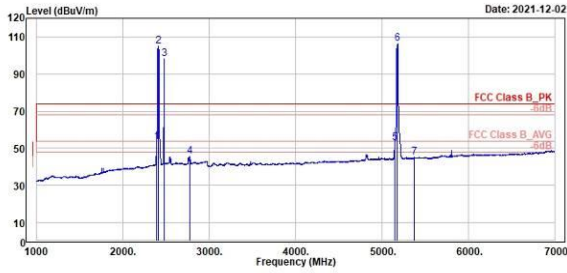


Peak	Freq (MHz)	Level (dBuV/m)	Read Level (dBuV)	Factor (dB/m)	Limit Line (dBuV/m)	Over Limit (dB)	APos (cm)	TPos (deg)	Remark	Pol/Phase	Note
1	2398.00	66.54	29.12	37.42	74.00	-7.46	381	35	Peak	Vertical	
2	2412.00	113.31	75.84	37.47	74.00	39.31	346	351	Peak	Vertical	
3	2488.00	94.63	56.82	37.81	74.00	20.63	391	336	Peak	Vertical	
4	2767.43	55.55	17.45	38.10	74.00	-18.45	358	324	Peak	Vertical	
5	5158.00	65.45	23.85	42.40	74.00	-8.55	288	367	Peak	Vertical	
6	5188.00	117.31	74.77	42.54	74.00	43.31	282	326	Peak	Vertical	
7	5384.29	56.04	12.77	43.27	74.00	-17.96	315	49	Peak	Vertical	

WLAN_802.11ax HE20 5180 MHz + WLAN 802.11g 2412 MHz + BLE 1Mbps_2480 MHz
(Horizontal) Average (Vertical) Average



TÜV Rheinland Taiwan Ltd.
No. 438-18, Sec. 2, Fenhiao, Linkou Dist., New Taipei City 244, Taiwan(R.O.C.)
Tel: +886-2172-1000 Fax: +886-2172-1322

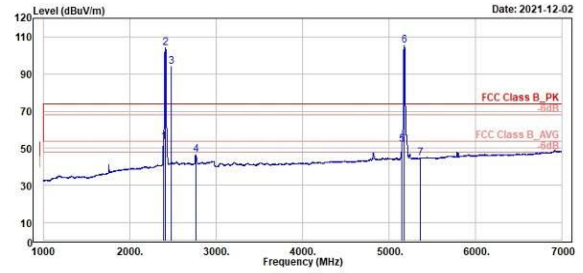


Freq	Level	Read Level	Factor	Limit	Over	APos	TPos	Remark	Pol/Phase	Note
MHz	dBuV/m	dBuV	dB/m	dBuV/m	dB	cm	deg			
1	2390.00	53.44	16.02	37.42	54.00	-0.56	181	315 Average	Horizontal	
2	* 2412.00	184.79	67.32	37.47	54.00	56.79	198	42 Average	Horizontal	
3	* 2480.00	98.26	66.45	37.81	54.00	44.26	298	357 Average	Horizontal	
4	2769.14	45.45	7.34	38.11	54.00	-8.55	194	64 Average	Horizontal	
5	5150.00	52.78	10.38	42.40	54.00	-1.22	362	289 Average	Horizontal	
6	* 5180.00	106.36	63.82	42.54	54.00	52.36	182	279 Average	Horizontal	
7	5378.29	45.14	1.92	43.22	54.00	-8.86	221	342 Average	Horizontal	



TÜV Rheinland Taiwan Ltd.
No. 438-18, Sec. 2, Fenhiao, Linkou Dist., New Taipei City 244, Taiwan(R.O.C.)
Tel: +886-2172-1000 Fax: +886-2172-1322

Rcn fr



Freq	Level	Read Level	Factor	Limit	Over	APos	TPos	Remark	Pol/Phase	Note
MHz	dBuV/m	dBuV	dB/m	dBuV/m	dB	cm	deg			
1	2390.00	53.32	15.90	37.42	54.00	-0.68	381	35 Average	Vertical	
2	* 2412.00	184.25	66.78	37.47	54.00	56.25	346	351 Average	Vertical	
3	* 2480.00	93.98	56.17	37.81	54.00	39.98	391	336 Average	Vertical	
4	2762.29	46.74	8.66	38.08	54.00	-7.26	350	324 Average	Vertical	
5	5150.00	52.19	9.79	42.40	54.00	-1.81	280	307 Average	Vertical	
6	* 5180.00	105.54	63.00	42.54	54.00	51.54	282	326 Average	Vertical	
7	5362.00	44.91	1.83	43.08	54.00	-9.09	315	49 Average	Vertical	

Spurious Emissions, Tx Mode, 30MHz ~ 1GHz

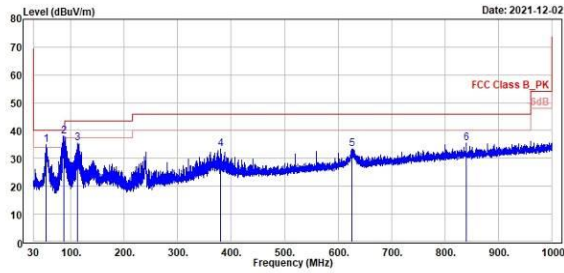
WLAN_802.11ax HE20 5180 MHz + WLAN 802.11g 2412 MHz + BLE 1Mbps_2480 MHz

Horizontal

Vertical



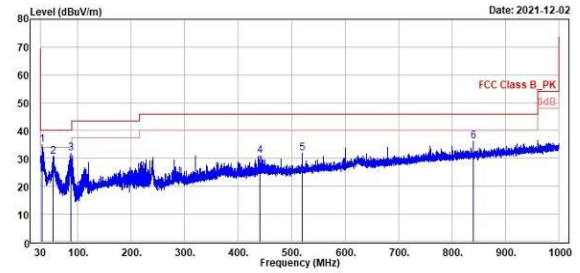
TUV Rheinland Taiwan Ltd.
No. 438-18, Sec 2, Fenliao, Linkou Dist., New Taipei City 244, Taiwan(R.O.C.)
Tel: +886-2172-1000 Fax: +886-2172-1322



Line	Freq	Level	Read	Limit	Over	APos	TPos	Remark	Pol/Phase	Note
	MHz	dBuV/m	dBuV	dB/m	dBuV/m	dB	cm	deg		
1	53.47	35.08	42.83	-7.75	48.00	-4.92	390	189 QP	Horizontal	
2	86.55	37.97	51.04	-13.07	48.00	-2.83	390	254 QP	Horizontal	
3	112.45	35.56	46.24	-10.68	43.50	-7.94	200	227 QP	Horizontal	
4	379.78	33.33	38.07	-4.74	46.00	-12.67	200	162 QP	Horizontal	
5	626.45	33.52	34.30	-0.78	46.00	-12.48	254	8 QP	Horizontal	
6	848.05	35.73	33.21	2.52	46.00	-10.27	100	147 QP	Horizontal	



TUV Rheinland Taiwan Ltd.
No. 438-18, Sec 2, Fenliao, Linkou Dist., New Taipei City 244, Taiwan(R.O.C.)
Tel: +886-2172-1000 Fax: +886-2172-1322



Line	Freq	Level	Read	Limit	Over	APos	TPos	Remark	Pol/Phase	Note
	MHz	dBuV/m	dBuV	dB/m	dBuV/m	dB	cm	deg		
1	33.59	34.97	43.00	-8.03	48.00	-5.03	100	218 QP	Vertical	
2	52.99	30.68	38.29	-7.61	48.00	-9.32	400	92 QP	Vertical	
3	87.04	31.95	45.14	-13.19	48.00	-6.05	200	192 QP	Vertical	
4	448.02	31.01	34.88	-3.87	46.00	-14.99	200	172 QP	Vertical	
5	528.04	31.83	34.44	-2.61	46.00	-14.17	176	368 QP	Vertical	
6	848.05	36.16	33.64	2.52	46.00	-9.84	200	128 QP	Vertical	

Spurious Emissions, Tx Mode, 1GHz ~ 40GHz

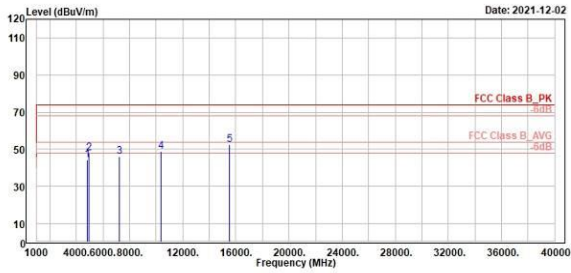
WLAN_802.11ax HE20 5180 MHz + WLAN 802.11g 2412 MHz + BLE 1Mbps_2480 MHz

(Horizontal) Peak

(Vertical) Peak



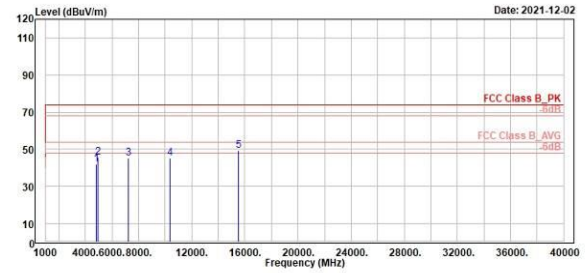
TÜV Rheinland Taiwan Ltd.
No. 438-18, Sec. 2, Fenglin, Linkou Dist., New Taipei City 244, Taiwan(R.O.C.)
Tel: +886-2172-1000 Fax: +886-2172-1322



1	2	3	4	5
4824.00	4960.00	7236.00	10360.00	15540.00
44.46	47.81	46.09	48.77	52.63
53.72	57.07	53.39	52.32	49.18
-9.26	-9.26	-7.30	-3.55	3.45
74.00	74.00	74.00	74.00	74.00
-29.54	-26.19	-27.91	-25.23	-21.37
100	300	200	300	200
262	194	64	68	308
Peak	Peak	Peak	Peak	Peak
Horizontal	Horizontal	Horizontal	Horizontal	Horizontal



TÜV Rheinland Taiwan Ltd.
No. 438-18, Sec. 2, Fenglin, Linkou Dist., New Taipei City 244, Taiwan(R.O.C.)
Tel: +886-2172-1000 Fax: +886-2172-1322



1	2	3	4	5
4824.00	4960.00	7236.00	10360.00	15540.00
41.81	45.82	45.05	45.07	49.28
51.07	55.88	52.35	48.62	45.83
-9.26	-9.26	-7.30	-3.55	3.45
74.00	74.00	74.00	74.00	74.00
-32.19	-28.18	-28.95	-28.93	-24.72
400	300	400	300	172
334	109	317	144	360
Peak	Peak	Peak	Peak	Peak
Vertical	Vertical	Vertical	Vertical	Vertical