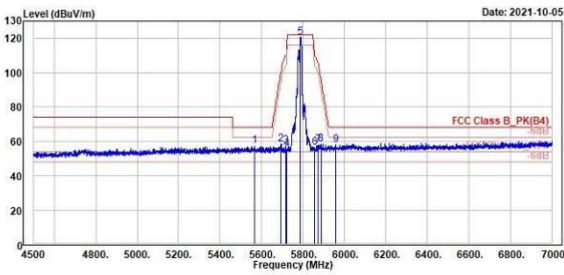


802.11ax HE20
CH 157 (Horizontal) Peak
CH 157 (Vertical) Peak

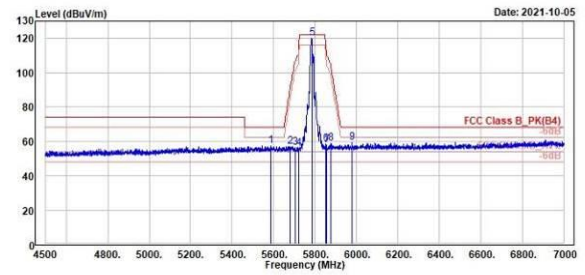

TÜV Rheinland Taiwan Ltd.
 No. 438-18, Sec 2, Fenliao, Linkou Dist., New Taipei City 244, Taiwan(R.O.C.)
 Tel: +886-2172-1000 Fax: +886-2172-1322



Peak	Freq	Level	Read	Limit	Over	APos	TPos	Remark	Pol/Phase	Note
	MHz	dBuV/m	dBuV	dB/m	dBuV/m	dB	cm	deg		
1	5586.00	57.23	13.75	43.48	68.20	-10.97	300	315	Peak	Horizontal
2	5694.50	58.37	14.73	43.64	101.15	-42.78	300	315	Peak	Horizontal
3	5718.50	57.42	13.74	43.68	110.38	-52.96	300	315	Peak	Horizontal
4	5721.00	55.58	11.90	43.68	113.08	-57.50	300	315	Peak	Horizontal
5	5785.00	120.50	76.76	43.74	122.20	-1.70	300	315	Peak	Horizontal
6	5855.00	56.45	12.54	43.91	110.80	-54.35	300	315	Peak	Horizontal
7	5871.50	57.63	13.68	43.95	106.18	-48.55	300	315	Peak	Horizontal
8	5887.00	58.52	14.53	43.99	96.29	-37.77	300	315	Peak	Horizontal
9	5958.50	57.87	13.59	44.28	68.20	-10.33	300	315	Peak	Horizontal



TÜV Rheinland Taiwan Ltd.
 No. 438-18, Sec 2, Fenliao, Linkou Dist., New Taipei City 244, Taiwan(R.O.C.)
 Tel: +886-2172-1000 Fax: +886-2172-1322



Peak	Freq	Level	Read	Limit	Over	APos	TPos	Remark	Pol/Phase	Note
	MHz	dBuV/m	dBuV	dB/m	dBuV/m	dB	cm	deg		
1	5587.50	57.22	13.68	43.54	68.20	-10.98	315	1	Peak	Vertical
2	5682.50	57.02	13.44	43.58	92.29	-35.27	315	1	Peak	Vertical
3	5705.50	56.58	12.91	43.67	106.74	-50.16	315	1	Peak	Vertical
4	5721.50	55.88	12.20	43.68	114.22	-58.34	315	1	Peak	Vertical
5	5785.00	120.19	76.45	43.74	122.20	-2.01	315	1	Peak	Vertical
6	5855.00	58.29	14.38	43.91	115.36	-57.07	315	1	Peak	Vertical
7	5855.00	57.61	13.70	43.91	110.80	-53.19	315	1	Peak	Vertical
8	5878.00	58.68	14.70	43.98	102.97	-44.29	315	1	Peak	Vertical
9	5979.00	59.07	14.77	44.30	68.20	-9.13	315	1	Peak	Vertical

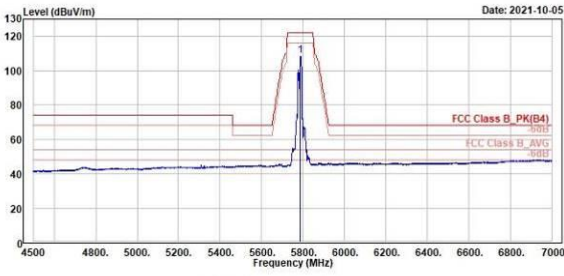
802.11ax HE20

CH 157 (Horizontal) Average

CH 157 (Vertical) Average



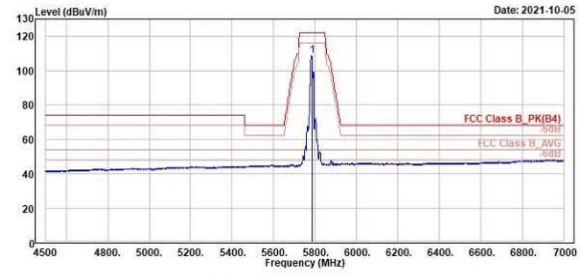
TÜV Rheinland Taiwan Ltd.
No. 438-18, Sec 2, Fenliao, Linkou Dist., New Taipei City 244, Taiwan(R.O.C.)
Tel: +886-2172-1000 Fax: +886-2172-1322



Freq	Level	Read	Limit	Over	APos	TPos	Remark	Pol/Phase	Note
MHz	dBuV/m	dBuV	dB/m	dBuV/m	dB	cm	deg		
1 * 5785.00	108.85	65.11	43.74	54.00	54.85	300	315	Average	Horizontal



TÜV Rheinland Taiwan Ltd.
No. 438-18, Sec 2, Fenliao, Linkou Dist., New Taipei City 244, Taiwan(R.O.C.)
Tel: +886-2172-1000 Fax: +886-2172-1322



Freq	Level	Read	Limit	Over	APos	TPos	Remark	Pol/Phase	Note
MHz	dBuV/m	dBuV	dB/m	dBuV/m	dB	cm	deg		
1 * 5785.00	108.72	64.98	43.74	54.00	54.72	315	1	Average	Vertical

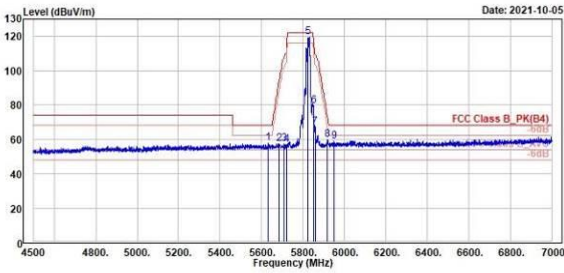
802.11ax HE20

CH 165 (Horizontal) Peak

CH 165 (Vertical) Peak



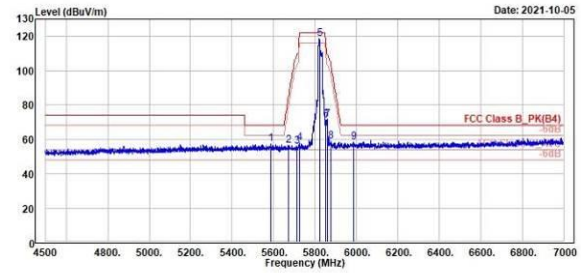
TÜV Rheinland Taiwan Ltd.
No. 438-18, Sec 2, Fenliao, Linkou Dist., New Taipei City 244, Taiwan(R.O.C.)
Tel: +886-2172-1000 Fax: +886-2172-1322



Peak	Freq (MHz)	Level (dBuV/m)	Read Level (dBuV)	Factor (dB/m)	Limit Line (dBuV/m)	Over Limit (dB)	APos (cm)	TPos (deg)	Remark	Pol/Phase	Note
1	5631.00	57.59	14.10	43.49	68.20	-10.61	359	313	Peak	Horizontal	
2	5684.00	57.52	13.93	43.59	93.40	-35.88	359	313	Peak	Horizontal	
3	5716.00	57.28	13.61	43.67	108.00	-50.72	359	313	Peak	Horizontal	
4	5722.50	56.82	13.14	43.68	116.50	-59.68	359	313	Peak	Horizontal	
5	5825.00	119.53	75.71	43.82	122.20	-2.67	359	313	Peak	Horizontal	
6	5856.50	79.51	35.62	43.89	121.06	-41.55	359	313	Peak	Horizontal	
7	5856.50	67.11	23.19	43.92	109.82	-42.71	359	313	Peak	Horizontal	
8	5918.50	59.83	15.71	44.12	72.99	-13.16	359	313	Peak	Horizontal	
9	5949.50	58.75	14.47	44.28	68.20	-9.45	359	313	Peak	Horizontal	



TÜV Rheinland Taiwan Ltd.
No. 438-18, Sec 2, Fenliao, Linkou Dist., New Taipei City 244, Taiwan(R.O.C.)
Tel: +886-2172-1000 Fax: +886-2172-1322



Peak	Freq (MHz)	Level (dBuV/m)	Read Level (dBuV)	Factor (dB/m)	Limit Line (dBuV/m)	Over Limit (dB)	APos (cm)	TPos (deg)	Remark	Pol/Phase	Note
1	5585.00	57.42	13.88	43.54	68.20	-10.78	387	360	Peak	Vertical	
2	5674.00	56.49	12.95	43.54	86.00	-29.51	387	360	Peak	Vertical	
3	5715.00	55.94	12.26	43.68	109.40	-53.46	387	360	Peak	Vertical	
4	5724.00	57.91	14.22	43.69	119.92	-62.01	387	360	Peak	Vertical	
5	5825.00	118.78	74.96	43.82	122.20	-3.42	387	360	Peak	Vertical	
6	5852.50	71.32	27.42	43.90	116.50	-45.18	387	360	Peak	Vertical	
7	5859.50	71.65	27.73	43.92	109.54	-37.89	387	360	Peak	Vertical	
8	5875.50	58.93	14.97	43.96	104.83	-45.90	387	360	Peak	Vertical	
9	5985.50	58.32	14.01	44.31	68.20	-9.88	387	360	Peak	Vertical	

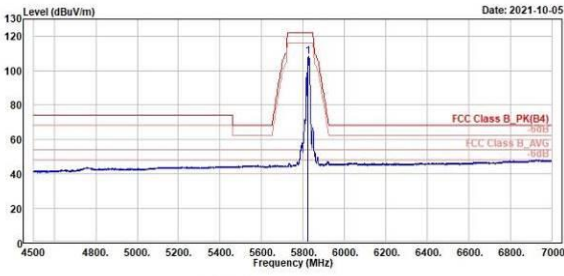
802.11ax HE20

CH 165 (Horizontal) Average

CH 165 (Vertical) Average



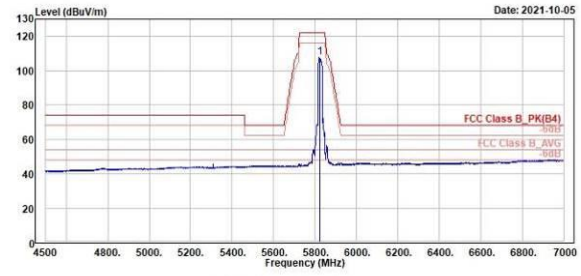
TUV Rheinland Taiwan Ltd.
No. 438-18, Sec 2, Fenliao, Linkou Dist., New Taipei City 244, Taiwan(R.O.C.)
Tel: +886-2172-1000 Fax: +886-2172-1322



Freq	Level	Read	Limit	Over	APos	TPos	Remark	Pol/Phase	Note
MHz	dBuV/m	dBuV	dB/m	dBuV/m	dB	cm	deg		
1 * 5825.00	108.34	64.52	43.82	54.00	54.34	359	313	Average	Horizontal



TUV Rheinland Taiwan Ltd.
No. 438-18, Sec 2, Fenliao, Linkou Dist., New Taipei City 244, Taiwan(R.O.C.)
Tel: +886-2172-1000 Fax: +886-2172-1322



Freq	Level	Read	Limit	Over	APos	TPos	Remark	Pol/Phase	Note
MHz	dBuV/m	dBuV	dB/m	dBuV/m	dB	cm	deg		
1 * 5825.00	107.55	63.73	43.82	54.00	53.55	387	360	Average	Vertical

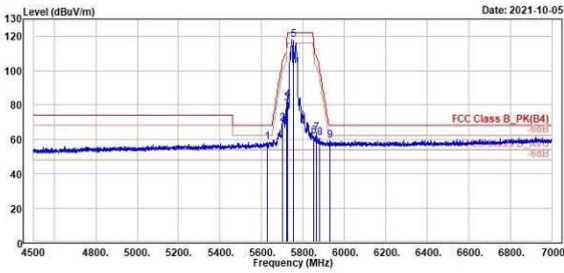
802.11ax HE40

CH 151 (Horizontal) Peak

CH 151 (Vertical) Peak



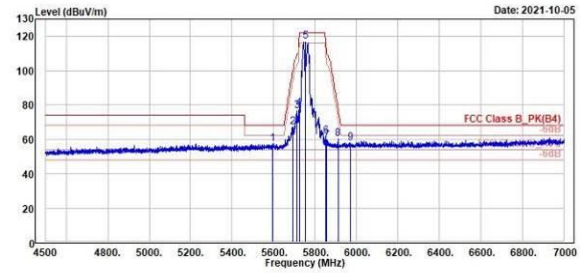
TÜV Rheinland Taiwan Ltd.
No. 438-18, Sec 2, Fenjiao, Linkou Dist., New Taipei City 244, Taiwan(R.O.C.)
Tel: +886-2172-1000 Fax: +886-2172-1322



Peak	Freq (MHz)	Level (dBuV/m)	Read Level (dBuV)	Factor (dB/m)	Limit Line (dBuV/m)	Over Limit (dB)	APos (cm)	TPos (deg)	Remark	Pol/Phase	Note
1	5626.00	58.42	14.92	43.50	68.20	-9.78	325	291	Peak	Horizontal	
2	5700.00	69.44	25.78	43.66	105.20	-35.76	325	291	Peak	Horizontal	
3	5720.00	81.20	37.52	43.68	110.80	-29.60	325	291	Peak	Horizontal	
4	5724.50	83.19	39.50	43.69	121.06	-37.87	325	291	Peak	Horizontal	
5	5755.00	118.02	74.31	43.71	122.20	-4.18	325	291	Peak	Horizontal	
6	5850.50	61.71	17.82	43.89	121.06	-59.35	325	291	Peak	Horizontal	
7	5853.50	63.82	19.89	43.93	108.42	-44.60	325	291	Peak	Horizontal	
8	5881.50	60.61	16.63	43.98	100.37	-39.76	325	291	Peak	Horizontal	
9	5928.50	59.50	15.33	44.17	68.20	-8.70	325	291	Peak	Horizontal	



TÜV Rheinland Taiwan Ltd.
No. 438-18, Sec 2, Fenjiao, Linkou Dist., New Taipei City 244, Taiwan(R.O.C.)
Tel: +886-2172-1000 Fax: +886-2172-1322



Peak	Freq (MHz)	Level (dBuV/m)	Read Level (dBuV)	Factor (dB/m)	Limit Line (dBuV/m)	Over Limit (dB)	APos (cm)	TPos (deg)	Remark	Pol/Phase	Note
1	5596.00	57.39	13.82	43.57	68.20	-10.81	304	358	Peak	Vertical	
2	5691.00	67.17	23.55	43.62	98.56	-31.39	304	358	Peak	Vertical	
3	5714.00	76.73	33.05	43.68	109.12	-32.39	304	358	Peak	Vertical	
4	5723.50	78.06	34.38	43.68	118.78	-40.72	304	358	Peak	Vertical	
5	5755.00	117.25	73.54	43.71	122.20	-4.95	304	358	Peak	Vertical	
6	5853.50	61.75	17.84	43.91	114.22	-52.47	304	358	Peak	Vertical	
7	5855.50	59.22	15.31	43.91	110.66	-51.44	304	358	Peak	Vertical	
8	5911.50	60.21	16.12	44.09	78.16	-17.95	304	358	Peak	Vertical	
9	5972.00	57.92	13.62	44.30	68.20	-10.28	304	358	Peak	Vertical	

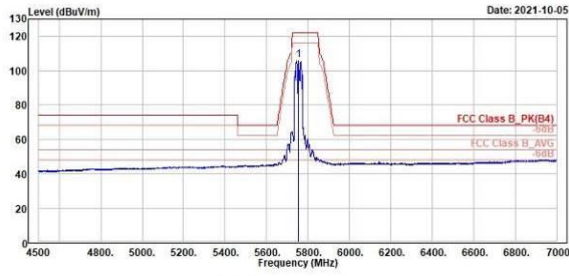
802.11ax HE40

CH 151 (Horizontal) Average

CH 151 (Vertical) Average



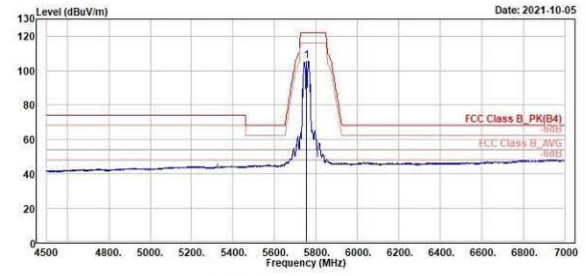
TÜV Rheinland Taiwan Ltd.
No. 438-18, Sec 2, Fenliao, Linkou Dist., New Taipei City 244, Taiwan(R.O.C.)
Tel: +886-2172-1000 Fax: +886-2172-1322



Freq	Level	Read	Limit	Over	APos	TPos	Remark	Pol/Phase	Note
MHz	dBuV/m	dBuV	dB/m	dBuV/m	dB	cm	deg		
1 * 5755.00	105.22	62.51	43.71	54.00	52.22	325	291 Average	Horizontal	



TÜV Rheinland Taiwan Ltd.
No. 438-18, Sec 2, Fenliao, Linkou Dist., New Taipei City 244, Taiwan(R.O.C.)
Tel: +886-2172-1000 Fax: +886-2172-1322



Freq	Level	Read	Limit	Over	APos	TPos	Remark	Pol/Phase	Note
MHz	dBuV/m	dBuV	dB/m	dBuV/m	dB	cm	deg		
1 * 5755.00	105.68	61.97	43.71	54.00	51.68	384	358 Average	Vertical	

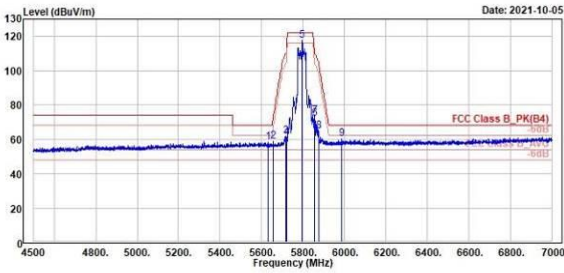
802.11ax HE40

CH 159 (Horizontal) Peak

CH 159 (Vertical) Peak



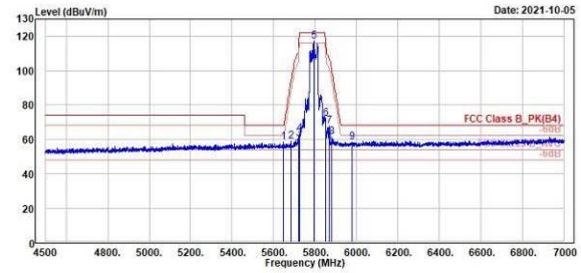
TÜV Rheinland Taiwan Ltd.
No. 438-18, Sec 2, Fenliao, Linkou Dist., New Taipei City 244, Taiwan(R.O.C.)
Tel: +886-2172-1000 Fax: +886-2172-1322



Peak	Freq (MHz)	Level (dBuV/m)	Read Level (dBuV)	Factor (dB/m)	Limit Line (dBuV/m)	Over Limit (dB)	APos (cm)	TPos (deg)	Remark	Pol/Phase	Note
1	5631.00	58.55	15.06	43.49	68.20	-9.65	323	293	Peak	Horizontal	
2	5654.50	58.68	15.23	43.45	71.54	-12.86	323	293	Peak	Horizontal	
3	5717.50	61.96	18.28	43.68	110.10	-48.14	323	293	Peak	Horizontal	
4	5720.00	61.52	17.84	43.68	110.80	-49.28	323	293	Peak	Horizontal	
5	5795.00	117.47	73.72	43.75	122.20	-4.73	323	293	Peak	Horizontal	
6	5854.50	72.19	28.28	43.91	111.94	-39.75	323	293	Peak	Horizontal	
7	5857.50	73.66	29.74	43.92	110.10	-36.44	323	293	Peak	Horizontal	
8	5875.00	64.60	20.64	43.96	105.20	-40.60	323	293	Peak	Horizontal	
9	5988.00	60.09	15.78	44.31	68.20	-8.11	323	293	Peak	Horizontal	



TÜV Rheinland Taiwan Ltd.
No. 438-18, Sec 2, Fenliao, Linkou Dist., New Taipei City 244, Taiwan(R.O.C.)
Tel: +886-2172-1000 Fax: +886-2172-1322



Peak	Freq (MHz)	Level (dBuV/m)	Read Level (dBuV)	Factor (dB/m)	Limit Line (dBuV/m)	Over Limit (dB)	APos (cm)	TPos (deg)	Remark	Pol/Phase	Note
1	5647.50	58.17	14.74	43.43	68.20	-10.03	301	357	Peak	Vertical	
2	5683.00	58.65	15.07	43.58	92.66	-34.01	301	357	Peak	Vertical	
3	5720.00	60.41	16.73	43.68	110.80	-50.39	301	357	Peak	Vertical	
4	5724.50	63.38	19.69	43.69	121.06	-57.68	301	357	Peak	Vertical	
5	5795.00	117.19	73.44	43.75	122.20	-5.01	301	357	Peak	Vertical	
6	5851.00	71.94	28.05	43.89	119.92	-47.98	301	357	Peak	Vertical	
7	5868.50	67.96	24.01	43.95	107.92	-39.96	301	357	Peak	Vertical	
8	5882.50	61.05	17.07	43.98	99.63	-38.58	301	357	Peak	Vertical	
9	5977.50	58.35	14.05	44.30	68.20	-9.85	301	357	Peak	Vertical	

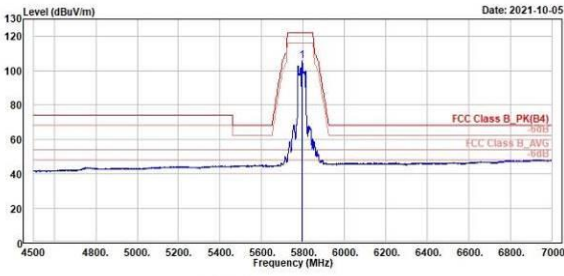
802.11ax HE40

CH 159 (Horizontal) Average

CH 159 (Vertical) Average



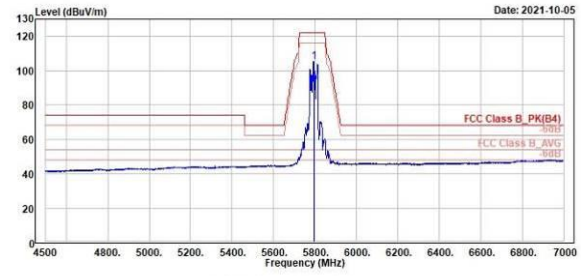
TÜV Rheinland Taiwan Ltd.
No. 438-18, Sec 2, Fenliao, Linkou Dist., New Taipei City 244, Taiwan(R.O.C.)
Tel: +886-2172-1000 Fax: +886-2172-1322



Read	Limit	Over	APos	TPos	Remark	Pol/Phase	Note
Freq	Level	Level	Line	Limit			
MHz	dBuV/m	dBuV	dB/m	dBuV/m	dB	cm	deg
1 * 5795.00	105.49	62.27	43.75	54.00	52.02	323	293 Average Horizontal



TÜV Rheinland Taiwan Ltd.
No. 438-18, Sec 2, Fenliao, Linkou Dist., New Taipei City 244, Taiwan(R.O.C.)
Tel: +886-2172-1000 Fax: +886-2172-1322



Read	Limit	Over	APos	TPos	Remark	Pol/Phase	Note
Freq	Level	Level	Line	Limit			
MHz	dBuV/m	dBuV	dB/m	dBuV/m	dB	cm	deg
1 * 5795.00	105.49	61.74	43.75	54.00	51.49	301	357 Average Vertical

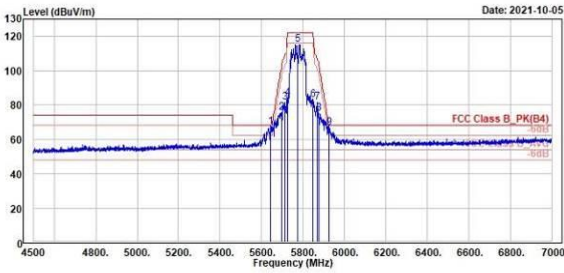
802.11ax HE80

CH 155 (Horizontal) Peak

CH 155 (Vertical) Peak



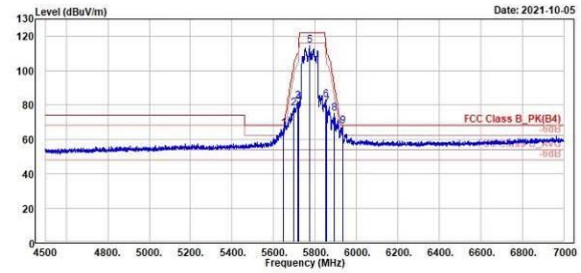
TÜV Rheinland Taiwan Ltd.
No. 438-18, Sec 2, Fenliao, Linkou Dist., New Taipei City 244, Taiwan(R.O.C.)
Tel: +886-2172-1000 Fax: +886-2172-1322



Peak	Freq (MHz)	Level (dBuV/m)	Read Level (dBuV)	Factor (dB/m)	Limit Line (dBuV/m)	Over Limit (dB)	APos (cm)	TPos (deg)	Remark	Pol/Phase	Note
1	5644.00	67.23	23.79	43.44	68.20	-0.97	350	321	Peak	Horizontal	
2	5695.00	75.76	32.12	43.64	101.51	-25.75	350	321	Peak	Horizontal	
3	5713.50	81.80	38.12	43.68	108.98	-27.18	350	321	Peak	Horizontal	
4	5724.00	83.95	40.26	43.69	119.92	-35.97	350	321	Peak	Horizontal	
5	5775.00	115.17	71.44	43.73	122.20	-7.03	350	321	Peak	Horizontal	
6	5850.00	83.21	39.32	43.89	122.20	-38.99	350	321	Peak	Horizontal	
7	5857.50	81.40	37.45	43.95	107.39	-25.99	350	321	Peak	Horizontal	
8	5877.50	75.12	31.14	43.98	103.34	-28.22	350	321	Peak	Horizontal	
9	5925.00	66.94	22.78	44.16	68.20	-1.26	350	321	Peak	Horizontal	



TÜV Rheinland Taiwan Ltd.
No. 438-18, Sec 2, Fenliao, Linkou Dist., New Taipei City 244, Taiwan(R.O.C.)
Tel: +886-2172-1000 Fax: +886-2172-1322



Peak	Freq (MHz)	Level (dBuV/m)	Read Level (dBuV)	Factor (dB/m)	Limit Line (dBuV/m)	Over Limit (dB)	APos (cm)	TPos (deg)	Remark	Pol/Phase	Note
1	5647.50	66.08	22.65	43.43	68.20	-2.12	304	358	Peak	Vertical	
2	5695.50	77.92	34.28	43.64	101.88	-23.96	304	358	Peak	Vertical	
3	5717.00	82.02	38.34	43.68	109.96	-27.94	304	358	Peak	Vertical	
4	5722.00	81.39	37.71	43.68	115.36	-33.97	304	358	Peak	Vertical	
5	5775.00	114.81	71.08	43.73	122.20	-7.39	304	358	Peak	Vertical	
6	5852.50	83.22	39.32	43.90	116.50	-33.28	304	358	Peak	Vertical	
7	5855.00	79.29	35.38	43.91	110.00	-31.51	304	358	Peak	Vertical	
8	5893.50	75.03	31.01	44.02	91.47	-16.44	304	358	Peak	Vertical	
9	5933.00	67.53	23.34	44.19	68.20	-0.67	304	358	Peak	Vertical	

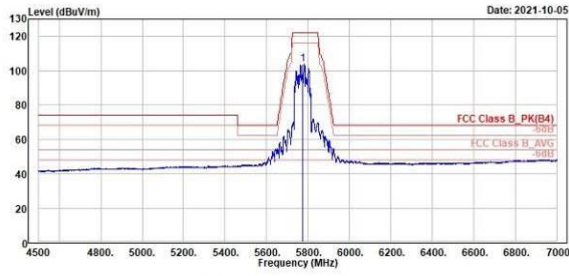
802.11ax HE80

CH 155 (Horizontal) Average

CH 155 (Vertical) Average



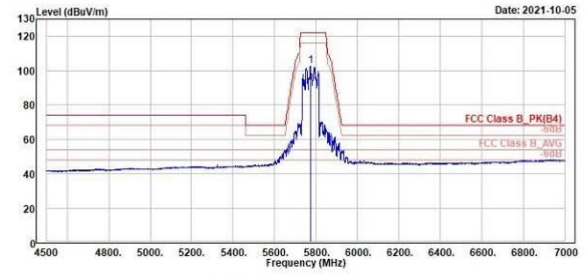
TÜV Rheinland Taiwan Ltd.
No. 438-18, Sec 2, Fenliao, Linkou Dist., New Taipei City 244, Taiwan(R.O.C.)
Tel: +886-2172-1000 Fax: +886-2172-1322



Read	Limit	Over	APos	TPos	Remark	Pol/Phase	Note
Freq	Level	Level	Line	Limit	dB	cm	deg
MHz	dBuV/m	dBuV	dB/m	dBuV/m			
1 * 5775.00	103.60	59.87	43.73	54.00	49.60	350	321 Average Horizontal

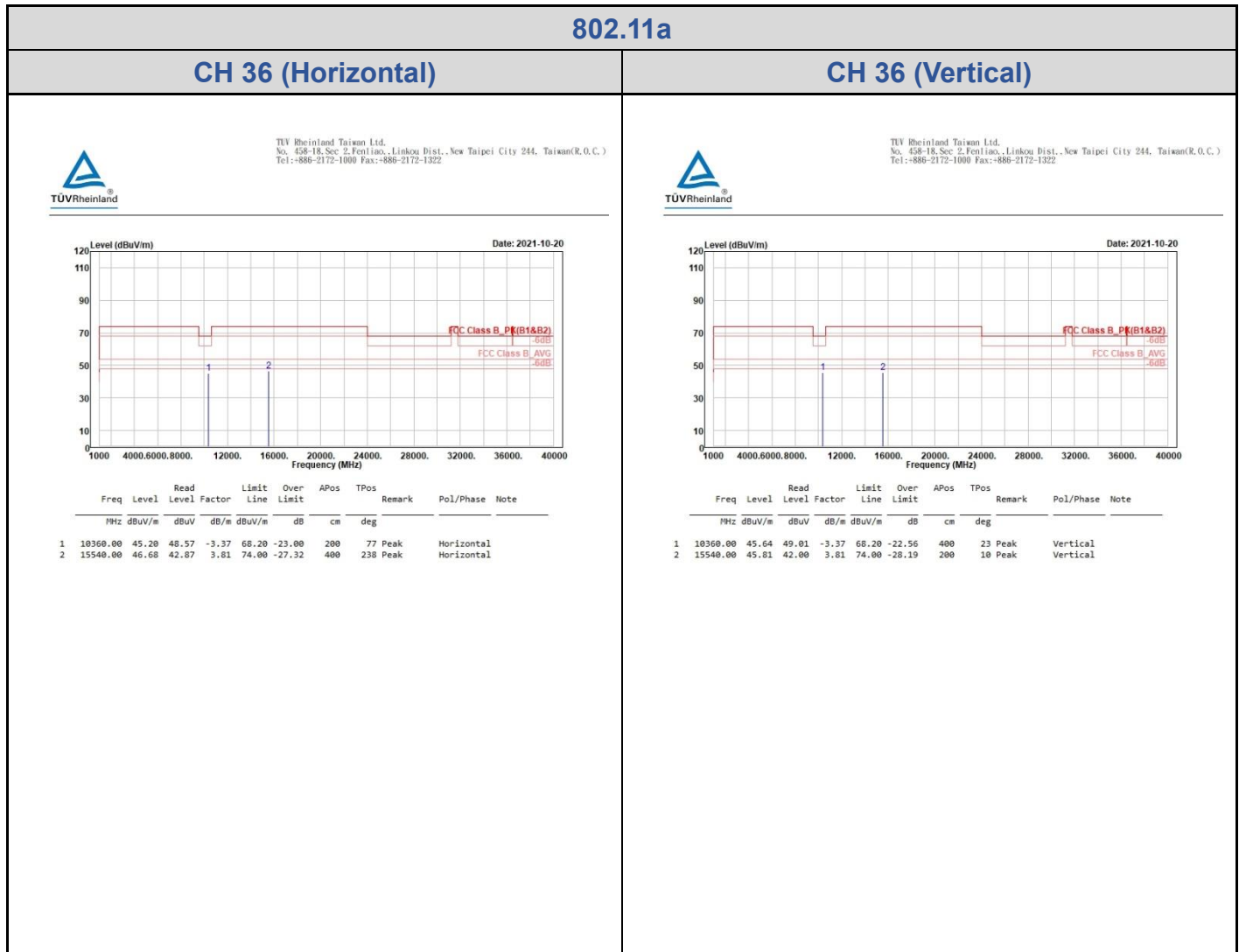


TÜV Rheinland Taiwan Ltd.
No. 438-18, Sec 2, Fenliao, Linkou Dist., New Taipei City 244, Taiwan(R.O.C.)
Tel: +886-2172-1000 Fax: +886-2172-1322



Read	Limit	Over	APos	TPos	Remark	Pol/Phase	Note
Freq	Level	Level	Line	Limit	dB	cm	deg
MHz	dBuV/m	dBuV	dB/m	dBuV/m			
1 * 5775.00	102.86	59.13	43.73	54.00	48.86	384	358 Average Vertical

Spurious Emissions, Tx Mode, 1GHz ~ 40GHz
U-NII-1



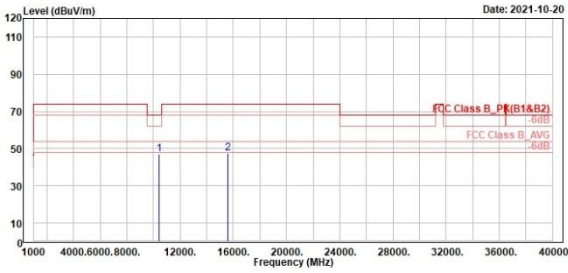
802.11a

CH 40 (Horizontal)

CH 40 (Vertical)



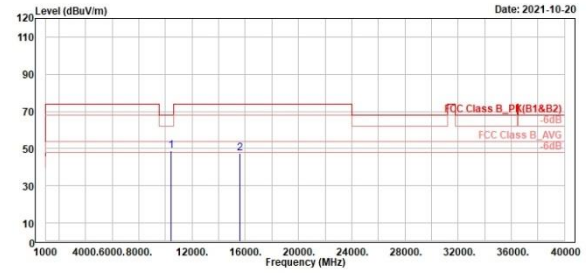
TÜV Rheinland Taiwan Ltd.
No. 438-18, Sec. 2, Penfiao, Linkou Dist., New Taipei City 244, Taiwan(R.O.C.)
Tel: +886-2172-1000 Fax: +886-2172-1322



Read	Limit	Over	APos	TPos	Remark	Pol/Phase	Note
Level	Line	Limit					
Factor							
dB/m	dBuV/m	dB	cm	deg			
58.28	68.28	-21.32	300	217	Peak	Horizontal	
43.70	74.00	-26.58	120	368	Peak	Horizontal	



TÜV Rheinland Taiwan Ltd.
No. 438-18, Sec. 2, Penfiao, Linkou Dist., New Taipei City 244, Taiwan(R.O.C.)
Tel: +886-2172-1000 Fax: +886-2172-1322



Read	Limit	Over	APos	TPos	Remark	Pol/Phase	Note
Level	Line	Limit					
Factor							
dB/m	dBuV/m	dB	cm	deg			
52.81	68.28	-19.51	300	347	Peak	Vertical	
43.54	74.00	-26.74	210	159	Peak	Vertical	

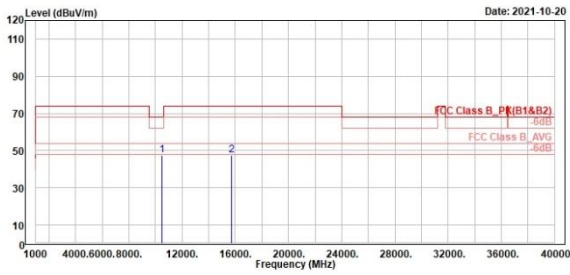
802.11a

CH 48 (Horizontal)

CH 48 (Vertical)



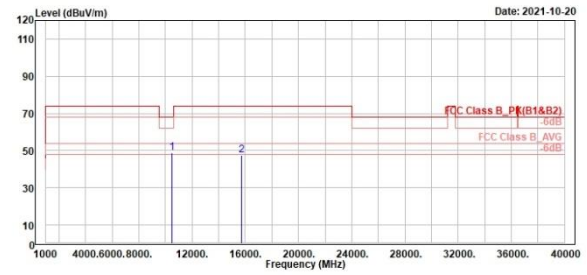
TÜV Rheinland Taiwan Ltd.
No. 438-18, Sec. 2, Penfiao, Linkou Dist., New Taipei City 244, Taiwan(R.O.C.)
Tel: +886-2172-1000 Fax: +886-2172-1322



Read	Limit	Over	APos	TPos	Remark	Pol/Phase	Note
Level	Line	Limit					
Factor	Factor	Factor	cm	deg			
dBuV	dB/m	dBuV/m	dB	cm	deg		
1 10480.00	47.31	58.45	-3.14	68.20	-20.89	400	299 Peak Horizontal
2 15720.00	47.64	43.44	4.20	74.00	-26.36	200	197 Peak Horizontal



TÜV Rheinland Taiwan Ltd.
No. 438-18, Sec. 2, Penfiao, Linkou Dist., New Taipei City 244, Taiwan(R.O.C.)
Tel: +886-2172-1000 Fax: +886-2172-1322



Read	Limit	Over	APos	TPos	Remark	Pol/Phase	Note
Level	Line	Limit					
Factor	Factor	Factor	cm	deg			
dBuV	dB/m	dBuV/m	dB	cm	deg		
1 10480.00	49.03	52.17	-3.14	68.20	-19.17	100	347 Peak Vertical
2 15720.00	47.23	43.03	4.20	74.00	-26.77	400	138 Peak Vertical

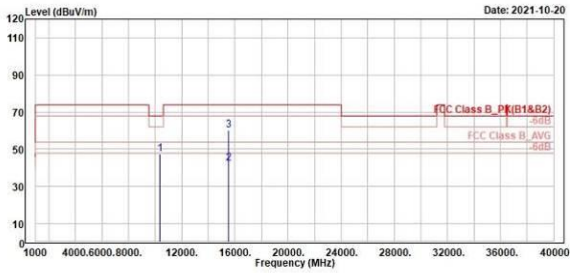
802.11ac VHT20

CH 36 (Horizontal)

CH 36 (Vertical)



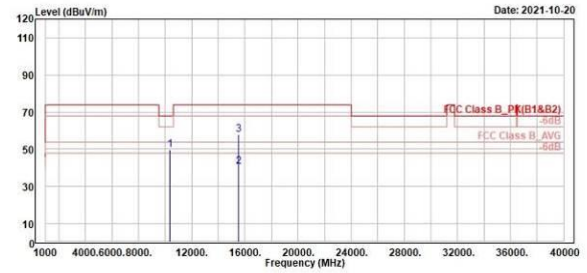
TUV Rheinland Taiwan Ltd.
No. 438-18, Sec 2, Fenliao, Linkou Dist., New Taipei City 244, Taiwan(R.O.C.)
Tel: +886-2172-1000 Fax: +886-2172-1322



Freq	Level	Read	Limit	Over	APos	TPos	Remark	Pol/Phase	Note
MHz	dBuV/m	dBuV	dB/m	dBuV/m	dB	cm	deg		
1	10360.00	47.49	58.85	-3.37	68.20	200	299 Peak	Horizontal	
2	15540.00	42.33	38.52	3.81	54.00	192	65 Average	Horizontal	
3	15540.00	60.15	56.34	3.81	74.00	182	65 Peak	Horizontal	



TUV Rheinland Taiwan Ltd.
No. 438-18, Sec 2, Fenliao, Linkou Dist., New Taipei City 244, Taiwan(R.O.C.)
Tel: +886-2172-1000 Fax: +886-2172-1322



Freq	Level	Read	Limit	Over	APos	TPos	Remark	Pol/Phase	Note
MHz	dBuV/m	dBuV	dB/m	dBuV/m	dB	cm	deg		
1	10360.00	49.59	52.96	-3.37	68.20	180	7 Peak	Vertical	
2	15540.00	40.60	35.79	3.81	54.00	191	358 Average	Vertical	
3	15540.00	57.96	54.15	3.81	74.00	181	358 Peak	Vertical	

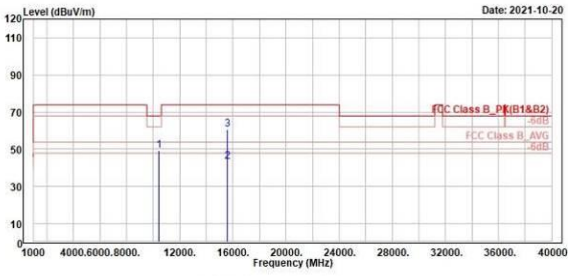
802.11ac VHT20

CH 40 (Horizontal)

CH 40 (Vertical)



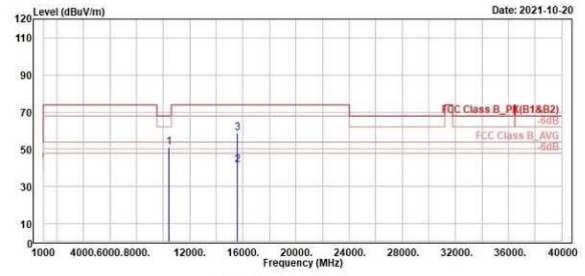
TÜV Rheinland Taiwan Ltd.
No. 438-18, Sec 2, Fenliao, Linkou Dist., New Taipei City 244, Taiwan(R.O.C.)
Tel: +886-2172-1000 Fax: +886-2172-1322



Freq	Level	Read	Limit	Over	APos	TPos	Remark	Pol/Phase	Note
MHz	dBuV/m	dBuV	dB/m	dBuV/m	dB	cm	deg		
1	10400.00	49.32	53.64	-3.32	68.20	-18.88	100	42 Peak	Horizontal
2	15600.00	43.45	39.73	3.72	54.00	-10.55	200	295 Average	Horizontal
3	15600.00	60.91	57.19	3.72	74.00	-13.09	200	295 Peak	Horizontal



TÜV Rheinland Taiwan Ltd.
No. 438-18, Sec 2, Fenliao, Linkou Dist., New Taipei City 244, Taiwan(R.O.C.)
Tel: +886-2172-1000 Fax: +886-2172-1322



Freq	Level	Read	Limit	Over	APos	TPos	Remark	Pol/Phase	Note
MHz	dBuV/m	dBuV	dB/m	dBuV/m	dB	cm	deg		
1	10400.00	51.27	54.59	-3.32	68.20	-16.93	200	360 Peak	Vertical
2	15600.00	41.68	37.96	3.72	54.00	-12.32	200	2 Average	Vertical
3	15600.00	59.07	55.35	3.72	74.00	-14.93	200	2 Peak	Vertical

802.11ac VHT20

CH 48 (Horizontal)

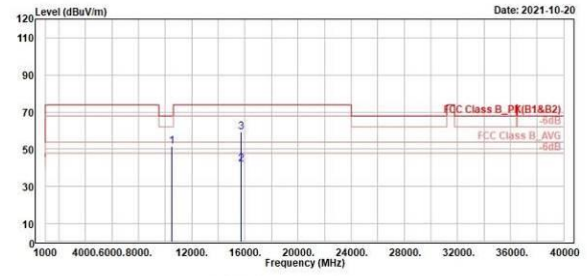
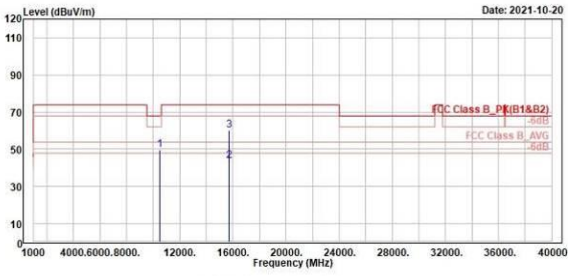
CH 48 (Vertical)



TUV Rheinland Taiwan Ltd.
No. 438-18, Sec 2, Fenliao, Linkou Dist., New Taipei City 244, Taiwan(R.O.C.)
Tel: +886-2172-1000 Fax: +886-2172-1322



TUV Rheinland Taiwan Ltd.
No. 438-18, Sec 2, Fenliao, Linkou Dist., New Taipei City 244, Taiwan(R.O.C.)
Tel: +886-2172-1000 Fax: +886-2172-1322



Freq	Level	Read	Limit	Over	APos	TPos	Remark	Pol/Phase	Note
MHz	dBuV/m	dBuV	dB/m	dBuV/m	dB	cm	deg		
1	10480.00	49.72	53.85	-3.14	68.20	-18.48	300	296 Peak	Horizontal
2	15720.00	43.61	39.41	4.20	54.00	-10.39	100	28 Average	Horizontal
3	15720.00	60.25	56.05	4.20	74.00	-13.75	100	28 Peak	Horizontal

Freq	Level	Read	Limit	Over	APos	TPos	Remark	Pol/Phase	Note
MHz	dBuV/m	dBuV	dB/m	dBuV/m	dB	cm	deg		
1	10480.00	51.30	54.52	-3.14	68.20	-16.82	100	360 Peak	Vertical
2	15720.00	41.92	37.62	4.20	54.00	-12.18	120	349 Average	Vertical
3	15720.00	59.15	54.95	4.20	74.00	-14.85	120	349 Peak	Vertical

802.11ac VHT40

CH 38 (Horizontal)

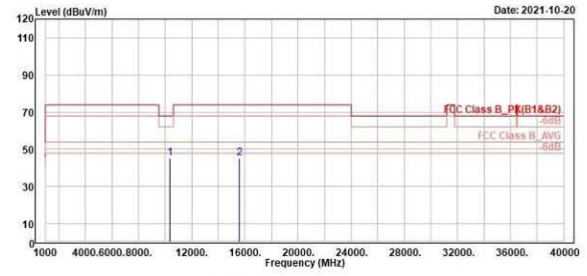
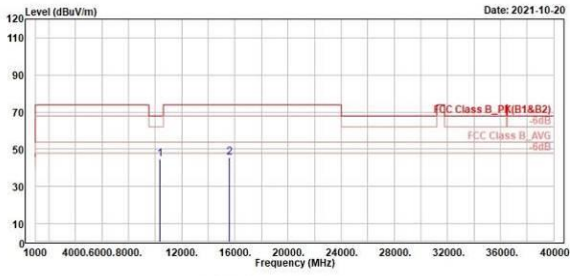
CH 38 (Vertical)



TÜV Rheinland Taiwan Ltd.
No. 438-18, Sec 2, Fenliao, Linkou Dist., New Taipei City 244, Taiwan(R.O.C.)
Tel: +886-2172-1000 Fax: +886-2172-1322



TÜV Rheinland Taiwan Ltd.
No. 438-18, Sec 2, Fenliao, Linkou Dist., New Taipei City 244, Taiwan(R.O.C.)
Tel: +886-2172-1000 Fax: +886-2172-1322



Peak	Freq (MHz)	Level (dBuV/m)	Read Level (dBuV)	Factor (dB/m)	Limit Line (dBuV/m)	Over Limit (dB)	APos (cm)	TPos (deg)	Remark	Pol/Phase	Note
1	10380.00	44.59	47.94	-3.35	68.20	-23.61	400	243	Peak	Horizontal	
2	15570.00	45.76	42.00	3.76	74.00	-28.24	200	343	Peak	Horizontal	

Peak	Freq (MHz)	Level (dBuV/m)	Read Level (dBuV)	Factor (dB/m)	Limit Line (dBuV/m)	Over Limit (dB)	APos (cm)	TPos (deg)	Remark	Pol/Phase	Note
1	10380.00	45.04	48.39	-3.35	68.20	-23.16	100	345	Peak	Vertical	
2	15570.00	45.27	41.51	3.76	74.00	-28.73	200	217	Peak	Vertical	

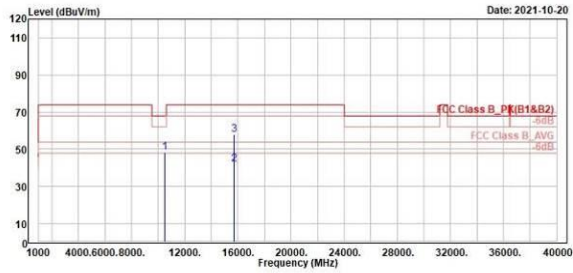
802.11ac VHT40

CH 46 (Horizontal)

CH 46 (Vertical)



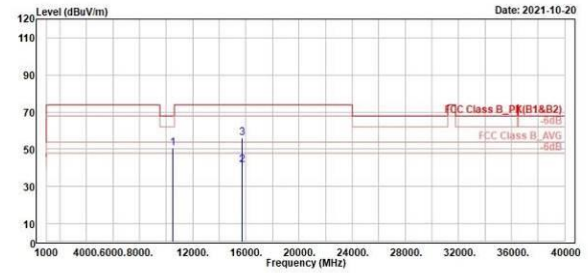
TUV Rheinland Taiwan Ltd.
No. 438-18, Sec 2, Fenliao, Linkou Dist., New Taipei City 244, Taiwan(R.O.C.)
Tel: +886-2172-1000 Fax: +886-2172-1322



Freq	Level	Read	Limit	Over	APos	TPos	Remark	Pol/Phase	Note
MHz	dBuV/m	dBuV	dB/m	dBuV/m	dB	cm	deg		
1	10460.00	48.29	51.47	-3.18	68.20	-19.91	200	92 Peak	Horizontal
2	15690.00	41.98	37.86	4.12	54.00	-12.02	200	360 Average	Horizontal
3	15690.00	57.98	53.86	4.12	74.00	-16.02	200	360 Peak	Horizontal



TUV Rheinland Taiwan Ltd.
No. 438-18, Sec 2, Fenliao, Linkou Dist., New Taipei City 244, Taiwan(R.O.C.)
Tel: +886-2172-1000 Fax: +886-2172-1322



Freq	Level	Read	Limit	Over	APos	TPos	Remark	Pol/Phase	Note
MHz	dBuV/m	dBuV	dB/m	dBuV/m	dB	cm	deg		
1	10460.00	50.52	53.78	-3.18	68.20	-17.68	316	360 Peak	Vertical
2	15690.00	41.71	37.59	4.12	54.00	-12.29	111	360 Average	Vertical
3	15690.00	55.96	51.84	4.12	74.00	-18.04	111	360 Peak	Vertical

802.11ac VHT80

CH 42 (Horizontal)

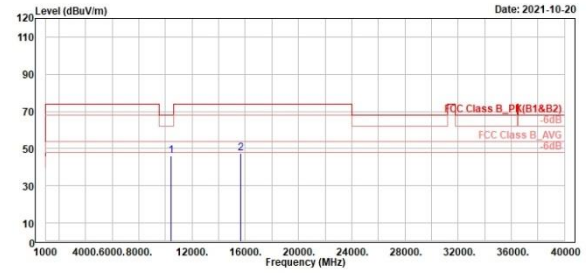
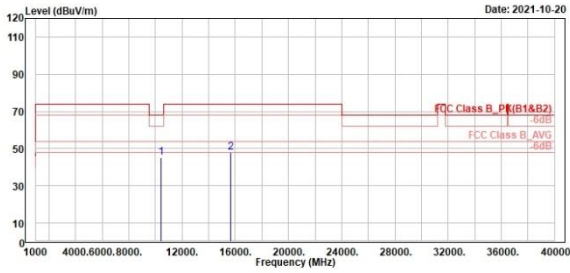
CH 42 (Vertical)



TÜV Rheinland Taiwan Ltd.
No. 438-18, Sec. 2, Penfiao, Linkou Dist., New Taipei City 244, Taiwan(R.O.C.)
Tel: +886-2172-1000 Fax: +886-2172-1322



TÜV Rheinland Taiwan Ltd.
No. 438-18, Sec. 2, Penfiao, Linkou Dist., New Taipei City 244, Taiwan(R.O.C.)
Tel: +886-2172-1000 Fax: +886-2172-1322



Read	Limit	Over	APos	TPos	Remark	Pol/Phase	Note
Level	Line	Limit					
Factor	Factor	Factor					
dB/m	dB/m	dB	cm	deg			
45.32	48.60	-3.28	68.20	-22.88	300	354 Peak	Horizontal
48.01	44.16	3.85	74.00	-25.99	400	9 Peak	Horizontal

Read	Limit	Over	APos	TPos	Remark	Pol/Phase	Note
Level	Line	Limit					
Factor	Factor	Factor					
dB/m	dB/m	dB	cm	deg			
46.16	49.44	-3.28	68.20	-22.04	200	351 Peak	Vertical
47.61	43.76	3.85	74.00	-26.39	400	58 Peak	Vertical

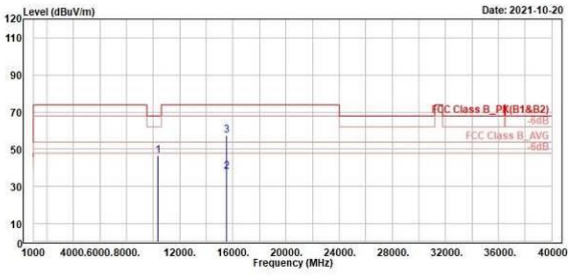
802.11ax HE20

CH 36 (Horizontal)

CH 36 (Vertical)



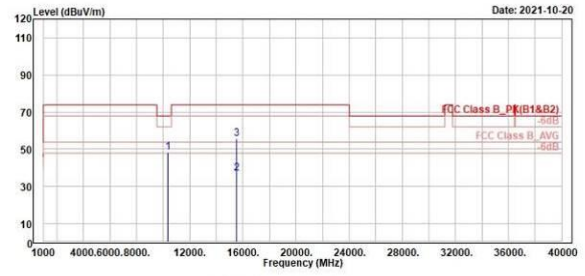
TUV Rheinland Taiwan Ltd.
No. 438-18, Sec 2, Fenliao, Linkou Dist., New Taipei City 244, Taiwan(R.O.C.)
Tel: +886-2172-1000 Fax: +886-2172-1322



Freq	Level	Read	Limit	Over	APos	TPos	Remark	Pol/Phase	Note
MHz	dBuV/m	dBuV	dB/m	dBuV/m	dB	cm	deg		
1	10360.00	46.61	49.88	-3.27	68.20	-21.59	295 Peak	Horizontal	
2	15540.00	37.75	33.94	3.81	54.00	-16.25	100 51 Average	Horizontal	
3	15540.00	57.64	53.83	3.81	74.00	-16.36	100 51 Peak	Horizontal	



TUV Rheinland Taiwan Ltd.
No. 438-18, Sec 2, Fenliao, Linkou Dist., New Taipei City 244, Taiwan(R.O.C.)
Tel: +886-2172-1000 Fax: +886-2172-1322



Freq	Level	Read	Limit	Over	APos	TPos	Remark	Pol/Phase	Note
MHz	dBuV/m	dBuV	dB/m	dBuV/m	dB	cm	deg		
1	10360.00	48.28	51.65	-3.27	68.20	-19.92	400 21 Peak	Vertical	
2	15540.00	37.10	33.29	3.81	54.00	-16.90	300 36 Average	Vertical	
3	15540.00	55.88	52.07	3.81	74.00	-18.12	300 36 Peak	Vertical	

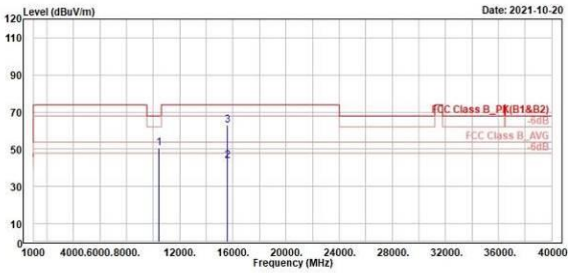
802.11ax HE20

CH 40 (Horizontal)

CH 40 (Vertical)



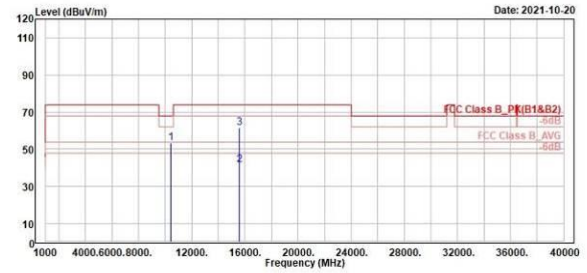
TÜV Rheinland Taiwan Ltd.
No. 438-18, Sec 2, Fenliao, Linkou Dist., New Taipei City 244, Taiwan(R.O.C.)
Tel: +886-2172-1000 Fax: +886-2172-1322



Freq	Level	Read	Limit	Over	APos	TPos	Remark	Pol/Phase	Note
MHz	dBuV/m	dBuV	dB/m	dBuV/m	dB	cm	deg		
1	10400.00	50.72	54.04	-3.32	68.20	-17.48	300	0 Peak	Horizontal
2	15600.00	43.84	40.12	3.72	54.00	-10.16	191	74 Average	Horizontal
3	15600.00	62.96	59.24	3.72	74.00	-11.04	181	74 Peak	Horizontal



TÜV Rheinland Taiwan Ltd.
No. 438-18, Sec 2, Fenliao, Linkou Dist., New Taipei City 244, Taiwan(R.O.C.)
Tel: +886-2172-1000 Fax: +886-2172-1322



Freq	Level	Read	Limit	Over	APos	TPos	Remark	Pol/Phase	Note
MHz	dBuV/m	dBuV	dB/m	dBuV/m	dB	cm	deg		
1	10400.00	53.26	55.58	-3.32	68.20	-14.94	144	296 Peak	Vertical
2	15600.00	41.66	37.94	3.72	54.00	-12.34	182	355 Average	Vertical
3	15600.00	61.45	57.73	3.72	74.00	-12.55	182	355 Peak	Vertical

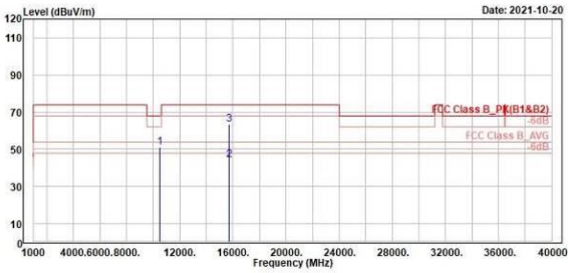
802.11ax HE20

CH 48 (Horizontal)

CH 48 (Vertical)



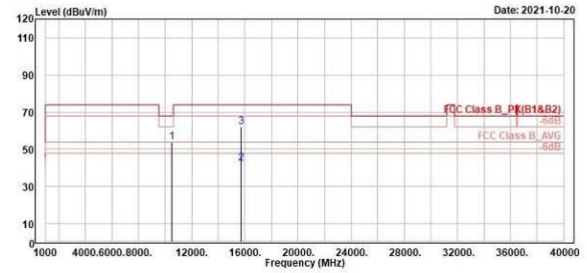
TUV Rheinland Taiwan Ltd.
No. 438-18, Sec 2, Fenliao, Linkou Dist., New Taipei City 244, Taiwan(R.O.C.)
Tel: +886-2172-1000 Fax: +886-2172-1322



Read	Limit	Over	APos	TPos	Remark	Pol/Phase	Note
Level	Line	Limit					
Factor							
dBuV	dB/m	dBuV/m	dB	cm	deg		
54.27	-3.14	68.20	-17.07	100	38 Peak	Horizontal	
40.21	4.20	54.00	-9.50	227	135 Average	Horizontal	
59.30	4.20	74.00	-10.50	227	135 Peak	Horizontal	



TUV Rheinland Taiwan Ltd.
No. 438-18, Sec 2, Fenliao, Linkou Dist., New Taipei City 244, Taiwan(R.O.C.)
Tel: +886-2172-1000 Fax: +886-2172-1322



Read	Limit	Over	APos	TPos	Remark	Pol/Phase	Note
Level	Line	Limit					
Factor							
dBuV	dB/m	dBuV/m	dB	cm	deg		
53.61	-3.14	68.20	-14.50	200	328 Peak	Vertical	
42.35	4.20	54.00	-11.65	349	345 Average	Vertical	
57.80	4.20	74.00	-12.00	349	345 Peak	Vertical	

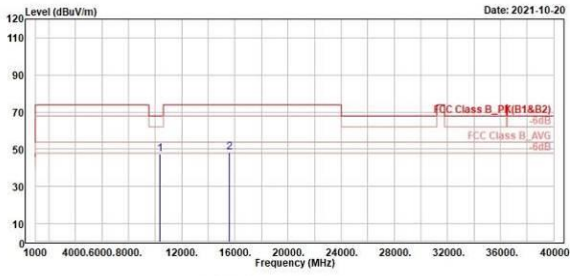
802.11ax HE40

CH 38 (Horizontal)

CH 38 (Vertical)



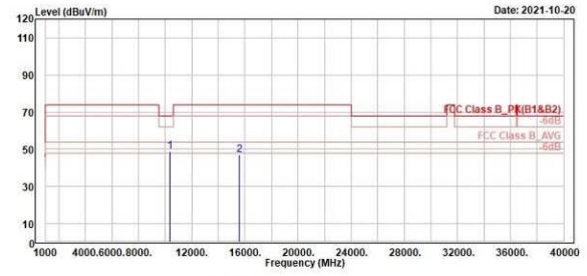
TÜV Rheinland Taiwan Ltd.
No. 438-18, Sec 2, Fenliao, Linkou Dist., New Taipei City 244, Taiwan(R.O.C.)
Tel: +886-2172-1000 Fax: +886-2172-1322



Read	Limit	Over	APos	TPos	Remark	Pol/Phase	Note
Level	Line	Limit					
Factor							
dBuV	dB/m	dBuV/m	dB	cm	deg		
1	10380.00	47.35	50.70	-3.35	68.20	-20.85	225 348 Peak Horizontal
2	15570.00	48.44	44.68	3.76	74.00	-25.56	357 25 Peak Horizontal



TÜV Rheinland Taiwan Ltd.
No. 438-18, Sec 2, Fenliao, Linkou Dist., New Taipei City 244, Taiwan(R.O.C.)
Tel: +886-2172-1000 Fax: +886-2172-1322



Read	Limit	Over	APos	TPos	Remark	Pol/Phase	Note
Level	Line	Limit					
Factor							
dBuV	dB/m	dBuV/m	dB	cm	deg		
1	10380.00	49.02	52.37	-3.35	68.20	-19.18	300 134 Peak Vertical
2	15570.00	46.93	43.17	3.76	74.00	-27.07	200 257 Peak Vertical

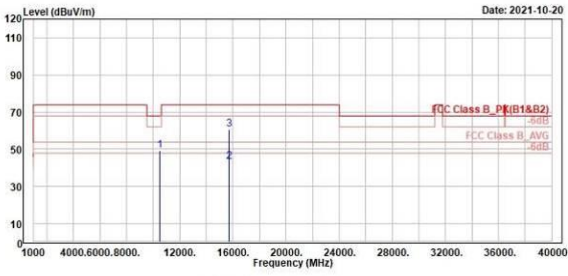
802.11ax HE40

CH 46 (Horizontal)

CH 46 (Vertical)



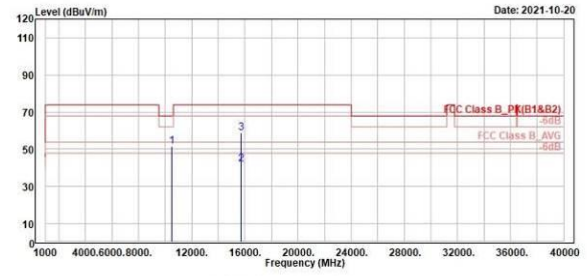
TÜV Rheinland Taiwan Ltd.
No. 438-18, Sec 2, Fenliao, Linkou Dist., New Taipei City 244, Taiwan(R.O.C.)
Tel: +886-2172-1000 Fax: +886-2172-1322



Freq	Level	Read	Limit	Over	APos	TPos	Remark	Pol/Phase	Note
MHz	dBuV/m	dBuV	dB/m	dBuV/m	dB	cm	deg		
1	10460.00	49.38	52.48	-3.18	68.20	-18.90	200	130 Peak	Horizontal
2	15690.00	43.22	39.18	4.12	54.00	-10.78	212	360 Average	Horizontal
3	15690.00	60.84	56.72	4.12	74.00	-13.16	212	360 Peak	Horizontal



TÜV Rheinland Taiwan Ltd.
No. 438-18, Sec 2, Fenliao, Linkou Dist., New Taipei City 244, Taiwan(R.O.C.)
Tel: +886-2172-1000 Fax: +886-2172-1322



Freq	Level	Read	Limit	Over	APos	TPos	Remark	Pol/Phase	Note
MHz	dBuV/m	dBuV	dB/m	dBuV/m	dB	cm	deg		
1	10460.00	51.41	54.59	-3.18	68.20	-16.79	200	360 Peak	Vertical
2	15690.00	42.00	37.88	4.12	54.00	-12.00	161	360 Average	Vertical
3	15690.00	58.86	54.74	4.12	74.00	-15.14	161	360 Peak	Vertical

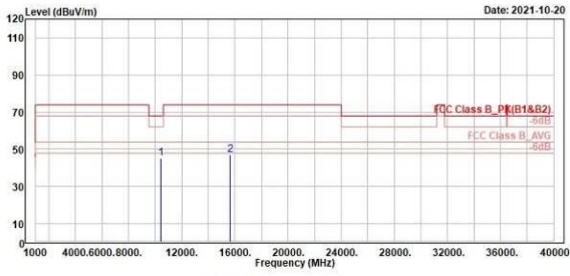
802.11ax HE80

CH 42 (Horizontal)

CH 42 (Vertical)



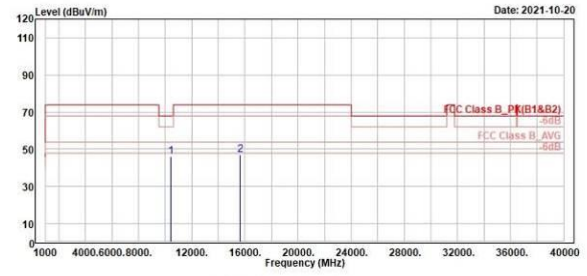
TUV Rheinland Taiwan Ltd.
No. 438-18, Sec 2, Fenliao, Linkou Dist., New Taipei City 244, Taiwan(R.O.C.)
Tel: +886-2172-1000 Fax: +886-2172-1322



Line	Freq	Level	Read	Level	Factor	Limit	Over	APos	TPos	Remark	Pol/Phase	Note
	MHz	dBuV/m	dBuV	dB/m	dBuV/m	dB	cm	deg				
1	10420.00	45.17	48.45	-3.28	68.20	-23.03	200	42	Peak	Horizontal		
2	15630.00	47.10	43.25	3.85	74.00	-26.90	252	21	Peak	Horizontal		



TUV Rheinland Taiwan Ltd.
No. 438-18, Sec 2, Fenliao, Linkou Dist., New Taipei City 244, Taiwan(R.O.C.)
Tel: +886-2172-1000 Fax: +886-2172-1322



Line	Freq	Level	Read	Level	Factor	Limit	Over	APos	TPos	Remark	Pol/Phase	Note
	MHz	dBuV/m	dBuV	dB/m	dBuV/m	dB	cm	deg				
1	10420.00	46.00	49.28	-3.28	68.20	-22.20	100	343	Peak	Vertical		
2	15630.00	47.08	43.23	3.85	74.00	-26.92	200	317	Peak	Vertical		

U-NII-3

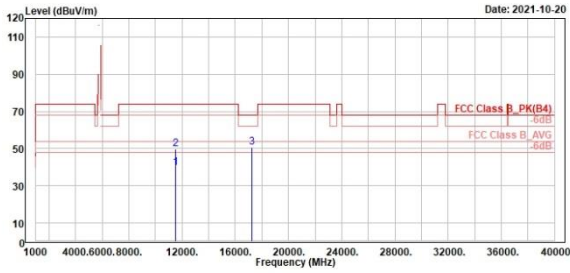
802.11a

CH 149 (Horizontal)

CH 149 (Vertical)



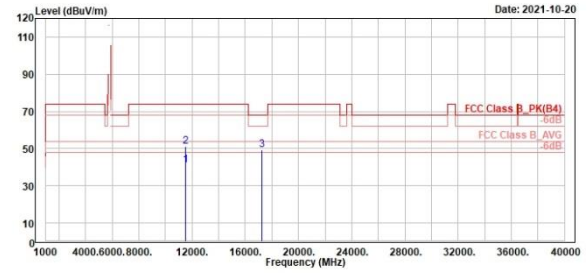
TÜV Rheinland Taiwan Ltd.
No. 438-18, Sec. 2, Penfiao, Linkou Dist., New Taipei City 244, Taiwan(R.O.C.)
Tel: +886-2172-1000 Fax: +886-2172-1322



Read	Limit	Over	APos	TPos	Remark	Pol/Phase	Note			
Level	Line	Limit								
Factor										
dB/m	dBuV/m	dB	cm	deg						
1	11490.00	39.78	41.06	-1.28	54.00	-14.22	218	385 Average	Horizontal	
2	11490.00	49.63	51.11	-1.28	74.00	-24.17	218	385 Peak	Horizontal	
3	17235.00	50.52	43.79	6.73	68.20	-17.68	100	96 Peak	Horizontal	



TÜV Rheinland Taiwan Ltd.
No. 438-18, Sec. 2, Penfiao, Linkou Dist., New Taipei City 244, Taiwan(R.O.C.)
Tel: +886-2172-1000 Fax: +886-2172-1322



Read	Limit	Over	APos	TPos	Remark	Pol/Phase	Note			
Level	Line	Limit								
Factor										
dB/m	dBuV/m	dB	cm	deg						
1	11490.00	41.01	42.29	-1.28	54.00	-12.99	159	359 Average	Vertical	
2	11490.00	51.21	52.49	-1.28	74.00	-22.79	159	359 Peak	Vertical	
3	17235.00	49.25	42.52	6.73	68.20	-18.95	326	360 Peak	Vertical	

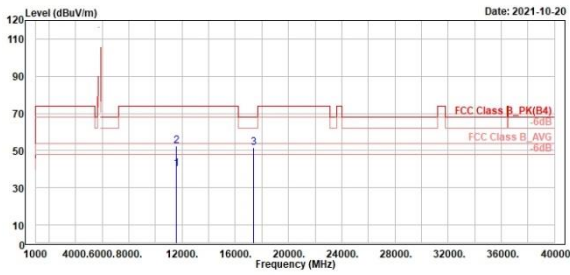
802.11a

CH 157 (Horizontal)

CH 157 (Vertical)



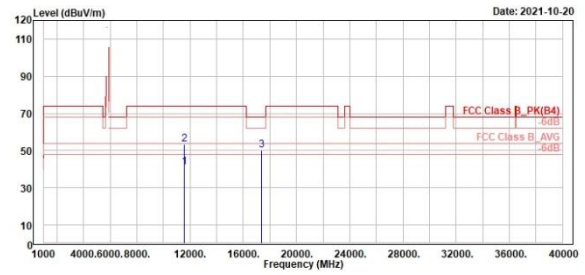
TÜV Rheinland Taiwan Ltd.
No. 438-18, Sec. 2, Fenfiao, Linkou Dist., New Taipei City 244, Taiwan(R.O.C.)
Tel: +886-2172-1000 Fax: +886-2172-1322



Read	Limit	Over	APos	TPos	Remark	Pol/Phase	Note				
Level	Line	Limit	cm	deg							
Factor	dB/m	dB									
dBuV	dB/m	dBuV/m	cm	deg							
1	11578.00	48.06	41.20	-1.14	54.00	-13.94	182	56	Average	Horizontal	
2	11578.00	52.28	53.42	-1.14	74.00	-21.72	182	56	Peak	Horizontal	
3	17355.00	51.65	44.63	7.02	68.20	-16.55	100	71	Peak	Horizontal	



TÜV Rheinland Taiwan Ltd.
No. 438-18, Sec. 2, Fenfiao, Linkou Dist., New Taipei City 244, Taiwan(R.O.C.)
Tel: +886-2172-1000 Fax: +886-2172-1322



Read	Limit	Over	APos	TPos	Remark	Pol/Phase	Note				
Level	Line	Limit	cm	deg							
Factor	dB/m	dB									
dBuV	dB/m	dBuV/m	cm	deg							
1	11578.00	41.27	42.41	-1.14	54.00	-12.73	167	359	Average	Vertical	
2	11578.00	53.52	54.66	-1.14	74.00	-20.48	167	359	Peak	Vertical	
3	17355.00	50.23	43.21	7.02	68.20	-17.97	100	360	Peak	Vertical	

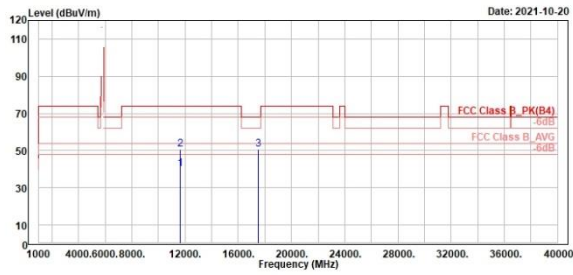
802.11a

CH 165 (Horizontal)

CH 165 (Vertical)



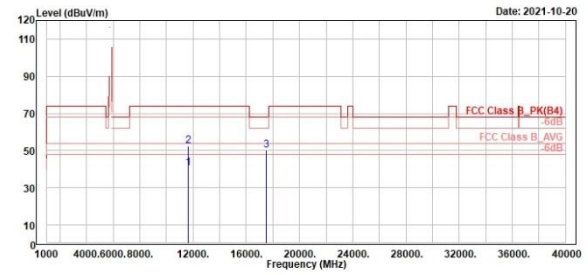
TÜV Rheinland Taiwan Ltd.
No. 438-18, Sec. 2, Fenfiao, Linkou Dist., New Taipei City 244, Taiwan(R.O.C.)
Tel: +886-2172-1000 Fax: +886-2172-1322



Read	Limit	Over	APos	TPos	Remark	Pol/Phase	Note
Level	Line	Limit					
Factor							
dB/m	dBuV/m	dB	cm	deg			
40.94	54.00	-14.00	197	298	Average	Horizontal	
51.55	74.00	-23.39	197	298	Peak	Horizontal	
43.38	68.20	-17.59	100	1	Peak	Horizontal	



TÜV Rheinland Taiwan Ltd.
No. 438-18, Sec. 2, Fenfiao, Linkou Dist., New Taipei City 244, Taiwan(R.O.C.)
Tel: +886-2172-1000 Fax: +886-2172-1322



Read	Limit	Over	APos	TPos	Remark	Pol/Phase	Note
Level	Line	Limit					
Factor							
dB/m	dBuV/m	dB	cm	deg			
41.56	54.00	-13.38	175	12	Average	Vertical	
53.39	74.00	-21.64	175	12	Peak	Vertical	
42.82	68.20	-18.15	100	58	Peak	Vertical	

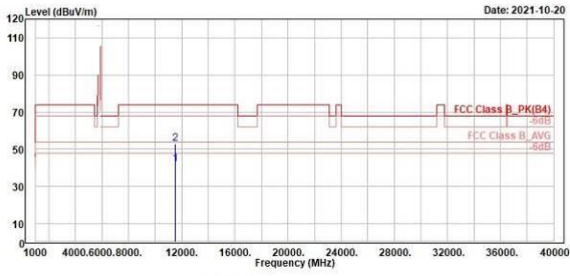
802.11ac VHT20

CH 149 (Horizontal)

CH 149 (Vertical)



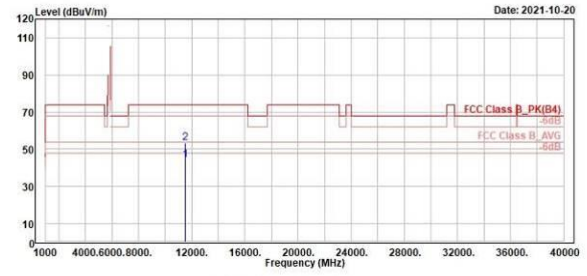
TUV Rheinland Taiwan Ltd.
No. 438-18, Sec 2, Fenliao, Linkou Dist., New Taipei City 244, Taiwan(R.O.C.)
Tel: +886-2172-1000 Fax: +886-2172-1322



Line	Freq	Level	Read Level	Factor	Limit Line	Over Limit	APos	TPos	Remark	Pol/Phase	Note
	MHz	dBuV/m	dBuV	dB/m	dBuV/m	dB	cm	deg			
1	11490.00	41.91	43.19	-1.28	54.00	-12.09	112	122	Average	Horizontal	
2	11490.00	53.12	54.40	-1.28	74.00	-20.88	112	122	Peak	Horizontal	



TUV Rheinland Taiwan Ltd.
No. 438-18, Sec 2, Fenliao, Linkou Dist., New Taipei City 244, Taiwan(R.O.C.)
Tel: +886-2172-1000 Fax: +886-2172-1322



Line	Freq	Level	Read Level	Factor	Limit Line	Over Limit	APos	TPos	Remark	Pol/Phase	Note
	MHz	dBuV/m	dBuV	dB/m	dBuV/m	dB	cm	deg			
1	11490.00	44.27	45.55	-1.28	54.00	-9.73	110	12	Average	Vertical	
2	11490.00	53.42	54.70	-1.28	74.00	-20.58	110	12	Peak	Vertical	

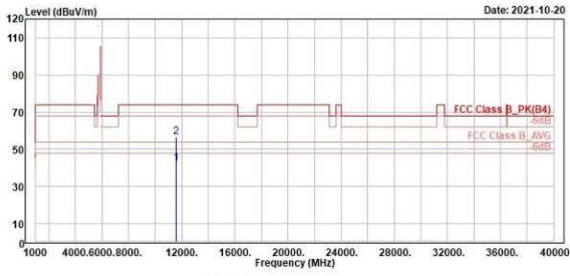
802.11ac VHT20

CH 157 (Horizontal)

CH 157 (Vertical)



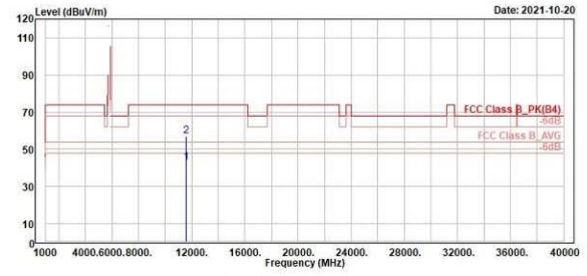
TUV Rheinland Taiwan Ltd.
No. 438-18, Sec 2, Fenliao, Linkou Dist., New Taipei City 244, Taiwan(R.O.C.)
Tel: +886-2172-1000 Fax: +886-2172-1322



Line	Freq	Level	Read Level	Factor	Limit Line	Over Limit	APos	TPos	Remark	Pol/Phase	Note
	MHz	dBuV/m	dBuV	dB/m	dBuV/m	dB	cm	deg			
1	11570.00	42.48	43.62	-1.14	54.00	-11.52	200	324	Average	Horizontal	
2	11570.00	56.67	57.81	-1.14	74.00	-17.33	200	324	Peak	Horizontal	



TUV Rheinland Taiwan Ltd.
No. 438-18, Sec 2, Fenliao, Linkou Dist., New Taipei City 244, Taiwan(R.O.C.)
Tel: +886-2172-1000 Fax: +886-2172-1322



Line	Freq	Level	Read Level	Factor	Limit Line	Over Limit	APos	TPos	Remark	Pol/Phase	Note
	MHz	dBuV/m	dBuV	dB/m	dBuV/m	dB	cm	deg			
1	11570.00	43.07	44.21	-1.14	54.00	-10.93	300	330	Average	Vertical	
2	11570.00	56.96	58.10	-1.14	74.00	-17.04	300	330	Peak	Vertical	

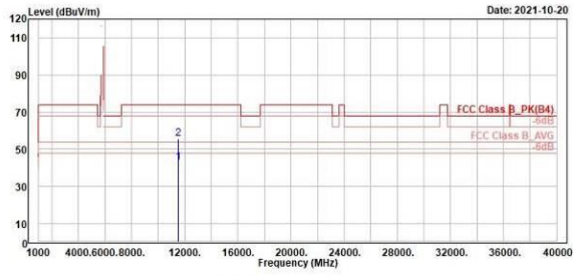
802.11ac VHT40

CH 151 (Horizontal)

CH 151 (Vertical)



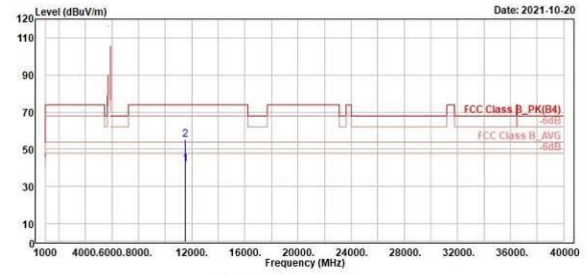
TÜV Rheinland Taiwan Ltd.
No. 438-18, Sec 2, Fenliao, Linkou Dist., New Taipei City 244, Taiwan(R.O.C.)
Tel: +886-2172-1000 Fax: +886-2172-1322



Read	Limit	Over	APos	TPos	Remark	Pol/Phase	Note
Level	Line	Limit					
Factor							
dB/m	dBuV/m	dB	cm	deg			
44.12	54.00	-11.12	100	342	Average	Horizontal	
56.89	74.00	-18.35	100	342	Peak	Horizontal	



TÜV Rheinland Taiwan Ltd.
No. 438-18, Sec 2, Fenliao, Linkou Dist., New Taipei City 244, Taiwan(R.O.C.)
Tel: +886-2172-1000 Fax: +886-2172-1322



Read	Limit	Over	APos	TPos	Remark	Pol/Phase	Note
Level	Line	Limit					
Factor							
dB/m	dBuV/m	dB	cm	deg			
43.42	54.00	-11.82	100	2	Average	Vertical	
56.54	74.00	-18.70	100	2	Peak	Vertical	

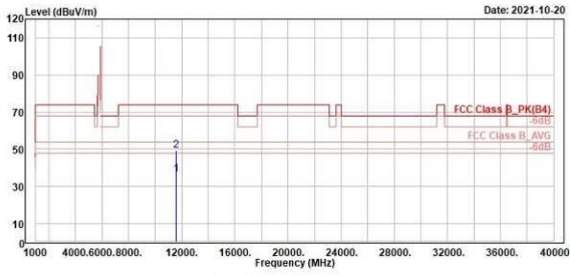
802.11ac VHT40

CH 159 (Horizontal)

CH 159 (Vertical)



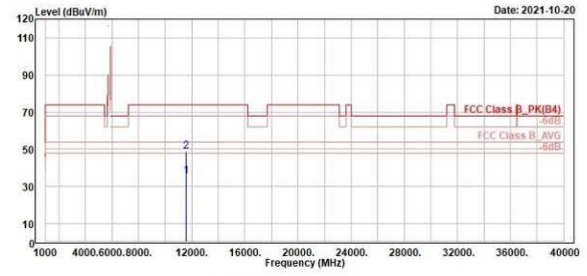
TÜV Rheinland Taiwan Ltd.
No. 438-18, Sec 2, Fenliao, Linkou Dist., New Taipei City 244, Taiwan(R.O.C.)
Tel: +886-2172-1000 Fax: +886-2172-1322



Freq	Level	Read	Limit	Over	APos	TPos	Remark	Pol/Phase	Note
MHz	dBuV/m	dBuV	dB/m	dBuV/m	dB	cm	deg		
1	11590.00	36.42	37.52	-1.10	54.00	-17.58	200	286 Average	Horizontal
2	11590.00	49.44	50.54	-1.10	74.00	-24.56	200	286 Peak	Horizontal



TÜV Rheinland Taiwan Ltd.
No. 438-18, Sec 2, Fenliao, Linkou Dist., New Taipei City 244, Taiwan(R.O.C.)
Tel: +886-2172-1000 Fax: +886-2172-1322



Freq	Level	Read	Limit	Over	APos	TPos	Remark	Pol/Phase	Note
MHz	dBuV/m	dBuV	dB/m	dBuV/m	dB	cm	deg		
1	11590.00	35.78	36.88	-1.10	54.00	-18.22	200	8 Average	Vertical
2	11590.00	48.96	50.06	-1.10	74.00	-25.04	200	8 Peak	Vertical

802.11ac VHT80

CH 155 (Horizontal)

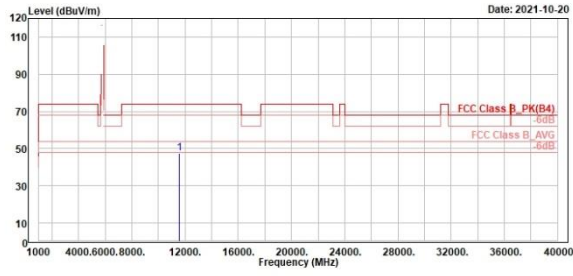
CH 155 (Vertical)



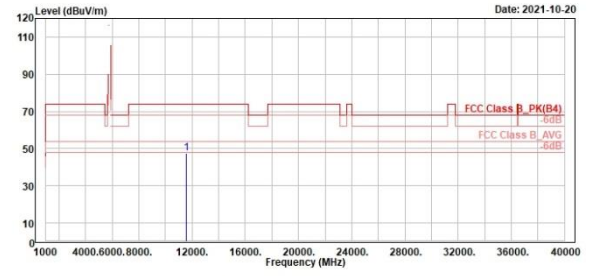
TUV Rheinland Taiwan Ltd.
No. 438-18, Sec. 2, Fenfiao, Linkou Dist., New Taipei City 244, Taiwan(R.O.C.)
Tel: +886-2172-1000 Fax: +886-2172-1322



TUV Rheinland Taiwan Ltd.
No. 438-18, Sec. 2, Fenfiao, Linkou Dist., New Taipei City 244, Taiwan(R.O.C.)
Tel: +886-2172-1000 Fax: +886-2172-1322



1	11550.00	47.33	48.50	-1.17	74.00	-26.67	200	101	Peak	Horizontal
---	----------	-------	-------	-------	-------	--------	-----	-----	------	------------



1	11550.12	47.38	48.55	-1.17	74.00	-26.62	180	45	Peak	Vertical
---	----------	-------	-------	-------	-------	--------	-----	----	------	----------

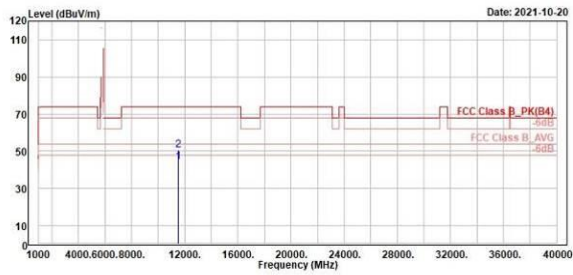
802.11ax HE20

CH 149 (Horizontal)

CH 149 (Vertical)



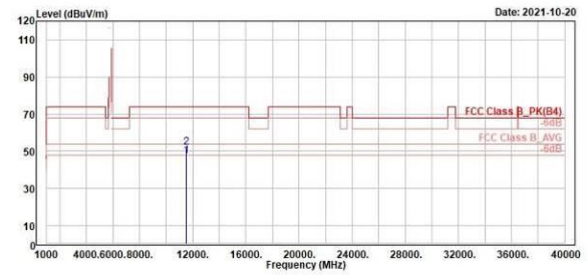
TUV Rheinland Taiwan Ltd.
No. 438-18, Sec 2, Fenliao, Linkou Dist., New Taipei City 244, Taiwan(R.O.C.)
Tel: +886-2172-1000 Fax: +886-2172-1322



Freq	Level	Read	Limit	Over	APos	TPos	Remark	Pol/Phase	Note
MHz	dBuV/m	dBuV	dB/m	dBuV/m	dB	cm	deg		
1	11490.00	44.44	45.72	-1.28	54.00	-9.56	200	293	Average Horizontal
2	11490.00	58.87	52.15	-1.28	74.00	-23.13	200	293	Peak Horizontal



TUV Rheinland Taiwan Ltd.
No. 438-18, Sec 2, Fenliao, Linkou Dist., New Taipei City 244, Taiwan(R.O.C.)
Tel: +886-2172-1000 Fax: +886-2172-1322



Freq	Level	Read	Limit	Over	APos	TPos	Remark	Pol/Phase	Note
MHz	dBuV/m	dBuV	dB/m	dBuV/m	dB	cm	deg		
1	11490.00	47.25	48.53	-1.28	54.00	-6.75	377	342	Average Vertical
2	11490.00	51.96	53.24	-1.28	74.00	-22.04	377	342	Peak Vertical

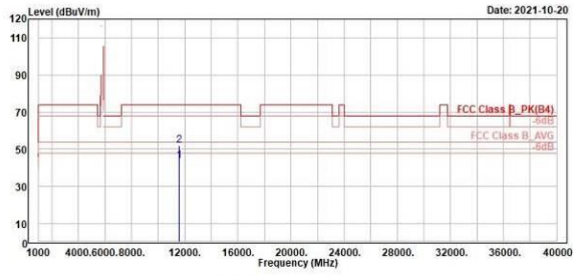
802.11ax HE20

CH 157 (Horizontal)

CH 157 (Vertical)



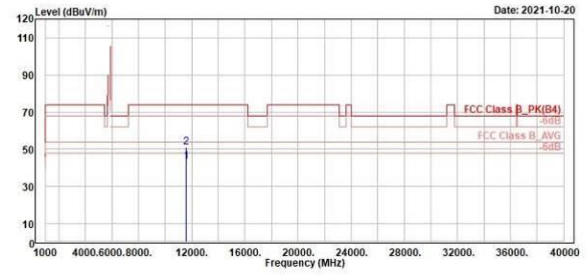
TUV Rheinland Taiwan Ltd.
No. 438-18, Sec 2, Fenliao, Linkou Dist., New Taipei City 244, Taiwan(R.O.C.)
Tel: +886-2172-1000 Fax: +886-2172-1322



Read	Level	Factor	Limit	Over	APos	TPos	Remark	Pol/Phase	Note
MHz	dBuV/m	dBuV	dB/m	dBuV/m	dB	cm	deg		
1	11570.00	43.74	44.88	-1.14	54.00	-10.26	362	287 Average	Horizontal
2	11570.00	52.18	53.32	-1.14	74.00	-21.82	362	287 Peak	Horizontal



TUV Rheinland Taiwan Ltd.
No. 438-18, Sec 2, Fenliao, Linkou Dist., New Taipei City 244, Taiwan(R.O.C.)
Tel: +886-2172-1000 Fax: +886-2172-1322



Read	Level	Factor	Limit	Over	APos	TPos	Remark	Pol/Phase	Note
MHz	dBuV/m	dBuV	dB/m	dBuV/m	dB	cm	deg		
1	11570.00	43.55	44.69	-1.14	54.00	-10.45	300	316 Average	Vertical
2	11570.00	51.23	52.37	-1.14	74.00	-22.77	300	316 Peak	Vertical

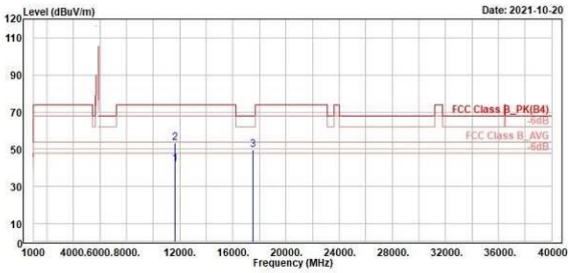
802.11ax HE20

CH 165 (Horizontal)

CH 165 (Vertical)



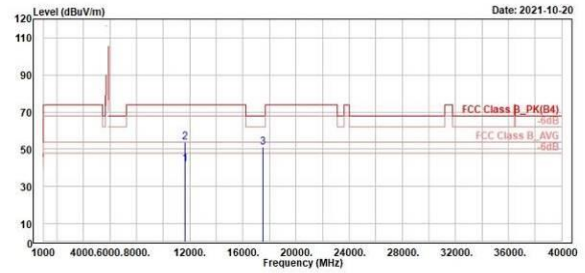
TÜV Rheinland Taiwan Ltd.
No. 438-18, Sec 2, Fenliao, Linkou Dist., New Taipei City 244, Taiwan(R.O.C.)
Tel: +886-2172-1000 Fax: +886-2172-1322



Item	Freq (MHz)	Level (dBuV/m)	Read Level (dBuV)	Factor (dB/m)	Limit Line (dBuV/m)	Over Limit (dB)	APos (cm)	TPos (deg)	Remark	Pol/Phase	Note
1	11650.00	42.00	42.94	-0.94	54.00	-12.00	200	310	Average	Horizontal	
2	11650.00	53.57	54.51	-0.94	74.00	-20.43	200	310	Peak	Horizontal	
3	17475.00	49.54	42.31	7.23	68.20	-18.66	100	60	Peak	Horizontal	



TÜV Rheinland Taiwan Ltd.
No. 438-18, Sec 2, Fenliao, Linkou Dist., New Taipei City 244, Taiwan(R.O.C.)
Tel: +886-2172-1000 Fax: +886-2172-1322



Item	Freq (MHz)	Level (dBuV/m)	Read Level (dBuV)	Factor (dB/m)	Limit Line (dBuV/m)	Over Limit (dB)	APos (cm)	TPos (deg)	Remark	Pol/Phase	Note
1	11650.00	41.79	42.73	-0.94	54.00	-12.21	357	359	Average	Vertical	
2	11650.00	53.90	54.84	-0.94	74.00	-20.10	357	359	Peak	Vertical	
3	17475.00	51.20	43.97	7.23	68.20	-17.00	217	0	Peak	Vertical	

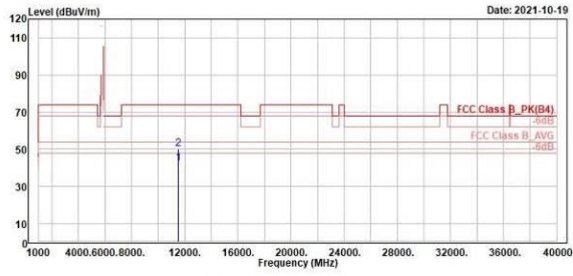
802.11ax HE40

CH 151 (Horizontal)

CH 151 (Vertical)



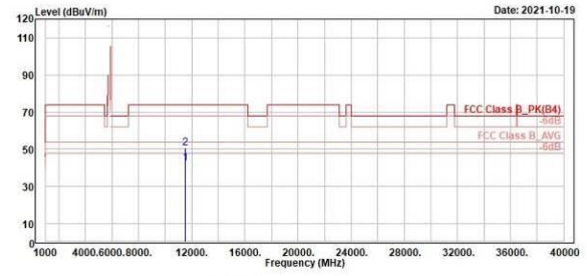
TUV Rheinland Taiwan Ltd.
No. 438-18, Sec 2, Fenliao, Linkou Dist., New Taipei City 244, Taiwan(R.O.C.)
Tel: +886-2172-1000 Fax: +886-2172-1322



Read	Level	Factor	Limit	Over	APos	TPos	Remark	Pol/Phase	Note
MHz	dBuV/m	dBuV	dB/m	dBuV/m	dB	cm	deg		
1	11510.00	42.47	43.71	-1.24	54.00	-11.53	243	295 Average	Horizontal
2	11510.00	50.28	51.44	-1.24	74.00	-23.80	243	295 Peak	Horizontal



TUV Rheinland Taiwan Ltd.
No. 438-18, Sec 2, Fenliao, Linkou Dist., New Taipei City 244, Taiwan(R.O.C.)
Tel: +886-2172-1000 Fax: +886-2172-1322



Read	Level	Factor	Limit	Over	APos	TPos	Remark	Pol/Phase	Note
MHz	dBuV/m	dBuV	dB/m	dBuV/m	dB	cm	deg		
1	11510.00	42.22	43.46	-1.24	54.00	-11.78	110	3 Average	Vertical
2	11510.00	50.63	51.87	-1.24	74.00	-23.37	110	3 Peak	Vertical

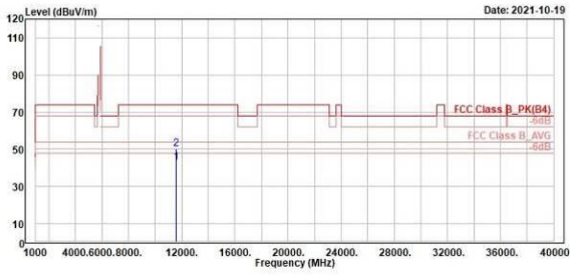
802.11ax HE40

CH 159 (Horizontal)

CH 159 (Vertical)



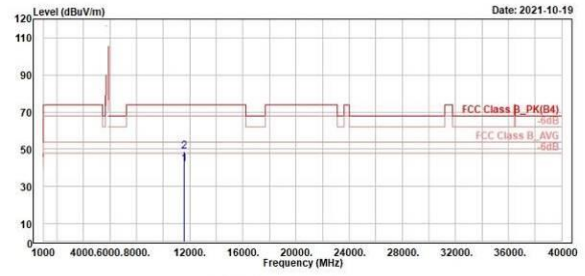
TÜV Rheinland Taiwan Ltd.
No. 438-18, Sec 2, Fenliao, Linkou Dist., New Taipei City 244, Taiwan(R.O.C.)
Tel: +886-2172-1000 Fax: +886-2172-1322



Read	Limit	Over	APos	TPos	Remark	Pol/Phase	Note
Level	Line	Limit					
Factor							
dB/m	dBuV/m	dB	cm	deg			
44.07	54.00	-11.03	382	331	Average	Horizontal	
51.13	74.00	-23.97	382	331	Peak	Horizontal	



TÜV Rheinland Taiwan Ltd.
No. 438-18, Sec 2, Fenliao, Linkou Dist., New Taipei City 244, Taiwan(R.O.C.)
Tel: +886-2172-1000 Fax: +886-2172-1322



Read	Limit	Over	APos	TPos	Remark	Pol/Phase	Note
Level	Line	Limit					
Factor							
dB/m	dBuV/m	dB	cm	deg			
43.22	54.00	-11.88	395	327	Average	Vertical	
49.82	74.00	-25.28	395	327	Peak	Vertical	

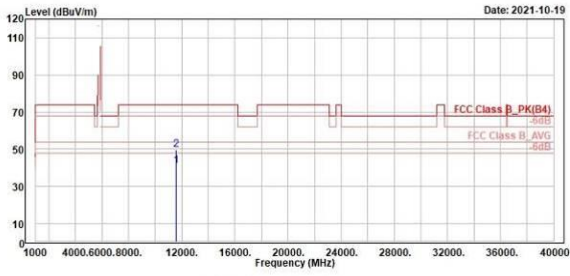
802.11ax HE80

CH 155 (Horizontal)

CH 155 (Vertical)



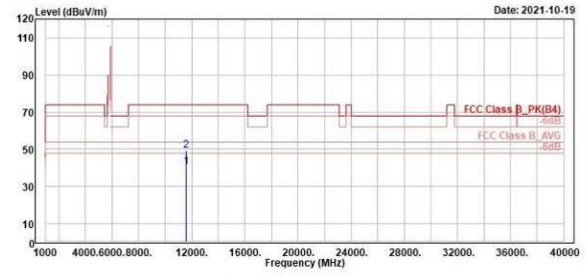
TÜV Rheinland Taiwan Ltd.
No. 438-18, Sec 2, Fenliao, Linkou Dist., New Taipei City 244, Taiwan(R.O.C.)
Tel: +886-2172-1000 Fax: +886-2172-1322



Read	Limit	Over	APos	TPos	Remark	Pol/Phase	Note
Level	Line	Limit	cm	deg			
Factor							
dB/m	dBuV/m	dB					
42.25	54.00	-12.92	400	330	Average	Horizontal	
50.00	74.00	-24.37	400	330	Peak	Horizontal	



TÜV Rheinland Taiwan Ltd.
No. 438-18, Sec 2, Fenliao, Linkou Dist., New Taipei City 244, Taiwan(R.O.C.)
Tel: +886-2172-1000 Fax: +886-2172-1322



Read	Limit	Over	APos	TPos	Remark	Pol/Phase	Note
Level	Line	Limit	cm	deg			
Factor							
dB/m	dBuV/m	dB					
41.95	54.00	-13.22	100	2	Average	Vertical	
50.57	74.00	-24.60	100	2	Peak	Vertical	

Spurious Emissions, Tx Mode, 30MHz ~ 1GHz

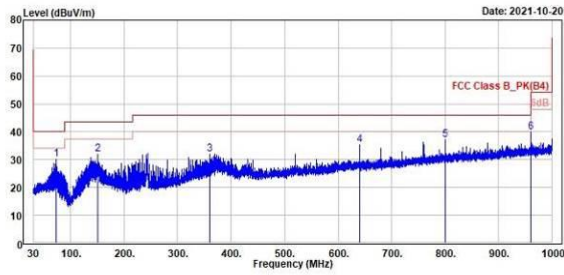
802.11ax HE20

CH 36 (Horizontal)

CH 36 (Vertical)



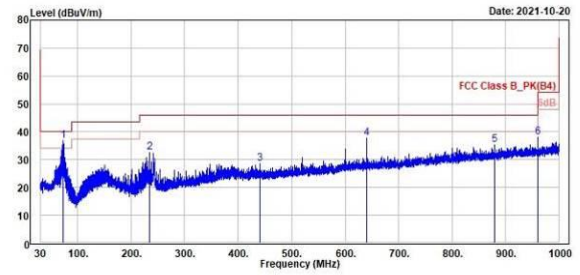
TUV Rheinland Taiwan Ltd.
No. 438-18, Sec 2, Fenliao, Linkou Dist., New Taipei City 244, Taiwan(R.O.C.)
Tel: +886-2172-1000 Fax: +886-2172-1322



Freq	Level	Read	Limit	Over	APos	TPos	Remark	Pol/Phase	Note
MHz	dBuV/m	dBuV	dB/m	dBuV/m	dB	cm	deg		
1	72.20	29.99	48.38	-10.39	48.00	-10.01	400	287 QP	Horizontal
2	150.09	31.81	39.27	-7.46	43.50	-11.69	200	258 QP	Horizontal
3	359.99	31.96	37.39	-5.43	46.00	-14.04	100	305 QP	Horizontal
4	640.03	35.40	36.11	-0.71	46.00	-10.60	200	188 QP	Horizontal
5	800.08	37.09	35.30	1.79	46.00	-8.91	352	158 QP	Horizontal
6	960.04	39.92	35.46	4.46	54.00	-14.08	127	360 QP	Horizontal



TUV Rheinland Taiwan Ltd.
No. 438-18, Sec 2, Fenliao, Linkou Dist., New Taipei City 244, Taiwan(R.O.C.)
Tel: +886-2172-1000 Fax: +886-2172-1322



Freq	Level	Read	Limit	Over	APos	TPos	Remark	Pol/Phase	Note
MHz	dBuV/m	dBuV	dB/m	dBuV/m	dB	cm	deg		
1	72.20	36.83	47.22	-10.39	48.00	-3.17	100	277 QP	Vertical
2	233.60	32.47	40.97	-8.50	46.00	-13.53	100	360 QP	Vertical
3	440.02	28.46	32.33	-3.87	46.00	-17.54	135	277 QP	Vertical
4	640.03	37.71	38.42	-0.71	46.00	-8.29	200	128 QP	Vertical
5	800.01	35.21	32.17	3.04	46.00	-10.79	200	339 QP	Vertical
6	960.04	38.06	33.60	4.46	54.00	-15.94	100	110 QP	Vertical

Spurious Emissions, Tx Mode, 9kHz ~ 30MHz

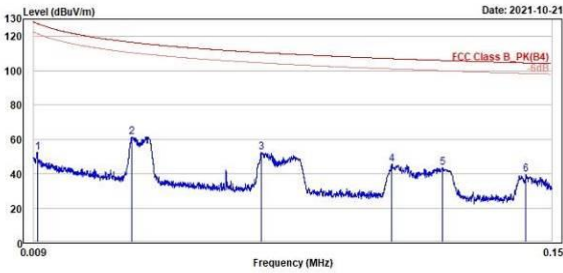
802.11ax HE20

CH 36 (Open)
(9kHz ~ 150kHz)

CH 36 (Open)
(150kHz ~ 30MHz)



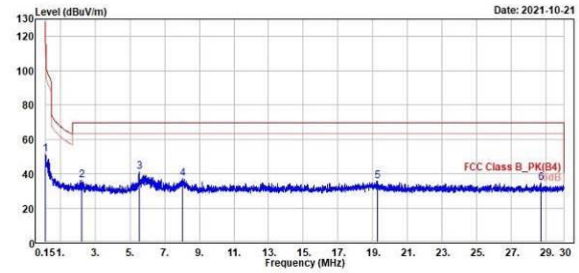
TÜV Rheinland Taiwan Ltd.
No. 438-18, Sec 2, Fenliao, Linkou Dist., New Taipei City 244, Taiwan(R.O.C.)
Tel: +886-2172-1000 Fax: +886-2172-1322



1	2	3	4	5	6
0.01	0.04	0.07	0.11	0.12	0.14
52.34	61.49	52.63	45.70	43.27	39.46
32.37	41.17	32.36	25.47	23.05	19.26
19.97	20.32	20.27	20.23	20.22	20.20
127.57	116.51	110.58	107.05	105.99	104.49
-75.23	-55.02	-57.95	-61.35	-62.72	-65.03
100	100	100	100	100	100
61	192	208	208	198	208
QP	QP	QP	QP	QP	QP
Open	Open	Open	Open	Open	Open



TÜV Rheinland Taiwan Ltd.
No. 438-18, Sec 2, Fenliao, Linkou Dist., New Taipei City 244, Taiwan(R.O.C.)
Tel: +886-2172-1000 Fax: +886-2172-1322



1	2	3	4	5	6
0.15	2.25	5.55	8.04	19.25	28.68
51.17	36.20	40.81	36.84	35.75	34.49
30.98	15.06	20.58	16.53	15.26	13.96
20.10	20.14	20.23	20.31	20.49	20.53
104.00	69.50	69.50	69.50	69.50	69.50
-52.91	-33.30	-28.69	-32.66	-33.75	-35.01
100	100	100	100	100	100
212	185	345	355	360	259
QP	QP	QP	QP	QP	QP
Open	Open	Open	Open	Open	Open

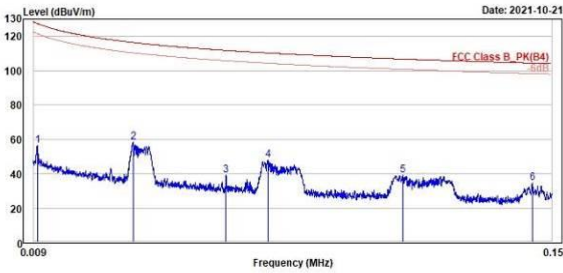
802.11ax HE20

CH 36 (Close)
(9kHz ~ 150kHz)

CH 36 (Close)
(150kHz ~ 30MHz)



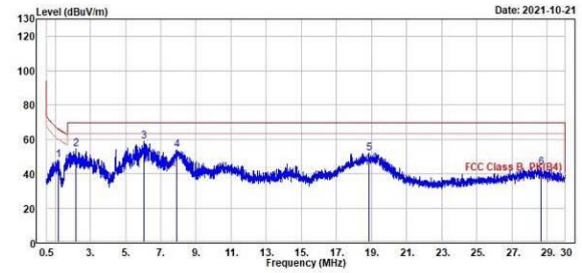
TÜV Rheinland Taiwan Ltd.
No. 438-18, Sec 2, Fenliao, Linkou Dist., New Taipei City 244, Taiwan(R.O.C.)
Tel: +886-2172-1000 Fax: +886-2172-1322



Peak	Freq (MHz)	Level (dBuV/m)	Read Level (dBuV)	Factor (dB/m)	Limit Line (dBuV/m)	Over Limit (dB)	APos (cm)	TPos (deg)	Remark	Pol/Phase	Note
1	0.01	56.14	36.17	19.97	127.57	-71.43	100	350	QP	Close	
2	0.04	58.30	37.98	20.32	116.43	-58.13	100	231	QP	Close	
3	0.06	39.25	18.96	20.29	111.84	-72.59	100	360	QP	Close	
4	0.07	47.99	27.72	20.27	110.35	-62.36	100	231	QP	Close	
5	0.11	39.09	18.86	20.23	106.81	-67.72	100	231	QP	Close	
6	0.14	34.46	14.26	20.20	104.39	-69.93	100	256	QP	Close	

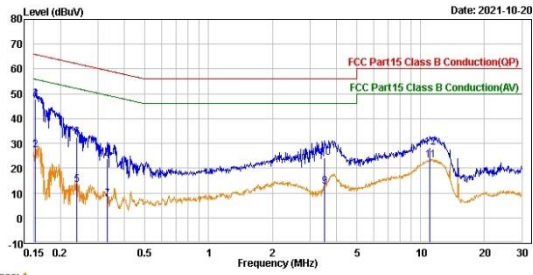


TÜV Rheinland Taiwan Ltd.
No. 438-18, Sec 2, Fenliao, Linkou Dist., New Taipei City 244, Taiwan(R.O.C.)
Tel: +886-2172-1000 Fax: +886-2172-1322



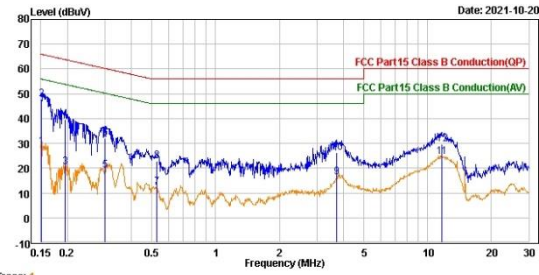
Peak	Freq (MHz)	Level (dBuV/m)	Read Level (dBuV)	Factor (dB/m)	Limit Line (dBuV/m)	Over Limit (dB)	APos (cm)	TPos (deg)	Remark	Pol/Phase	Note
1	1.15	47.70	27.40	20.21	66.17	-18.47	100	92	QP	Close	
2	2.19	54.54	34.40	20.14	69.50	-14.96	100	318	QP	Close	
3	6.05	58.92	38.67	20.25	69.50	-10.58	100	92	QP	Close	
4	7.91	54.11	33.80	20.31	69.50	-15.39	100	245	QP	Close	
5	18.86	51.93	31.45	20.48	69.50	-17.57	100	104	QP	Close	
6	28.68	43.47	22.94	20.53	69.50	-26.03	100	245	QP	Close	

Mains Conducted Emission, (150kHz ~ 30MHz)
Worst Band
(Line)
(Neutral)

 TÜV Rheinland Taiwan Ltd.
 No. 458-18, Sec. 2, Feniliao, Linkou Dist., New Taipei City 244, Taiwan(R.O.C.)
 Tel: +886-2172-1000 Fax: +886-2172-1322


Trace: 1

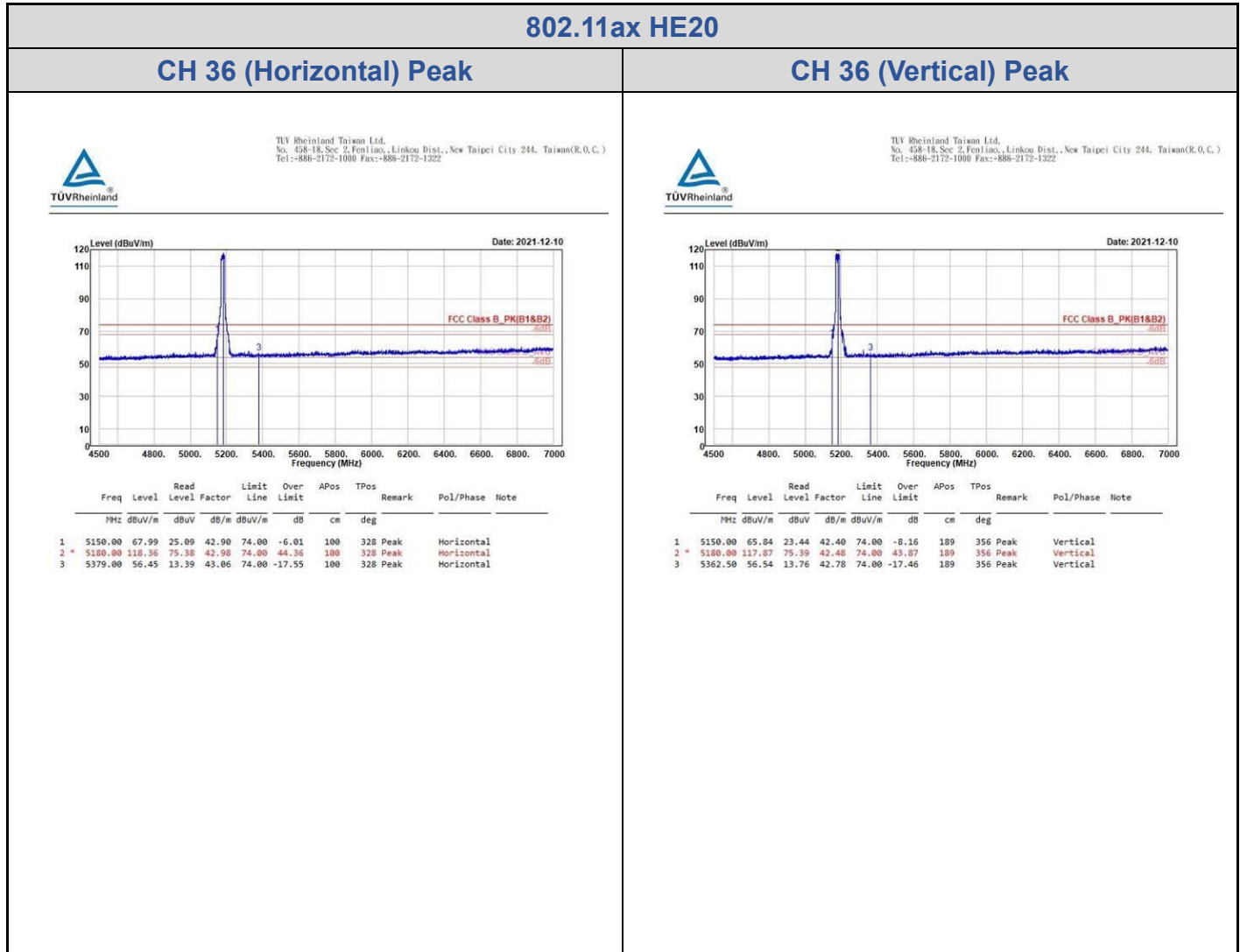
Line	Freq	Level	Read Level	Factor	Limit Line	Over Limit	Remark	Pol/Phase	Note
	MHz	dBuV	dBuV	dB	dBuV	dB			
1	0.15	27.21	17.15	10.06	55.92	-28.71	Average	line1	
2	0.15	27.32	17.26	10.06	55.92	-28.60	Average	line1	
3	0.15	47.73	37.67	10.06	65.92	-18.19	QP	line1	
4	0.15	47.67	37.61	10.06	65.92	-18.25	QP	line1	
5	0.24	13.15	3.09	10.06	52.15	-39.00	Average	line1	
6	0.24	32.44	22.38	10.06	62.15	-29.71	QP	line1	
7	0.33	7.52	-2.54	10.06	49.38	-41.86	Average	line1	
8	0.33	24.01	13.95	10.06	59.38	-35.37	QP	line1	
9	3.52	12.42	2.26	10.16	46.00	-33.58	Average	line1	
10	3.52	24.24	14.08	10.16	56.00	-31.76	QP	line1	
11	11.07	23.20	12.85	10.35	50.00	-26.80	Average	line1	
12	11.07	28.26	17.91	10.35	60.00	-31.74	QP	line1	


 TÜV Rheinland Taiwan Ltd.
 No. 458-18, Sec. 2, Feniliao, Linkou Dist., New Taipei City 244, Taiwan(R.O.C.)
 Tel: +886-2172-1000 Fax: +886-2172-1322


Trace: 1

Line	Freq	Level	Read Level	Factor	Limit Line	Over Limit	Remark	Pol/Phase	Note
	MHz	dBuV	dBuV	dB	dBuV	dB			
1	0.15	28.68	18.64	10.04	55.96	-27.28	Average	neutral	
2	0.15	47.84	37.80	10.04	65.96	-18.12	QP	neutral	
3	0.19	20.55	10.51	10.04	53.85	-33.30	Average	neutral	
4	0.19	39.57	29.53	10.04	63.85	-24.28	QP	neutral	
5	0.30	19.07	9.03	10.04	50.20	-31.13	Average	neutral	
6	0.30	32.13	22.09	10.04	60.20	-28.07	QP	neutral	
7	0.53	12.33	2.27	10.06	46.00	-33.67	Average	neutral	
8	0.53	22.73	12.67	10.06	56.00	-33.27	QP	neutral	
9	3.74	16.28	6.13	10.15	46.00	-29.72	Average	neutral	
10	3.74	26.14	15.99	10.15	56.00	-29.86	QP	neutral	
11	11.64	24.61	14.26	10.35	50.00	-25.39	Average	neutral	
12	11.64	29.71	19.36	10.35	60.00	-30.29	QP	neutral	

<POE Mode>
Band Edges, 4.5GHz ~ 5.15GHz
U-NII-1



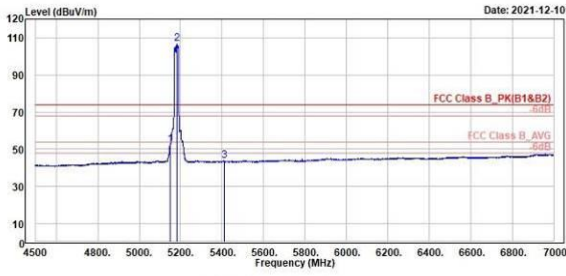
802.11ax HE20

CH 36 (Horizontal) Average

CH 36 (Vertical) Average



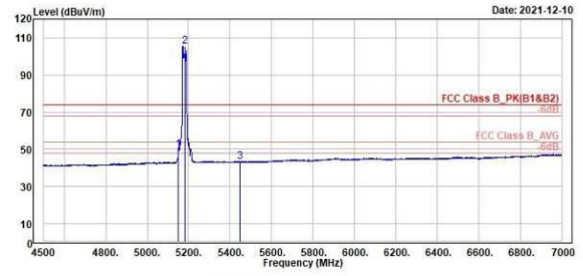
TUV Rheinland Taiwan Ltd.
No. 438-18, Sec 2, Fenliao, Linkou Dist., New Taipei City 244, Taiwan(R.O.C.)
Tel: +886-2172-1000 Fax: +886-2172-1322



1	2	3	Read Level	Level Factor	Limit Line	Over Limit	APos	TPos	Remark	Pol/Phase	Note
MHz	dBuV/m	dBuV	dB/m	dBuV/m	dB	cm	deg				
5150.00	52.65	9.75	42.90	54.00	-1.35	100	328	Average	Horizontal		
5180.00	106.70	63.72	42.98	54.00	52.70	100	328	Average	Horizontal		
5410.00	43.72	0.54	43.18	54.00	-10.28	100	328	Average	Horizontal		



TUV Rheinland Taiwan Ltd.
No. 438-18, Sec 2, Fenliao, Linkou Dist., New Taipei City 244, Taiwan(R.O.C.)
Tel: +886-2172-1000 Fax: +886-2172-1322



1	2	3	Read Level	Level Factor	Limit Line	Over Limit	APos	TPos	Remark	Pol/Phase	Note
MHz	dBuV/m	dBuV	dB/m	dBuV/m	dB	cm	deg				
5150.00	49.65	7.25	42.40	54.00	-4.35	189	356	Average	Vertical		
5180.00	105.30	62.82	42.48	54.00	51.30	189	356	Average	Vertical		
5449.00	43.49	0.44	43.05	54.00	-10.51	189	356	Average	Vertical		

Spurious Emissions, Tx Mode, 1GHz ~ 40GHz
U-NII-1

802.11ax HE20																																																																																																					
CH 36 (Horizontal)	CH 36 (Vertical)																																																																																																				
<div style="display: flex; justify-content: space-between; align-items: center;"> <div style="font-size: 8px;"> TÜV Rheinland Taiwan Ltd. No. 438-18, Sec 2, Fenliao, Linkou Dist., New Taipei City 244, Taiwan(R.O.C.) Tel: +886-2172-1000 Fax: +886-2172-1322 </div> </div> <div style="text-align: right; font-size: 8px; margin-top: 10px;">Date: 2021-12-10</div> <table border="1" style="width: 100%; border-collapse: collapse; font-size: 8px; margin-top: 10px;"> <thead> <tr> <th>Freq</th> <th>Level</th> <th>Read</th> <th>Limit</th> <th>Over</th> <th>APos</th> <th>TPos</th> <th>Remark</th> <th>Pol/Phase</th> <th>Note</th> </tr> <tr> <th>MHz</th> <th>dBuV/m</th> <th>dBuV</th> <th>dB/m</th> <th>dBuV/m</th> <th>dB</th> <th>cm</th> <th>deg</th> <th></th> <th></th> </tr> </thead> <tbody> <tr> <td>1</td> <td>10360.00</td> <td>47.01</td> <td>51.36</td> <td>-3.55</td> <td>68.20</td> <td>-20.39</td> <td>290</td> <td>48 Peak</td> <td>Horizontal</td> </tr> <tr> <td>2</td> <td>15540.00</td> <td>37.96</td> <td>34.27</td> <td>3.69</td> <td>54.00</td> <td>-16.04</td> <td>213</td> <td>2 Average</td> <td>Horizontal</td> </tr> <tr> <td>3</td> <td>15540.00</td> <td>58.18</td> <td>54.49</td> <td>3.69</td> <td>74.00</td> <td>-15.82</td> <td>213</td> <td>2 Peak</td> <td>Horizontal</td> </tr> </tbody> </table>	Freq	Level	Read	Limit	Over	APos	TPos	Remark	Pol/Phase	Note	MHz	dBuV/m	dBuV	dB/m	dBuV/m	dB	cm	deg			1	10360.00	47.01	51.36	-3.55	68.20	-20.39	290	48 Peak	Horizontal	2	15540.00	37.96	34.27	3.69	54.00	-16.04	213	2 Average	Horizontal	3	15540.00	58.18	54.49	3.69	74.00	-15.82	213	2 Peak	Horizontal	<div style="display: flex; justify-content: space-between; align-items: center;"> <div style="font-size: 8px;"> TÜV Rheinland Taiwan Ltd. No. 438-18, Sec 2, Fenliao, Linkou Dist., New Taipei City 244, Taiwan(R.O.C.) Tel: +886-2172-1000 Fax: +886-2172-1322 </div> </div> <div style="text-align: right; font-size: 8px; margin-top: 10px;">Date: 2021-12-10</div> <table border="1" style="width: 100%; border-collapse: collapse; font-size: 8px; margin-top: 10px;"> <thead> <tr> <th>Freq</th> <th>Level</th> <th>Read</th> <th>Limit</th> <th>Over</th> <th>APos</th> <th>TPos</th> <th>Remark</th> <th>Pol/Phase</th> <th>Note</th> </tr> <tr> <th>MHz</th> <th>dBuV/m</th> <th>dBuV</th> <th>dB/m</th> <th>dBuV/m</th> <th>dB</th> <th>cm</th> <th>deg</th> <th></th> <th></th> </tr> </thead> <tbody> <tr> <td>1</td> <td>10360.00</td> <td>48.84</td> <td>52.45</td> <td>-3.61</td> <td>68.20</td> <td>-19.36</td> <td>300</td> <td>331 Peak</td> <td>Vertical</td> </tr> <tr> <td>2</td> <td>15540.00</td> <td>37.42</td> <td>33.71</td> <td>3.71</td> <td>54.00</td> <td>-16.58</td> <td>400</td> <td>232 Average</td> <td>Vertical</td> </tr> <tr> <td>3</td> <td>15540.00</td> <td>56.57</td> <td>52.86</td> <td>3.71</td> <td>74.00</td> <td>-17.43</td> <td>400</td> <td>232 Peak</td> <td>Vertical</td> </tr> </tbody> </table>	Freq	Level	Read	Limit	Over	APos	TPos	Remark	Pol/Phase	Note	MHz	dBuV/m	dBuV	dB/m	dBuV/m	dB	cm	deg			1	10360.00	48.84	52.45	-3.61	68.20	-19.36	300	331 Peak	Vertical	2	15540.00	37.42	33.71	3.71	54.00	-16.58	400	232 Average	Vertical	3	15540.00	56.57	52.86	3.71	74.00	-17.43	400	232 Peak	Vertical
Freq	Level	Read	Limit	Over	APos	TPos	Remark	Pol/Phase	Note																																																																																												
MHz	dBuV/m	dBuV	dB/m	dBuV/m	dB	cm	deg																																																																																														
1	10360.00	47.01	51.36	-3.55	68.20	-20.39	290	48 Peak	Horizontal																																																																																												
2	15540.00	37.96	34.27	3.69	54.00	-16.04	213	2 Average	Horizontal																																																																																												
3	15540.00	58.18	54.49	3.69	74.00	-15.82	213	2 Peak	Horizontal																																																																																												
Freq	Level	Read	Limit	Over	APos	TPos	Remark	Pol/Phase	Note																																																																																												
MHz	dBuV/m	dBuV	dB/m	dBuV/m	dB	cm	deg																																																																																														
1	10360.00	48.84	52.45	-3.61	68.20	-19.36	300	331 Peak	Vertical																																																																																												
2	15540.00	37.42	33.71	3.71	54.00	-16.58	400	232 Average	Vertical																																																																																												
3	15540.00	56.57	52.86	3.71	74.00	-17.43	400	232 Peak	Vertical																																																																																												

Spurious Emissions, Tx Mode, 30MHz ~ 1GHz

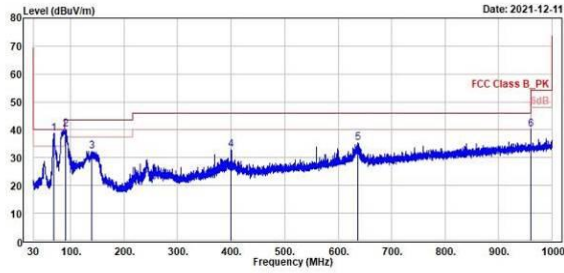
802.11ax HE20

CH 36 (Horizontal)

CH 36 (Vertical)



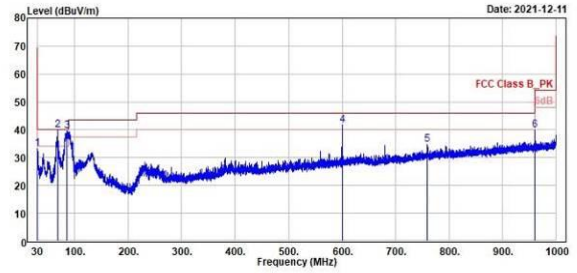
TÜV Rheinland Taiwan Ltd.
No. 438-18, Sec 2, Fenhiao, Linkou Dist., New Taipei City 244, Taiwan(R.O.C.)
Tel: +886-2172-1000 Fax: +886-2172-1322



Freq	Level	Read	Limit	Over	APos	TPos	Remark	Pol/Phase	Note
MHz	dBuV/m	dBuV	dB/m	dBuV/m	dB	cm	deg		
1	68.22	38.78	48.55	-9.77	48.00	-1.22	390	125 QP	Horizontal
2	90.43	40.86	53.76	-13.76	43.50	-3.44	200	87 QP	Horizontal
3	139.51	32.20	39.96	-7.76	43.50	-11.30	200	236 QP	Horizontal
4	399.96	32.80	37.02	-4.22	46.00	-13.20	200	146 QP	Horizontal
5	636.54	35.43	36.22	-0.79	46.00	-10.57	100	358 QP	Horizontal
6	960.04	40.10	35.64	4.46	54.00	-13.90	123	360 QP	Horizontal



TÜV Rheinland Taiwan Ltd.
No. 438-18, Sec 2, Fenhiao, Linkou Dist., New Taipei City 244, Taiwan(R.O.C.)
Tel: +886-2172-1000 Fax: +886-2172-1322



Freq	Level	Read	Limit	Over	APos	TPos	Remark	Pol/Phase	Note
MHz	dBuV/m	dBuV	dB/m	dBuV/m	dB	cm	deg		
1	30.00	33.17	41.78	-8.61	40.00	-6.83	100	179 QP	Vertical
2	67.73	39.78	49.51	-9.73	40.00	-0.22	100	254 QP	Vertical
3	85.87	39.54	52.55	-13.01	40.00	-0.46	200	195 QP	Vertical
4	599.97	41.00	43.12	-1.32	46.00	-4.20	100	360 QP	Vertical
5	760.02	34.56	33.14	1.42	46.00	-11.44	115	360 QP	Vertical
6	960.04	39.99	35.53	4.46	54.00	-14.01	100	0 QP	Vertical

Spurious Emissions, Tx Mode, 9kHz ~ 30MHz

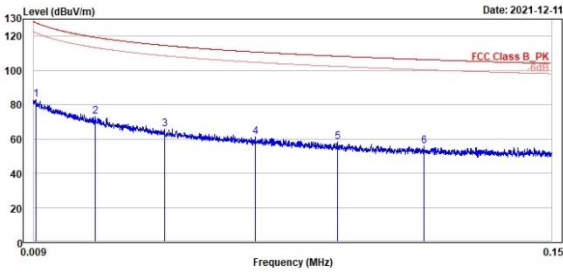
802.11ax HE20

CH 36 (Open)
(9kHz ~ 150kHz)

CH 36 (Open)
(150kHz ~ 30MHz)



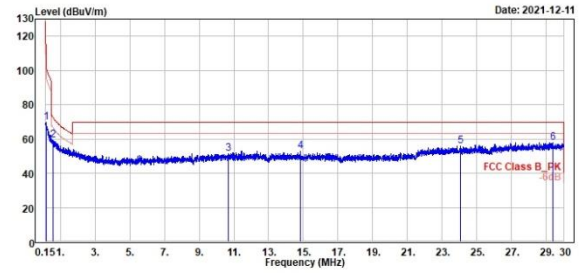
TUV Rheinland Taiwan Ltd.
No. 458-18, Sec 2, Fenliao, Linkou Dist., New Taipei City 244, Taiwan(R.O.C.)
Tel: +886-2172-1000 Fax: +886-2172-1322



1	2	3	4	5	6
0.01	0.03	0.04	0.07	0.09	0.12
83.24	72.93	65.77	61.41	58.36	55.73
6.10	2.49	0.60	0.12	0.00	-0.88
77.14	70.44	65.17	61.29	58.36	56.61
127.91	119.37	114.61	110.77	108.35	106.37
-44.67	-46.44	-48.84	-49.36	-49.99	-50.64
100	100	100	100	100	100
139	34	359	65	0	105
QP	QP	QP	QP	QP	QP
Open	Open	Open	Open	Open	Open



TUV Rheinland Taiwan Ltd.
No. 458-18, Sec 2, Fenliao, Linkou Dist., New Taipei City 244, Taiwan(R.O.C.)
Tel: +886-2172-1000 Fax: +886-2172-1322



1	2	3	4	5	6
0.19	0.59	10.69	14.84	24.04	29.36
69.51	59.45	51.35	53.04	55.84	57.81
15.93	15.20	13.22	15.21	16.50	15.99
53.58	44.25	38.13	37.83	39.34	41.82
102.22	72.12	69.50	69.50	69.50	69.50
-32.71	-12.67	-18.15	-16.46	-13.66	-11.69
100	100	100	100	100	100
360	326	100	84	255	337
QP	QP	QP	QP	QP	QP
Open	Open	Open	Open	Open	Open

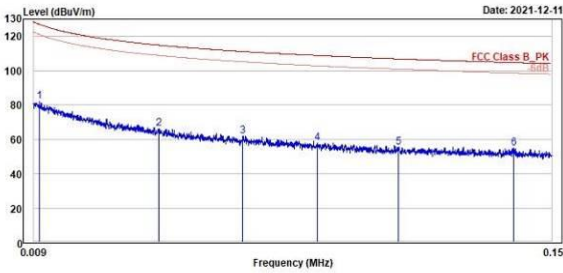
802.11ax HE20

CH 36 (Close)
(9kHz ~ 150kHz)

CH 36 (Close)
(150kHz ~ 30MHz)



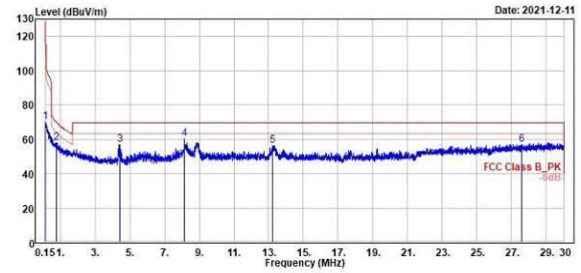
TUV Rheinland Taiwan Ltd.
No. 438-18, Sec 2, Fenliao, Linkou Dist., New Taipei City 244, Taiwan(R.O.C.)
Tel: +886-2172-1000 Fax: +886-2172-1322



1	2	3	4	5	6
0.01	0.04	0.07	0.09	0.11	0.14
82.18	66.13	61.96	58.03	55.47	54.93
5.58	0.61	0.22	-1.06	-1.43	-0.63
76.52	65.52	61.74	59.09	56.98	55.56
127.12	114.89	111.20	108.89	106.98	104.78
-45.02	-48.76	-49.24	-50.86	-51.43	-49.77
100	100	100	100	100	100
261	112	319	24	126	94
QP	QP	QP	QP	QP	QP
Close	Close	Close	Close	Close	Close



TUV Rheinland Taiwan Ltd.
No. 438-18, Sec 2, Fenliao, Linkou Dist., New Taipei City 244, Taiwan(R.O.C.)
Tel: +886-2172-1000 Fax: +886-2172-1322



1	2	3	4	5	6
0.15	0.79	4.41	8.16	13.23	27.56
70.00	57.87	56.90	60.09	56.24	56.87
14.89	15.17	20.38	22.58	18.30	15.88
55.11	42.70	36.52	37.51	37.94	40.99
104.00	69.60	69.50	69.50	69.50	69.50
-34.08	-11.73	-12.60	-9.41	-13.26	-12.63
100	100	100	100	100	100
292	264	202	52	281	10
QP	QP	QP	QP	QP	QP
Close	Close	Close	Close	Close	Close