



EX3DV4- SN:3759

December 16, 2016

10541-AAA	IEEE 802.11ac WiFi (40MHz, MCS7, 99pc duty cycle)	X	5.08	66.33	16.00	0.00	150.0	± 9.6 %	
		Y	5.14	66.35	16.01			150.0	
		Z	5.11	66.34	15.99			150.0	
10542-AAA	IEEE 802.11ac WiFi (40MHz, MCS8, 99pc duty cycle)	X	5.24	66.41	16.06	0.00	150.0	± 9.6 %	
		Y	5.30	66.42	16.06			150.0	
		Z	5.27	66.42	16.04			150.0	
10543-AAA	IEEE 802.11ac WiFi (40MHz, MCS9, 99pc duty cycle)	X	5.31	66.43	16.09	0.00	150.0	± 9.6 %	
		Y	5.38	66.46	16.10			150.0	
		Z	5.34	66.45	16.08			150.0	
10544-AAA	IEEE 802.11ac WiFi (80MHz, MCS0, 99pc duty cycle)	X	5.42	66.46	15.99	0.00	150.0	± 9.6 %	
		Y	5.46	66.47	15.99			150.0	
		Z	5.44	66.47	15.97			150.0	
10545-AAA	IEEE 802.11ac WiFi (80MHz, MCS1, 99pc duty cycle)	X	5.60	66.86	16.14	0.00	150.0	± 9.6 %	
		Y	5.65	66.87	16.14			150.0	
		Z	5.62	66.86	16.11			150.0	
10546-AAA	IEEE 802.11ac WiFi (80MHz, MCS2, 99pc duty cycle)	X	5.47	66.63	16.04	0.00	150.0	± 9.6 %	
		Y	5.53	66.69	16.07			150.0	
		Z	5.50	66.67	16.03			150.0	
10547-AAA	IEEE 802.11ac WiFi (80MHz, MCS3, 99pc duty cycle)	X	5.54	66.68	16.06	0.00	150.0	± 9.6 %	
		Y	5.60	66.73	16.07			150.0	
		Z	5.57	66.71	16.05			150.0	
10548-AAA	IEEE 802.11ac WiFi (80MHz, MCS4, 99pc duty cycle)	X	5.75	67.47	16.43	0.00	150.0	± 9.6 %	
		Y	5.84	67.61	16.49			150.0	
		Z	5.78	67.52	16.42			150.0	
10550-AAA	IEEE 802.11ac WiFi (80MHz, MCS6, 99pc duty cycle)	X	5.50	66.68	16.08	0.00	150.0	± 9.6 %	
		Y	5.55	66.69	16.07			150.0	
		Z	5.53	66.68	16.05			150.0	
10551-AAA	IEEE 802.11ac WiFi (80MHz, MCS7, 99pc duty cycle)	X	5.50	66.70	16.05	0.00	150.0	± 9.6 %	
		Y	5.56	66.74	16.06			150.0	
		Z	5.53	66.73	16.04			150.0	
10552-AAA	IEEE 802.11ac WiFi (80MHz, MCS8, 99pc duty cycle)	X	5.43	66.53	15.97	0.00	150.0	± 9.6 %	
		Y	5.47	66.54	15.97			150.0	
		Z	5.45	66.54	15.95			150.0	
10553-AAA	IEEE 802.11ac WiFi (80MHz, MCS9, 99pc duty cycle)	X	5.50	66.55	16.01	0.00	150.0	± 9.6 %	
		Y	5.56	66.59	16.02			150.0	
		Z	5.53	66.58	16.00			150.0	
10554-AAA	IEEE 1602.11ac WiFi (160MHz, MCS0, 99pc duty cycle)	X	5.83	66.82	16.08	0.00	150.0	± 9.6 %	
		Y	5.86	66.84	16.08			150.0	
		Z	5.85	66.83	16.06			150.0	
10555-AAA	IEEE 1602.11ac WiFi (160MHz, MCS1, 99pc duty cycle)	X	5.95	67.09	16.20	0.00	150.0	± 9.6 %	
		Y	5.99	67.13	16.20			150.0	
		Z	5.97	67.11	16.18			150.0	
10556-AAA	IEEE 1602.11ac WiFi (160MHz, MCS2, 99pc duty cycle)	X	5.97	67.15	16.22	0.00	150.0	± 9.6 %	
		Y	6.01	67.18	16.22			150.0	
		Z	5.99	67.16	16.20			150.0	
10557-AAA	IEEE 1602.11ac WiFi (160MHz, MCS3, 99pc duty cycle)	X	5.93	67.04	16.18	0.00	150.0	± 9.6 %	
		Y	5.98	67.10	16.20			150.0	
		Z	5.95	67.07	16.17			150.0	



EX3DV4- SN:3759

December 16, 2016

10558-AAA	IEEE 1602.11ac WiFi (160MHz, MCS4, 99pc duty cycle)	X	5.98	67.19	16.27	0.00	150.0	± 9.6 %
		Y	6.03	67.25	16.30		150.0	
		Z	6.00	67.22	16.26		150.0	
10560-AAA	IEEE 1602.11ac WiFi (160MHz, MCS6, 99pc duty cycle)	X	5.97	67.05	16.24	0.00	150.0	± 9.6 %
		Y	6.03	67.11	16.26		150.0	
		Z	6.00	67.09	16.23		150.0	
10561-AAA	IEEE 1602.11ac WiFi (160MHz, MCS7, 99pc duty cycle)	X	5.90	67.03	16.26	0.00	150.0	± 9.6 %
		Y	5.95	67.07	16.28		150.0	
		Z	5.92	67.05	16.25		150.0	
10562-AAA	IEEE 1602.11ac WiFi (160MHz, MCS8, 99pc duty cycle)	X	6.00	67.34	16.42	0.00	150.0	± 9.6 %
		Y	6.07	67.46	16.47		150.0	
		Z	6.03	67.39	16.42		150.0	
10563-AAA	IEEE 1602.11ac WiFi (160MHz, MCS9, 99pc duty cycle)	X	6.12	67.33	16.37	0.00	150.0	± 9.6 %
		Y	6.33	67.84	16.62		150.0	
		Z	6.22	67.58	16.47		150.0	
10564-AAA	IEEE 802.11g WiFi 2.4 GHz (DSSS-OFDM, 9 Mbps, 99pc duty cycle)	X	4.82	66.72	16.26	0.46	150.0	± 9.6 %
		Y	4.88	66.71	16.29		150.0	
		Z	4.85	66.70	16.25		150.0	
10565-AAA	IEEE 802.11g WiFi 2.4 GHz (DSSS-OFDM, 12 Mbps, 99pc duty cycle)	X	5.04	67.16	16.59	0.46	150.0	± 9.6 %
		Y	5.12	67.16	16.62		150.0	
		Z	5.08	67.16	16.58		150.0	
10566-AAA	IEEE 802.11g WiFi 2.4 GHz (DSSS-OFDM, 18 Mbps, 99pc duty cycle)	X	4.87	66.99	16.39	0.46	150.0	± 9.6 %
		Y	4.95	67.00	16.43		150.0	
		Z	4.91	66.99	16.38		150.0	
10567-AAA	IEEE 802.11g WiFi 2.4 GHz (DSSS-OFDM, 24 Mbps, 99pc duty cycle)	X	4.91	67.40	16.77	0.46	150.0	± 9.6 %
		Y	4.98	67.39	16.78		150.0	
		Z	4.95	67.42	16.77		150.0	
10568-AAA	IEEE 802.11g WiFi 2.4 GHz (DSSS-OFDM, 36 Mbps, 99pc duty cycle)	X	4.78	66.73	16.14	0.46	150.0	± 9.6 %
		Y	4.86	66.77	16.20		150.0	
		Z	4.82	66.72	16.12		150.0	
10569-AAA	IEEE 802.11g WiFi 2.4 GHz (DSSS-OFDM, 48 Mbps, 99pc duty cycle)	X	4.87	67.52	16.84	0.46	150.0	± 9.6 %
		Y	4.92	67.45	16.82		150.0	
		Z	4.90	67.50	16.82		150.0	
10570-AAA	IEEE 802.11g WiFi 2.4 GHz (DSSS-OFDM, 54 Mbps, 99pc duty cycle)	X	4.90	67.36	16.78	0.46	150.0	± 9.6 %
		Y	4.97	67.31	16.76		150.0	
		Z	4.94	67.35	16.75		150.0	
10571-AAA	IEEE 802.11b WiFi 2.4 GHz (DSSS, 1 Mbps, 90pc duty cycle)	X	1.15	63.68	14.91	0.46	130.0	± 9.6 %
		Y	1.16	63.96	15.15		130.0	
		Z	1.16	63.74	14.90		130.0	
10572-AAA	IEEE 802.11b WiFi 2.4 GHz (DSSS, 2 Mbps, 90pc duty cycle)	X	1.16	64.17	15.22	0.46	130.0	± 9.6 %
		Y	1.18	64.46	15.46		130.0	
		Z	1.17	64.22	15.21		130.0	
10573-AAA	IEEE 802.11b WiFi 2.4 GHz (DSSS, 5.5 Mbps, 90pc duty cycle)	X	1.12	74.63	18.77	0.46	130.0	± 9.6 %
		Y	1.36	77.97	20.13		130.0	
		Z	1.14	74.59	18.64		130.0	
10574-AAA	IEEE 802.11b WiFi 2.4 GHz (DSSS, 11 Mbps, 90pc duty cycle)	X	1.20	68.65	17.56	0.46	130.0	± 9.6 %
		Y	1.24	69.24	17.90		130.0	
		Z	1.22	68.76	17.56		130.0	



EX3DV4– SN:3759

December 16, 2016

10575-AAA	IEEE 802.11g WiFi 2.4 GHz (DSSS-OFDM, 6 Mbps, 90pc duty cycle)	X	4.59	66.43	16.23	0.46	130.0	± 9.6 %
		Y	4.66	66.45	16.30		130.0	
		Z	4.63	66.42	16.22		130.0	
10576-AAA	IEEE 802.11g WiFi 2.4 GHz (DSSS-OFDM, 9 Mbps, 90pc duty cycle)	X	4.62	66.61	16.31	0.46	130.0	± 9.6 %
		Y	4.68	66.61	16.36		130.0	
		Z	4.65	66.59	16.29		130.0	
10577-AAA	IEEE 802.11g WiFi 2.4 GHz (DSSS-OFDM, 12 Mbps, 90pc duty cycle)	X	4.81	66.89	16.48	0.46	130.0	± 9.6 %
		Y	4.89	66.92	16.54		130.0	
		Z	4.85	66.89	16.47		130.0	
10578-AAA	IEEE 802.11g WiFi 2.4 GHz (DSSS-OFDM, 18 Mbps, 90pc duty cycle)	X	4.71	67.05	16.59	0.46	130.0	± 9.6 %
		Y	4.79	67.06	16.63		130.0	
		Z	4.75	67.05	16.58		130.0	
10579-AAA	IEEE 802.11g WiFi 2.4 GHz (DSSS-OFDM, 24 Mbps, 90pc duty cycle)	X	4.46	66.25	15.84	0.46	130.0	± 9.6 %
		Y	4.55	66.36	15.95		130.0	
		Z	4.50	66.26	15.83		130.0	
10580-AAA	IEEE 802.11g WiFi 2.4 GHz (DSSS-OFDM, 36 Mbps, 90pc duty cycle)	X	4.51	66.30	15.86	0.46	130.0	± 9.6 %
		Y	4.60	66.39	15.97		130.0	
		Z	4.55	66.30	15.85		130.0	
10581-AAA	IEEE 802.11g WiFi 2.4 GHz (DSSS-OFDM, 48 Mbps, 90pc duty cycle)	X	4.60	67.07	16.52	0.46	130.0	± 9.6 %
		Y	4.68	67.08	16.55		130.0	
		Z	4.64	67.07	16.50		130.0	
10582-AAA	IEEE 802.11g WiFi 2.4 GHz (DSSS-OFDM, 54 Mbps, 90pc duty cycle)	X	4.40	66.00	15.61	0.46	130.0	± 9.6 %
		Y	4.50	66.13	15.74		130.0	
		Z	4.45	66.01	15.61		130.0	
10583-AAA	IEEE 802.11a/h WiFi 5 GHz (OFDM, 6 Mbps, 90pc duty cycle)	X	4.59	66.43	16.23	0.46	130.0	± 9.6 %
		Y	4.66	66.45	16.30		130.0	
		Z	4.63	66.42	16.22		130.0	
10584-AAA	IEEE 802.11a/h WiFi 5 GHz (OFDM, 9 Mbps, 90pc duty cycle)	X	4.62	66.61	16.31	0.46	130.0	± 9.6 %
		Y	4.68	66.61	16.36		130.0	
		Z	4.65	66.59	16.29		130.0	
10585-AAA	IEEE 802.11a/h WiFi 5 GHz (OFDM, 12 Mbps, 90pc duty cycle)	X	4.81	66.89	16.48	0.46	130.0	± 9.6 %
		Y	4.89	66.92	16.54		130.0	
		Z	4.85	66.89	16.47		130.0	
10586-AAA	IEEE 802.11a/h WiFi 5 GHz (OFDM, 18 Mbps, 90pc duty cycle)	X	4.71	67.05	16.59	0.46	130.0	± 9.6 %
		Y	4.79	67.06	16.63		130.0	
		Z	4.75	67.05	16.58		130.0	
10587-AAA	IEEE 802.11a/h WiFi 5 GHz (OFDM, 24 Mbps, 90pc duty cycle)	X	4.46	66.25	15.84	0.46	130.0	± 9.6 %
		Y	4.55	66.36	15.95		130.0	
		Z	4.50	66.26	15.83		130.0	
10588-AAA	IEEE 802.11a/h WiFi 5 GHz (OFDM, 36 Mbps, 90pc duty cycle)	X	4.51	66.30	15.86	0.46	130.0	± 9.6 %
		Y	4.60	66.39	15.97		130.0	
		Z	4.55	66.30	15.85		130.0	
10589-AAA	IEEE 802.11a/h WiFi 5 GHz (OFDM, 48 Mbps, 90pc duty cycle)	X	4.60	67.07	16.52	0.46	130.0	± 9.6 %
		Y	4.68	67.08	16.55		130.0	
		Z	4.64	67.07	16.50		130.0	
10590-AAA	IEEE 802.11a/h WiFi 5 GHz (OFDM, 54 Mbps, 90pc duty cycle)	X	4.40	66.00	15.61	0.46	130.0	± 9.6 %
		Y	4.50	66.13	15.74		130.0	
		Z	4.45	66.01	15.61		130.0	



EX3DV4- SN:3759

December 16, 2016

10591-AAA	IEEE 802.11n (HT Mixed, 20MHz, MCS0, 90pc duty cycle)	X	4.75	66.52	16.35	0.46	130.0	± 9.6 %
		Y	4.81	66.52	16.40		130.0	
		Z	4.78	66.51	16.34		130.0	
10592-AAA	IEEE 802.11n (HT Mixed, 20MHz, MCS1, 90pc duty cycle)	X	4.89	66.84	16.48	0.46	130.0	± 9.6 %
		Y	4.97	66.86	16.53		130.0	
		Z	4.93	66.84	16.47		130.0	
10593-AAA	IEEE 802.11n (HT Mixed, 20MHz, MCS2, 90pc duty cycle)	X	4.81	66.73	16.35	0.46	130.0	± 9.6 %
		Y	4.89	66.77	16.41		130.0	
		Z	4.85	66.73	16.34		130.0	
10594-AAA	IEEE 802.11n (HT Mixed, 20MHz, MCS3, 90pc duty cycle)	X	4.86	66.91	16.51	0.46	130.0	± 9.6 %
		Y	4.94	66.93	16.56		130.0	
		Z	4.90	66.91	16.50		130.0	
10595-AAA	IEEE 802.11n (HT Mixed, 20MHz, MCS4, 90pc duty cycle)	X	4.83	66.85	16.40	0.46	130.0	± 9.6 %
		Y	4.91	66.88	16.46		130.0	
		Z	4.87	66.85	16.39		130.0	
10596-AAA	IEEE 802.11n (HT Mixed, 20MHz, MCS5, 90pc duty cycle)	X	4.76	66.83	16.40	0.46	130.0	± 9.6 %
		Y	4.85	66.87	16.46		130.0	
		Z	4.80	66.83	16.38		130.0	
10597-AAA	IEEE 802.11n (HT Mixed, 20MHz, MCS6, 90pc duty cycle)	X	4.71	66.72	16.27	0.46	130.0	± 9.6 %
		Y	4.79	66.78	16.35		130.0	
		Z	4.75	66.73	16.26		130.0	
10598-AAA	IEEE 802.11n (HT Mixed, 20MHz, MCS7, 90pc duty cycle)	X	4.70	66.97	16.55	0.46	130.0	± 9.6 %
		Y	4.78	67.01	16.60		130.0	
		Z	4.74	66.98	16.54		130.0	
10599-AAA	IEEE 802.11n (HT Mixed, 40MHz, MCS0, 90pc duty cycle)	X	5.41	67.02	16.56	0.46	130.0	± 9.6 %
		Y	5.48	67.08	16.61		130.0	
		Z	5.45	67.06	16.56		130.0	
10600-AAA	IEEE 802.11n (HT Mixed, 40MHz, MCS1, 90pc duty cycle)	X	5.53	67.40	16.73	0.46	130.0	± 9.6 %
		Y	5.61	67.47	16.78		130.0	
		Z	5.56	67.40	16.70		130.0	
10601-AAA	IEEE 802.11n (HT Mixed, 40MHz, MCS2, 90pc duty cycle)	X	5.43	67.18	16.64	0.46	130.0	± 9.6 %
		Y	5.50	67.24	16.68		130.0	
		Z	5.46	67.19	16.61		130.0	
10602-AAA	IEEE 802.11n (HT Mixed, 40MHz, MCS3, 90pc duty cycle)	X	5.54	67.27	16.59	0.46	130.0	± 9.6 %
		Y	5.59	67.24	16.60		130.0	
		Z	5.55	67.21	16.54		130.0	
10603-AAA	IEEE 802.11n (HT Mixed, 40MHz, MCS4, 90pc duty cycle)	X	5.60	67.54	16.87	0.46	130.0	± 9.6 %
		Y	5.68	67.57	16.90		130.0	
		Z	5.63	67.52	16.83		130.0	
10604-AAA	IEEE 802.11n (HT Mixed, 40MHz, MCS5, 90pc duty cycle)	X	5.46	67.15	16.66	0.46	130.0	± 9.6 %
		Y	5.48	67.04	16.62		130.0	
		Z	5.46	67.05	16.58		130.0	
10605-AAA	IEEE 802.11n (HT Mixed, 40MHz, MCS6, 90pc duty cycle)	X	5.53	67.33	16.74	0.46	130.0	± 9.6 %
		Y	5.59	67.35	16.77		130.0	
		Z	5.55	67.31	16.70		130.0	
10606-AAA	IEEE 802.11n (HT Mixed, 40MHz, MCS7, 90pc duty cycle)	X	5.26	66.63	16.24	0.46	130.0	± 9.6 %
		Y	5.35	66.76	16.34		130.0	
		Z	5.30	66.67	16.24		130.0	



EX3DV4-- SN:3759

December 16, 2016

10607-AAA	IEEE 802.11ac WiFi (20MHz, MCS0, 90pc duty cycle)	X	4.58	65.82	15.97	0.46	130.0	± 9.6 %	
		Y	4.64	65.82	16.01			130.0	
		Z	4.61	65.80	15.95			130.0	
10608-AAA	IEEE 802.11ac WiFi (20MHz, MCS1, 90pc duty cycle)	X	4.75	66.20	16.13	0.46	130.0	± 9.6 %	
		Y	4.83	66.22	16.18			130.0	
		Z	4.79	66.19	16.11			130.0	
10609-AAA	IEEE 802.11ac WiFi (20MHz, MCS2, 90pc duty cycle)	X	4.64	66.03	15.95	0.46	130.0	± 9.6 %	
		Y	4.72	66.07	16.02			130.0	
		Z	4.68	66.02	15.94			130.0	
10610-AAA	IEEE 802.11ac WiFi (20MHz, MCS3, 90pc duty cycle)	X	4.69	66.20	16.12	0.46	130.0	± 9.6 %	
		Y	4.77	66.23	16.17			130.0	
		Z	4.73	66.19	16.11			130.0	
10611-AAA	IEEE 802.11ac WiFi (20MHz, MCS4, 90pc duty cycle)	X	4.61	65.99	15.96	0.46	130.0	± 9.6 %	
		Y	4.69	66.03	16.02			130.0	
		Z	4.64	65.99	15.95			130.0	
10612-AAA	IEEE 802.11ac WiFi (20MHz, MCS5, 90pc duty cycle)	X	4.61	66.12	16.00	0.46	130.0	± 9.6 %	
		Y	4.70	66.18	16.06			130.0	
		Z	4.65	66.12	15.98			130.0	
10613-AAA	IEEE 802.11ac WiFi (20MHz, MCS6, 90pc duty cycle)	X	4.61	65.99	15.87	0.46	130.0	± 9.6 %	
		Y	4.70	66.08	15.96			130.0	
		Z	4.65	66.00	15.86			130.0	
10614-AAA	IEEE 802.11ac WiFi (20MHz, MCS7, 90pc duty cycle)	X	4.56	66.21	16.12	0.46	130.0	± 9.6 %	
		Y	4.64	66.25	16.18			130.0	
		Z	4.60	66.21	16.11			130.0	
10615-AAA	IEEE 802.11ac WiFi (20MHz, MCS8, 90pc duty cycle)	X	4.60	65.81	15.72	0.46	130.0	± 9.6 %	
		Y	4.69	65.87	15.81			130.0	
		Z	4.64	65.79	15.71			130.0	
10616-AAA	IEEE 802.11ac WiFi (40MHz, MCS0, 90pc duty cycle)	X	5.23	66.28	16.18	0.46	130.0	± 9.6 %	
		Y	5.29	66.33	16.22			130.0	
		Z	5.26	66.29	16.17			130.0	
10617-AAA	IEEE 802.11ac WiFi (40MHz, MCS1, 90pc duty cycle)	X	5.29	66.46	16.24	0.46	130.0	± 9.6 %	
		Y	5.36	66.48	16.27			130.0	
		Z	5.32	66.45	16.21			130.0	
10618-AAA	IEEE 802.11ac WiFi (40MHz, MCS2, 90pc duty cycle)	X	5.18	66.47	16.26	0.46	130.0	± 9.6 %	
		Y	5.24	66.50	16.29			130.0	
		Z	5.21	66.46	16.24			130.0	
10619-AAA	IEEE 802.11ac WiFi (40MHz, MCS3, 90pc duty cycle)	X	5.19	66.25	16.09	0.46	130.0	± 9.6 %	
		Y	5.26	66.32	16.14			130.0	
		Z	5.22	66.26	16.07			130.0	
10620-AAA	IEEE 802.11ac WiFi (40MHz, MCS4, 90pc duty cycle)	X	5.28	66.29	16.16	0.46	130.0	± 9.6 %	
		Y	5.36	66.37	16.22			130.0	
		Z	5.31	66.31	16.14			130.0	
10621-AAA	IEEE 802.11ac WiFi (40MHz, MCS5, 90pc duty cycle)	X	5.29	66.47	16.37	0.46	130.0	± 9.6 %	
		Y	5.35	66.48	16.39			130.0	
		Z	5.32	66.47	16.35			130.0	
10622-AAA	IEEE 802.11ac WiFi (40MHz, MCS6, 90pc duty cycle)	X	5.30	66.62	16.44	0.46	130.0	± 9.6 %	
		Y	5.36	66.63	16.45			130.0	
		Z	5.33	66.61	16.41			130.0	



EX3DV4- SN:3759

December 16, 2016

10623-AAA	IEEE 802.11ac WiFi (40MHz, MCS7, 90pc duty cycle)	X	5.18	66.12	16.05	0.46	130.0	± 9.6 %
		Y	5.24	66.18	16.11		130.0	
		Z	5.21	66.13	16.03		130.0	
10624-AAA	IEEE 802.11ac WiFi (40MHz, MCS8, 90pc duty cycle)	X	5.37	66.33	16.23	0.46	130.0	± 9.6 %
		Y	5.43	66.38	16.27		130.0	
		Z	5.40	66.34	16.21		130.0	
10625-AAA	IEEE 802.11ac WiFi (40MHz, MCS9, 90pc duty cycle)	X	5.66	67.10	16.66	0.46	130.0	± 9.6 %
		Y	5.80	67.35	16.80		130.0	
		Z	5.73	67.22	16.70		130.0	
10626-AAA	IEEE 802.11ac WiFi (80MHz, MCS0, 90pc duty cycle)	X	5.54	66.36	16.15	0.46	130.0	± 9.6 %
		Y	5.58	66.40	16.18		130.0	
		Z	5.56	66.37	16.13		130.0	
10627-AAA	IEEE 802.11ac WiFi (80MHz, MCS1, 90pc duty cycle)	X	5.76	66.90	16.39	0.46	130.0	± 9.6 %
		Y	5.82	66.93	16.41		130.0	
		Z	5.78	66.89	16.35		130.0	
10628-AAA	IEEE 802.11ac WiFi (80MHz, MCS2, 90pc duty cycle)	X	5.55	66.39	16.06	0.46	130.0	± 9.6 %
		Y	5.62	66.51	16.13		130.0	
		Z	5.58	66.43	16.05		130.0	
10629-AAA	IEEE 802.11ac WiFi (80MHz, MCS3, 90pc duty cycle)	X	5.63	66.46	16.09	0.46	130.0	± 9.6 %
		Y	5.71	66.59	16.17		130.0	
		Z	5.65	66.47	16.07		130.0	
10630-AAA	IEEE 802.11ac WiFi (80MHz, MCS4, 90pc duty cycle)	X	5.98	67.71	16.72	0.46	130.0	± 9.6 %
		Y	6.12	68.01	16.88		130.0	
		Z	6.03	67.80	16.73		130.0	
10631-AAA	IEEE 802.11ac WiFi (80MHz, MCS5, 90pc duty cycle)	X	5.93	67.68	16.90	0.46	130.0	± 9.6 %
		Y	6.03	67.84	16.98		130.0	
		Z	5.98	67.75	16.91		130.0	
10632-AAA	IEEE 802.11ac WiFi (80MHz, MCS6, 90pc duty cycle)	X	5.74	67.01	16.58	0.46	130.0	± 9.6 %
		Y	5.79	67.00	16.58		130.0	
		Z	5.76	66.99	16.55		130.0	
10633-AAA	IEEE 802.11ac WiFi (80MHz, MCS7, 90pc duty cycle)	X	5.62	66.59	16.20	0.46	130.0	± 9.6 %
		Y	5.68	66.67	16.24		130.0	
		Z	5.65	66.62	16.18		130.0	
10634-AAA	IEEE 802.11ac WiFi (80MHz, MCS8, 90pc duty cycle)	X	5.60	66.63	16.28	0.46	130.0	± 9.6 %
		Y	5.67	66.70	16.32		130.0	
		Z	5.64	66.66	16.27		130.0	
10635-AAA	IEEE 802.11ac WiFi (80MHz, MCS9, 90pc duty cycle)	X	5.47	65.91	15.63	0.46	130.0	± 9.6 %
		Y	5.56	66.05	15.73		130.0	
		Z	5.51	65.94	15.62		130.0	
10636-AAA	IEEE 1602.11ac WiFi (160MHz, MCS0, 90pc duty cycle)	X	5.95	66.72	16.24	0.46	130.0	± 9.6 %
		Y	5.99	66.78	16.28		130.0	
		Z	5.97	66.73	16.22		130.0	
10637-AAA	IEEE 1602.11ac WiFi (160MHz, MCS1, 90pc duty cycle)	X	6.10	67.09	16.41	0.46	130.0	± 9.6 %
		Y	6.14	67.14	16.44		130.0	
		Z	6.11	67.09	16.38		130.0	
10638-AAA	IEEE 1602.11ac WiFi (160MHz, MCS2, 90pc duty cycle)	X	6.10	67.06	16.37	0.46	130.0	± 9.6 %
		Y	6.15	67.12	16.41		130.0	
		Z	6.12	67.07	16.35		130.0	



EX3DV4- SN:3759

December 16, 2016

10639-AAA	IEEE 1602.11ac WiFi (160MHz, MCS3, 90pc duty cycle)	X	6.07	67.01	16.39	0.46	130.0	± 9.6 %
		Y	6.13	67.09	16.44		130.0	
		Z	6.10	67.03	16.38		130.0	
10640-AAA	IEEE 1602.11ac WiFi (160MHz, MCS4, 90pc duty cycle)	X	6.07	66.99	16.32	0.46	130.0	± 9.6 %
		Y	6.14	67.11	16.39		130.0	
		Z	6.09	67.02	16.31		130.0	
10641-AAA	IEEE 1602.11ac WiFi (160MHz, MCS5, 90pc duty cycle)	X	6.13	66.94	16.31	0.46	130.0	± 9.6 %
		Y	6.17	66.99	16.35		130.0	
		Z	6.14	66.93	16.28		130.0	
10642-AAA	IEEE 1602.11ac WiFi (160MHz, MCS6, 90pc duty cycle)	X	6.17	67.20	16.62	0.46	130.0	± 9.6 %
		Y	6.22	67.26	16.65		130.0	
		Z	6.19	67.22	16.61		130.0	
10643-AAA	IEEE 1602.11ac WiFi (160MHz, MCS7, 90pc duty cycle)	X	6.00	66.86	16.34	0.46	130.0	± 9.6 %
		Y	6.05	66.94	16.39		130.0	
		Z	6.02	66.87	16.31		130.0	
10644-AAA	IEEE 1602.11ac WiFi (160MHz, MCS8, 90pc duty cycle)	X	6.13	67.25	16.56	0.46	130.0	± 9.6 %
		Y	6.22	67.46	16.67		130.0	
		Z	6.17	67.33	16.57		130.0	
10645-AAA	IEEE 1602.11ac WiFi (160MHz, MCS9, 90pc duty cycle)	X	6.30	67.39	16.59	0.46	130.0	± 9.6 %
		Y	6.61	68.18	16.99		130.0	
		Z	6.44	67.75	16.73		130.0	
10646-AAC	LTE-TDD (SC-FDMA, 1 RB, 5 MHz, QPSK, UL Subframe=2,7)	X	11.76	96.35	31.88	9.30	60.0	± 9.6 %
		Y	19.05	107.46	35.85		60.0	
		Z	11.88	94.80	30.95		60.0	
10647-AAB	LTE-TDD (SC-FDMA, 1 RB, 20 MHz, QPSK, UL Subframe=2,7)	X	10.62	94.79	31.49	9.30	60.0	± 9.6 %
		Y	16.98	105.61	35.43		60.0	
		Z	10.96	93.72	30.71		60.0	
10648-AAA	CDMA2000 (1x Advanced)	X	0.66	63.03	10.35	0.00	150.0	± 9.6 %
		Y	0.70	63.32	10.86		150.0	
		Z	0.69	63.19	10.65		150.0	

^E Uncertainty is determined using the max. deviation from linear response applying rectangular distribution and is expressed for the square of the field value.



Product Service

ANNEX B

DIPOLE CALIBRATION REPORTS



Product Service

**Calibration Laboratory of
Schmid & Partner
Engineering AG**
Zeughausstrasse 43, 8004 Zurich, Switzerland



S Schweizerischer Kalibrierdienst
C Service suisse d'étalonnage
S Servizio svizzero di taratura
S Swiss Calibration Service

Accredited by the Swiss Accreditation Service (SAS)
The Swiss Accreditation Service is one of the signatories to the EA
Multilateral Agreement for the recognition of calibration certificates

Accreditation No.: **SCS 0108**

Client **Tüv SÜD UK**

Certificate No: **D2450V2-715_Dec16**

CALIBRATION CERTIFICATE

Object	D2450V2 - SN:715		
Calibration procedure(s)	QA CAL-05.v9 Calibration procedure for dipole validation kits above 700 MHz		
Calibration date:	December 09, 2016		
This calibration certificate documents the traceability to national standards, which realize the physical units of measurements (SI). The measurements and the uncertainties with confidence probability are given on the following pages and are part of the certificate.			
All calibrations have been conducted in the closed laboratory facility: environment temperature (22 ± 3)°C and humidity < 70%.			
Calibration Equipment used (M&TE critical for calibration)			
Primary Standards	ID #	Cal Date (Certificate No.)	Scheduled Calibration
Power meter NRP	SN: 104778	06-Apr-16 (No. 217-02288/02289)	Apr-17
Power sensor NRP-Z91	SN: 103244	06-Apr-16 (No. 217-02288)	Apr-17
Power sensor NRP-Z91	SN: 103245	06-Apr-16 (No. 217-02289)	Apr-17
Reference 20 dB Attenuator	SN: 5058 (20k)	05-Apr-16 (No. 217-02292)	Apr-17
Type-N mismatch combination	SN: 5047.2 / 06327	05-Apr-16 (No. 217-02295)	Apr-17
Reference Probe EX3DV4	SN: 7349	15-Jun-16 (No. EX3-7349_Jun16)	Jun-17
DAE4	SN: 601	30-Dec-15 (No. DAE4-601_Dec15)	Dec-16
Secondary Standards	ID #	Check Date (in house)	Scheduled Check
Power meter EPM-442A	SN: GB37480704	07-Oct-15 (in house check Oct-16)	In house check: Oct-18
Power sensor HP 8481A	SN: US37292783	07-Oct-15 (in house check Oct-16)	In house check: Oct-18
Power sensor HP 8481A	SN: MY41092317	07-Oct-15 (in house check Oct-16)	In house check: Oct-18
RF generator R&S SMT-06	SN: 100972	15-Jun-15 (in house check Oct-16)	In house check: Oct-18
Network Analyzer HP 8753E	SN: US37390585	18-Oct-01 (in house check Oct-16)	In house check: Oct-17
Calibrated by:	Name Johannes Kurikka	Function Laboratory Technician	Signature
Approved by:	Name Katja Pokovic	Technical Manager	
			Issued: December 13, 2016
This calibration certificate shall not be reproduced except in full without written approval of the laboratory.			



Product Service

Calibration Laboratory of
Schmid & Partner
Engineering AG
Zeughausstrasse 43, 8004 Zurich, Switzerland



S Schweizerischer Kalibrierdienst
C Service suisse d'étalonnage
S Servizio svizzero di taratura
S Swiss Calibration Service

Accredited by the Swiss Accreditation Service (SAS)
The Swiss Accreditation Service is one of the signatories to the EA
Multilateral Agreement for the recognition of calibration certificates

Accreditation No.: **SCS 0108****Glossary:**

TSL tissue simulating liquid
ConvF sensitivity in TSL / NORM x,y,z
N/A not applicable or not measured

Calibration is Performed According to the Following Standards:

- IEEE Std 1528-2013, "IEEE Recommended Practice for Determining the Peak Spatial-Averaged Specific Absorption Rate (SAR) in the Human Head from Wireless Communications Devices: Measurement Techniques", June 2013
- IEC 62209-1, "Procedure to measure the Specific Absorption Rate (SAR) for hand-held devices used in close proximity to the ear (frequency range of 300 MHz to 3 GHz)", February 2005
- IEC 62209-2, "Procedure to determine the Specific Absorption Rate (SAR) for wireless communication devices used in close proximity to the human body (frequency range of 30 MHz to 6 GHz)", March 2010
- KDB 865664, "SAR Measurement Requirements for 100 MHz to 6 GHz"

Additional Documentation:

- DASY4/5 System Handbook

Methods Applied and Interpretation of Parameters:

- Measurement Conditions:* Further details are available from the Validation Report at the end of the certificate. All figures stated in the certificate are valid at the frequency indicated.
- Antenna Parameters with TSL:* The dipole is mounted with the spacer to position its feed point exactly below the center marking of the flat phantom section, with the arms oriented parallel to the body axis.
- Feed Point Impedance and Return Loss:* These parameters are measured with the dipole positioned under the liquid filled phantom. The impedance stated is transformed from the measurement at the SMA connector to the feed point. The Return Loss ensures low reflected power. No uncertainty required.
- Electrical Delay:* One-way delay between the SMA connector and the antenna feed point. No uncertainty required.
- SAR measured:* SAR measured at the stated antenna input power.
- SAR normalized:* SAR as measured, normalized to an input power of 1 W at the antenna connector.
- SAR for nominal TSL parameters:* The measured TSL parameters are used to calculate the nominal SAR result.

The reported uncertainty of measurement is stated as the standard uncertainty of measurement multiplied by the coverage factor $k=2$, which for a normal distribution corresponds to a coverage probability of approximately 95%.



Measurement Conditions

DASY system configuration, as far as not given on page 1.

DASY Version	DASY5	V52.8.8
Extrapolation	Advanced Extrapolation	
Phantom	Modular Flat Phantom	
Distance Dipole Center - TSL	10 mm	with Spacer
Zoom Scan Resolution	dx, dy, dz = 5 mm	
Frequency	2450 MHz ± 1 MHz	

Head TSL parameters

The following parameters and calculations were applied.

	Temperature	Permittivity	Conductivity
Nominal Head TSL parameters	22.0 °C	39.2	1.80 mho/m
Measured Head TSL parameters	(22.0 ± 0.2) °C	37.8 ± 6 %	1.85 mho/m ± 6 %
Head TSL temperature change during test	< 0.5 °C	----	----

SAR result with Head TSL

SAR averaged over 1 cm ³ (1 g) of Head TSL	Condition	
SAR measured	250 mW input power	13.2 W/kg
SAR for nominal Head TSL parameters	normalized to 1W	51.7 W/kg ± 17.0 % (k=2)

SAR averaged over 10 cm ³ (10 g) of Head TSL	condition	
SAR measured	250 mW input power	6.14 W/kg
SAR for nominal Head TSL parameters	normalized to 1W	24.2 W/kg ± 16.5 % (k=2)

Body TSL parameters

The following parameters and calculations were applied.

	Temperature	Permittivity	Conductivity
Nominal Body TSL parameters	22.0 °C	52.7	1.95 mho/m
Measured Body TSL parameters	(22.0 ± 0.2) °C	50.7 ± 6 %	1.99 mho/m ± 6 %
Body TSL temperature change during test	< 0.5 °C	----	----

SAR result with Body TSL

SAR averaged over 1 cm ³ (1 g) of Body TSL	Condition	
SAR measured	250 mW input power	12.9 W/kg
SAR for nominal Body TSL parameters	normalized to 1W	50.6 W/kg ± 17.0 % (k=2)

SAR averaged over 10 cm ³ (10 g) of Body TSL	condition	
SAR measured	250 mW input power	6.00 W/kg
SAR for nominal Body TSL parameters	normalized to 1W	23.7 W/kg ± 16.5 % (k=2)



Appendix (Additional assessments outside the scope of SCS 0108)

Antenna Parameters with Head TSL

Impedance, transformed to feed point	54.3 Ω + 0.5 j Ω
Return Loss	- 27.6 dB

Antenna Parameters with Body TSL

Impedance, transformed to feed point	49.8 Ω + 1.7 j Ω
Return Loss	- 35.5 dB

General Antenna Parameters and Design

Electrical Delay (one direction)	1.157 ns
----------------------------------	----------

After long term use with 100W radiated power, only a slight warming of the dipole near the feedpoint can be measured.

The dipole is made of standard semirigid coaxial cable. The center conductor of the feeding line is directly connected to the second arm of the dipole. The antenna is therefore short-circuited for DC-signals. On some of the dipoles, small end caps are added to the dipole arms in order to improve matching when loaded according to the position as explained in the "Measurement Conditions" paragraph. The SAR data are not affected by this change. The overall dipole length is still according to the Standard.

No excessive force must be applied to the dipole arms, because they might bend or the soldered connections near the feedpoint may be damaged.

Additional EUT Data

Manufactured by	SPEAG
Manufactured on	July 05, 2002



DASY5 Validation Report for Head TSL

Date: 09.12.2016

Test Laboratory: SPEAG, Zurich, Switzerland

DUT: Dipole 2450 MHz; Type: D2450V2; Serial: D2450V2 - SN:715

Communication System: UID 0 - CW; Frequency: 2450 MHz

Medium parameters used: $f = 2450$ MHz; $\sigma = 1.85$ S/m; $\epsilon_r = 37.8$; $\rho = 1000$ kg/m³

Phantom section: Flat Section

Measurement Standard: DASY5 (IEEE/IEC/ANSI C63.19-2011)

DASY52 Configuration:

- Probe: EX3DV4 - SN7349; ConvF(7.72, 7.72, 7.72); Calibrated: 15.06.2016;
- Sensor-Surface: 1.4mm (Mechanical Surface Detection)
- Electronics: DAE4 Sn601; Calibrated: 30.12.2015
- Phantom: Flat Phantom 5.0 (front); Type: QD 000 P50 AA; Serial: 1001
- DASY52 52.8.8(1258); SEMCAD X 14.6.10(7372)

Dipole Calibration for Head Tissue/Pin=250 mW, d=10mm/Zoom Scan (7x7x7)/Cube 0:


Measurement grid: dx=5mm, dy=5mm, dz=5mm

Reference Value = 113.9 V/m; Power Drift = -0.02 dB

Peak SAR (extrapolated) = 26.6 W/kg

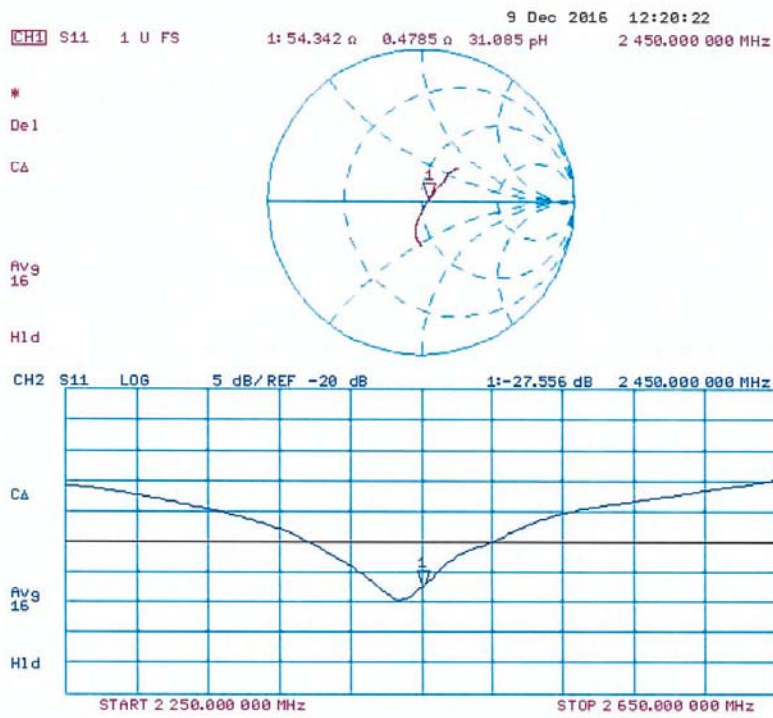
SAR(1 g) = 13.2 W/kg; SAR(10 g) = 6.14 W/kg

Maximum value of SAR (measured) = 21.7 W/kg





Impedance Measurement Plot for Head TSL





DASY5 Validation Report for Body TSL

Date: 09.12.2016

Test Laboratory: SPEAG, Zurich, Switzerland

DUT: Dipole 2450 MHz; Type: D2450V2; Serial: D2450V2 - SN:715

Communication System: UID 0 - CW; Frequency: 2450 MHz

Medium parameters used: $f = 2450$ MHz; $\sigma = 1.99$ S/m; $\epsilon_r = 50.7$; $\rho = 1000$ kg/m³

Phantom section: Flat Section

Measurement Standard: DASY5 (IEEE/IEC/ANSI C63.19-2011)

DASY52 Configuration:

- Probe: EX3DV4 - SN7349; ConvF(7.79, 7.79, 7.79); Calibrated: 15.06.2016;
- Sensor-Surface: 1.4mm (Mechanical Surface Detection)
- Electronics: DAE4 Sn601; Calibrated: 30.12.2015
- Phantom: Flat Phantom 5.0 (back); Type: QD 000 P50 AA; Serial: 1002
- DASY52 52.8.8(1258); SEMCAD X 14.6.10(7372)

Dipole Calibration for Body Tissue/Pin=250 mW, d=10mm/Zoom Scan (7x7x7)/Cube 0:


Measurement grid: dx=5mm, dy=5mm, dz=5mm

Reference Value = 107.1 V/m; Power Drift = -0.04 dB

Peak SAR (extrapolated) = 25.7 W/kg

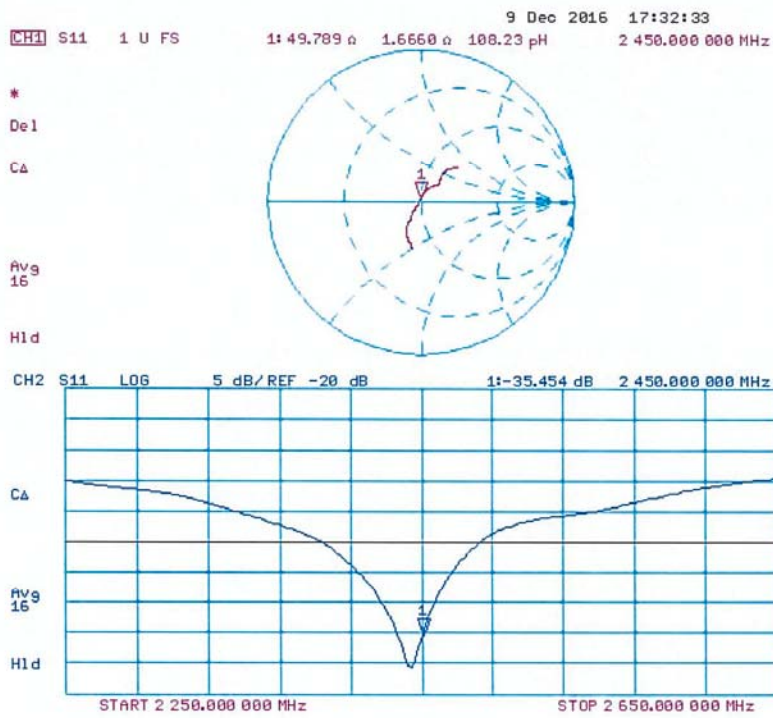
SAR(1 g) = 12.9 W/kg; SAR(10 g) = 6 W/kg

Maximum value of SAR (measured) = 21.1 W/kg





Impedance Measurement Plot for Body TSL





Product Service

**Calibration Laboratory of
Schmid & Partner
Engineering AG**
Zeughausstrasse 43, 8004 Zurich, Switzerland



S Schweizerischer Kalibrierdienst
C Service suisse d'étalonnage
S Servizio svizzero di taratura
S Swiss Calibration Service

Accredited by the Swiss Accreditation Service (SAS)
The Swiss Accreditation Service is one of the signatories to the EA
Multilateral Agreement for the recognition of calibration certificates

Accreditation No.: **SCS 0108**

Client **Tüv SÜD UK**

Certificate No: **D5GHzV2-1100_Dec16**

CALIBRATION CERTIFICATE																																																											
Object	D5GHzV2 - SN:1100																																																										
Calibration procedure(s)	QA CAL-22.v2 Calibration procedure for dipole validation kits between 3-6 GHz																																																										
Calibration date:	December 13, 2016																																																										
<p>This calibration certificate documents the traceability to national standards, which realize the physical units of measurements (SI). The measurements and the uncertainties with confidence probability are given on the following pages and are part of the certificate.</p> <p>All calibrations have been conducted in the closed laboratory facility: environment temperature (22 ± 3)°C and humidity < 70%.</p> <p>Calibration Equipment used (M&TE critical for calibration)</p> <table border="1"> <thead> <tr> <th>Primary Standards</th> <th>ID #</th> <th>Cal Date (Certificate No.)</th> <th>Scheduled Calibration</th> </tr> </thead> <tbody> <tr> <td>Power meter NRP</td> <td>SN: 104778</td> <td>06-Apr-16 (No. 217-02288/02289)</td> <td>Apr-17</td> </tr> <tr> <td>Power sensor NRP-Z91</td> <td>SN: 103244</td> <td>06-Apr-16 (No. 217-02288)</td> <td>Apr-17</td> </tr> <tr> <td>Power sensor NRP-Z91</td> <td>SN: 103245</td> <td>06-Apr-16 (No. 217-02289)</td> <td>Apr-17</td> </tr> <tr> <td>Reference 20 dB Attenuator</td> <td>SN: 5058 (20k)</td> <td>05-Apr-16 (No. 217-02292)</td> <td>Apr-17</td> </tr> <tr> <td>Type-N mismatch combination</td> <td>SN: 5047.2 / 06327</td> <td>05-Apr-16 (No. 217-02295)</td> <td>Apr-17</td> </tr> <tr> <td>Reference Probe EX3DV4</td> <td>SN: 3503</td> <td>30-Jun-16 (No. EX3-3503_Jun16)</td> <td>Jun-17</td> </tr> <tr> <td>DAE4</td> <td>SN: 601</td> <td>30-Dec-15 (No. DAE4-601_Dec15)</td> <td>Dec-16</td> </tr> </tbody> </table> <table border="1"> <thead> <tr> <th>Secondary Standards</th> <th>ID #</th> <th>Check Date (in house)</th> <th>Scheduled Check</th> </tr> </thead> <tbody> <tr> <td>Power meter EPM-442A</td> <td>SN: GB37480704</td> <td>07-Oct-15 (in house check Oct-16)</td> <td>In house check: Oct-18</td> </tr> <tr> <td>Power sensor HP 8481A</td> <td>SN: US37292783</td> <td>07-Oct-15 (in house check Oct-16)</td> <td>In house check: Oct-18</td> </tr> <tr> <td>Power sensor HP 8481A</td> <td>SN: MY41092317</td> <td>07-Oct-15 (in house check Oct-16)</td> <td>In house check: Oct-18</td> </tr> <tr> <td>RF generator R&S SMT-06</td> <td>SN: 100972</td> <td>15-Jun-15 (in house check Oct-16)</td> <td>In house check: Oct-18</td> </tr> <tr> <td>Network Analyzer HP 8753E</td> <td>SN: US37390585</td> <td>18-Oct-01 (in house check Oct-16)</td> <td>In house check: Oct-17</td> </tr> </tbody> </table>				Primary Standards	ID #	Cal Date (Certificate No.)	Scheduled Calibration	Power meter NRP	SN: 104778	06-Apr-16 (No. 217-02288/02289)	Apr-17	Power sensor NRP-Z91	SN: 103244	06-Apr-16 (No. 217-02288)	Apr-17	Power sensor NRP-Z91	SN: 103245	06-Apr-16 (No. 217-02289)	Apr-17	Reference 20 dB Attenuator	SN: 5058 (20k)	05-Apr-16 (No. 217-02292)	Apr-17	Type-N mismatch combination	SN: 5047.2 / 06327	05-Apr-16 (No. 217-02295)	Apr-17	Reference Probe EX3DV4	SN: 3503	30-Jun-16 (No. EX3-3503_Jun16)	Jun-17	DAE4	SN: 601	30-Dec-15 (No. DAE4-601_Dec15)	Dec-16	Secondary Standards	ID #	Check Date (in house)	Scheduled Check	Power meter EPM-442A	SN: GB37480704	07-Oct-15 (in house check Oct-16)	In house check: Oct-18	Power sensor HP 8481A	SN: US37292783	07-Oct-15 (in house check Oct-16)	In house check: Oct-18	Power sensor HP 8481A	SN: MY41092317	07-Oct-15 (in house check Oct-16)	In house check: Oct-18	RF generator R&S SMT-06	SN: 100972	15-Jun-15 (in house check Oct-16)	In house check: Oct-18	Network Analyzer HP 8753E	SN: US37390585	18-Oct-01 (in house check Oct-16)	In house check: Oct-17
Primary Standards	ID #	Cal Date (Certificate No.)	Scheduled Calibration																																																								
Power meter NRP	SN: 104778	06-Apr-16 (No. 217-02288/02289)	Apr-17																																																								
Power sensor NRP-Z91	SN: 103244	06-Apr-16 (No. 217-02288)	Apr-17																																																								
Power sensor NRP-Z91	SN: 103245	06-Apr-16 (No. 217-02289)	Apr-17																																																								
Reference 20 dB Attenuator	SN: 5058 (20k)	05-Apr-16 (No. 217-02292)	Apr-17																																																								
Type-N mismatch combination	SN: 5047.2 / 06327	05-Apr-16 (No. 217-02295)	Apr-17																																																								
Reference Probe EX3DV4	SN: 3503	30-Jun-16 (No. EX3-3503_Jun16)	Jun-17																																																								
DAE4	SN: 601	30-Dec-15 (No. DAE4-601_Dec15)	Dec-16																																																								
Secondary Standards	ID #	Check Date (in house)	Scheduled Check																																																								
Power meter EPM-442A	SN: GB37480704	07-Oct-15 (in house check Oct-16)	In house check: Oct-18																																																								
Power sensor HP 8481A	SN: US37292783	07-Oct-15 (in house check Oct-16)	In house check: Oct-18																																																								
Power sensor HP 8481A	SN: MY41092317	07-Oct-15 (in house check Oct-16)	In house check: Oct-18																																																								
RF generator R&S SMT-06	SN: 100972	15-Jun-15 (in house check Oct-16)	In house check: Oct-18																																																								
Network Analyzer HP 8753E	SN: US37390585	18-Oct-01 (in house check Oct-16)	In house check: Oct-17																																																								
Calibrated by:	Name Michael Weber	Function Laboratory Technician	Signature 																																																								
Approved by:	Katja Pokovic	Technical Manager																																																									
Issued: December 15, 2016																																																											
This calibration certificate shall not be reproduced except in full without written approval of the laboratory.																																																											



Measurement Conditions

DASY system configuration, as far as not given on page 1.

DASY Version	DASY5	V52.8.8
Extrapolation	Advanced Extrapolation	
Phantom	Modular Flat Phantom V5.0	
Distance Dipole Center - TSL	10 mm	with Spacer
Zoom Scan Resolution	dx, dy = 4.0 mm, dz = 1.4 mm	Graded Ratio = 1.4 (Z direction)
Frequency	5200 MHz ± 1 MHz 5300 MHz ± 1 MHz 5500 MHz ± 1 MHz 5600 MHz ± 1 MHz 5800 MHz ± 1 MHz	

Head TSL parameters at 5200 MHz

The following parameters and calculations were applied.

	Temperature	Permittivity	Conductivity
Nominal Head TSL parameters	22.0 °C	36.0	4.66 mho/m
Measured Head TSL parameters	(22.0 ± 0.2) °C	34.8 ± 6 %	4.53 mho/m ± 6 %
Head TSL temperature change during test	< 0.5 °C	----	----

SAR result with Head TSL at 5200 MHz

SAR averaged over 1 cm ³ (1 g) of Head TSL	Condition	
SAR measured	100 mW input power	7.64 W/kg
SAR for nominal Head TSL parameters	normalized to 1W	75.8 W/kg ± 19.9 % (k=2)

SAR averaged over 10 cm ³ (10 g) of Head TSL	condition	
SAR measured	100 mW input power	2.20 W/kg
SAR for nominal Head TSL parameters	normalized to 1W	21.8 W/kg ± 19.5 % (k=2)