

TEST SETUP PHOTO

1. Conducted Emission setup photo

1. Front




2. Rear




2. Radiated Emission setup photo (below 30 MHz)

1. Front




2. Rear



1. Radiated Emission setup photo (below 1 GHz)

1. Front



2. Rear

