



1. CONDUCTED PEAK OUTPUT POWER

9.1 Block Diagram Of Test Setup



9.2 Limit

(1) For the band 5.15-5.25 GHz.

(i) For an outdoor access point operating in the band 5.15-5.25 GHz, the maximum conducted output power over the frequency band of operation shall not exceed 1 W provided the maximum antenna gain does not exceed 6 dBi. In addition, the maximum power spectral density shall not exceed 17 dBm in any 1 megahertz band. If transmitting antennas of directional gain greater than 6 dBi are used, both the maximum conducted output power and the maximum power spectral density shall be reduced by the amount in dB that the directional gain of the antenna exceeds 6 dBi. The maximum e.i.r.p.

at any elevation angle above 30 degrees as measured from the horizon must not exceed 125 mW (21 dBm).

(ii) For an indoor access point operating in the band 5.15-5.25 GHz, the maximum conducted output power over the frequency band of operation shall not exceed 1 W provided the maximum antenna gain does not exceed 6 dBi. In addition, the maximum power spectral density shall not exceed 17 dBm in any 1 megahertz band. If transmitting antennas of directional gain greater than 6 dBi are used, both the maximum conducted output power and the maximum power spectral density shall be reduced by the amount in dB that the directional gain of the antenna exceeds 6 dBi.

(iii) For fixed point-to-point access points operating in the band 5.15-5.25 GHz, the maximum conducted output power over the frequency band of operation shall not exceed 1 W. In addition, the maximum power spectral density shall not exceed 17 dBm in any 1 megahertz band. Fixed point-to-point U-NII devices may employ antennas with directional gain up to 23 dBi without any corresponding reduction in the maximum conducted output power or maximum power spectral density. For fixed point-to-point transmitters that employ a directional antenna gain greater than 23 dBi, a 1 dB reduction in maximum conducted output power and maximum power spectral density is required for each 1 dB of antenna gain in excess of 23 dBi. Fixed, point-to-point operations exclude the use of point-to-multipoint systems, omnidirectional applications, and multiple collocated transmitters transmitting the same information. The operator of the U-NII device, or if the equipment is professionally installed, the installer, is responsible for ensuring that systems employing high gain directional antennas are used exclusively for fixed, point-to-point operations.

(iv) For mobile and portable client devices in the 5.15-5.25 GHz band, the maximum conducted output power over the frequency band of operation shall not exceed 250 mW provided the maximum antenna gain does not exceed 6 dBi. In addition, the maximum power spectral density shall not exceed 11 dBm in any 1 megahertz band. If transmitting antennas of directional gain greater than 6 dBi are used, both the maximum conducted output power and the maximum power spectral density shall be reduced by the amount in dB that the directional gain of the antenna exceeds 6 dBi.

(2) For the 5.25-5.35 GHz and 5.47-5.725 GHz bands, the maximum conducted output power over the frequency bands of operation shall not exceed the lesser of 250 mW or $11 \text{ dBm} + 10 \log B$, where B is the 26 dB emission bandwidth in megahertz. In addition, the maximum power spectral density shall not exceed 11 dBm in any 1 megahertz band. If transmitting antennas of directional gain greater than 6 dBi are used, both the maximum conducted output power and the maximum power spectral density shall be reduced by the amount in dB that the directional gain of the antenna exceeds 6 dBi.

(4) The maximum conducted output power must be measured over any interval of continuous transmission using instrumentation calibrated in terms of an rms-equivalent voltage.

(5) The maximum power spectral density is measured as a conducted emission by direct connection of a calibrated test instrument to the equipment under test. If the device cannot be connected directly, alternative techniques acceptable to the Commission may be used. Measurements in the 5.725-5.85 GHz band are made over a reference bandwidth of 500 kHz or the 26 dB emission bandwidth of the device, whichever is less. Measurements in the 5.15-5.25 GHz, 5.25-5.35 GHz, and the 5.47-5.725 GHz bands are made over a bandwidth of 1 MHz or the 26 dB emission bandwidth of the device, whichever is less. A narrower resolution bandwidth can be used, provided that the measured power is integrated over the full reference bandwidth.



(h) Transmit Power Control (TPC) and Dynamic Frequency Selection (DFS).

(1) Transmit power control (TPC). U-NII devices operating in the 5.25-5.35 GHz band and the 5.47-5.725 GHz band shall employ a TPC mechanism. The U-NII device is required to have the capability to operate at least 6 dB below the mean EIRP value of 30 dBm. A TPC mechanism is not required for systems with an e.i.r.p. of less than 500 mW.

9.3 Test procedure

According to KDB789033 D02v02r01 sectionE, the following is the measurement procedure.

(i) Set span to encompass the entire emission bandwidth (EBW) (or, alternatively, the entire 99% occupied bandwidth) of the signal.

(ii) Set RBW = 1 MHz.

(iii) Set VBW \geq 3 MHz.

(iv) Number of points in sweep $\geq 2 \times \text{span} / \text{RBW}$. (This ensures that bin-to-bin spacing is $\leq \text{RBW}/2$, so that narrowband signals are not lost between frequency bins.)

(v) Sweep time = auto.

(vi) Detector = power averaging (rms), if available. Otherwise, use sample detector mode.

(vii) If transmit duty cycle $< 98\%$, use a video trigger with the trigger level set to enable triggering only on full power pulses. Transmitter must operate at maximum power control level for the entire duration of every sweep. If the EUT transmits continuously (i.e., with no off intervals) or at duty cycle $\geq 98\%$, and if each transmission is entirely at the maximum power control level, then the trigger shall be set to "free run."

(viii) Trace average at least 100 traces in power averaging (rms) mode.

(ix) Compute power by integrating the spectrum across the EBW (or, alternatively, the entire 99% occupied bandwidth) of the signal using the instrument's band power measurement function with band limits set equal to the EBW (or occupied bandwidth) band edges. If the instrument does not have a band power function, sum the spectrum levels (in power units) at 1 MHz intervals extending across the EBW (or, alternatively, the entire 99% occupied bandwidth) of the spectrum.



9.4 Test Result

5150-5250MHz:

| Test mode1 | Test Channel (MHz) | Output Power dBm ANT1 | Output Power dBm ANT2 | Output Power dBm Total | Limit dBm |
|---------------|--------------------|-----------------------|-----------------------|------------------------|-----------|
| 802.11a | 5180 | 14.48 | 14.108 | / | 23.98 |
| | 5200 | 14.231 | 14.317 | / | 23.98 |
| | 5240 | 14.292 | 14.886 | / | 23.98 |
| 802.11ac20 | 5180 | 14.763 | 14.302 | 17.549 | 23.98 |
| | 5200 | 14.542 | 14.368 | 17.466 | 23.98 |
| | 5240 | 14.251 | 14.777 | 17.532 | 23.98 |
| 802.11ac40 | 5190 | 13.88 | 13.477 | 16.693 | 23.98 |
| | 5230 | 13.258 | 13.725 | 16.508 | 23.98 |
| 802.11ac80 | 5210 | 12.28 | 12.516 | 15.410 | 23.98 |
| 802.11ax80 | 5210 | 10.91 | 10.34 | 13.640 | 23.98 |
| 802.11n(HT20) | 5180 | 14.082 | 14.068 | 17.085 | 23.98 |
| | 5200 | 14.639 | 14.274 | 17.471 | 23.98 |
| | 5240 | 14.533 | 14.602 | 17.578 | 23.98 |
| 802.11n(HT40) | 5190 | 13.138 | 13.472 | 17.549 | 23.98 |
| | 5230 | 13.409 | 13.353 | 17.466 | 23.98 |

5250-5350MHz:

| Test mode1 | Test Channel (MHz) | Output Power dBm ANT1 | Output Power dBm ANT2 | Output Power dBm Total | Limit dBm |
|---------------|--------------------|-----------------------|-----------------------|------------------------|-----------|
| 802.11a | 5260 | 14.479 | 14.728 | / | 23.98 |
| | 5280 | 14.713 | 14.715 | / | 23.98 |
| | 5320 | 14.222 | 14.485 | / | 23.98 |
| 802.11ac20 | 5260 | 14.723 | 14.423 | 17.586 | 23.98 |
| | 5280 | 14.87 | 14.185 | 17.551 | 23.98 |
| | 5320 | 14.333 | 14.515 | 17.435 | 23.98 |
| 802.11ac40 | 5270 | 13.459 | 13.567 | 16.524 | 23.98 |
| | 5310 | 13.576 | 13.491 | 16.544 | 23.98 |
| 802.11ac80 | 5290 | 12.041 | 12.527 | 15.301 | 23.98 |
| 802.11ax80 | 5290 | 12.317 | 12.879 | 15.617 | 23.98 |
| 802.11n(HT20) | 5260 | 14.538 | 14.446 | 17.503 | 23.98 |
| | 5280 | 14.781 | 14.873 | 17.838 | 23.98 |
| | 5320 | 14.481 | 14.462 | 17.482 | 23.98 |
| 802.11n(HT40) | 5270 | 13.222 | 13.544 | 17.586 | 23.98 |
| | 5310 | 13.496 | 13.341 | 17.551 | 23.98 |



5470-5725MHz

| Test mode1 | Test Channel (MHz) | Output Power dBm ANT1 | Output Power dBm ANT2 | Output Power dBm Total | Limit dBm |
|---------------|--------------------|-----------------------|-----------------------|------------------------|-----------|
| 802.11a | 5500 | 14.465 | 14.444 | / | 23.98 |
| | 5580 | 14.13 | 14.208 | / | 23.98 |
| | 5700 | 14.235 | 14.018 | / | 23.98 |
| 802.11ac20 | 5500 | 14.12 | 14.483 | 17.316 | 23.98 |
| | 5580 | 14.533 | 14.02 | 17.294 | 23.98 |
| | 5700 | 13.969 | 13.744 | 16.868 | 23.98 |
| 802.11ac40 | 5510 | 13.742 | 13.6 | 16.682 | 23.98 |
| | 5670 | 13.68 | 13.119 | 16.419 | 23.98 |
| 802.11ac80 | 5530 | 11.574 | 12.217 | 14.918 | 23.98 |
| 802.11ax80 | 5530 | 11.912 | 12.097 | 15.016 | 23.98 |
| 802.11n(HT20) | 5500 | 14.296 | 14.557 | 17.439 | 23.98 |
| | 5580 | 14.047 | 14.13 | 17.099 | 23.98 |
| | 5700 | 14.023 | 14.077 | 17.060 | 23.98 |
| 802.11n(HT40) | 5510 | 13.202 | 13.095 | 17.316 | 23.98 |
| | 5670 | 13.278 | 13.775 | 17.294 | 23.98 |

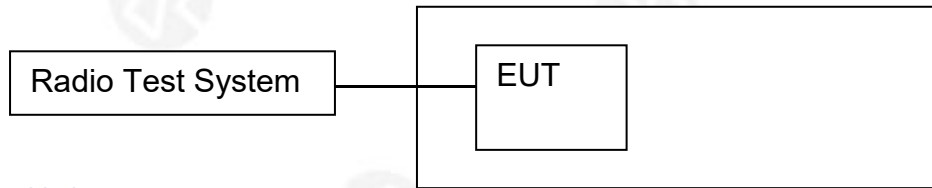
5745-5825MHz

| Test mode1 | Test Channel (MHz) | Output Power dBm ANT1 | Output Power dBm ANT2 | Output Power dBm Total | Limit dBm |
|---------------|--------------------|-----------------------|-----------------------|------------------------|-----------|
| 802.11a | 5745 | 14.242 | 14.031 | / | 30 |
| | 5785 | 14.059 | 14.113 | / | 30 |
| | 5825 | 14.782 | 14.607 | / | 30 |
| 802.11ac20 | 5745 | 14.539 | 14.323 | 17.443 | 30 |
| | 5785 | 14.597 | 14.462 | 17.540 | 30 |
| | 5825 | 14.305 | 14.828 | 17.585 | 30 |
| 802.11ac40 | 5755 | 13.59 | 13.44 | 16.526 | 30 |
| | 5795 | 13.412 | 13.704 | 16.571 | 30 |
| 802.11ac80 | 5775 | 12.787 | 12.248 | 15.536 | 30 |
| 802.11ax80 | 5775 | 11.641 | 12.198 | 14.939 | 30 |
| 802.11n(HT20) | 5745 | 14.072 | 14.424 | 17.262 | 30 |
| | 5785 | 13.603 | 14.086 | 16.862 | 30 |
| | 5825 | 14.737 | 14.816 | 17.787 | 30 |
| 802.11n(HT40) | 5755 | 13.622 | 13.563 | 17.443 | 30 |
| | 5795 | 13.425 | 13.495 | 17.540 | 30 |



2. EMISSION BANDWIDTH & OCCUPIED BANDWIDTH

10.1 Block Diagram Of Test Setup



10.2 Limits

(1) For the band 5.15-5.25 GHz.

(iv) For mobile and portable client devices in the 5.15-5.25 GHz band, the maximum conducted output power over the frequency band of operation shall not exceed 250 mW provided the maximum antenna gain does not exceed 6 dBi. In addition, the maximum power spectral density shall not exceed 11 dBm in any 1 megahertz band. If transmitting antennas of directional gain greater than 6 dBi are used, both the maximum conducted output power and the maximum power spectral density shall be reduced by the amount in dB that the directional gain of the antenna exceeds 6 dBi.

(2) For the 5.25-5.35 GHz and 5.47-5.725 GHz bands, the maximum conducted output power over the frequency bands of operation shall not exceed the lesser of 250 mW or $11 \text{ dBm} + 10 \log B$, where B is the 26 dB emission bandwidth in megahertz. In addition, the maximum power spectral density shall not exceed 11 dBm in any 1 megahertz band. If transmitting antennas of directional gain greater than 6 dBi are used, both the maximum conducted output power and the maximum power spectral density shall be reduced by the amount in dB that the directional gain of the antenna exceeds 6 dBi.

(3) For the band 5.725-5.85 GHz, the maximum conducted output power over the frequency band of operation shall not exceed 1 W. In addition, the maximum power spectral density shall not exceed 30 dBm in any 500-kHz band. If transmitting antennas of directional gain greater than 6 dBi are used, both the maximum conducted output power and the maximum power spectral density shall be reduced by the amount in dB that the directional gain of the antenna exceeds 6 dBi. However, fixed point-to-point U-NII devices operating in this band may employ transmitting antennas with directional gain greater than 6 dBi without any corresponding reduction in transmitter conducted power. Fixed, point-to-point operations exclude the use of point-to-multipoint systems, omnidirectional applications, and multiple collocated transmitters transmitting the same information. The operator of the U-NII device, or if the equipment is professionally installed, the installer, is responsible for ensuring that systems employing high gain directional antennas are used exclusively for fixed, point-to-point operations.

(e) Within the 5.725-5.85 GHz band, the minimum 6 dB bandwidth of U-NII devices shall be at least 500 kHz.

10.3 Test Procedure

According to KDB789033 D02v02r01 sectionE, the following is the measurement procedure.

1. Emission Bandwidth (EBW)

a) Set RBW = approximately 1% of the emission bandwidth.

b) Set the VBW > RBW.

c) Detector = Peak.

d) Trace mode = max hold.

e) Measure the maximum width of the emission that is 26 dB down from the maximum of the emission.

Compare this with the RBW setting of the analyzer. Readjust RBW and repeat measurement as needed until the RBW/EBW ratio is approximately 1%.

2. Minimum Emission Bandwidth for the band 5.725–5.85 GHz

Section 15.407(e) specifies the minimum 6 dB emission bandwidth of at least 500 kHz for the band 5.725–5.85 GHz. The following procedure shall be used for measuring this bandwidth:

a) Set RBW = 100 kHz.

b) Set the video bandwidth (VBW) $\geq 3 * \text{RBW}$.

c) Detector = Peak.

d) Trace mode = max hold.

e) Sweep = auto couple.

f) Allow the trace to stabilize.



g) Measure the maximum width of the emission that is constrained by the frequencies associated with the two outermost amplitude points (upper and lower frequencies) that are attenuated by 6 dB relative to the maximum level measured in the fundamental emission.

Note: The automatic bandwidth measurement capability of a spectrum analyzer or EMI receiver may be employed if it implements the functionality described in this section. For devices that use channel aggregation refer to III.A and III.C for determining emission bandwidth.

D. 99% Occupied Bandwidth

The 99% occupied bandwidth is the frequency bandwidth such that, below its lower and above its upper frequency limits, the mean powers are each equal to 0.5% of the total mean power of the given emission. Measurement of the 99% occupied bandwidth is *required* only as a condition for using the optional band-edge measurement techniques described in II.G.3.d). Measurements of 99% occupied bandwidth may also optionally be used in lieu of the EBW to define the minimum frequency range over which the 789033 D02 General UNII Test Procedures New Rules v02r01 Page 4 spectrum is integrated when measuring maximum conducted output power as described in II.E. However, the EBW must be measured to determine bandwidth dependent limits on maximum conducted output power in accordance with Section 15.407(a).

The following procedure shall be used for measuring (99%) power bandwidth:

1. Set center frequency to the nominal EUT channel center frequency.
2. Set span = 1.5 times to 5.0 times the OBW.
3. Set RBW = 1% to 5% of the OBW
4. Set VBW $\geq 3 * RBW$
5. Video averaging is not permitted. Where practical, a sample detection and single sweep mode shall be used. Otherwise, peak detection and max hold mode (until the trace stabilizes) shall be used.
6. Use the 99% power bandwidth function of the instrument (if available).
7. If the instrument does not have a 99% power bandwidth function, the trace data points are recovered and directly summed in power units. The recovered amplitude data points, beginning at the lowest frequency, are placed in a running sum until 0.5% of the total is reached; that frequency is recorded as the lower frequency. The process is repeated until 99.5% of the total is reached; that frequency is recorded as the upper frequency. The 99% occupied bandwidth is the difference between these two frequencies.



10.4 Test Results

| Test mode | Test Channel (MHz) | 26dB Bandwidth (MHz)&ANT1 | 26dB Bandwidth (MHz)&ANT2 |
|---------------|--------------------|---------------------------|---------------------------|
| 802.11a | 5180 | 24.963 | 22.787 |
| | 5200 | 26.051 | 23.811 |
| | 5240 | 22.906 | 23.56 |
| 802.11ac20 | 5180 | 25.543 | 22.662 |
| | 5200 | 28.486 | 24.522 |
| | 5240 | 27.03 | 27.978 |
| 802.11ac40 | 5190 | 58.265 | 50.441 |
| | 5230 | 56.279 | 57.978 |
| 802.11ac80 | 5210 | 99.808 | 99.722 |
| 802.11ax80 | 5210 | 81.330 | 81.160 |
| 802.11n(HT20) | 5180 | 23.946 | 21.854 |
| | 5200 | 25.726 | 25.367 |
| | 5240 | 25.494 | 22.994 |
| 802.11n(HT40) | 5190 | 51.844 | 50.661 |
| | 5230 | 52.875 | 52.962 |

| Test mode | Test Channel (MHz) | 26dB Bandwidth (MHz)&ANT1 | 26dB Bandwidth (MHz)&ANT2 |
|---------------|--------------------|---------------------------|---------------------------|
| 802.11a | 5260 | 28.488 | 23.487 |
| | 5280 | 21.198 | 21.341 |
| | 5320 | 21.915 | 24.036 |
| 802.11ac20 | 5260 | 22.049 | 25.68 |
| | 5280 | 25.181 | 22.584 |
| | 5320 | 22.491 | 25 |
| 802.11ac40 | 5270 | 49.502 | 46.39 |
| | 5310 | 56.832 | 56.027 |
| 802.11ac80 | 5290 | 102.521 | 101.999 |
| 802.11n(HT20) | 5260 | 22.758 | 22.039 |
| | 5280 | 21.581 | 25.45 |
| | 5320 | 24.279 | 21.507 |
| 802.11n(HT40) | 5270 | 49.878 | 50.025 |
| | 5310 | 50.835 | 53.412 |

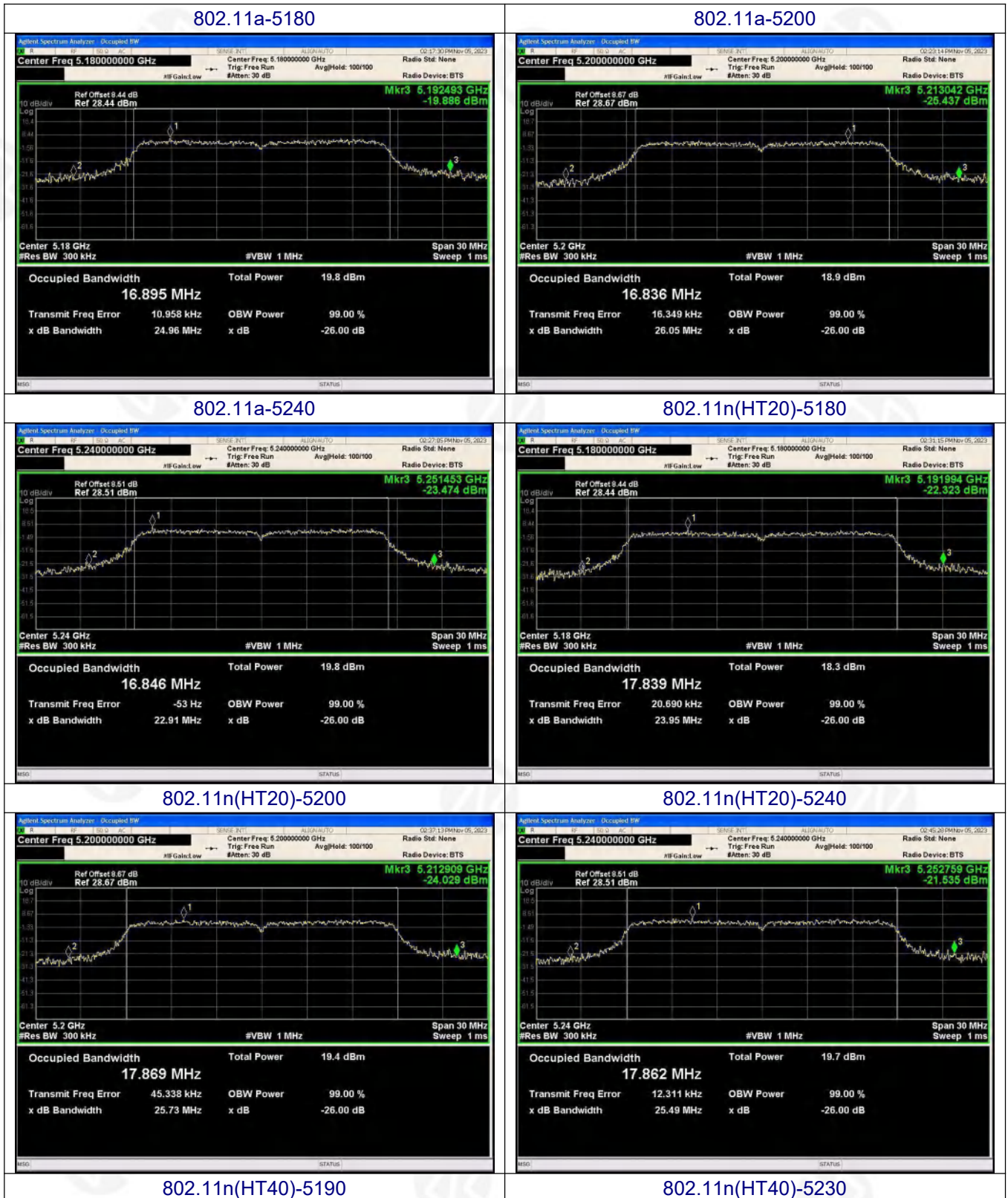


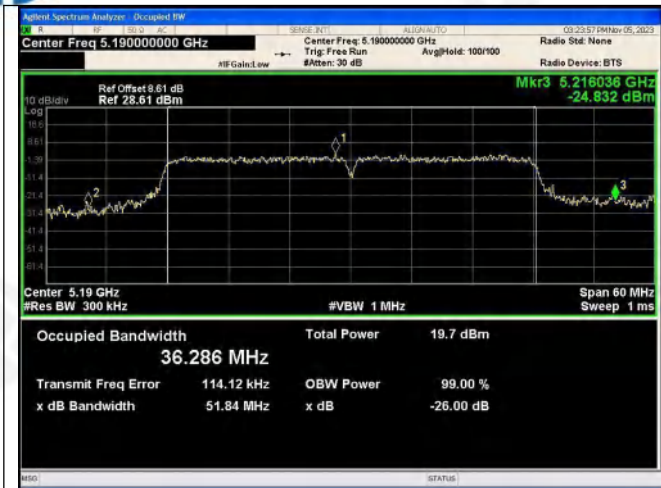
| Test mode | Test Channel (MHz) | 26dB Bandwidth (MHz)&ANT1 | 26dB Bandwidth (MHz)&ANT2 |
|---------------|--------------------|---------------------------|---------------------------|
| 802.11a | 5500 | 21.065 | 21.379 |
| | 5580 | 21.353 | 21.17 |
| | 5700 | 21.038 | 20.881 |
| 802.11ac20 | 5500 | 21.306 | 21.72 |
| | 5580 | 21.454 | 21.835 |
| | 5700 | 21.909 | 21.67 |
| 802.11ac40 | 5510 | 42.731 | 40.951 |
| | 5670 | 41.589 | 41.046 |
| 802.11ac80 | 5530 | 88.953 | 90.785 |
| 802.11n(HT20) | 5500 | 21.698 | 21.557 |
| | 5580 | 21.995 | 21.409 |
| | 5700 | 21.815 | 21.256 |
| 802.11n(HT40) | 5510 | 42.437 | 41.317 |
| | 5670 | 42.375 | 41.033 |

| Test mode | Test Channel (MHz) | 6dB Bandwidth (MHz)&ANT1 | 6dB Bandwidth (MHz)&ANT2 |
|---------------|--------------------|--------------------------|--------------------------|
| 802.11a | 5745 | 16.369 | 16.534 |
| | 5785 | 16.333 | 16.497 |
| | 5825 | 16.19 | 16.501 |
| 802.11ac20 | 5745 | 16.958 | 17.715 |
| | 5785 | 17.768 | 17.7 |
| | 5825 | 17.763 | 17.732 |
| 802.11ac40 | 5755 | 36.436 | 36.416 |
| | 5795 | 36.498 | 36.485 |
| 802.11ac80 | 5775 | 76.425 | 76.361 |
| 802.11n(HT20) | 5745 | 16.349 | 17.767 |
| | 5785 | 16.402 | 17.772 |
| | 5825 | 16.426 | 17.758 |
| 802.11n(HT40) | 5755 | 36.488 | 36.459 |
| | 5795 | 36.458 | 36.469 |

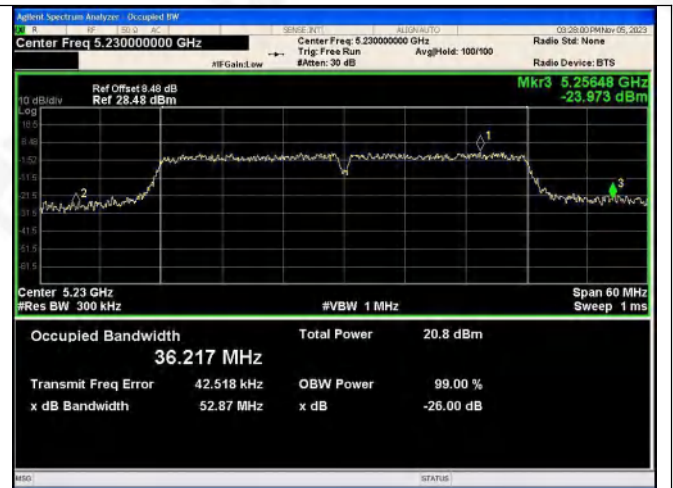


Test Graph
5180-5240MHz
ANT1

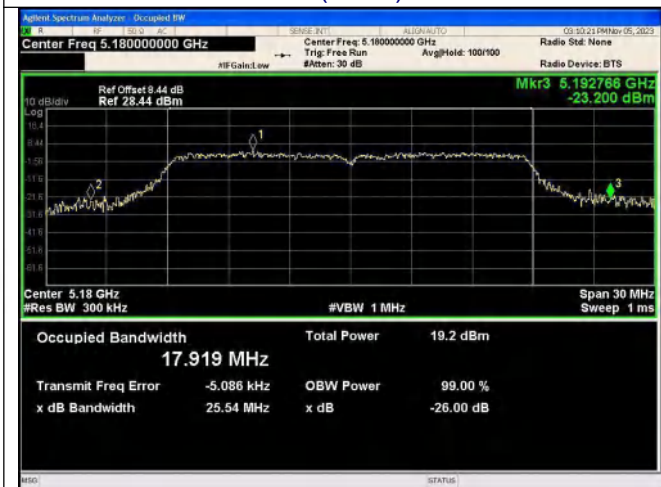




802.11ac(VH20)-5180



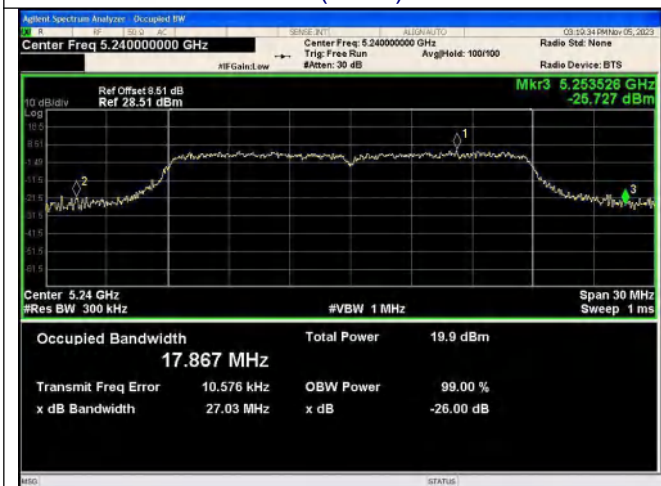
802.11ac(VH20)-5200



802.11ac(VH20)-5240



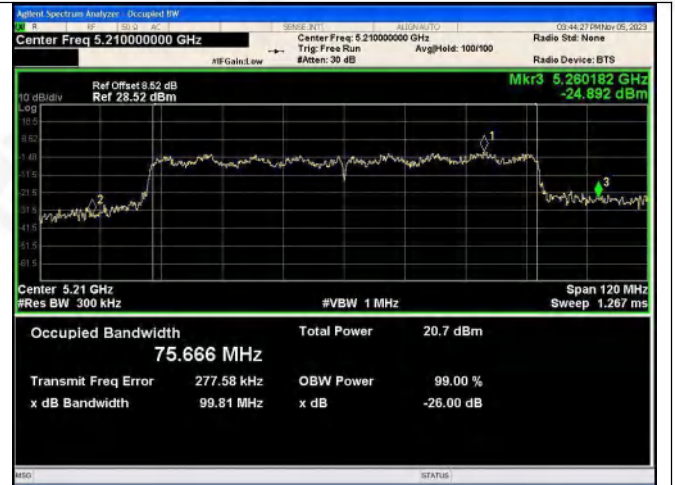
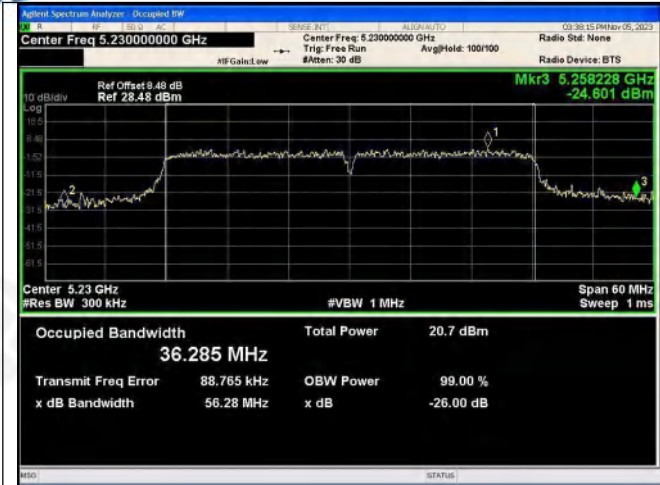
802.11ac(VH40)-5190



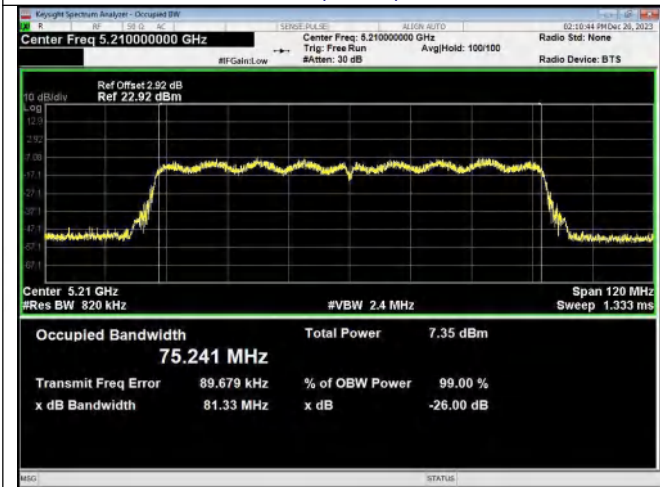
802.11ac(VH40)-5230



802.11ac(VH80)-5210

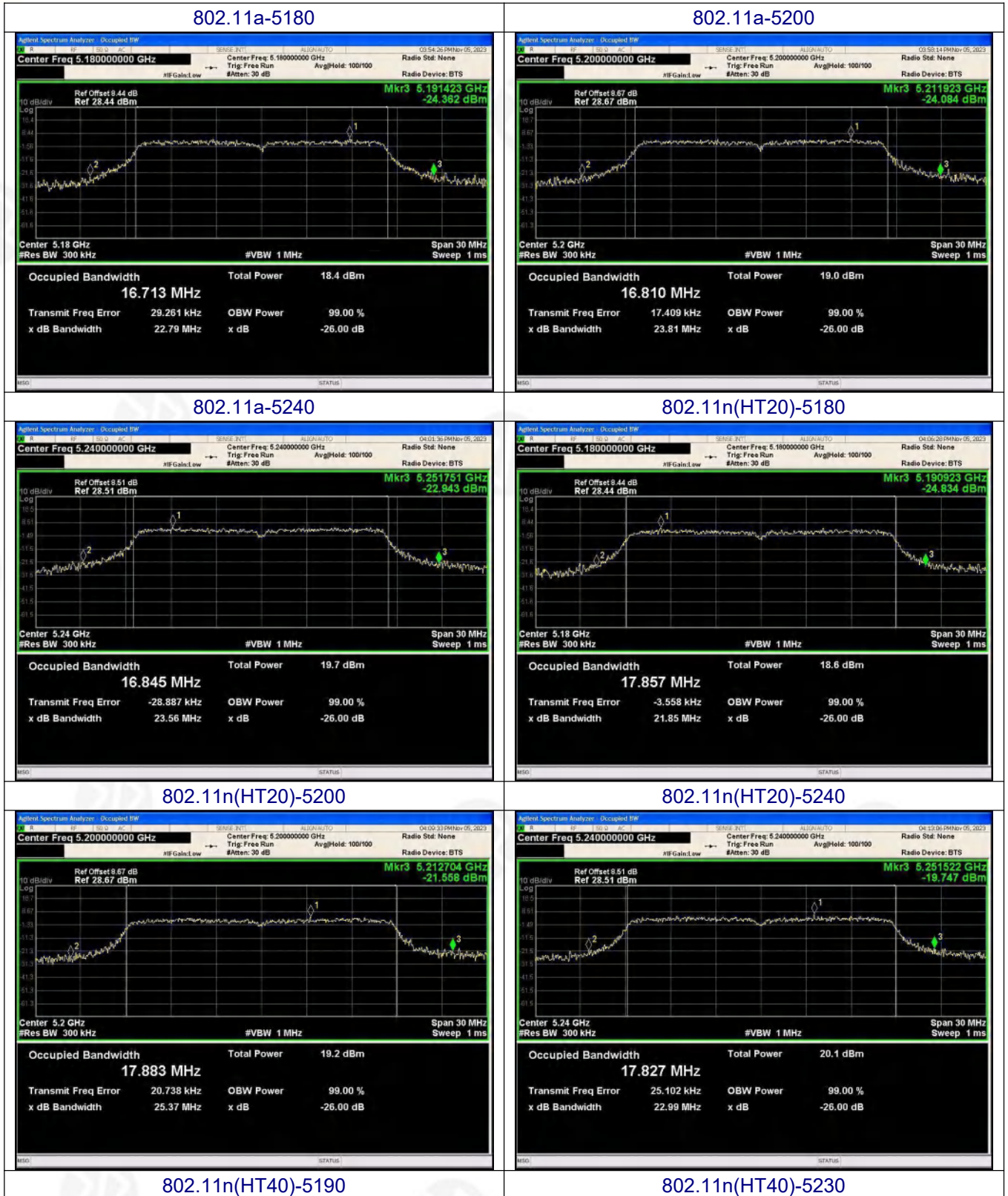


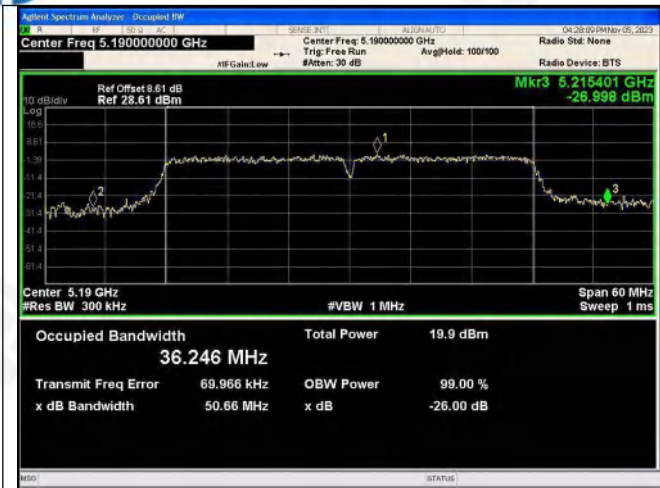
802.11ax(VH80)-5210





ANT2

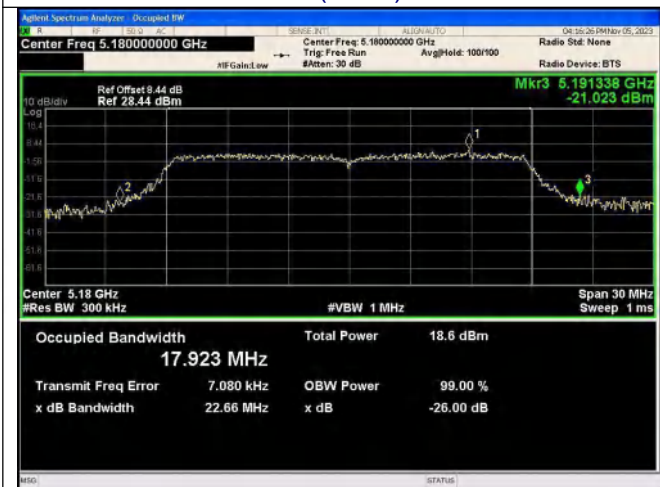




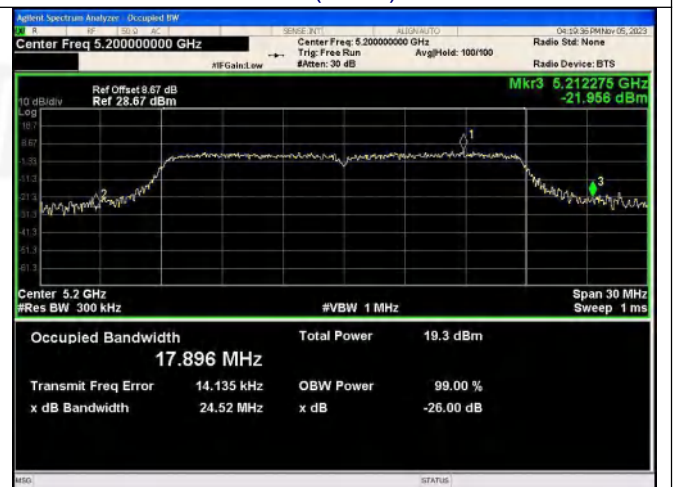
802.11ac(VH20)-5180



802.11ac(VH20)-5200



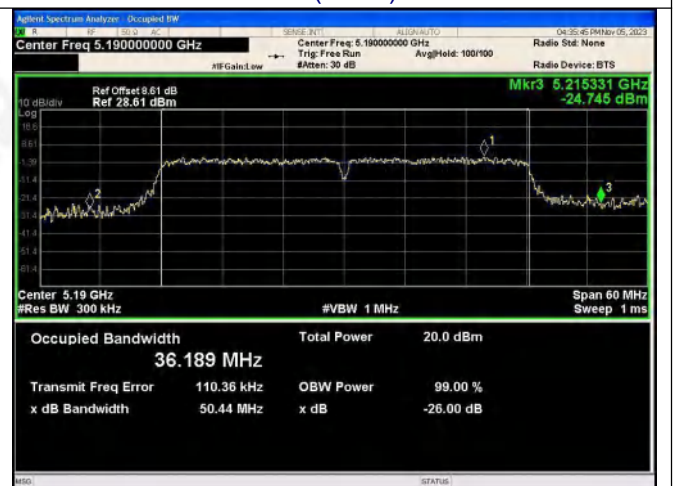
802.11ac(VH20)-5240



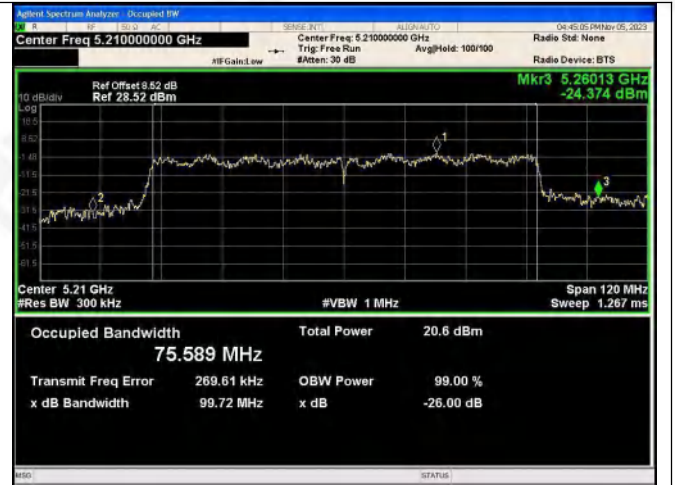
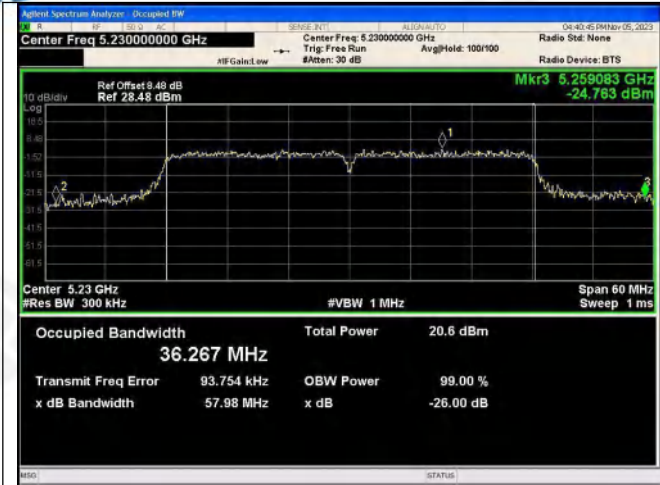
802.11ac(VH40)-5190



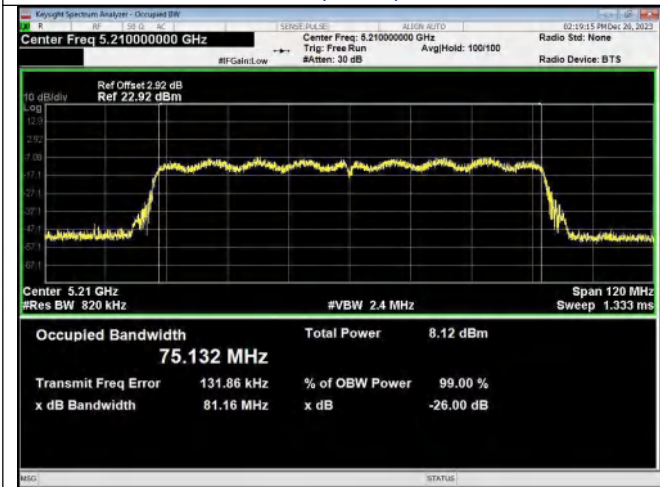
802.11ac(VH40)-5230



802.11ac(VH80)-5210

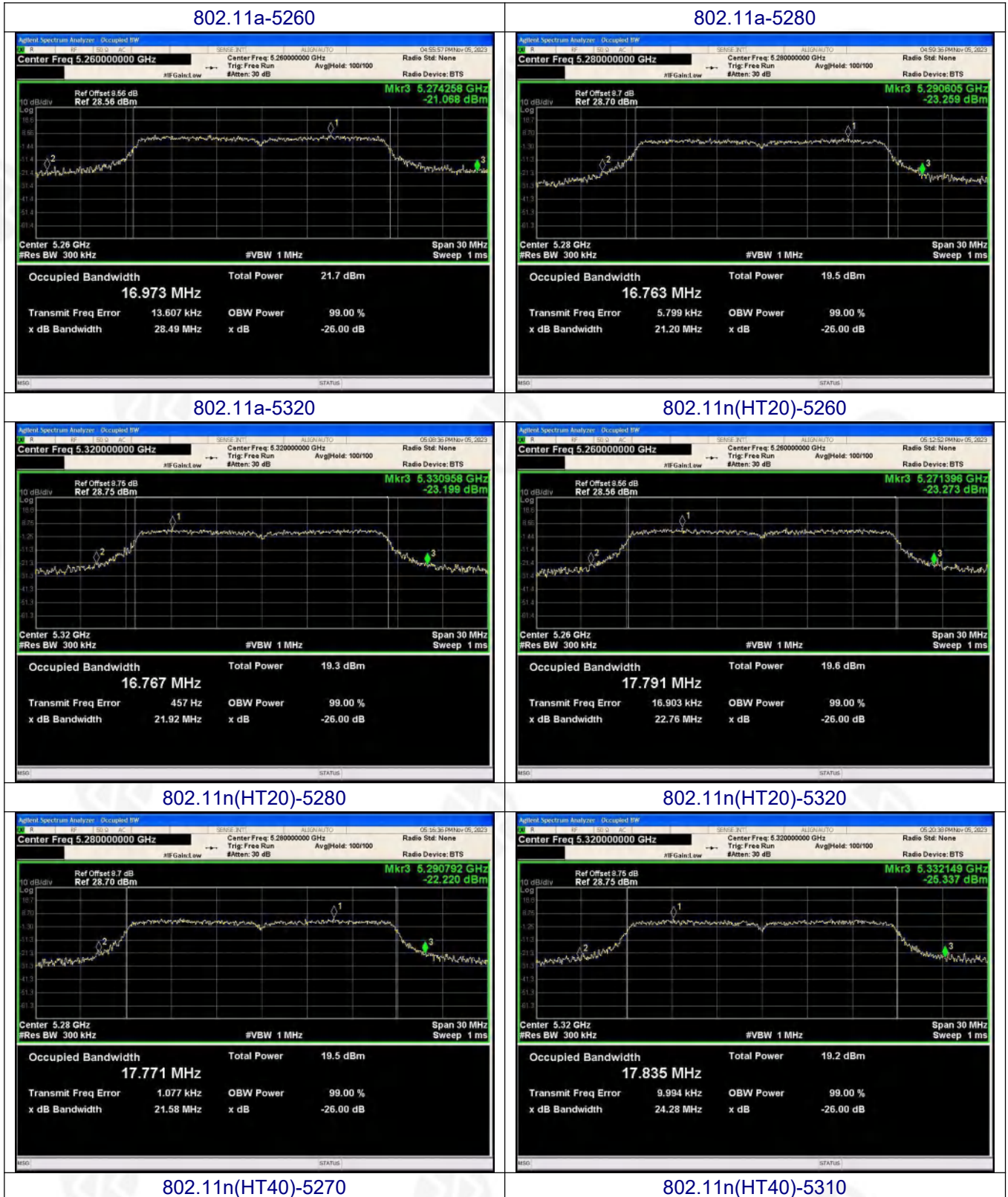


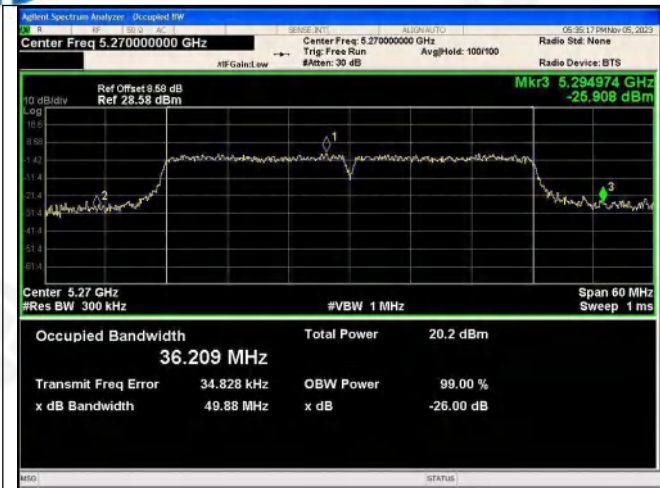
802.11ax(VH80)-5210



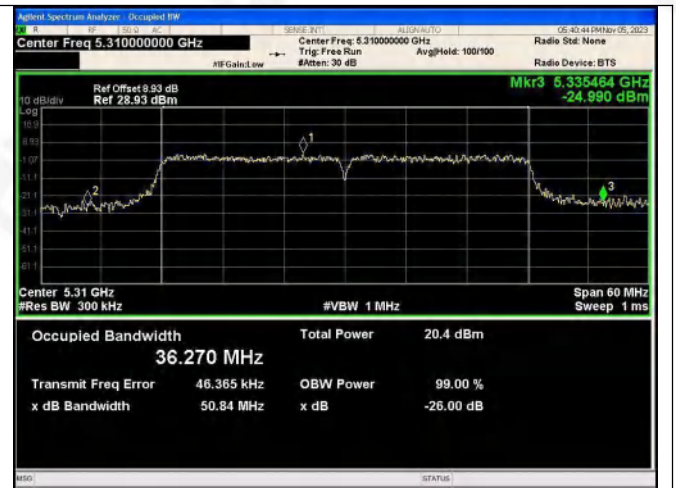


5260-5320MHz
ANT1





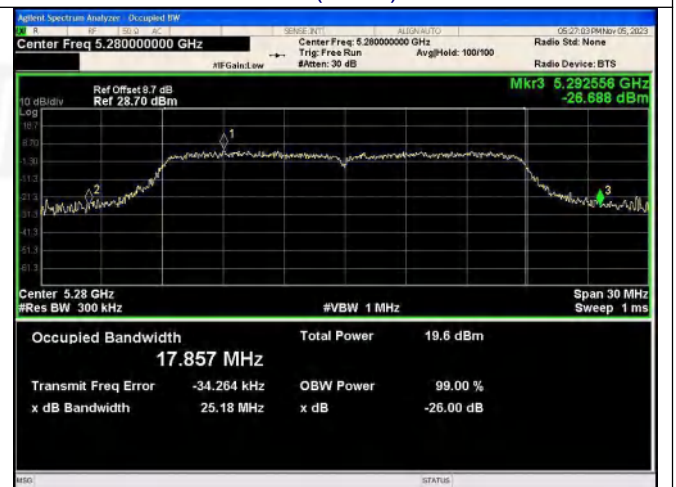
802.11ac(VH20)-5260



802.11ac(VH20)-5280



802.11ac(VH20)-5320



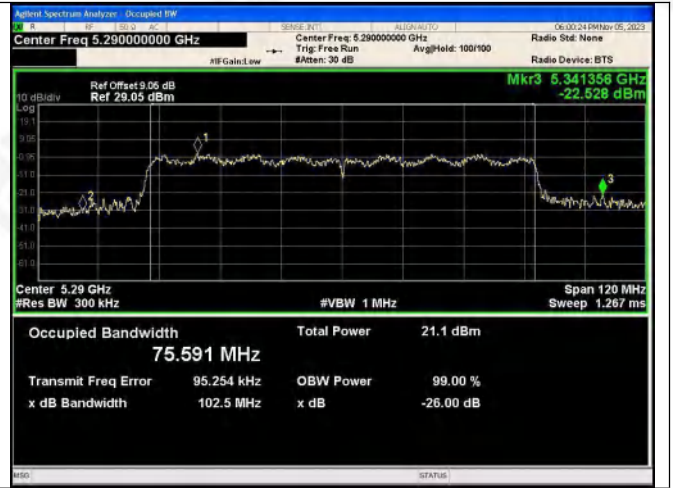
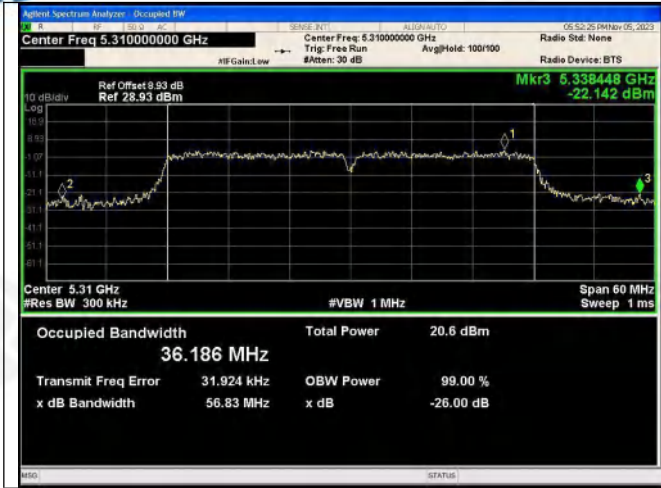
802.11ac(VH40)-5270



802.11ac(VH40)-5310



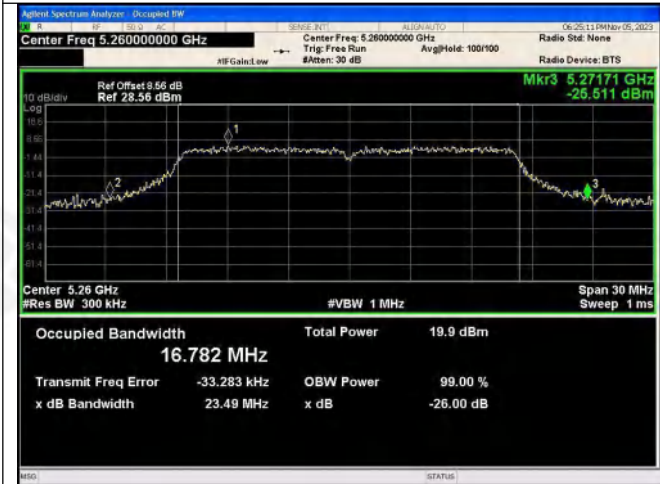
802.11ac(VH80)-5290





ANT2

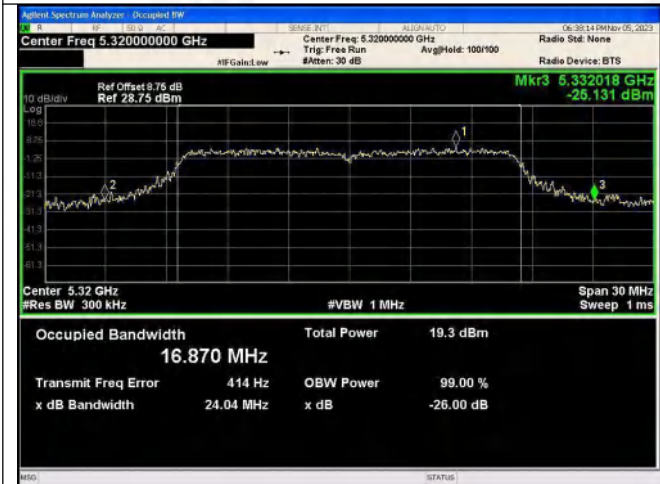
802.11a-5260



802.11a-5280



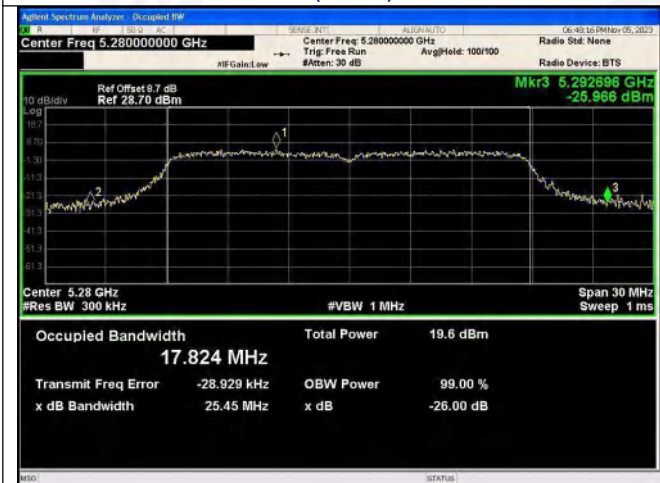
802.11a-5320



802.11n(HT20)-5260



802.11n(HT20)-5280

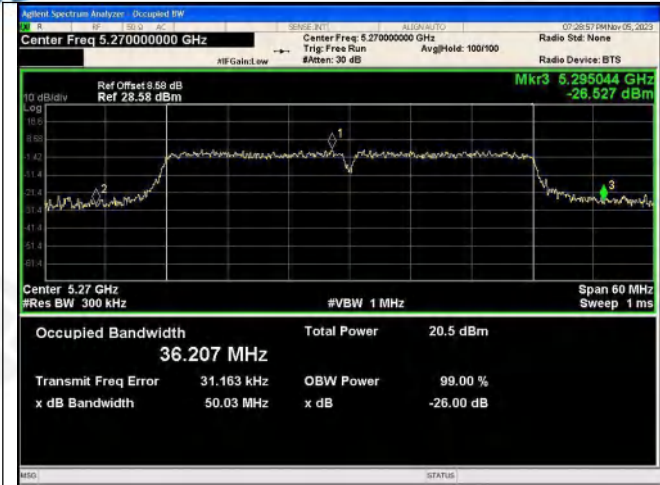


802.11n(HT20)-5320

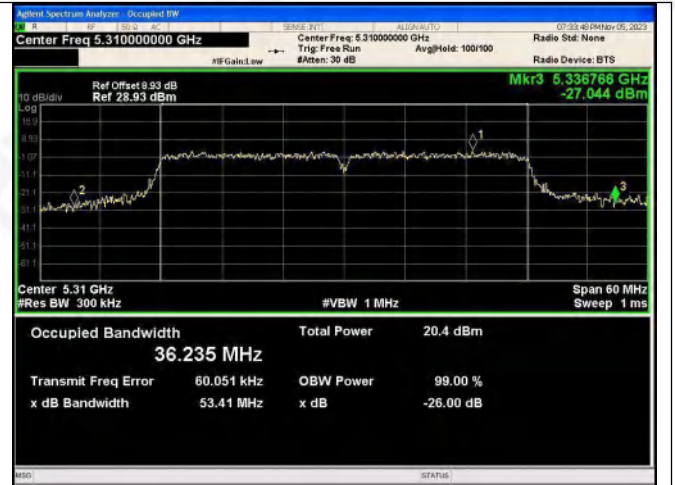


802.11n(HT40)-5270

802.11n(HT40)-5310



802.11ac(VH20)-5260



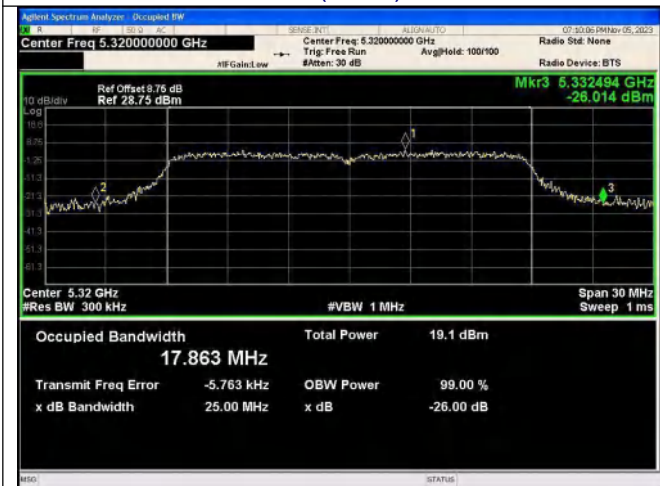
802.11ac(VH20)-5280



802.11ac(VH20)-5320



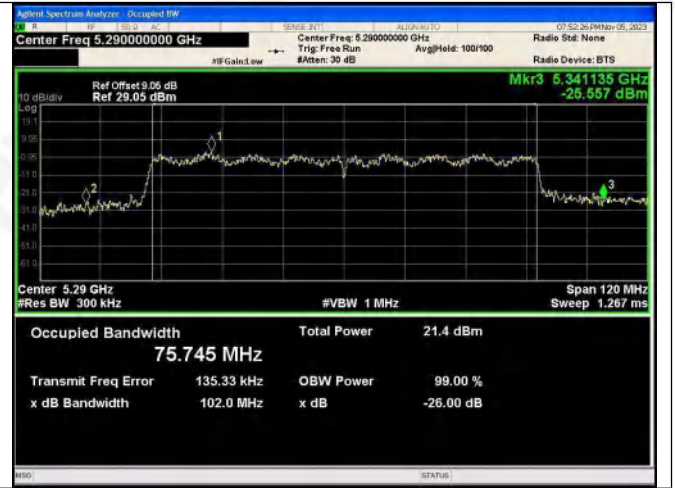
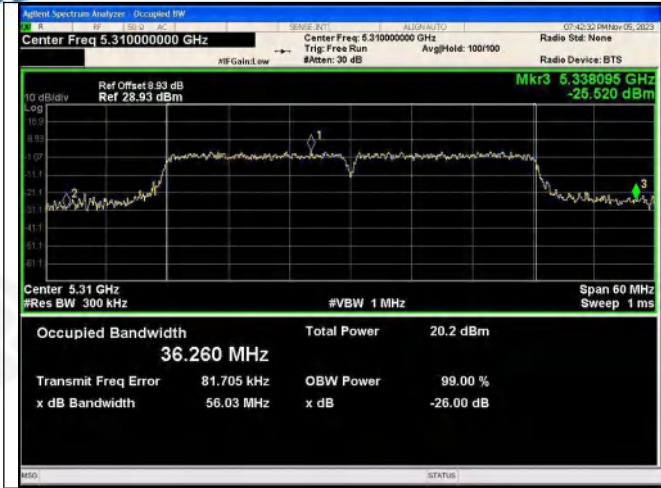
802.11ac(VH40)-5270



802.11ac(VH40)-5310

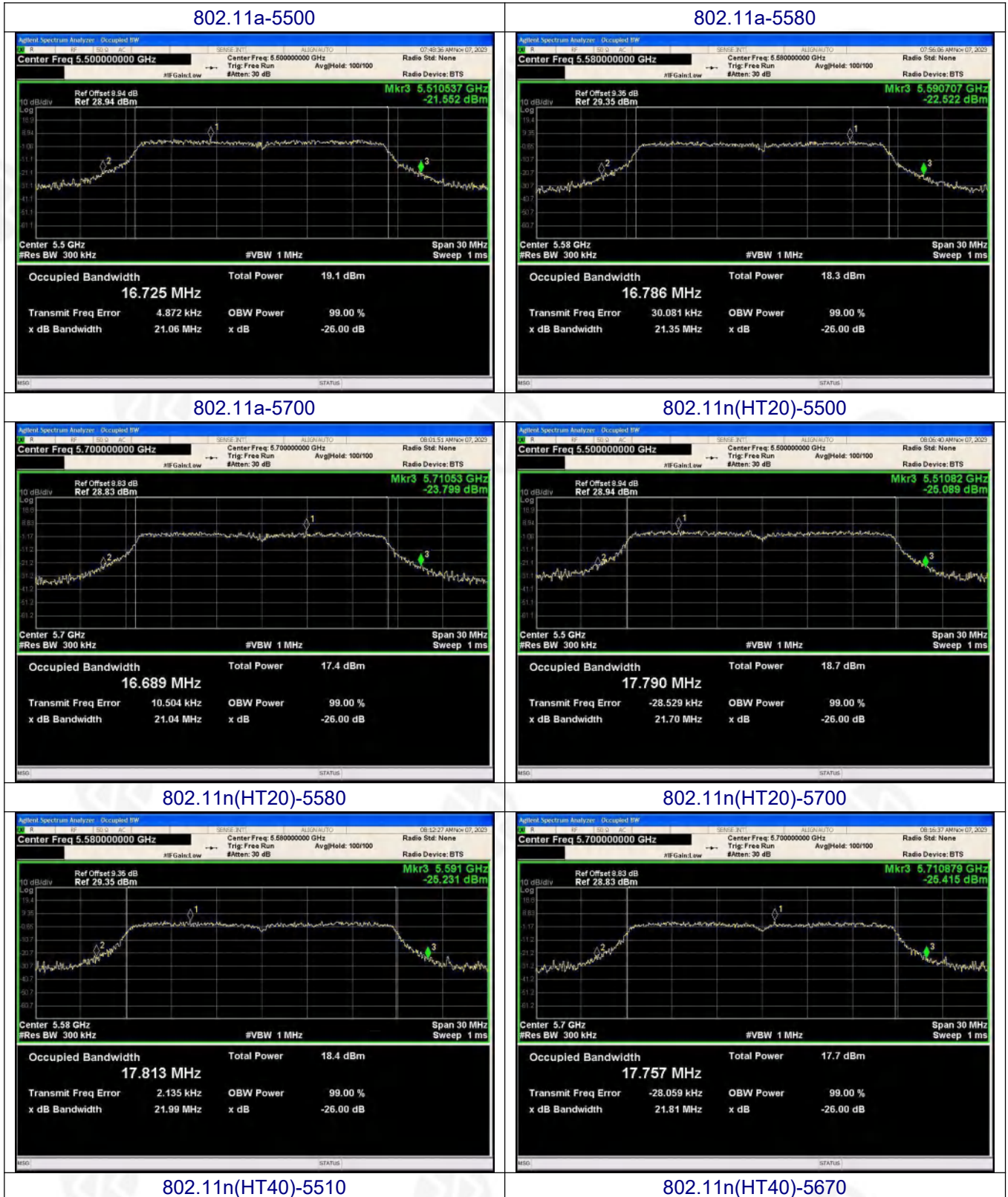


802.11ac(VH80)-5290





5500-5700MHz
ANT1

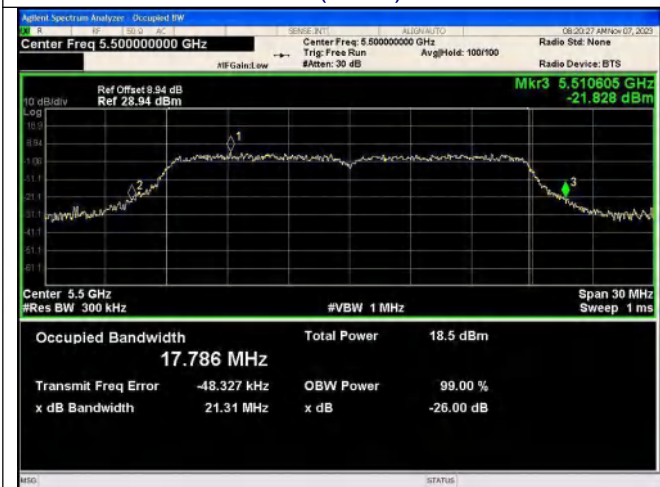




802.11ac(VH20)-5500



802.11ac(VH20)-5580



802.11ac(VH20)-5700



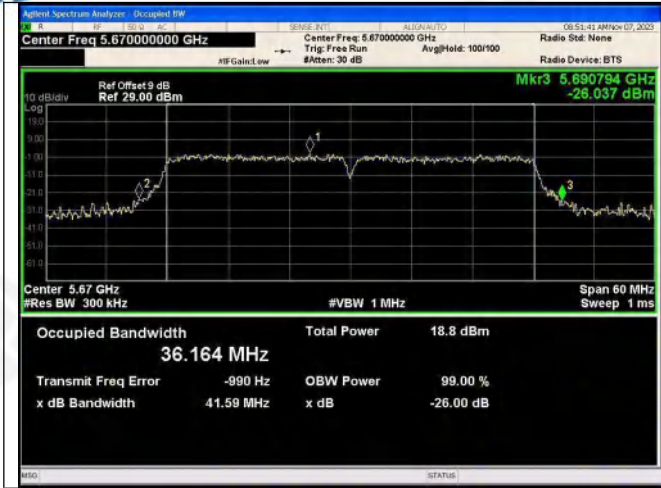
802.11ac(VH40)-5510



802.11ac(VH40)-5670



802.11ac(VH80)-5530





ANT2

802.11a-5500



802.11a-5580



802.11a-5700



802.11n(HT20)-5500



802.11n(HT20)-5580



802.11n(HT20)-5700



802.11n(HT40)-5510

802.11n(HT40)-5670



802.11ac(VH20)-5500



802.11ac(VH20)-5580



802.11ac(VH20)-5700



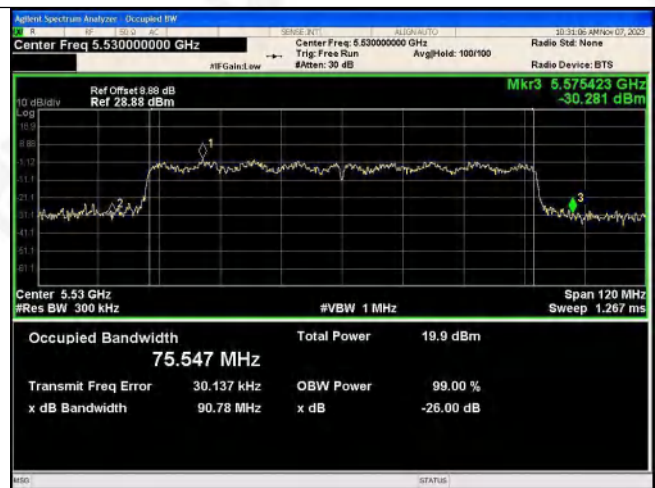
802.11ac(VH40)-5510



802.11ac(VH40)-5670

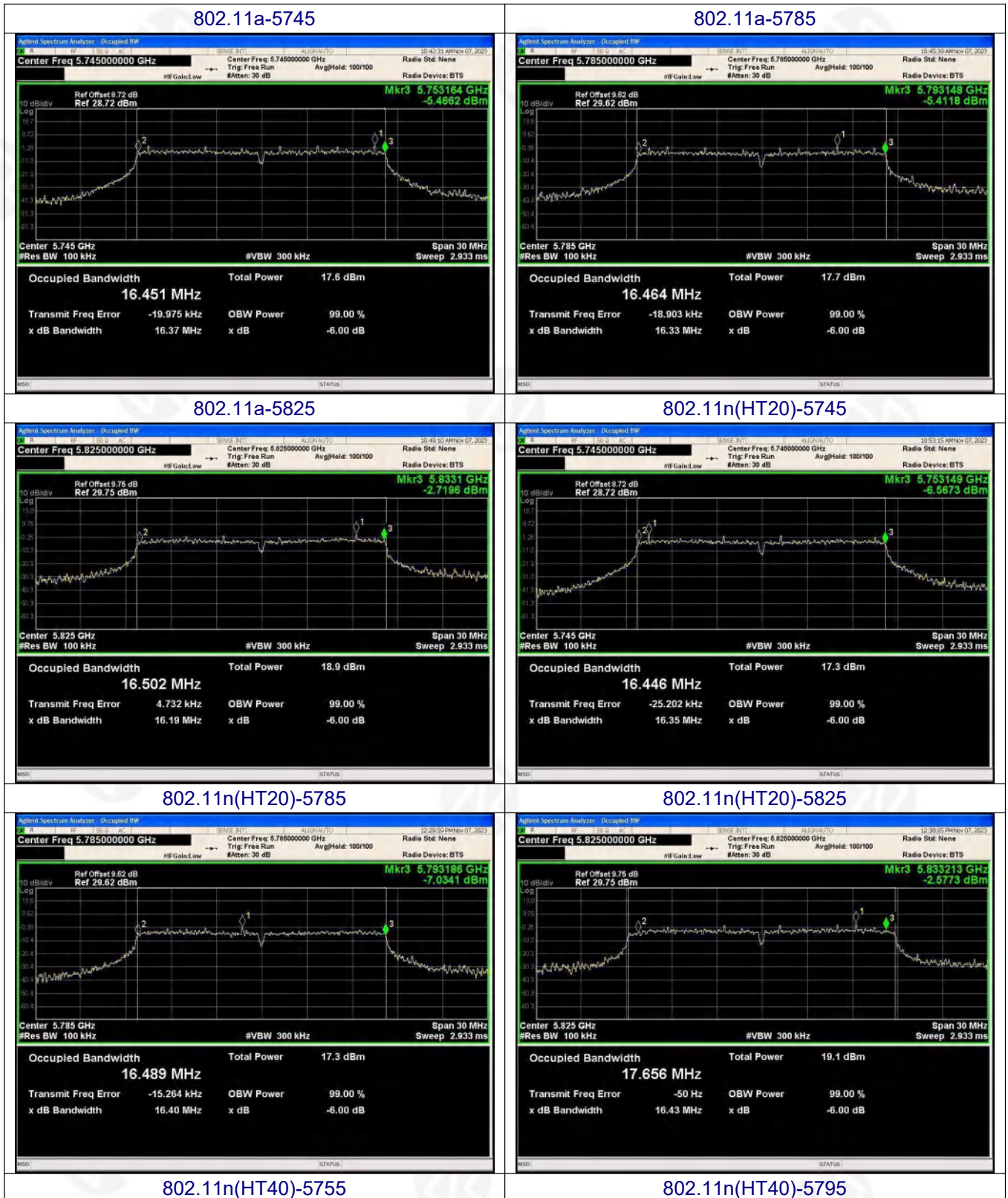


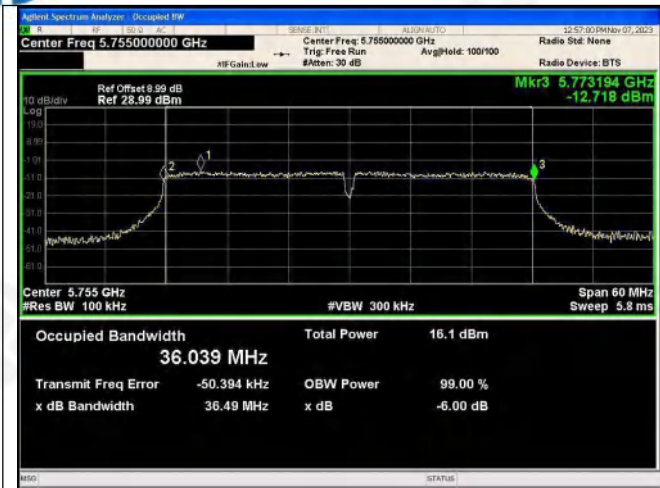
802.11ac(VH80)-5530



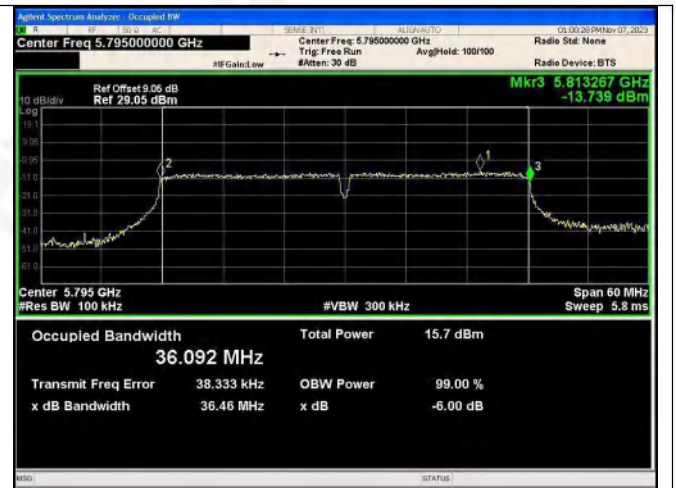


5745-5825MHz
ANT1





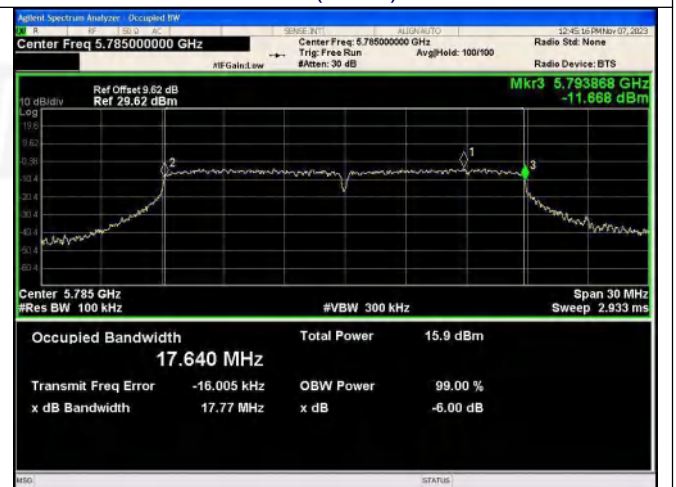
802.11ac(VH20)-5745



802.11ac(VH20)-5785



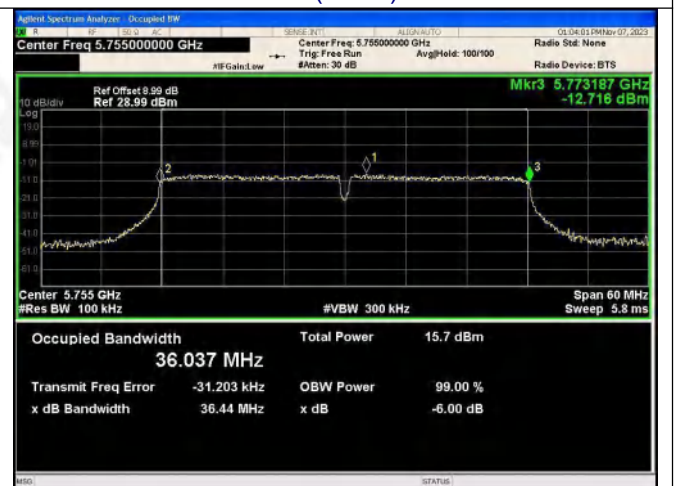
802.11ac(VH20)-5825



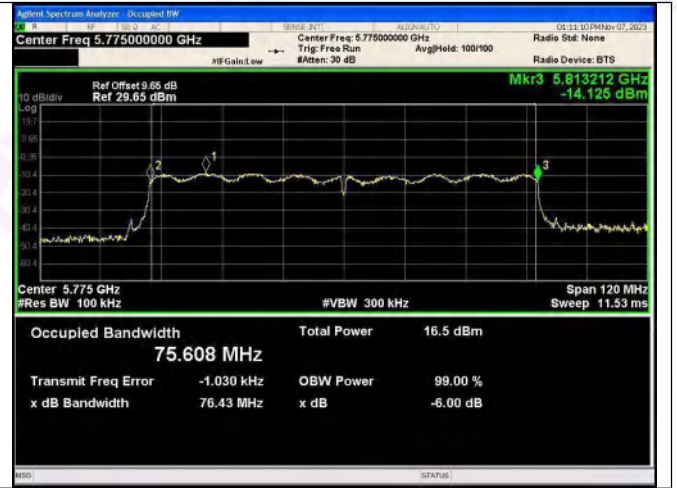
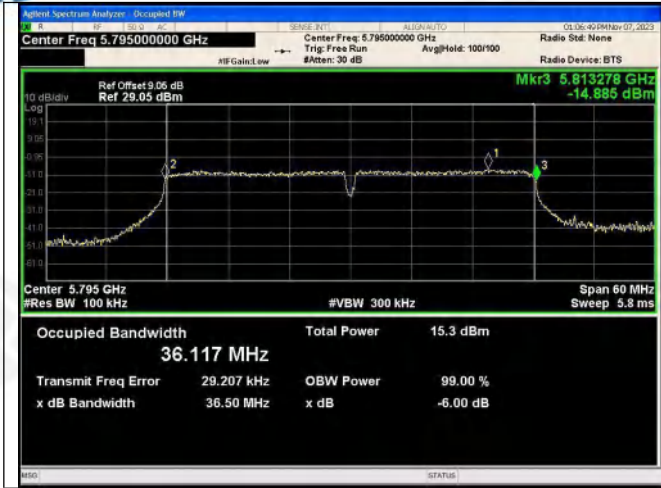
802.11ac(VH40)-5755



802.11ac(VH40)-5795



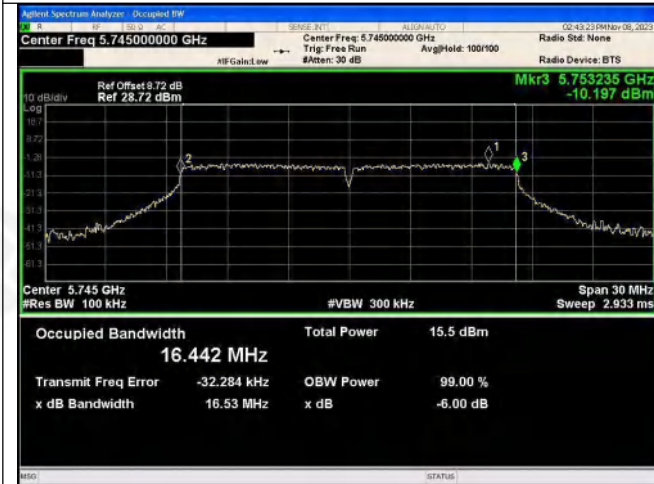
802.11ac(VH80)-5775





ANT2

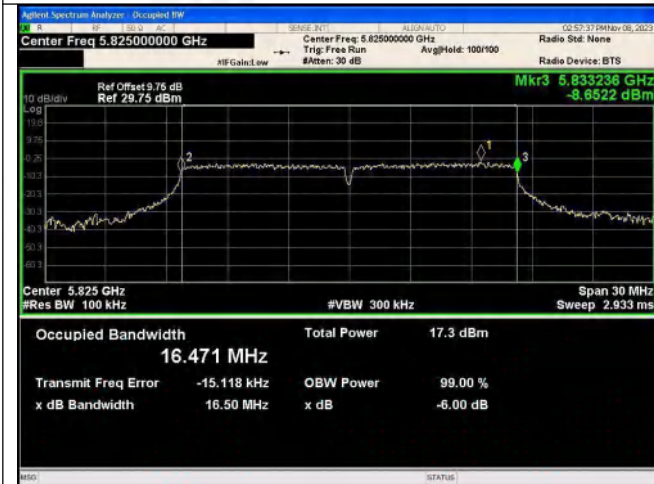
802.11a-5745



802.11a-5785



802.11a-5825



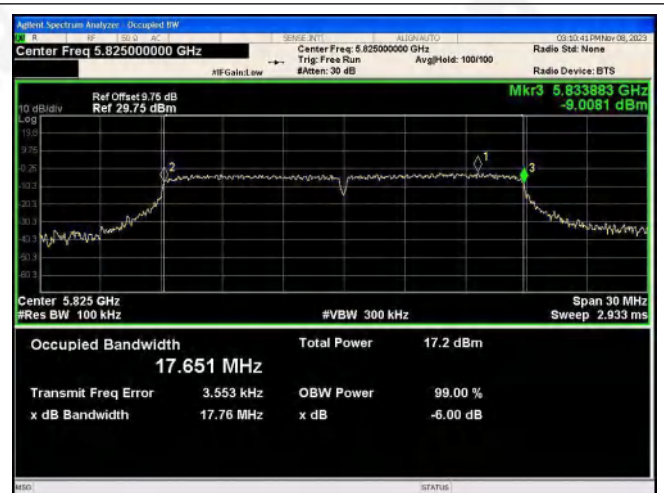
802.11n(HT20)-5745



802.11n(HT20)-5785

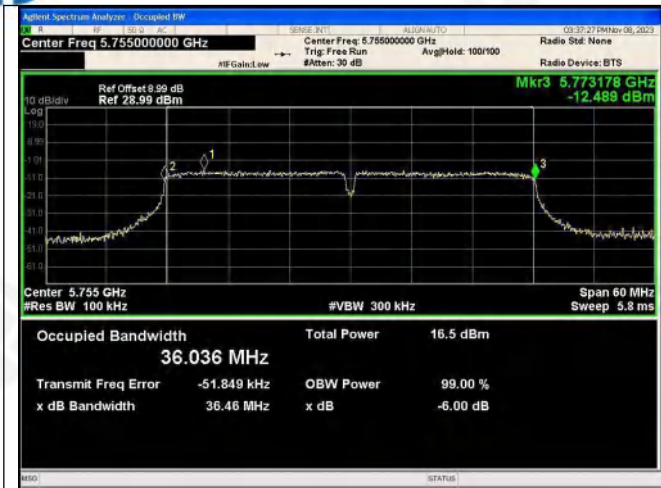


802.11n(HT20)-5825

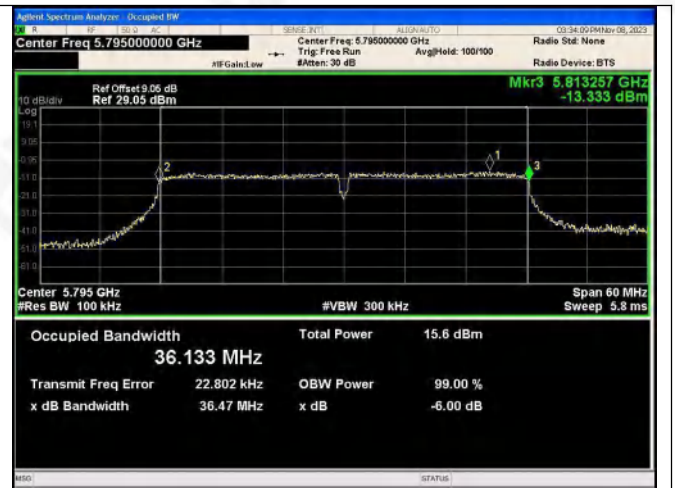


802.11n(HT40)-5755

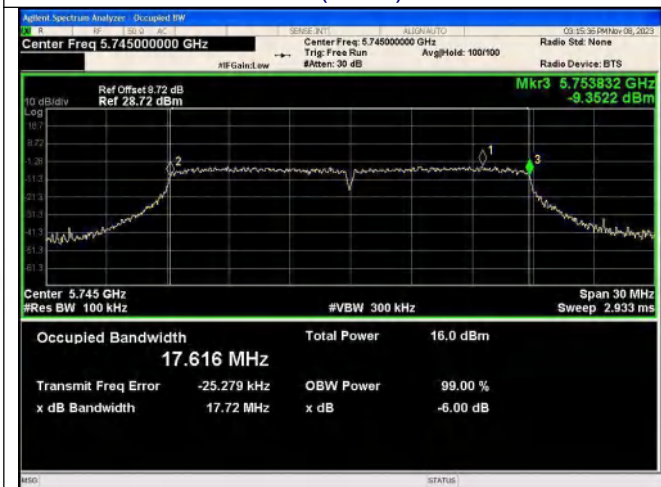
802.11n(HT40)-5795



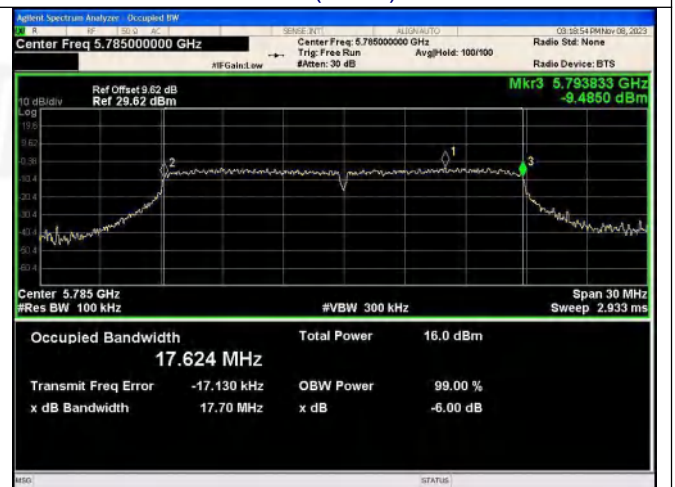
802.11ac(VH20)-5745



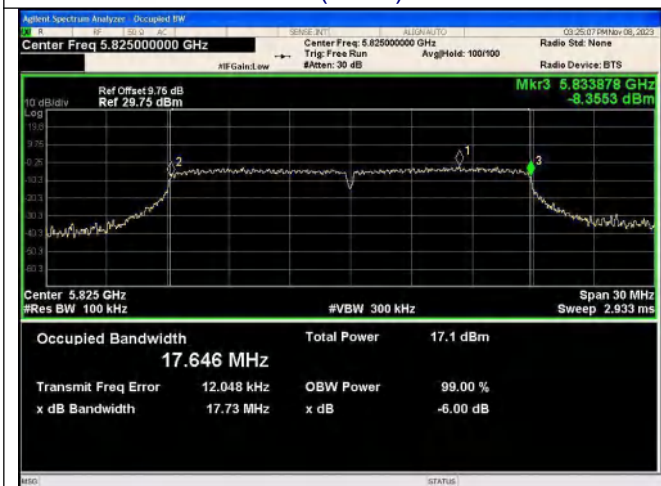
802.11ac(VH20)-5785



802.11ac(VH20)-5825



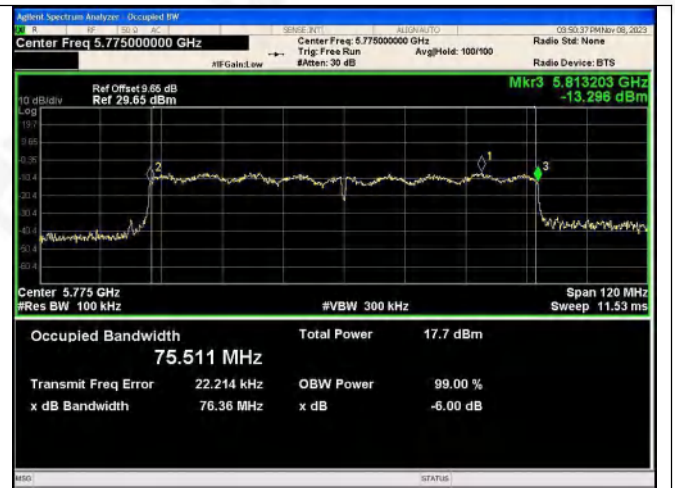
802.11ac(VH40)-5755



802.11ac(VH40)-5795



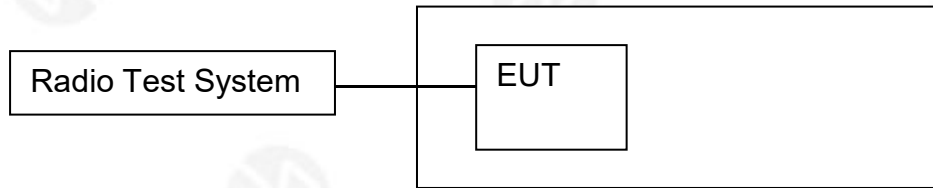
802.11ac(VH80)-5775





3. POWER SPECTRAL DENSITY

11.1 Block Diagram Of Test Setup



11.2 Limit

3.5.1 Limit

| FCC Part15, Subpart E (15.407) | | | |
|--------------------------------|------------------------|--|-----------------------|
| Section | Test Item | Limit | Frequency Range (MHz) |
| 15.407(a) | Power Spectral Density | Master device: 17 dBm/MHz Client device: 11 dBm/MHz | 5150-5250 |
| | | 11 dBm/MHz | 5250-5350 |
| | | 11 dBm/MHz | 5470-5725 |
| | | 30 dBm/500 kHz | 5725-5850 |

Note: 1. For UNII-3, according to KDB publication 789033 D02 General UNII Test Procedures New Rules v02r01, section II.F.5., it is acceptable to set RBW at 300kHz and VBW at 1500kHz if the spectrum analyzer does not have 500 kHz RBW. Then, add 10 log (500 kHz/300 kHz) to the measured result, i.e. 2.22 dB. 2. During the test of U-NII 3 PSD, the measurement result with RBW=300kHz has been added 2.22 dB by compensating offset, offset=cable loss+duty factor+10log(500kHz/300kHz).

11.3 Test procedure

According to KDB789033 D02v02r01 sectionE, the following is the measurement procedure.

For devices operating in the bands 5.15–5.25 GHz, 5.25–5.35 GHz, and 5.47–5.725 GHz, the preceding procedures make use of 1 MHz RBW to satisfy directly the 1 MHz reference bandwidth specified in Section 15.407(a)(5). For devices operating in the band 5.725–5.85 GHz, the rules specify a measurement bandwidth of 500 kHz. Many spectrum analyzers do not have 500 kHz RBW, thus a narrower RBW may need to be used. The rules permit the use of RBWs less than 1 MHz, or 500 kHz, “provided that the measured power is integrated over the full reference bandwidth” to show the total power over the specified measurement bandwidth (i.e., 1 MHz, or 500 kHz). If measurements are performed using a reduced resolution bandwidth (< 1 MHz, or < 500 kHz) and integrated over 1 MHz, or 500 kHz bandwidth, the following adjustments to the procedures apply:

- Set $RBW \geq 1/T$, where T is defined in II.B.I.a).
- Set $VBW \geq 3 RBW$.
- If measurement bandwidth of Maximum PSD is specified in 500 kHz, add $10 \log (500 \text{ kHz}/RBW)$ to the measured result, whereas $RBW (< 500 \text{ kHz})$ is the reduced resolution bandwidth of the spectrum analyzer set during measurement.
- If measurement bandwidth of Maximum PSD is specified in 1 MHz, add $10 \log (1\text{MHz}/RBW)$ to the measured result, whereas $RBW (< 1 \text{ MHz})$ is the reduced resolution bandwidth of spectrum analyzer set during measurement.
- Care must be taken to ensure that the measurements are performed during a period of continuous transmission or are corrected upward for duty cycle.

Note: As a practical matter, it is recommended to use reduced RBW of 100 kHz for the II.F.5.c) and II.F.5.d),



since RBW=100 kHz is available on nearly all spectrum analyzers.



11.4 Test Result

5180-5240MHz
ANT1+ANT2

| Test mode | Test Channel (MHz) | PSD (dBm/MHz) ANT 1 | PSD (dBm/MHz) ANT 2 | PSD [dBm] Total | Limit (dBm/MHz) | Result |
|----------------|--------------------|---------------------|---------------------|-----------------|-----------------|--------|
| 802.11a | 5180 | 6.619 | 6.898 | / | 11 | Pass |
| | 5200 | 6.987 | 6.516 | / | 11 | Pass |
| | 5240 | 6.848 | 6.976 | / | 11 | Pass |
| 802.11n(HT20) | 5180 | 6.353 | 6.219 | 9.771 | 11 | Pass |
| | 5200 | 6.56 | 6.704 | 9.768 | 11 | Pass |
| | 5240 | 7.037 | 7.217 | 9.923 | 11 | Pass |
| 802.11n(HT40) | 5190 | 4.545 | 3.964 | 9.297 | 11 | Pass |
| | 5230 | 4.297 | 4.745 | 9.643 | 11 | Pass |
| 802.11ac(VH20) | 5210 | 2.603 | 2.689 | 10.138 | 11 | Pass |
| | 5180 | 6.445 | 7.019 | 7.275 | 11 | Pass |
| | 5200 | 6.946 | 6.64 | 7.537 | 11 | Pass |
| 802.11ac(VH40) | 5240 | 7.166 | 6.88 | 5.657 | 11 | Pass |
| | 5190 | 3.964 | 4.111 | 9.752 | 11 | Pass |
| 802.11ac(VH80) | 5230 | 4.357 | 4.314 | 9.806 | 11 | Pass |
| 802.11ax(VH80) | 5230 | -16.925 | -17.899 | -14.37 | 11 | Pass |

5260-5320MHz
ANT1+ANT2

| Test mode | Test Channel (MHz) | PSD (dBm/MHz) ANT 1 | PSD (dBm/MHz) ANT 2 | PSD [dBm] Total | Limit (dBm/MHz) | Result |
|----------------|--------------------|---------------------|---------------------|-----------------|-----------------|--------|
| 802.11a | 5260 | 7.111 | 7.265 | / | 11 | Pass |
| | 5280 | 7.037 | 6.68 | / | 11 | Pass |
| | 5320 | 7.453 | 6.727 | / | 11 | Pass |
| 802.11n(HT20) | 5260 | 6.762 | 6.975 | 9.880 | 11 | Pass |
| | 5280 | 6.663 | 6.58 | 9.632 | 11 | Pass |
| | 5320 | 6.377 | 6.339 | 9.368 | 11 | Pass |
| 802.11n(HT40) | 5270 | 3.735 | 4.157 | 6.961 | 11 | Pass |
| | 5310 | 4.298 | 4.248 | 7.283 | 11 | Pass |
| 802.11ac(VH20) | 5260 | 2.775 | 2.691 | 5.744 | 11 | Pass |
| | 5280 | 6.692 | 6.705 | 9.709 | 11 | Pass |
| | 5320 | 6.735 | 6.71 | 9.733 | 11 | Pass |
| 802.11ac(VH40) | 5270 | 6.517 | 6.688 | 9.614 | 11 | Pass |
| | 5310 | 6.418 | 3.856 | 10.199 | 11 | Pass |
| 802.11ac(VH80) | 5290 | 4.384 | 4.672 | 9.872 | 11 | Pass |



5500-5700MHz
ANT1+ANT2

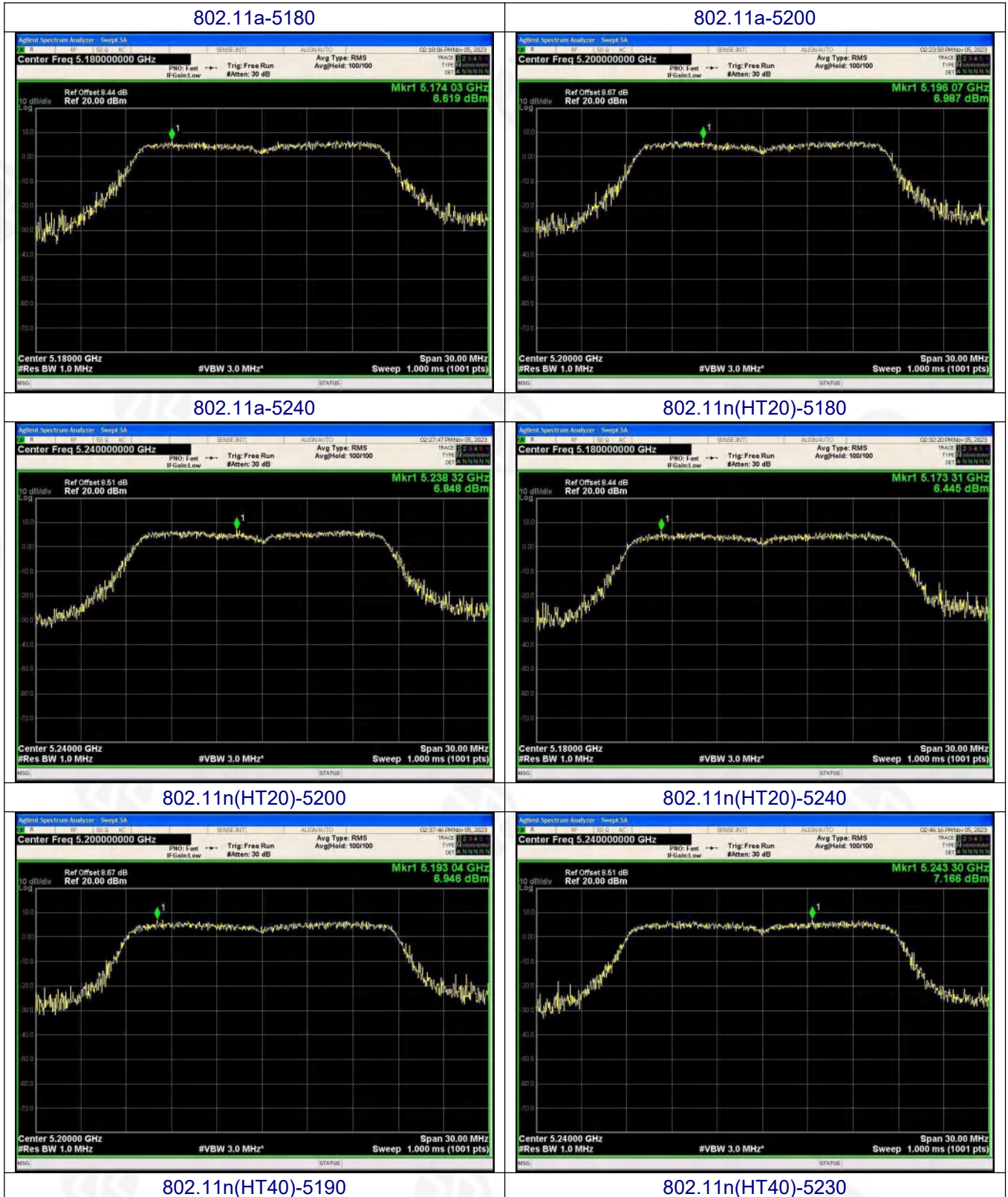
| Test mode | Test Channel (MHz) | PSD (dBm/MHz) ANT 1 | PSD (dBm/MHz) ANT 2 | PSD [dBm] Total | Limit (dBm/MHz) | Result |
|----------------|--------------------|---------------------|---------------------|-----------------|-----------------|--------|
| 802.11a | 5500 | 6.548 | 7.13 | / | 11 | Pass |
| | 5580 | 7.351 | 7.374 | / | 11 | Pass |
| | 5700 | 6.47 | 6.971 | / | 11 | Pass |
| 802.11n(HT20) | 5500 | 6.795 | 6.834 | 9.825 | 11 | Pass |
| | 5580 | 6.694 | 6.366 | 9.543 | 11 | Pass |
| | 5700 | 5.958 | 6.005 | 8.992 | 11 | Pass |
| 802.11n(HT40) | 5510 | 4.619 | 4.757 | 7.699 | 11 | Pass |
| | 5670 | 4.354 | 4.062 | 7.221 | 11 | Pass |
| 802.11ac(VH20) | 5530 | 1.61 | 3.172 | 5.471 | 11 | Pass |
| | 5500 | 7.385 | 7.233 | 10.320 | 11 | Pass |
| | 5580 | 6.662 | 6.64 | 9.661 | 11 | Pass |
| 802.11ac(VH40) | 5700 | 5.956 | 6.192 | 9.086 | 11 | Pass |
| | 5510 | 4.406 | 3.864 | 9.825 | 11 | Pass |
| 802.11ac(VH80) | 5530 | 4.304 | 3.966 | 9.825 | 11 | Pass |
| | 5670 | 4.078 | 3.445 | 9.543 | 11 | Pass |

5745-5825MHz
ANT1+ANT2

| Test mode | Test Channel (MHz) | PSD (dBm/500kHz) ANT 1 | PSD (dBm/500kHz) ANT 2 | PSD [dBm] Total | Limit (dBm/500kHz) | Result |
|----------------|--------------------|------------------------|------------------------|-----------------|--------------------|--------|
| 802.11a | 5745 | 4.088 | 1.436 | / | 30 | Pass |
| | 5785 | 3.827 | 1.629 | / | 30 | Pass |
| | 5825 | 4.742 | 3.954 | / | 30 | Pass |
| 802.11n(HT20) | 5745 | 3.926 | 2.788 | 6.404 | 30 | Pass |
| | 5785 | 2.282 | 1.807 | 5.061 | 30 | Pass |
| | 5825 | 3.562 | 3.594 | 6.588 | 30 | Pass |
| 802.11n(HT40) | 5755 | -1.422 | -1.165 | 1.719 | 30 | Pass |
| | 5795 | -1.212 | -0.272 | 2.294 | 30 | Pass |
| 802.11ac(VH20) | 5745 | -2.801 | -1.273 | 1.040 | 30 | Pass |
| | 5785 | 3.355 | 1.829 | 5.669 | 30 | Pass |
| | 5825 | 3.645 | 2.139 | 5.967 | 30 | Pass |
| 802.11ac(VH40) | 5755 | 4.847 | 3.897 | 7.408 | 30 | Pass |
| | 5795 | -1.081 | -0.19 | 6.404 | 30 | Pass |
| 802.11ac(VH80) | 5775 | -1.355 | -1.429 | 5.061 | 30 | Pass |



5180-5240MHz
ANT1





802.11ac(VH20)-5180



802.11ac(VH20)-5200



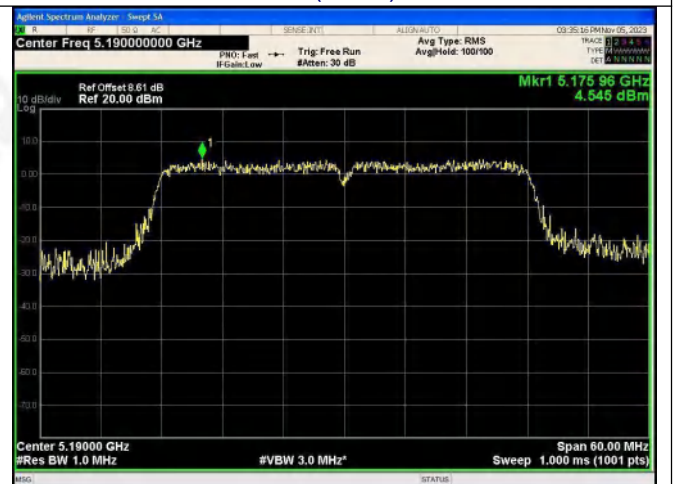
802.11ac(VH20)-5240



802.11ac(VH40)-5190



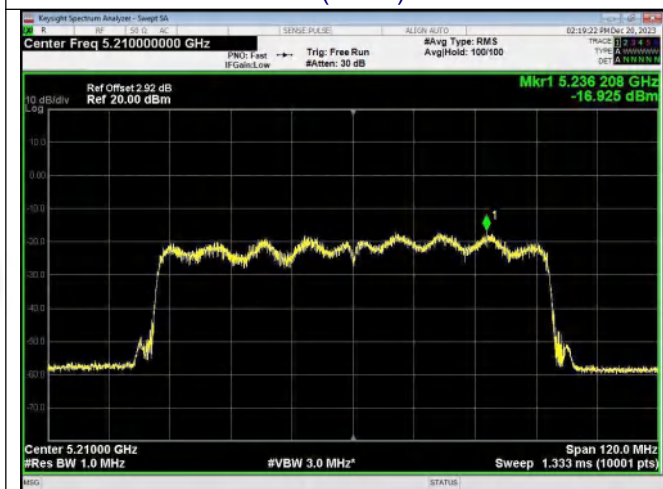
802.11ac(VH40)-5230



802.11ac(VH80)-5210



802.11ax(VH80)-5210





ANT2

802.11a-5180



802.11a-5200



802.11a-5240



802.11n(HT20)-5180



802.11n(HT20)-5200



802.11n(HT20)-5240



802.11n(HT40)-5190

802.11n(HT40)-5230



802.11ac(VH20)-5180



802.11ac(VH20)-5200



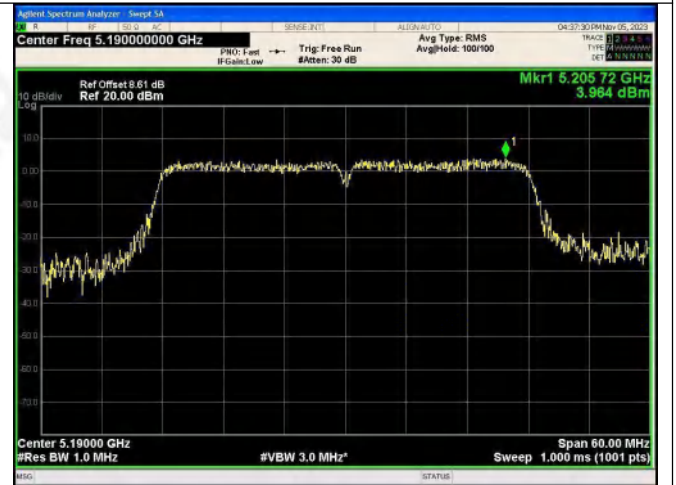
802.11ac(VH20)-5240



802.11ac(VH40)-5190



802.11ac(VH40)-5230



802.11ac(VH80)-5210

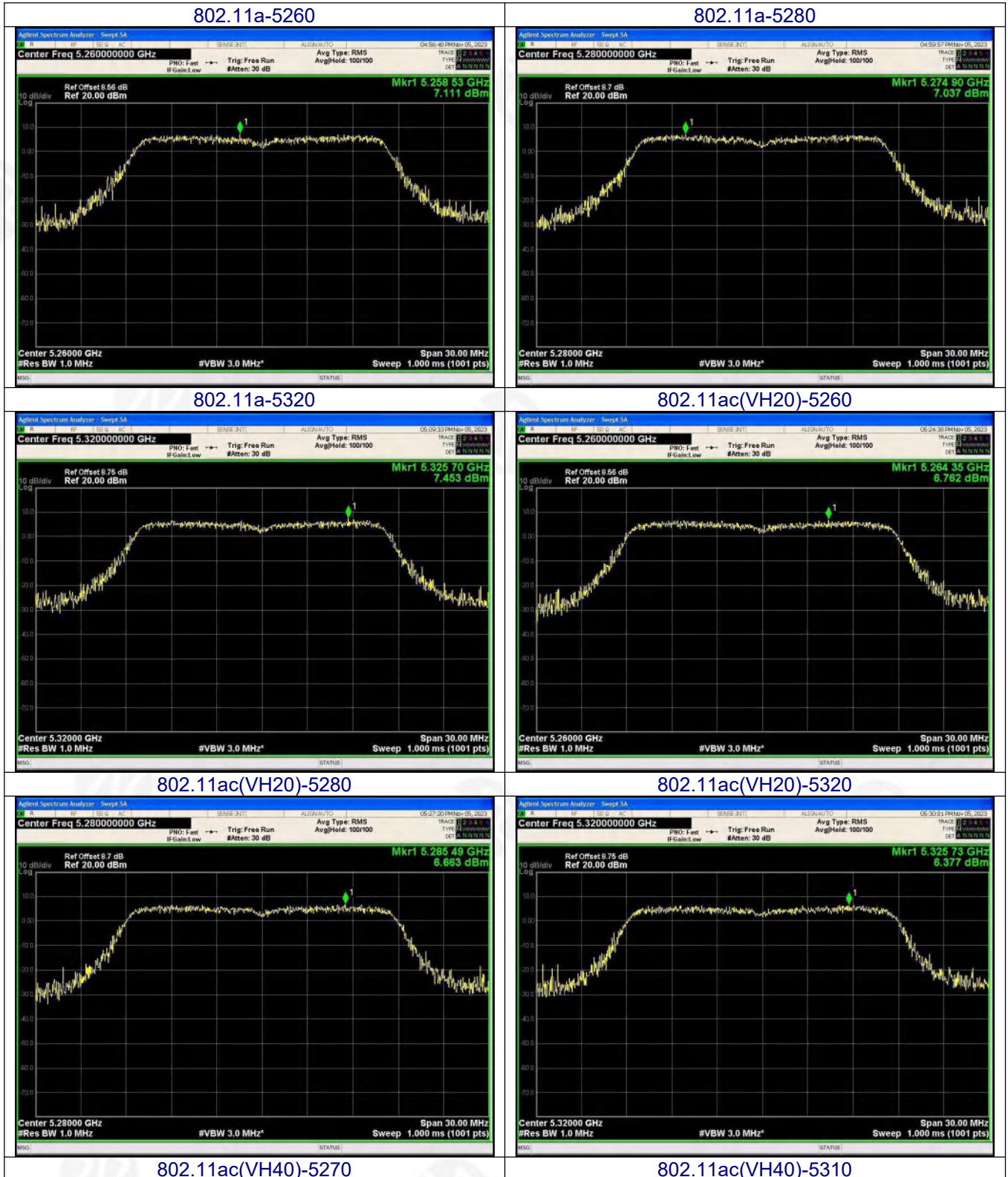


802.11ax(VH80)-5210





5260-5320MHz
ANT1





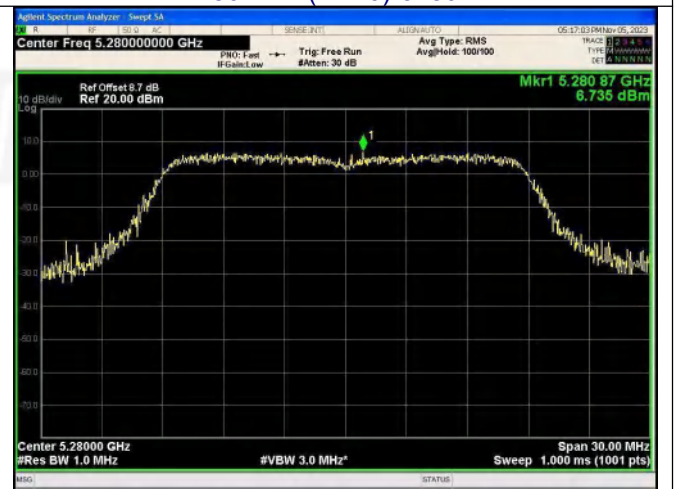
802.11n(HT20)-5260



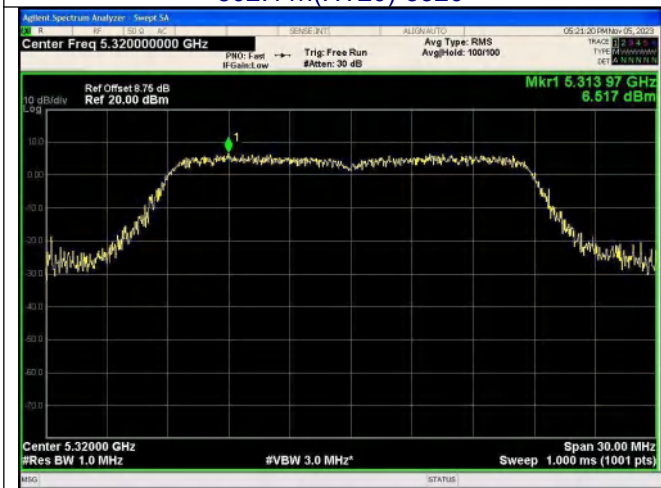
802.11n(HT20)-5280



802.11n(HT20)-5320



802.11n(HT40)-5270



802.11n(HT40)-5310



802.11ac(HT80)-5290





ANT2

802.11a-5260



802.11a-5280



802.11a-5320



802.11ac(VH20)-5260




802.11ac(VH20)-5280




802.11ac(VH20)-5320



802.11ac(VH40)-5270

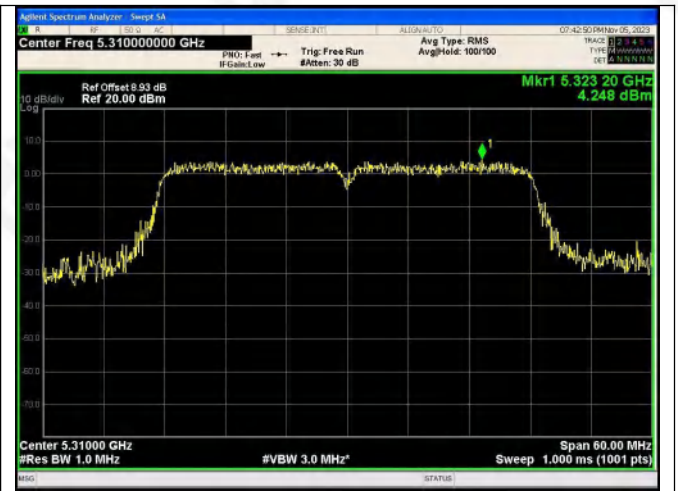


802.11ac(VH40)-5310





802.11n(HT20)-5260



802.11n(HT20)-5280



802.11n(HT20)-5320



802.11n(HT40)-5270



802.11n(HT40)-5310

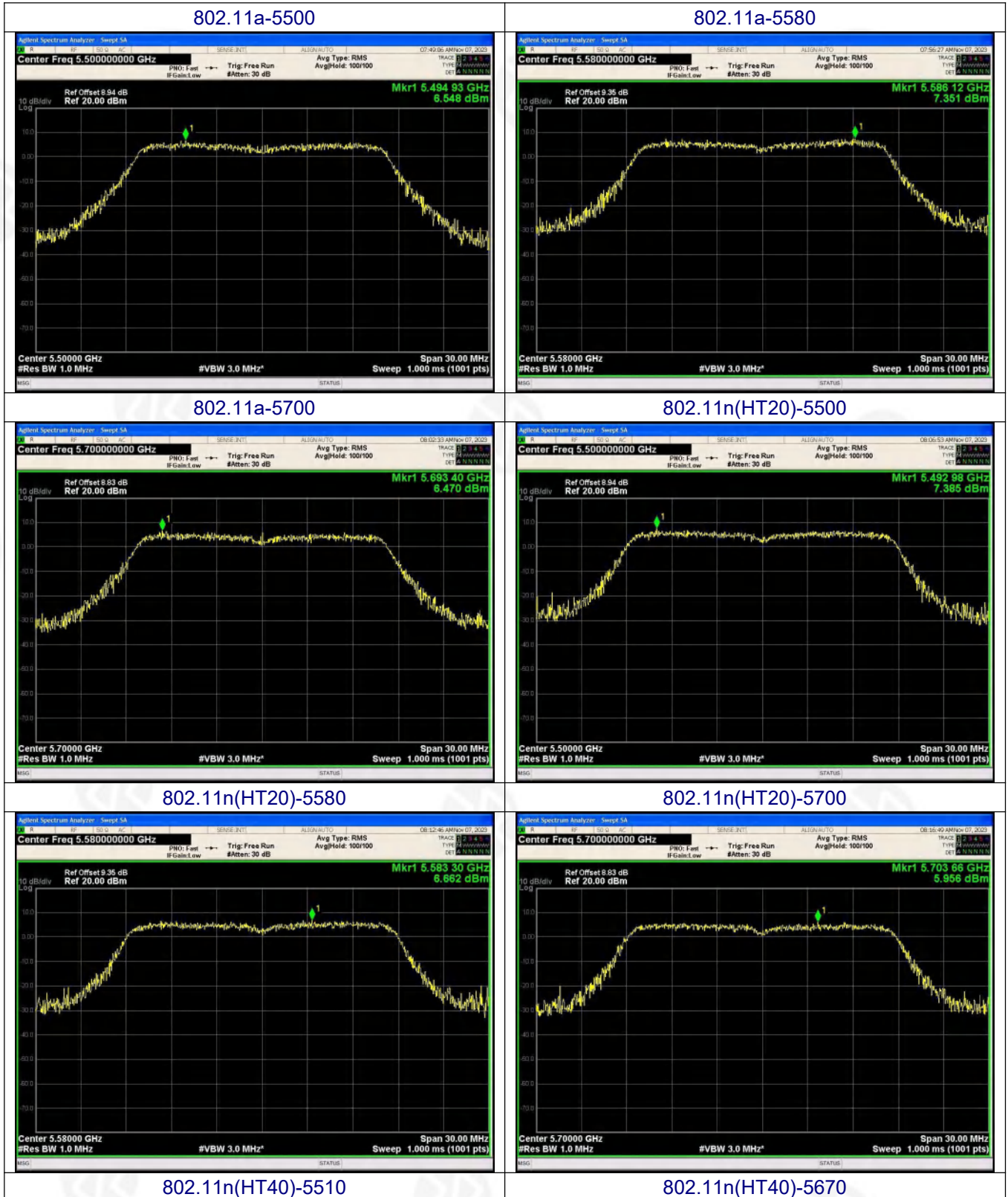


802.11ac(HT80)-5290



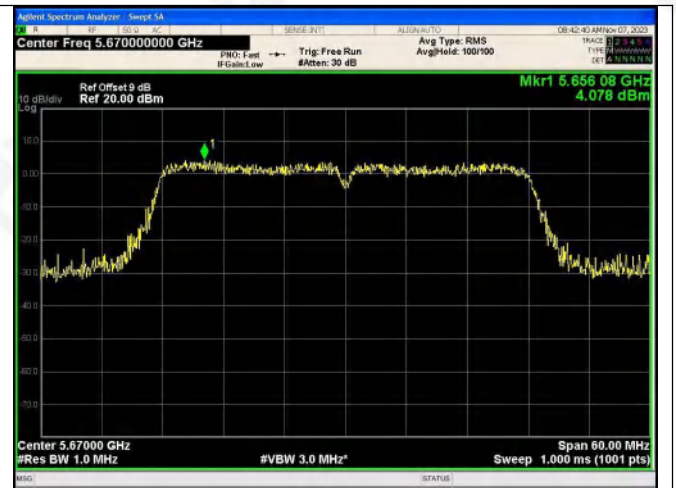


5500-5700MHz
ANT1

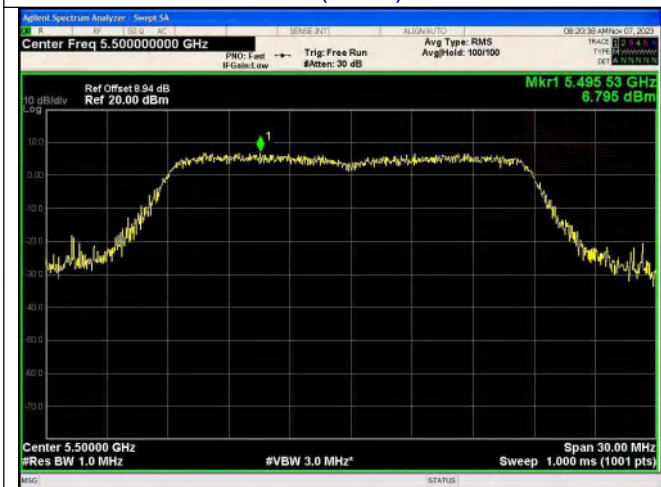




802.11ac(VH20)-5500



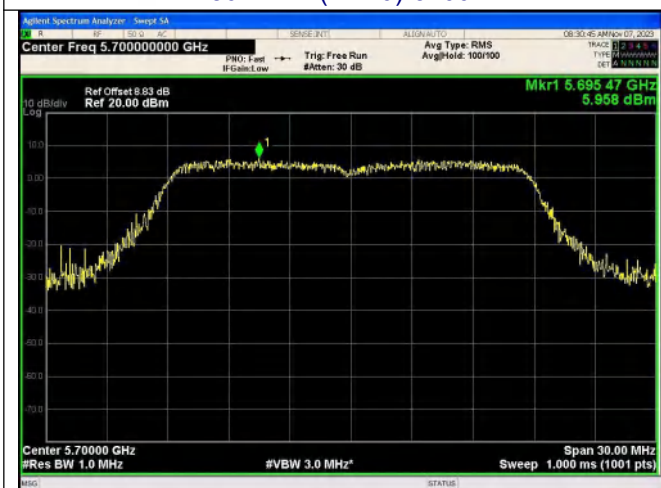
802.11ac(VH20)-5580



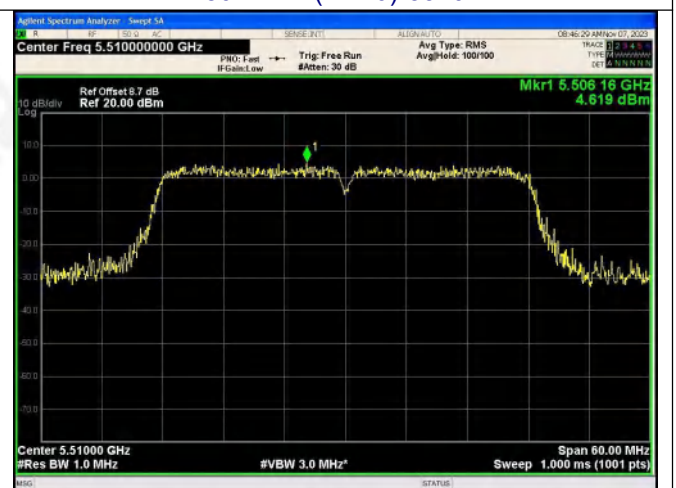
802.11ac(VH20)-5700



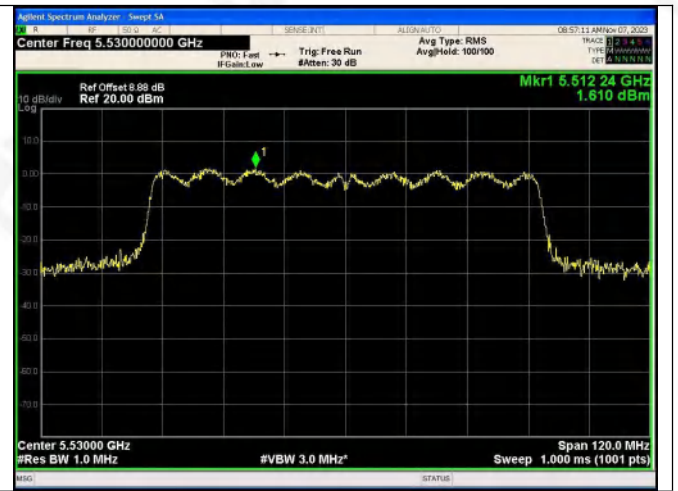
802.11ac(VH40)-5510



802.11ac(VH40)-5670

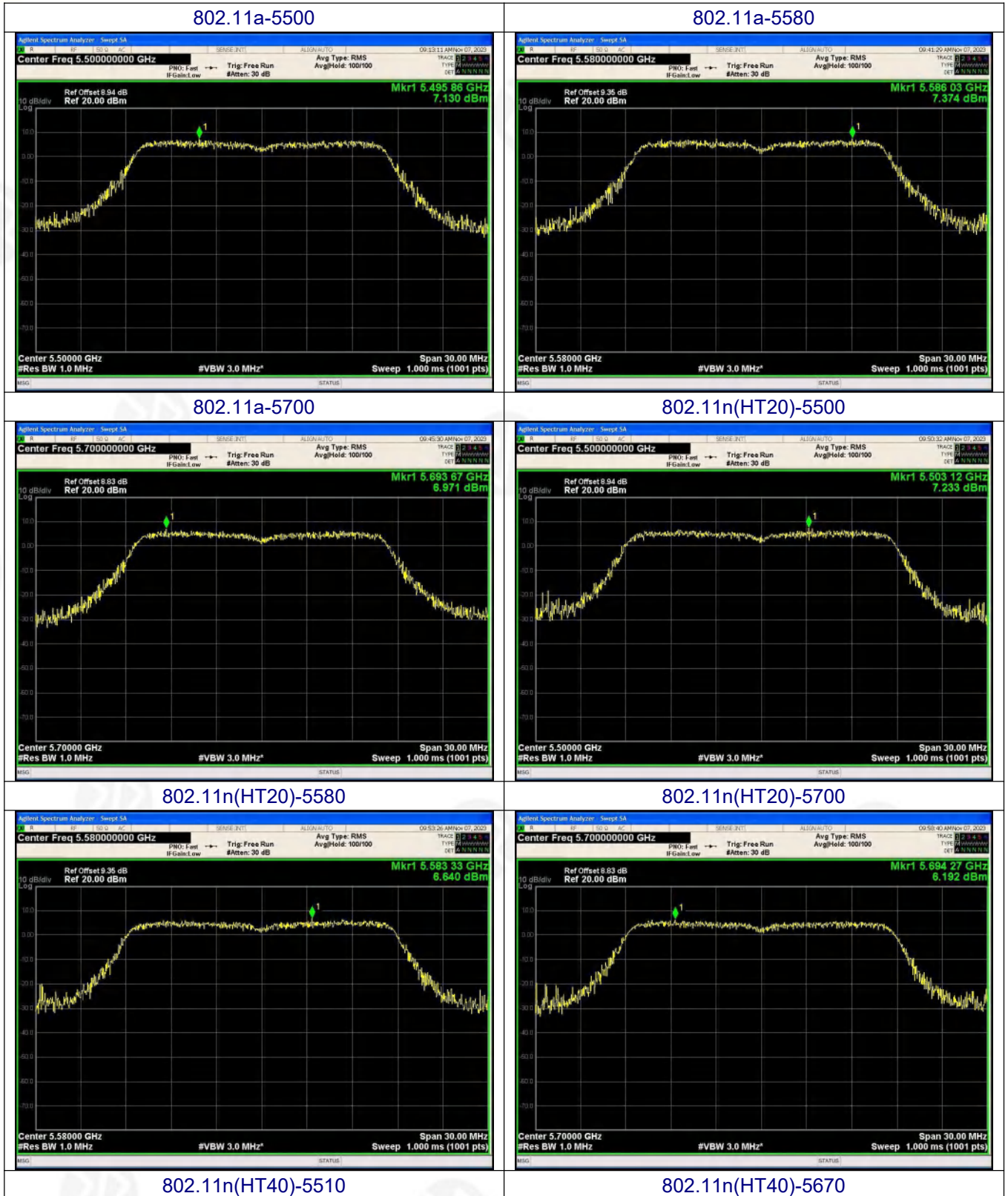


802.11ac(VH80)-5530



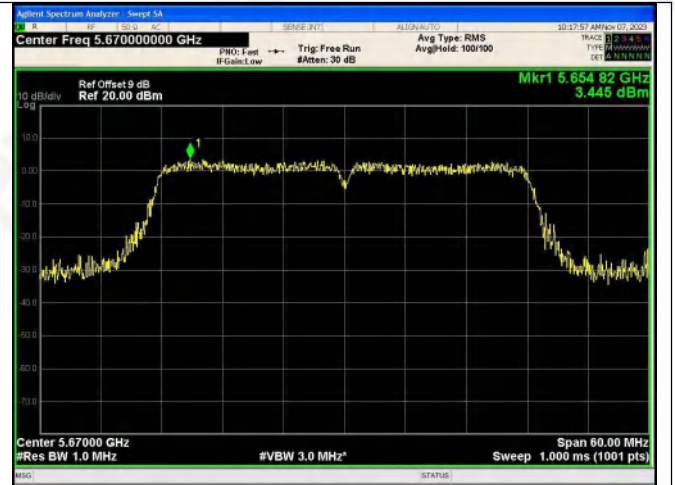


ANT2





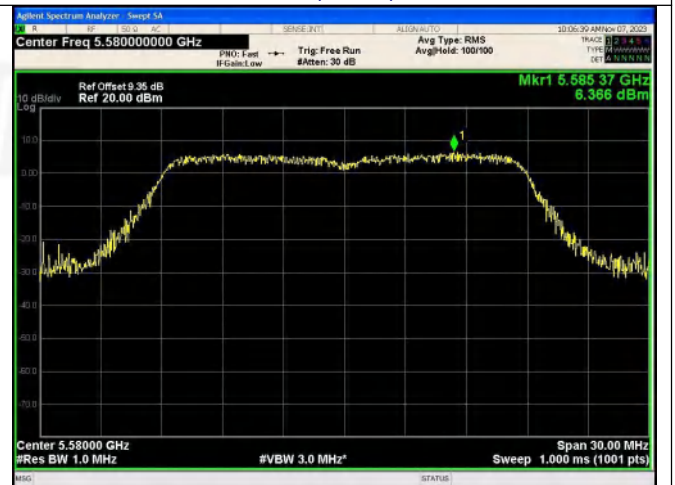
802.11ac(VH20)-5500



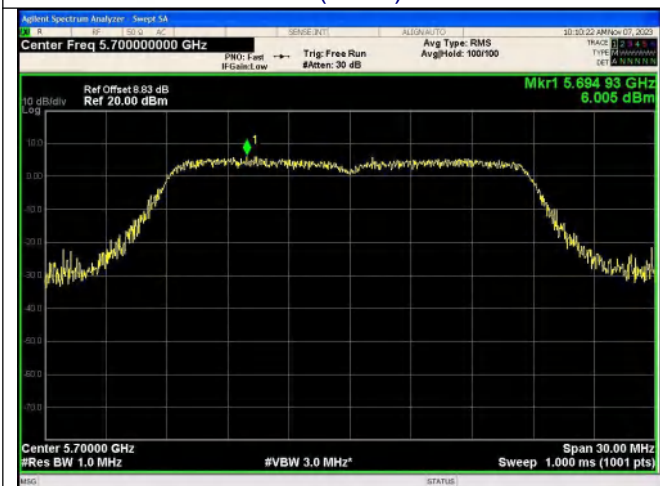
802.11ac(VH20)-5580



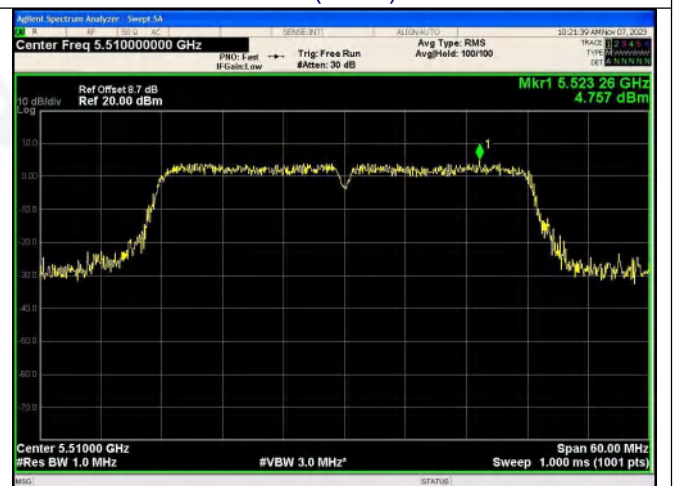
802.11ac(VH20)-5700



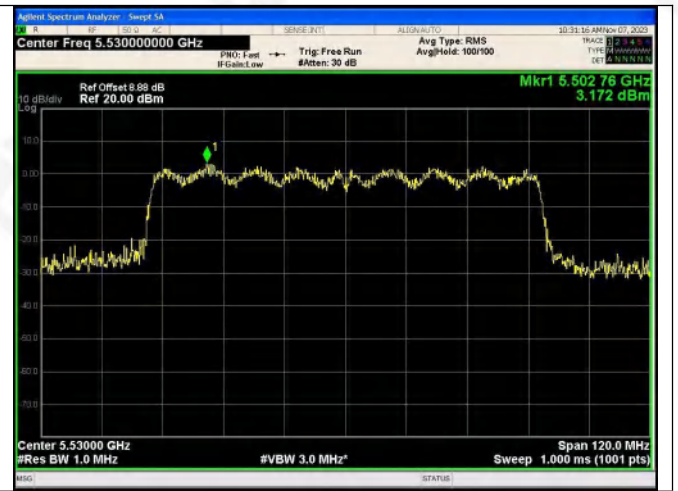
802.11ac(VH40)-5510



802.11ac(VH40)-5670

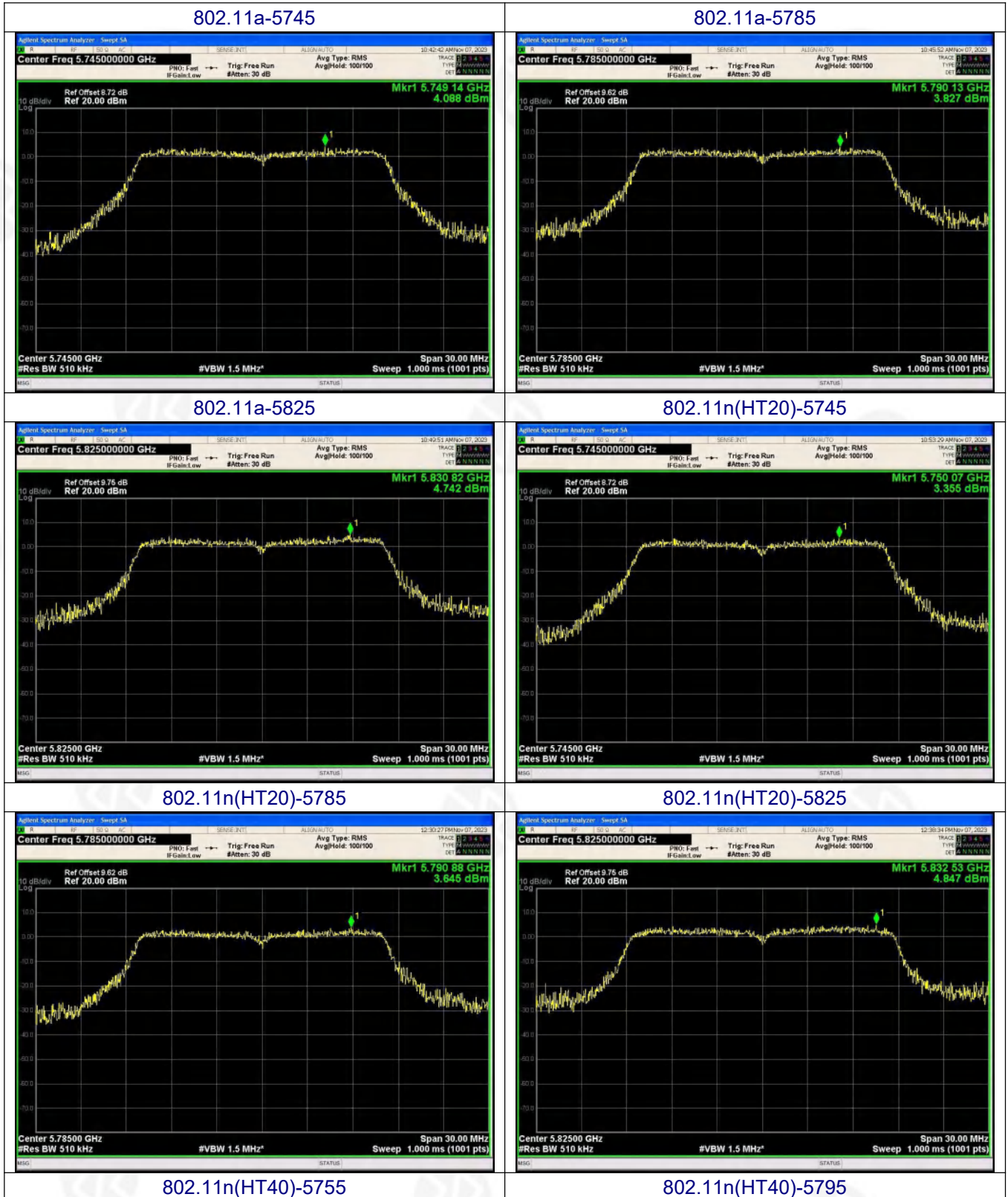


802.11ac(VH80)-5530





5745-5825MHz
ANT1





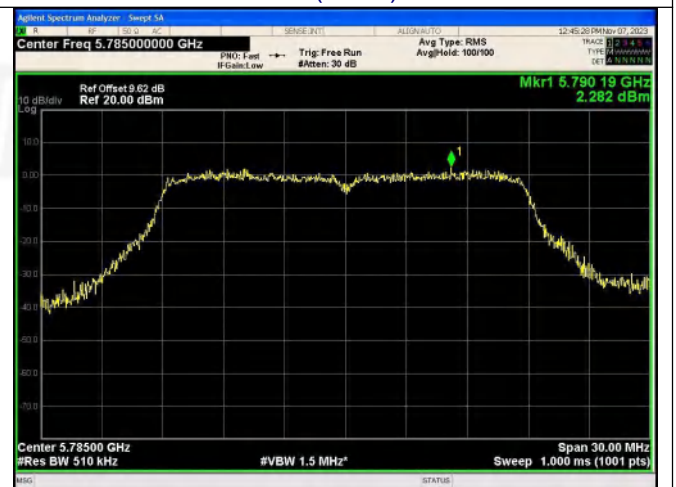
802.11ac(VH20)-5745



802.11ac(VH20)-5785



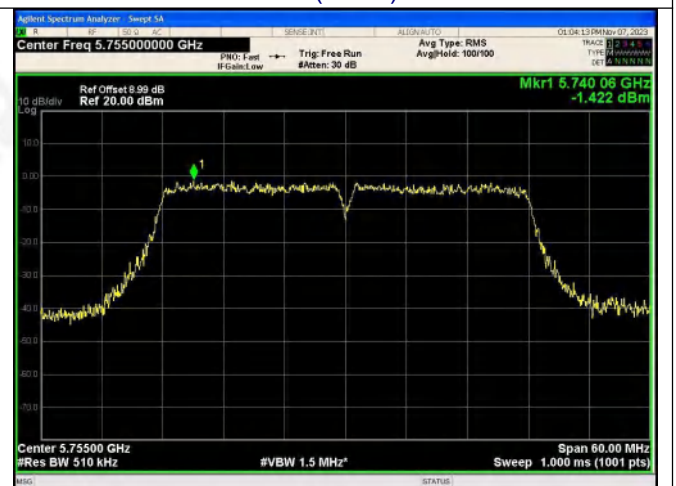
802.11ac(VH20)-5825



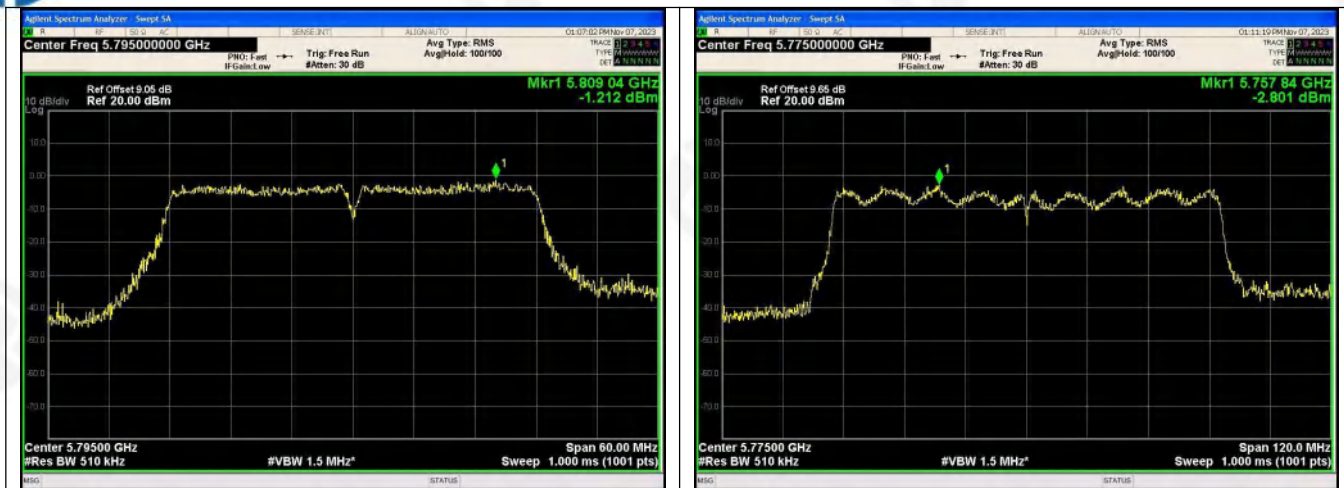
802.11ac(VH40)-5755



802.11ac(VH40)-5795



802.11ac(VH80)-5775





ANT2

802.11a-5745



802.11a-5785



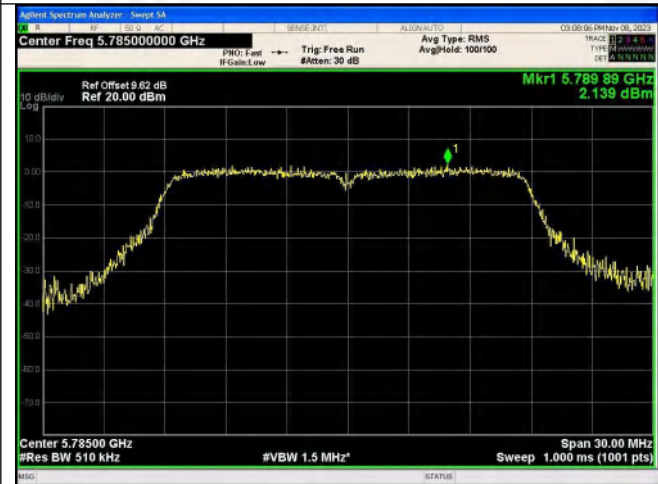
802.11a-5825



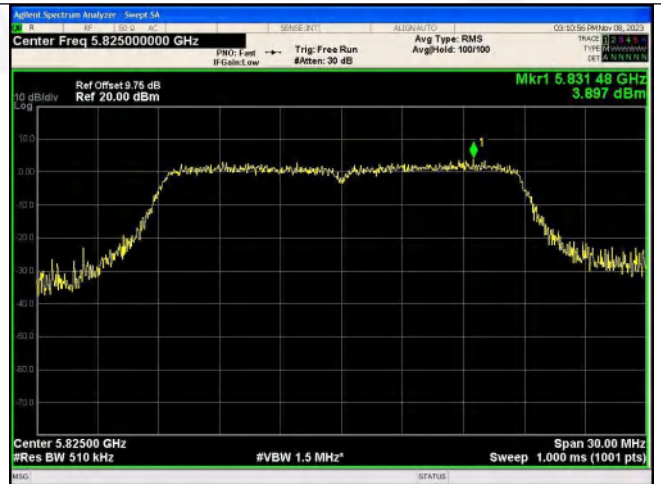
802.11n(HT20)-5745



802.11n(HT20)-5785



802.11n(HT20)-5825

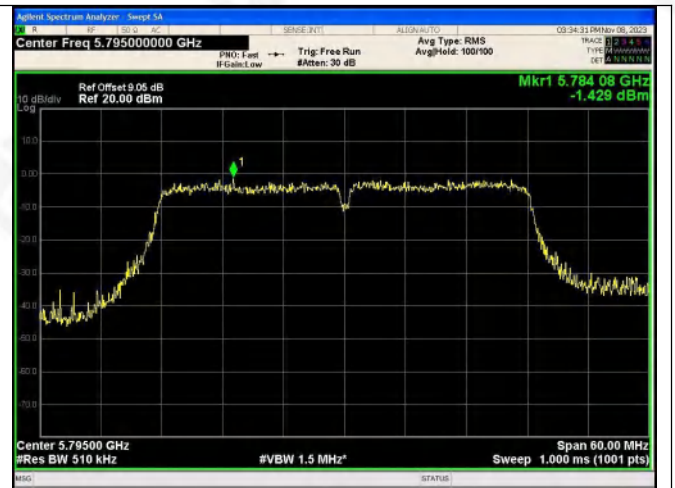


802.11n(HT40)-5755

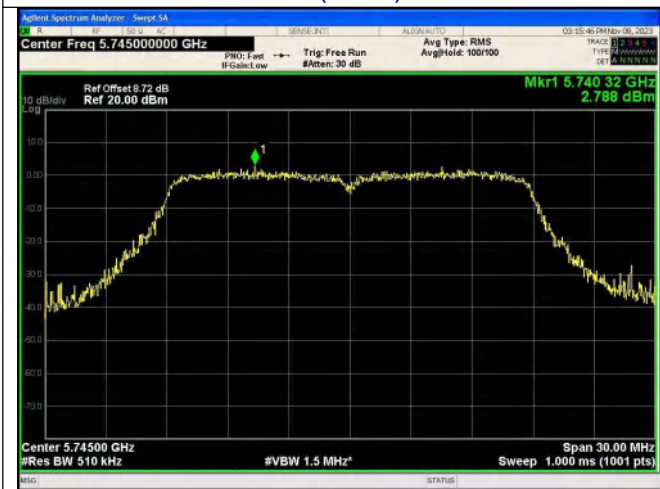
802.11n(HT40)-5795



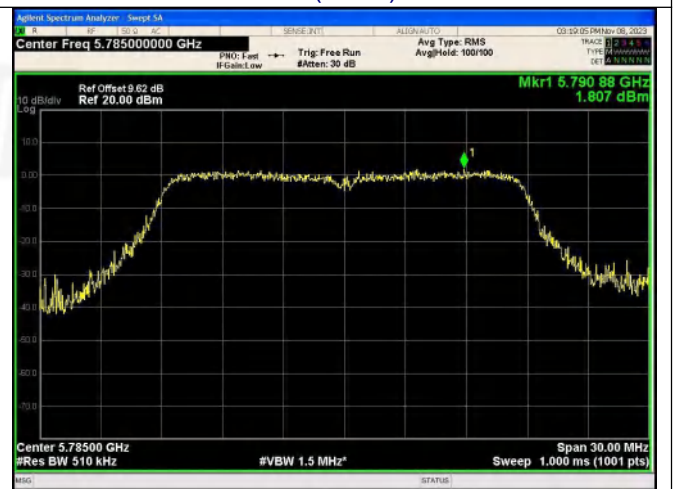
802.11ac(VH20)-5745



802.11ac(VH20)-5785



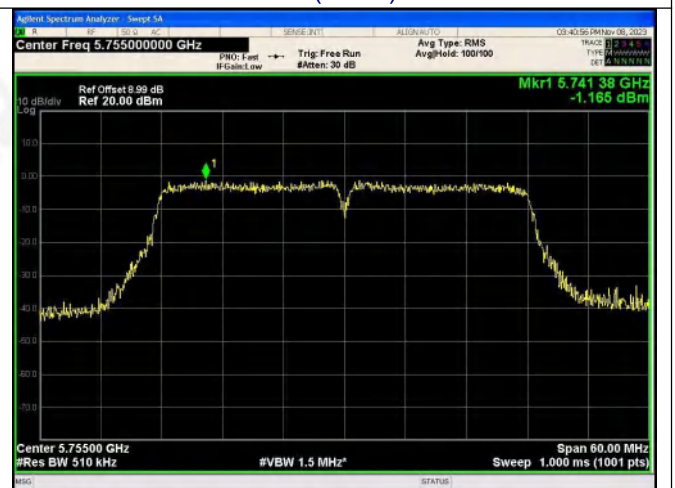
802.11ac(VH20)-5825



802.11ac(VH40)-5755



802.11ac(VH40)-5795



802.11ac(VH80)-5775

