

Case No. : <u>GTS20230914005-1-12</u>
Ambient Condition: <u>23 °C</u> , <u>52 %RH</u> , Atmos100.1Kpa,
Test Date: <u>2023.10.8</u> Test Engineer: <u>Evan ouyang</u>

Appendix F.1: Emission Bandwidth

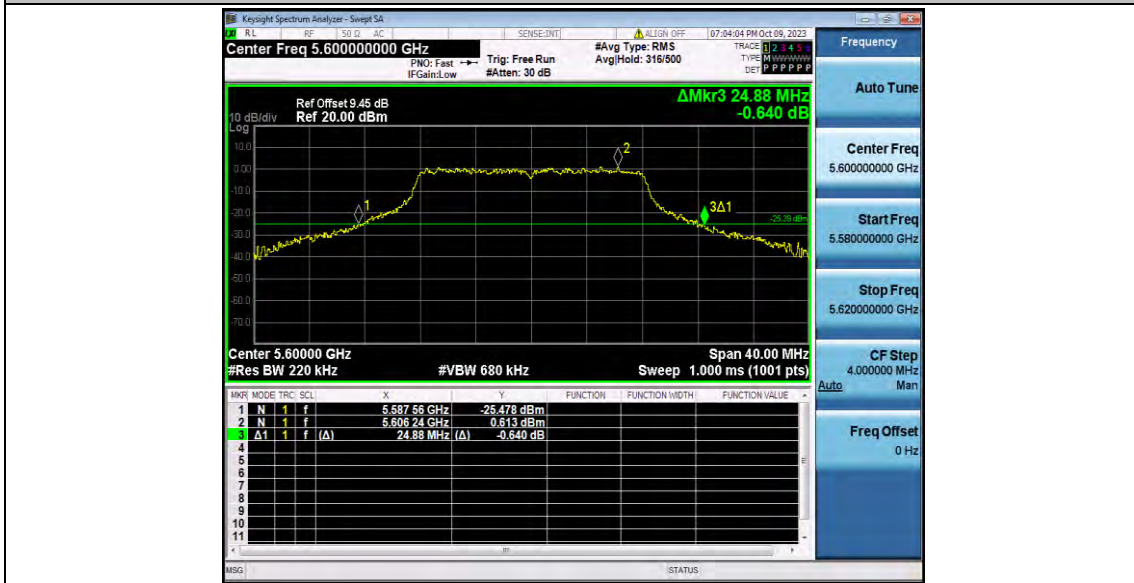
Test Result

Test Mode	Antenna	Frequency[MHz]	26db EBW [MHz]	FL[MHz]	FH[MHz]	Limit[MHz]	Verdict
11A	Ant1	5500	23.480	5488.160	5511.640	---	---
		5600	24.880	5587.560	5612.440	---	---
		5700	24.840	5687.600	5712.440	---	---
11N20SISO	Ant1	5500	23.440	5488.080	5511.520	---	---
		5600	24.960	5587.320	5612.280	---	---
		5700	25.200	5687.200	5712.400	---	---
11N40SISO	Ant1	5510	46.640	5486.240	5532.880	---	---
		5590	48.800	5564.800	5613.600	---	---
		5670	47.680	5646.240	5693.920	---	---
11AC20SISO	Ant1	5500	25.960	5487.120	5513.080	---	---
		5600	25.920	5586.880	5612.800	---	---
		5700	25.480	5686.920	5712.400	---	---
11AC40SISO	Ant1	5510	47.360	5486.880	5534.240	---	---
		5590	47.760	5566.240	5614.000	---	---
		5670	49.840	5645.360	5695.200	---	---
11AX20SISO	Ant1	5500	29.520	5482.960	5512.480	---	---
		5600	25.640	5586.520	5612.160	---	---
		5700	24.240	5687.960	5712.200	---	---
11AX40SISO	Ant1	5510	45.600	5486.480	5532.080	---	---
		5590	46.640	5566.560	5613.200	---	---
		5670	45.680	5646.480	5692.160	---	---

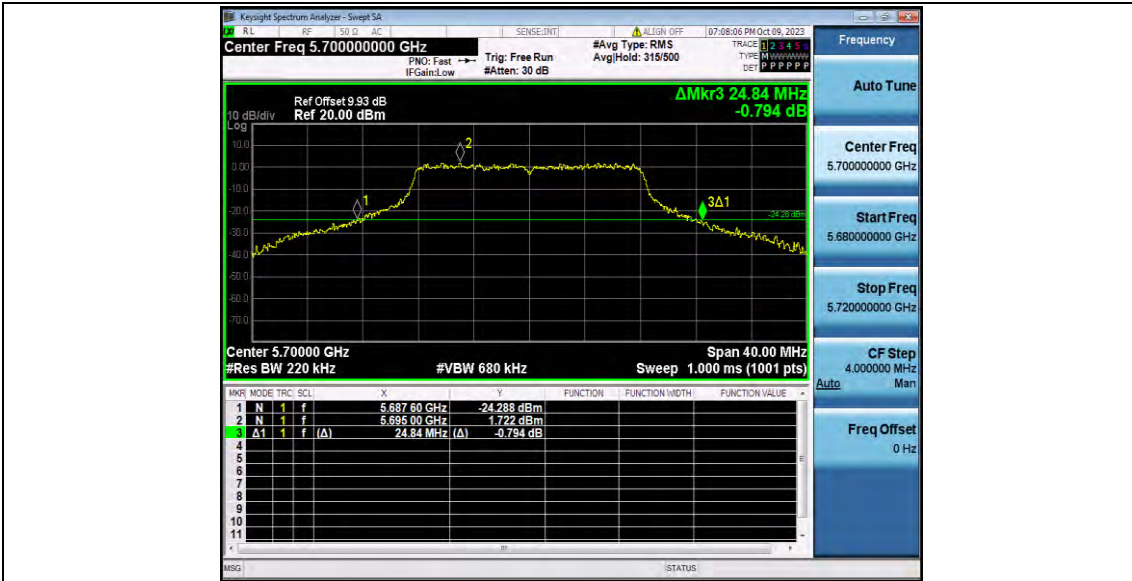
Test Graphs



11A_Ant1_5500



11A_Ant1_5600



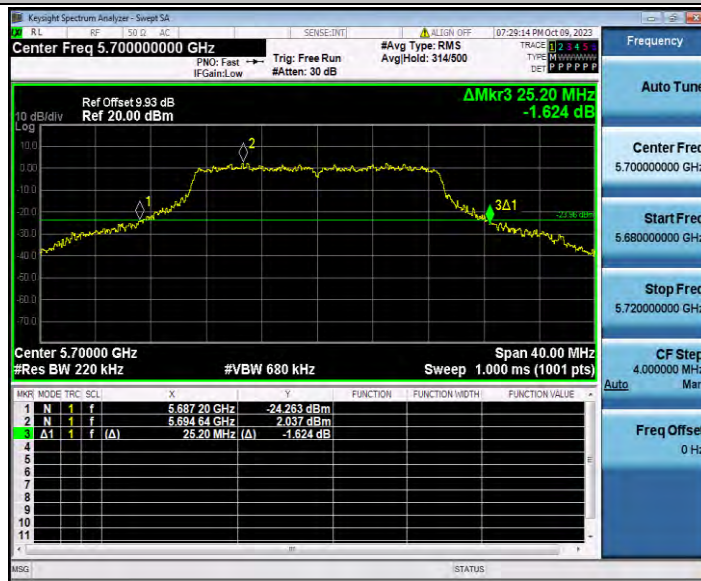
11A_Ant1_5700



11N20SISO_Ant1_5500



11N20SISO_Ant1_5600



11N20SISO_Ant1_5700



11N40SISO_Ant1_5510



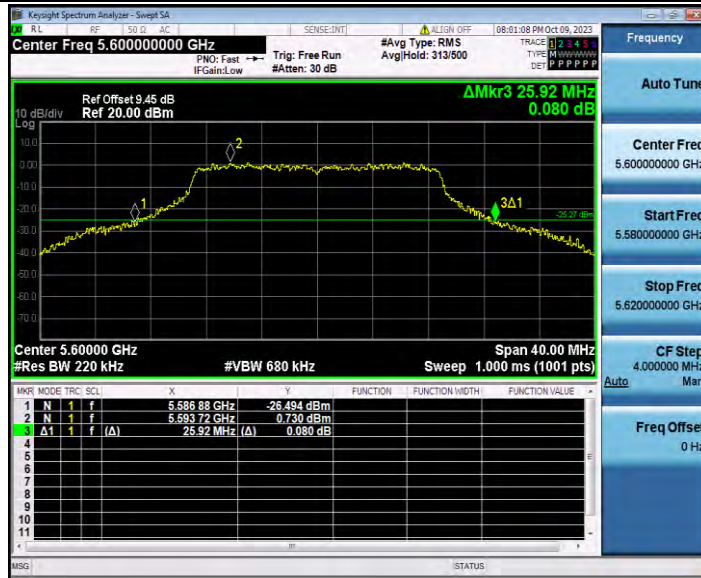
11N40SISO_Ant1_5590



11N40SISO_Ant1_5670



11AC20SISO_Ant1_5500



11AC20SISO_Ant1_5600



11AC20SISO_Ant1_5700



11AC40SISO_Ant1_5510



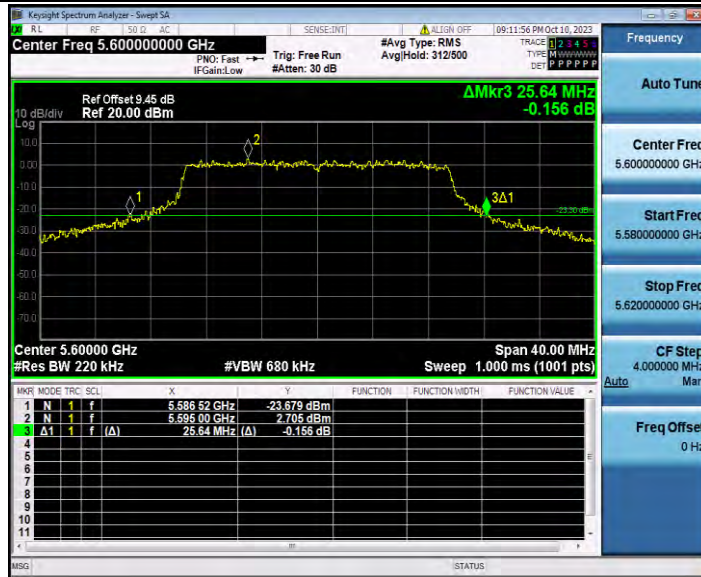
11AC40SISO_Ant1_5590



11AC40SISO_Ant1_5670



11AX20SISO_Ant1_5500



11AX20SISO_Ant1_5600

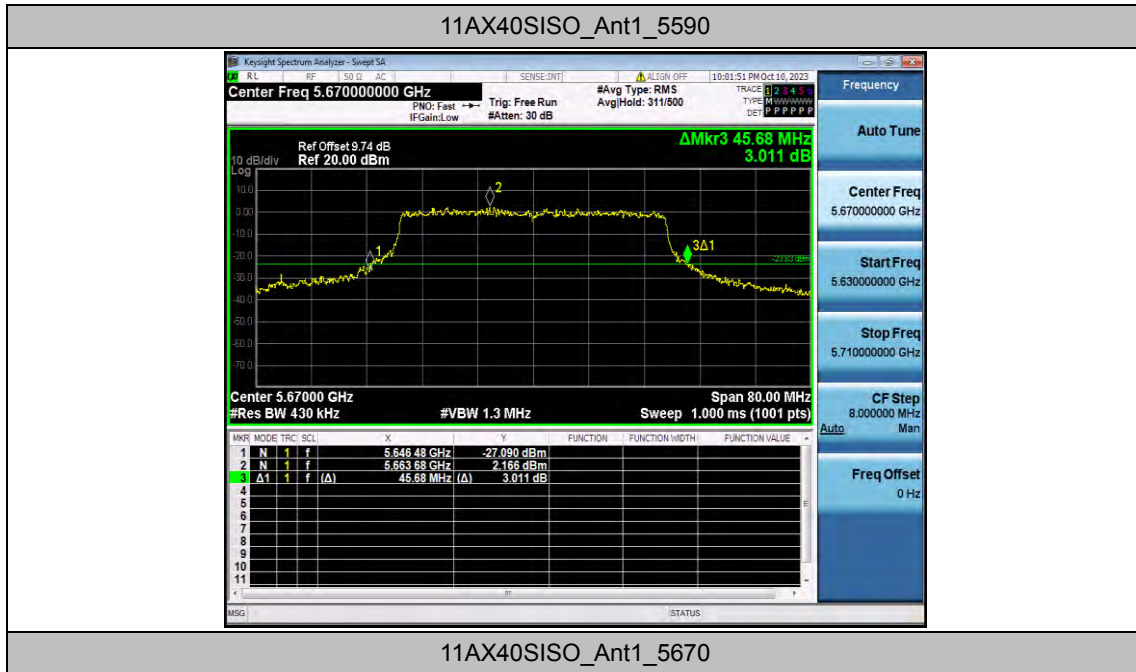


11AX20SISO_Ant1_5700



11AX40SISO_Ant1_5510





Appendix F.2: Occupied channel bandwidth

Test Result

Test Mode	Antenna	Frequency[MHz]	OCB [MHz]	FL[MHz]	FH[MHz]	Limit[MHz]	Verdict
11A	Ant1	5500	17.993	5490.984	5508.977	---	---
		5600	17.938	5590.938	5608.876	---	---
		5700	17.983	5690.862	5708.845	---	---
11N20SISO	Ant1	5500	18.952	5490.449	5509.401	---	---
		5600	19.245	5590.291	5609.536	---	---
		5700	19.201	5690.279	5709.480	---	---
11N40SISO	Ant1	5510	37.792	5491.157	5528.949	---	---
		5590	37.841	5571.044	5608.885	---	---
		5670	37.721	5651.124	5688.845	---	---
11AC20SISO	Ant1	5500	19.348	5490.333	5509.681	---	---
		5600	19.354	5590.272	5609.626	---	---
		5700	19.253	5690.345	5709.598	---	---
11AC40SISO	Ant1	5510	37.647	5491.355	5529.002	---	---
		5590	37.765	5571.206	5608.971	---	---
		5670	37.542	5651.267	5688.809	---	---
11AX20SISO	Ant1	5500	19.675	5490.215	5509.890	---	---
		5600	19.693	5590.178	5609.871	---	---
		5700	19.864	5690.093	5709.957	---	---
11AX40SISO	Ant1	5510	38.409	5490.706	5529.115	---	---
		5590	38.389	5570.713	5609.102	---	---
		5670	38.406	5650.660	5689.066	---	---

Test Graphs



11A_Ant1_5500



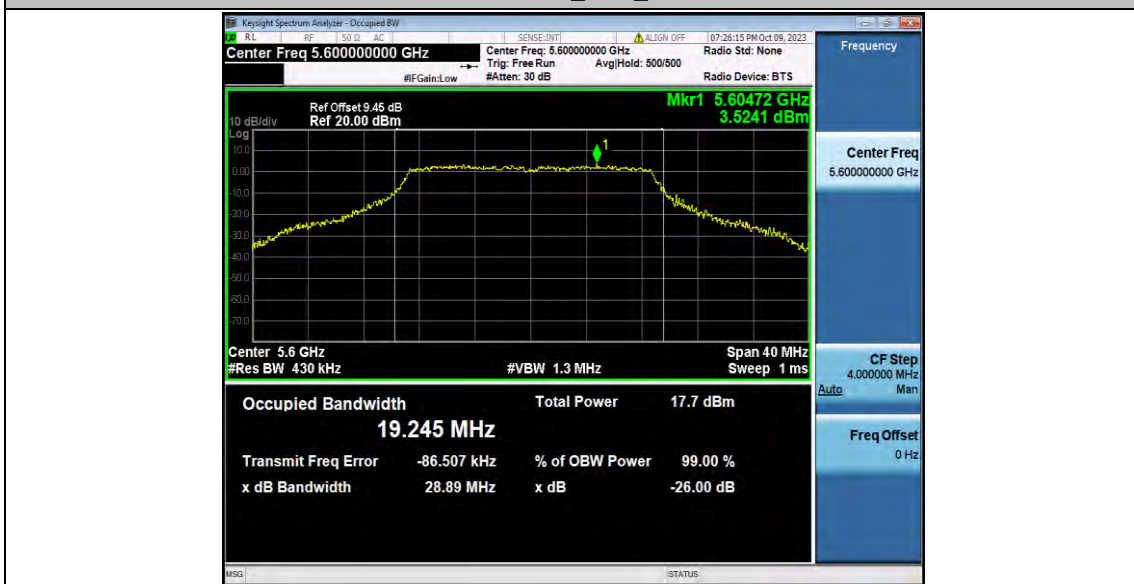
11A_Ant1_5600



11A_Ant1_5700



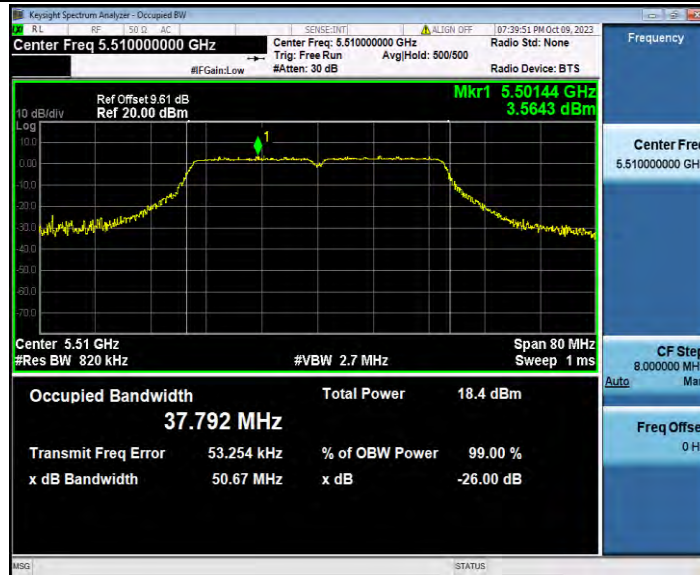
11N20SISO_Ant1_5500



11N20SISO_Ant1_5600



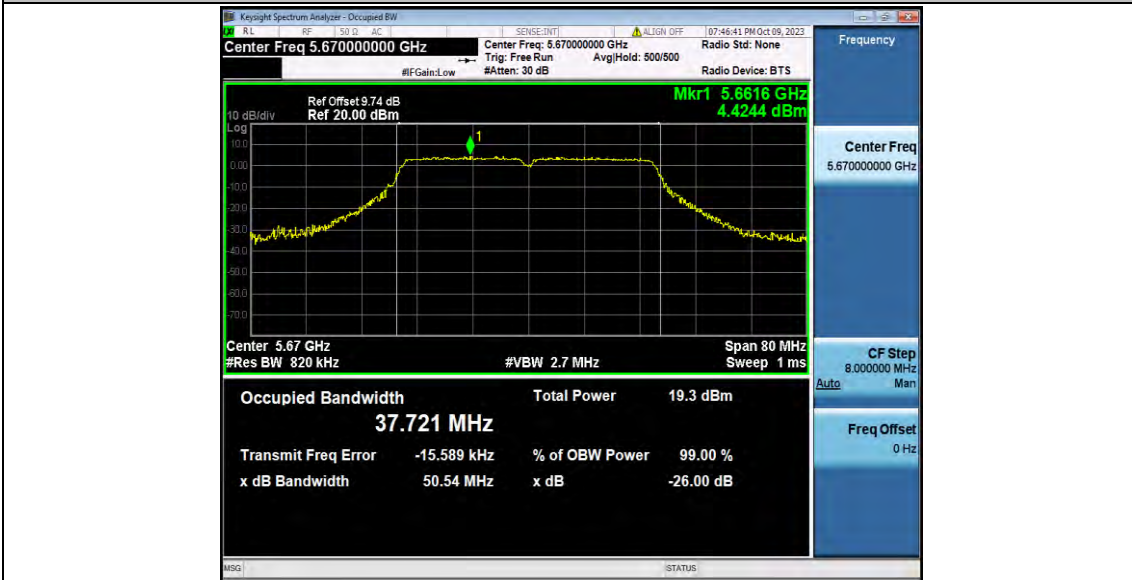
11N20SISO_Ant1_5700



11N40SISO_Ant1_5510



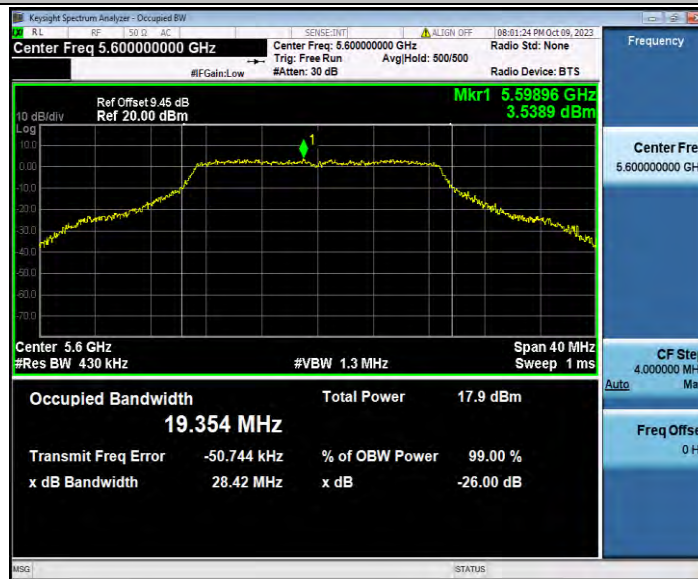
11N40SISO_Ant1_5590



11N40SISO_Ant1_5670



11AC20SISO_Ant1_5500



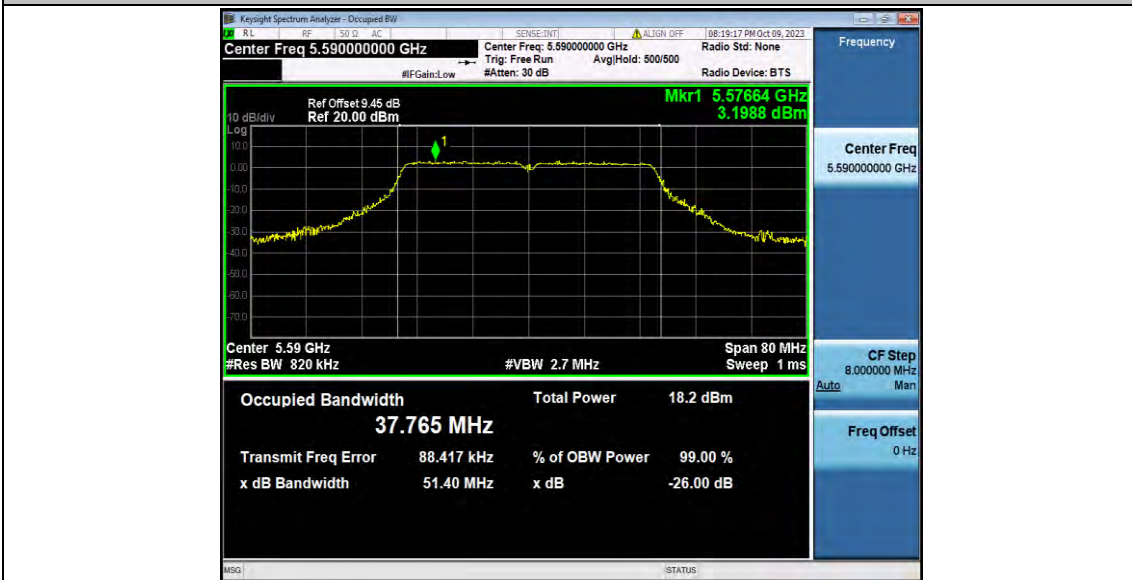
11AC20SISO_Ant1_5600



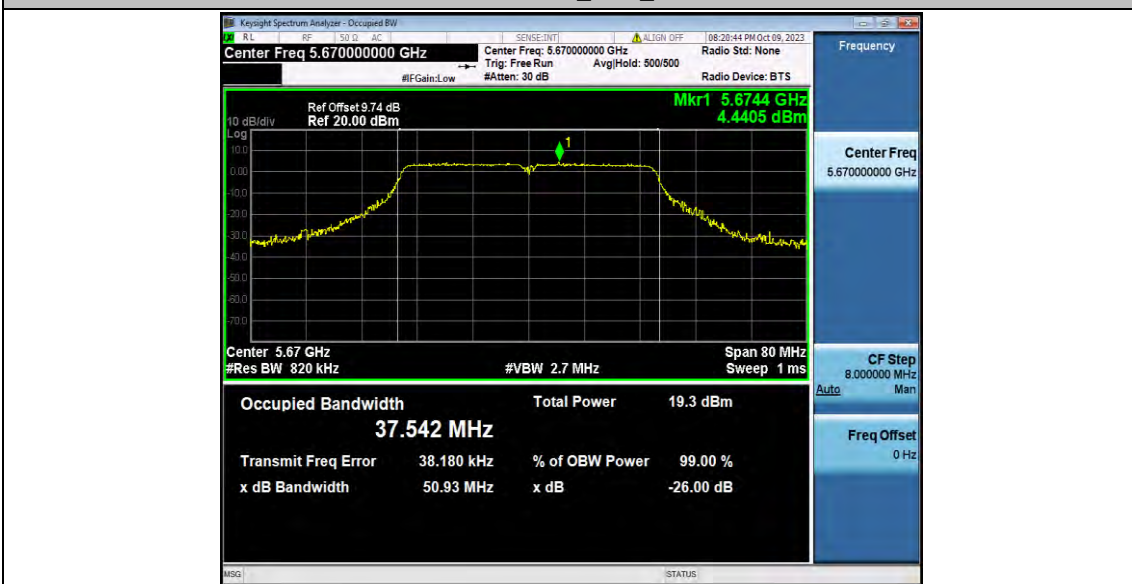
11AC20SISO_Ant1_5700



11AC40SISO_Ant1_5510



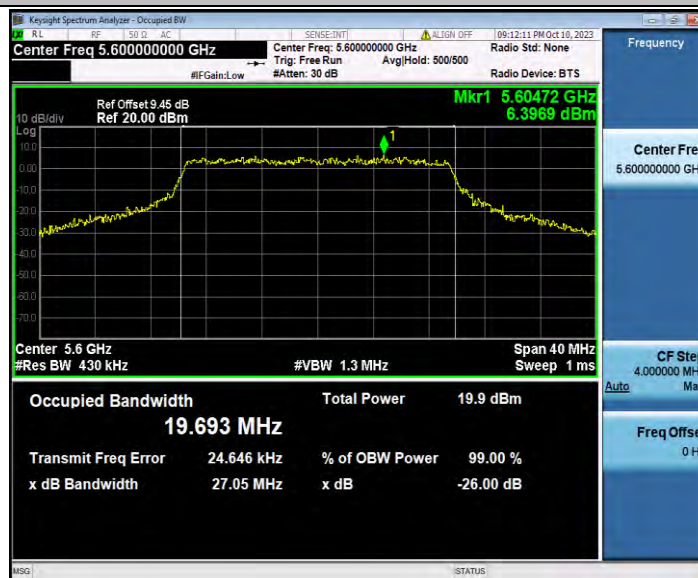
11AC40SISO_Ant1_5590



11AC40SISO_Ant1_5670



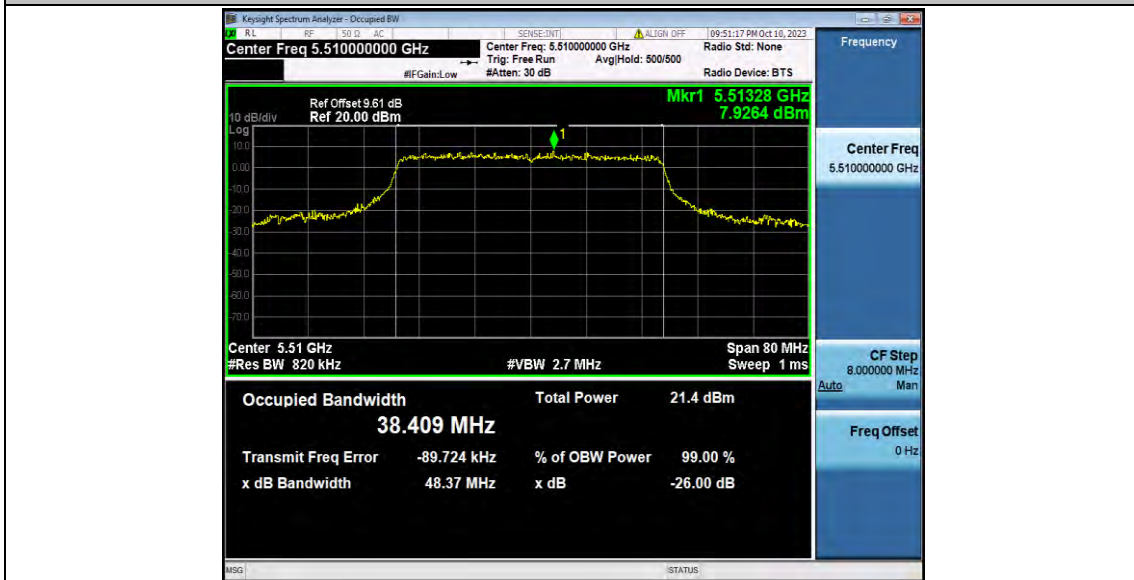
11AX20SISO_Ant1_5500



11AX20SISO_Ant1_5600

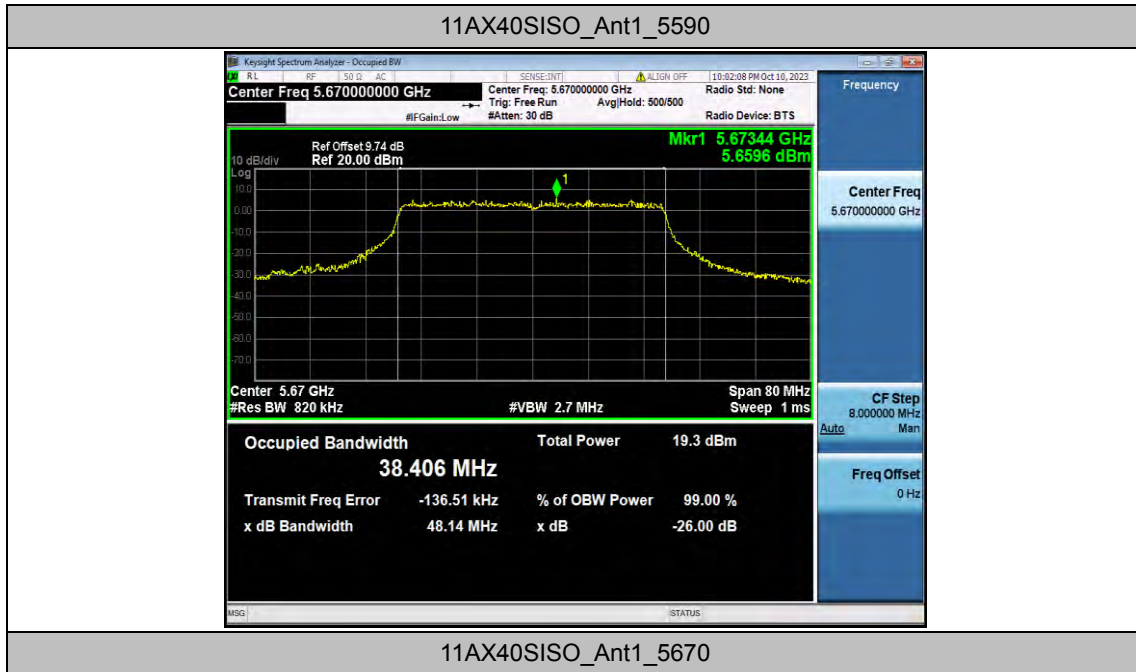


11AX20SISO_Ant1_5700



11AX40SISO_Ant1_5510



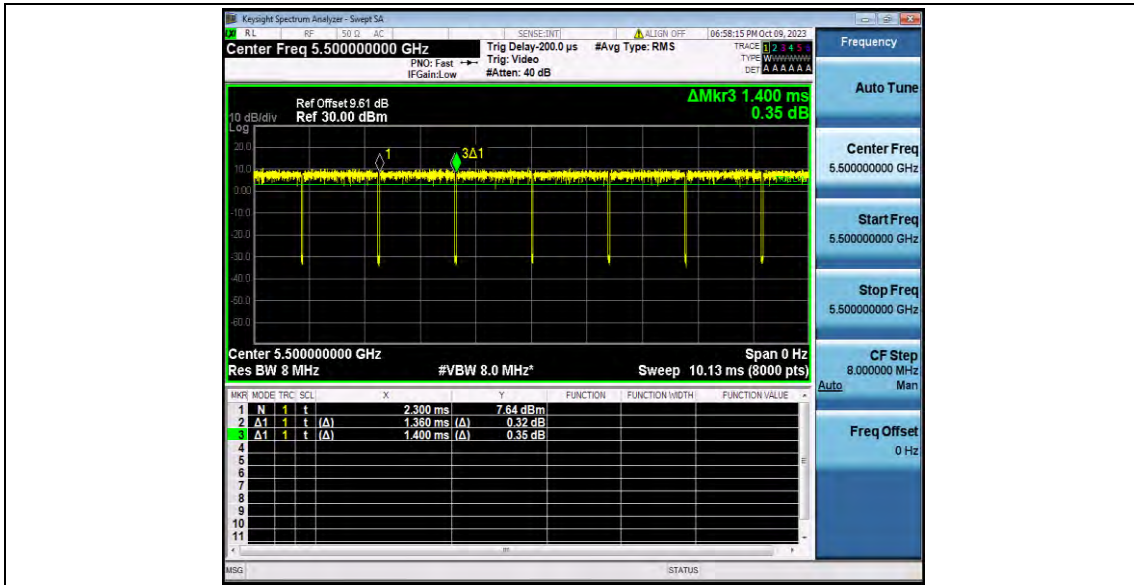


Appendix F.3: Duty Cycle

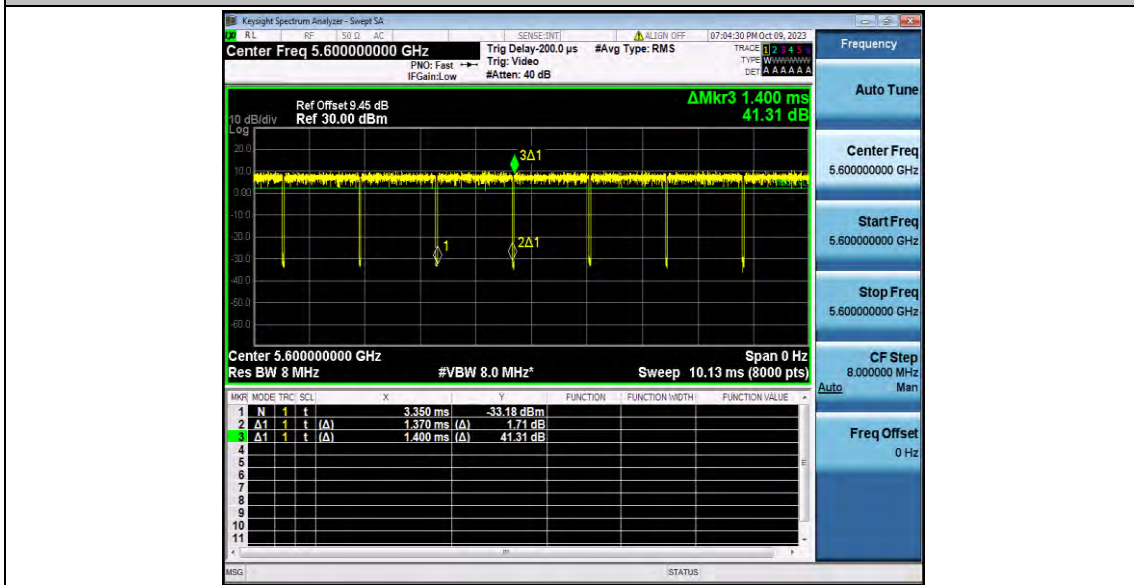
Test Result

Test Mode	Antenna	Frequency[MHz]	Transmission Duration [ms]	Transmission Period [ms]	Duty Cycle [%]
11A	Ant1	5500	1.36	1.40	97.14
		5600	1.37	1.40	97.86
		5700	1.36	1.40	97.14
11N20SISO	Ant1	5500	1.28	1.31	97.71
		5600	1.28	1.31	97.71
		5700	1.27	1.31	96.95
11N40SISO	Ant1	5510	0.64	0.67	95.52
		5590	0.64	0.67	95.52
		5670	0.63	0.67	94.03
11AC20SISO	Ant1	5500	1.28	1.32	96.97
		5600	1.28	1.32	96.97
		5700	1.29	1.32	97.73
11AC40SISO	Ant1	5510	0.64	0.67	95.52
		5590	0.64	0.67	95.52
		5670	0.64	0.68	94.12
11AX20SISO	Ant1	5500	0.99	1.03	96.12
		5600	0.99	1.03	96.12
		5700	0.99	1.03	96.12
11AX40SISO	Ant1	5510	0.52	0.62	83.87
		5590	0.51	0.55	92.73
		5670	0.51	0.55	92.73

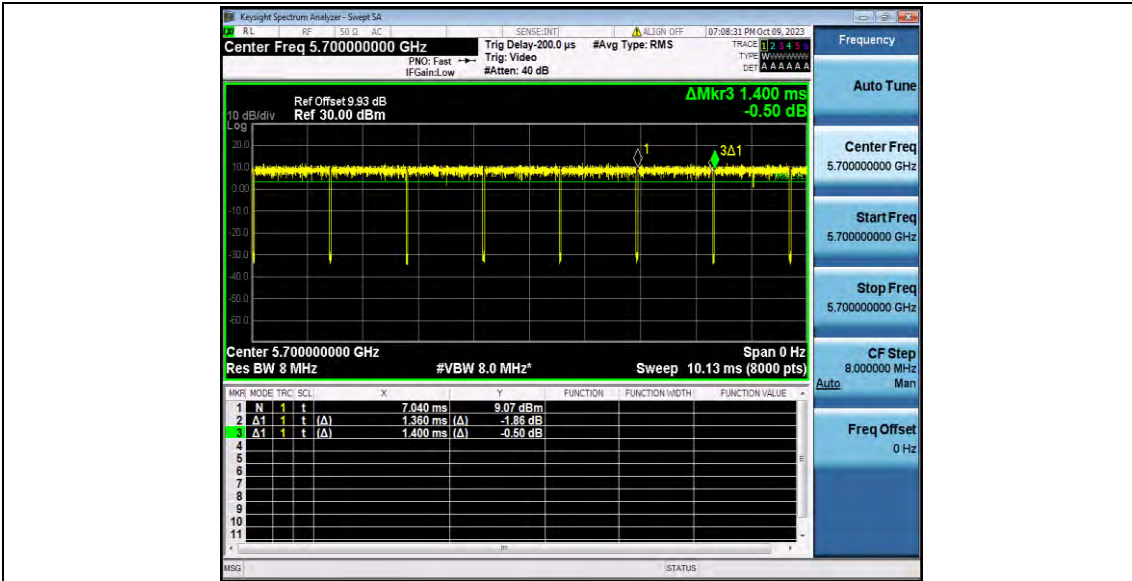
Test Graphs



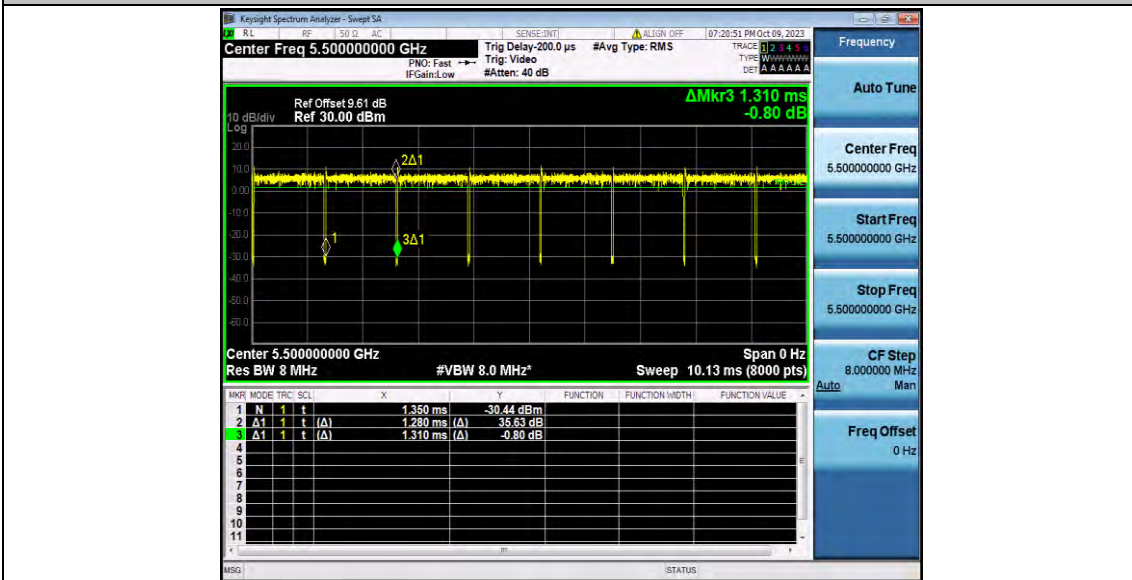
11A_Ant1_5500



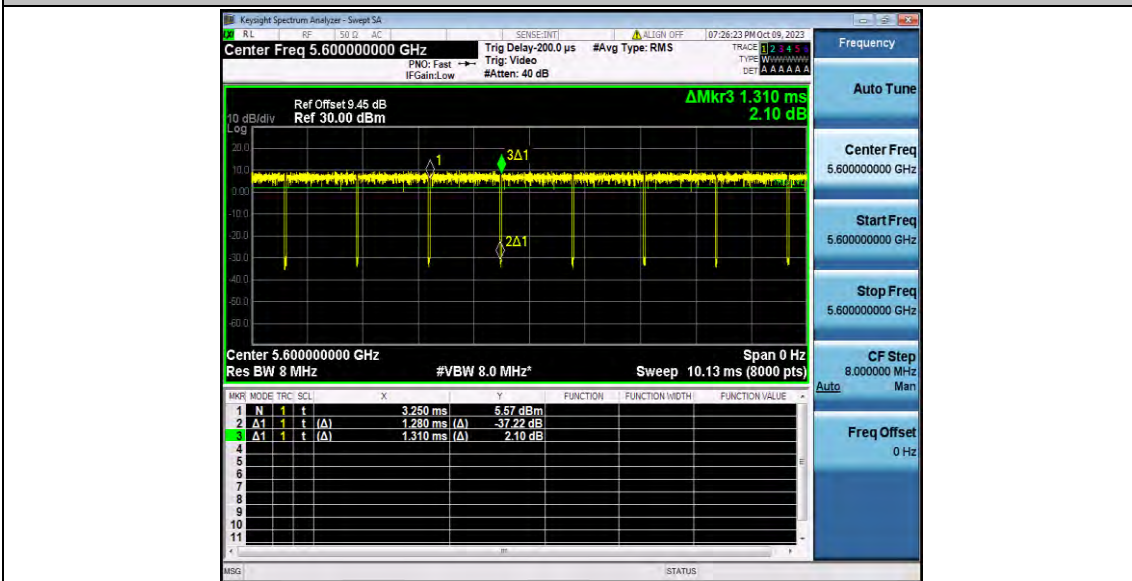
11A_Ant1_5600



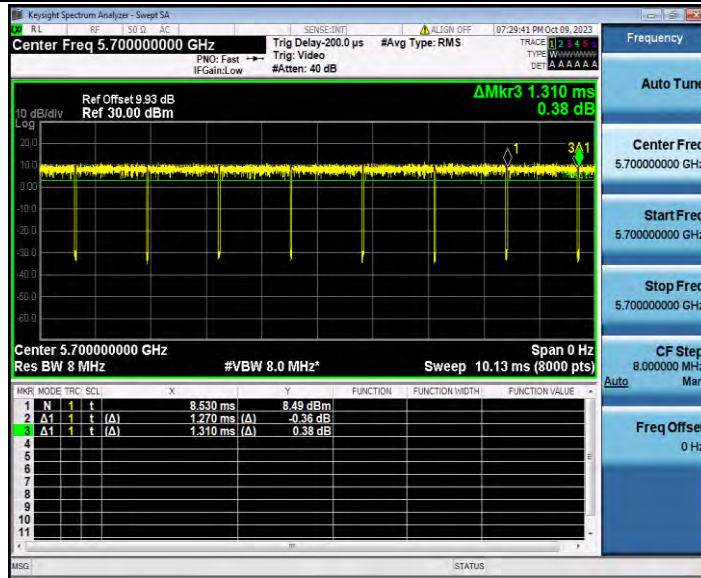
11A_Ant1_5700



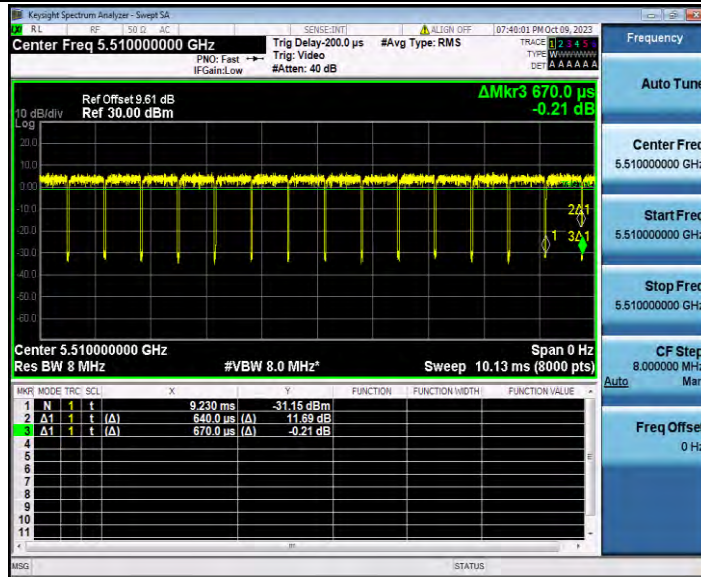
11N20SISO_Ant1_5500



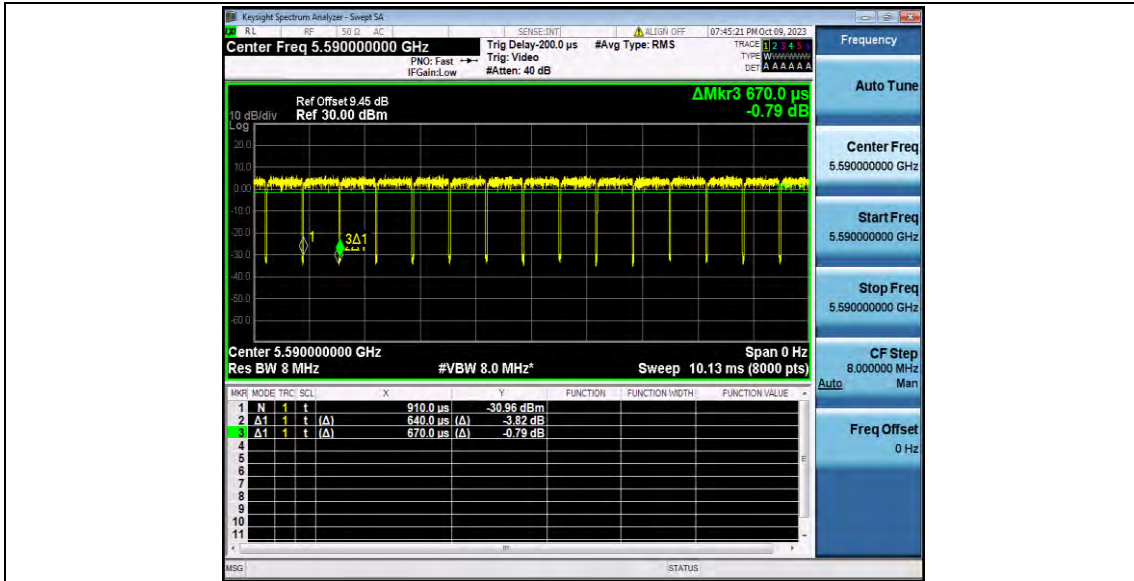
11N20SISO_Ant1_5600



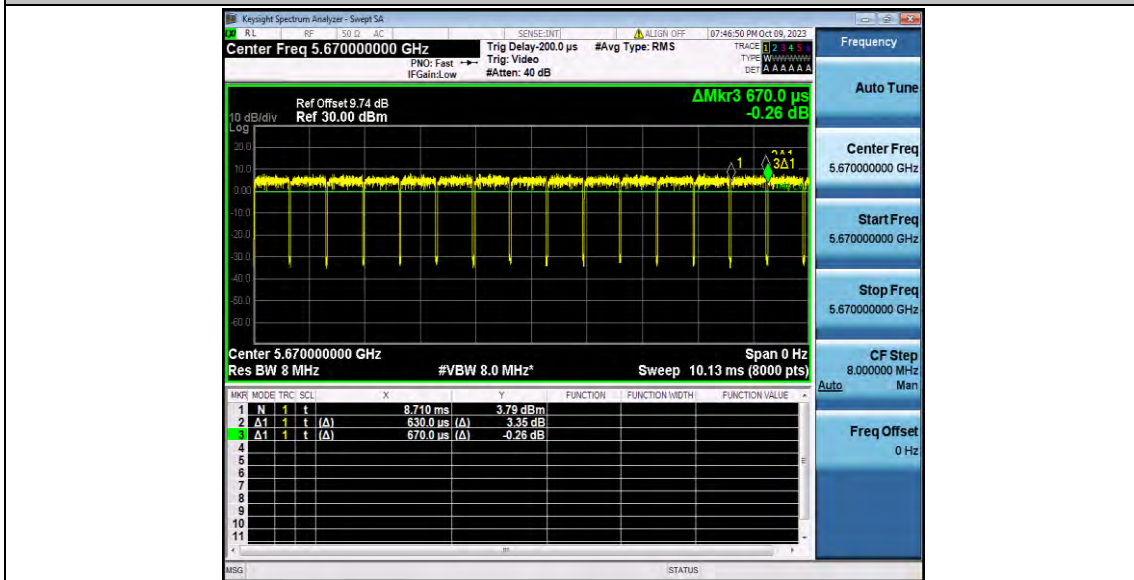
11N20SISO_Ant1_5700



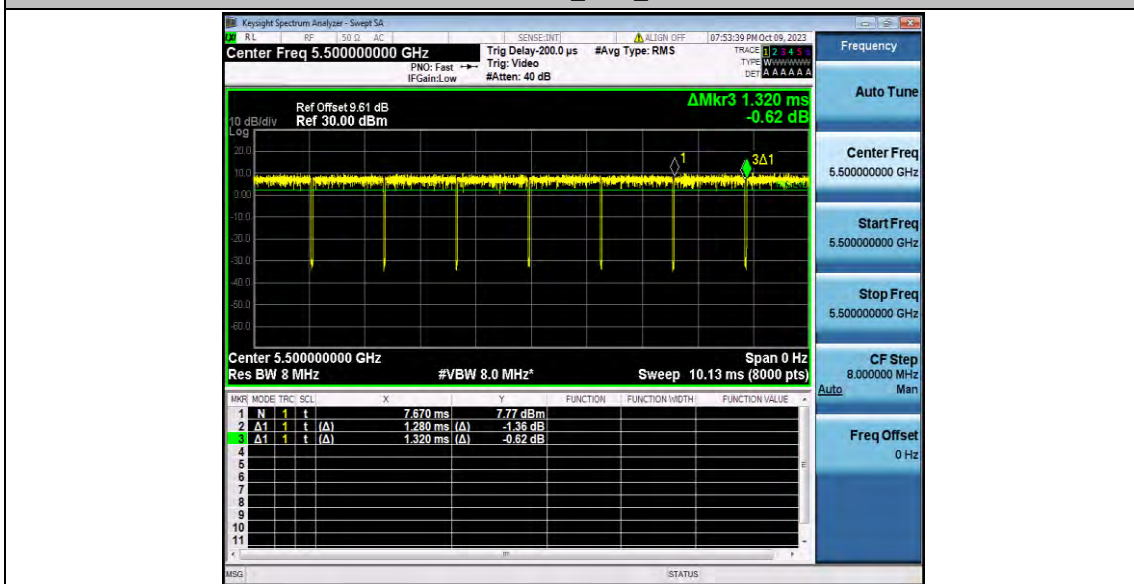
11N40SISO_Ant1_5510



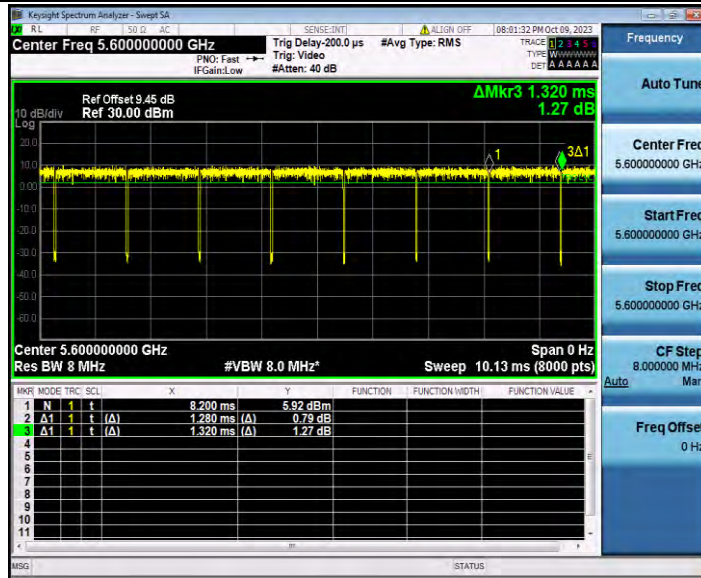
11N40SISO_Ant1_5590



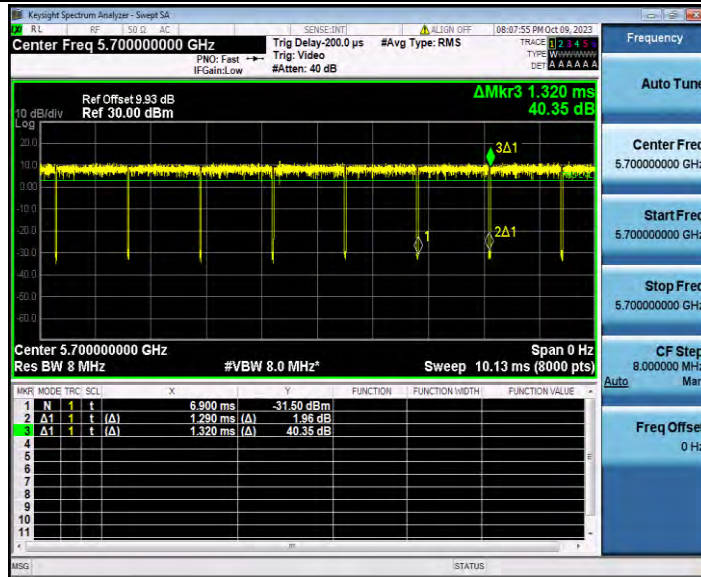
11N40SISO_Ant1_5670



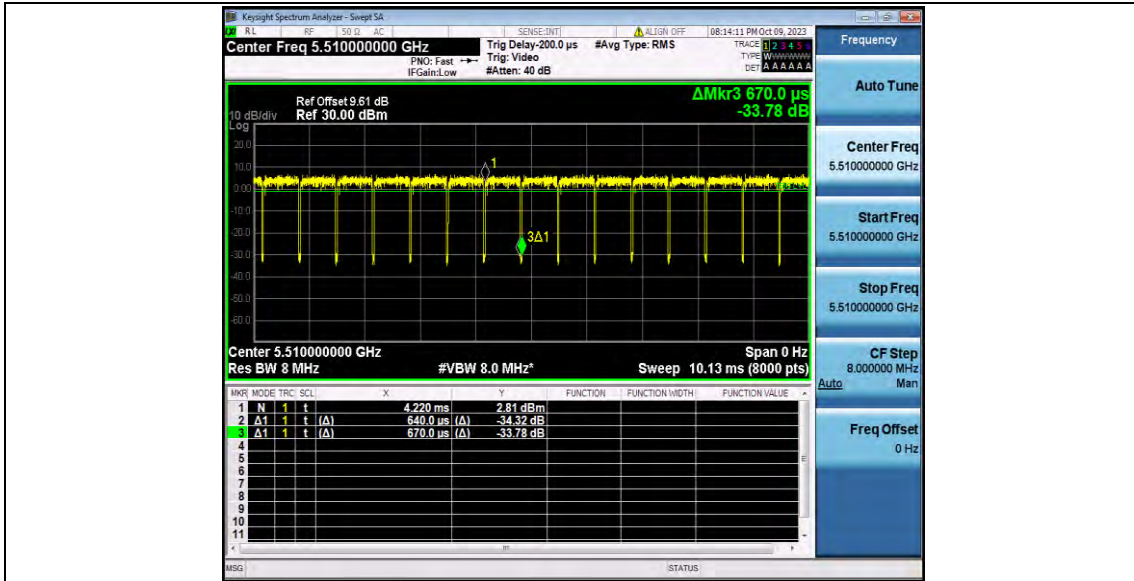
11AC20SISO_Ant1_5500



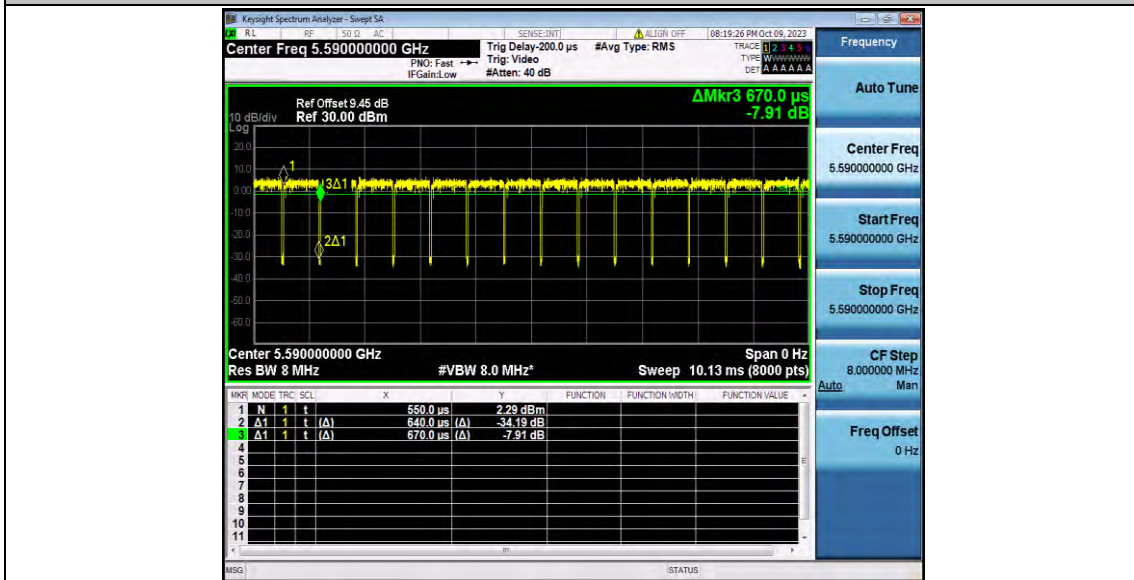
11AC20SISO_Ant1_5600



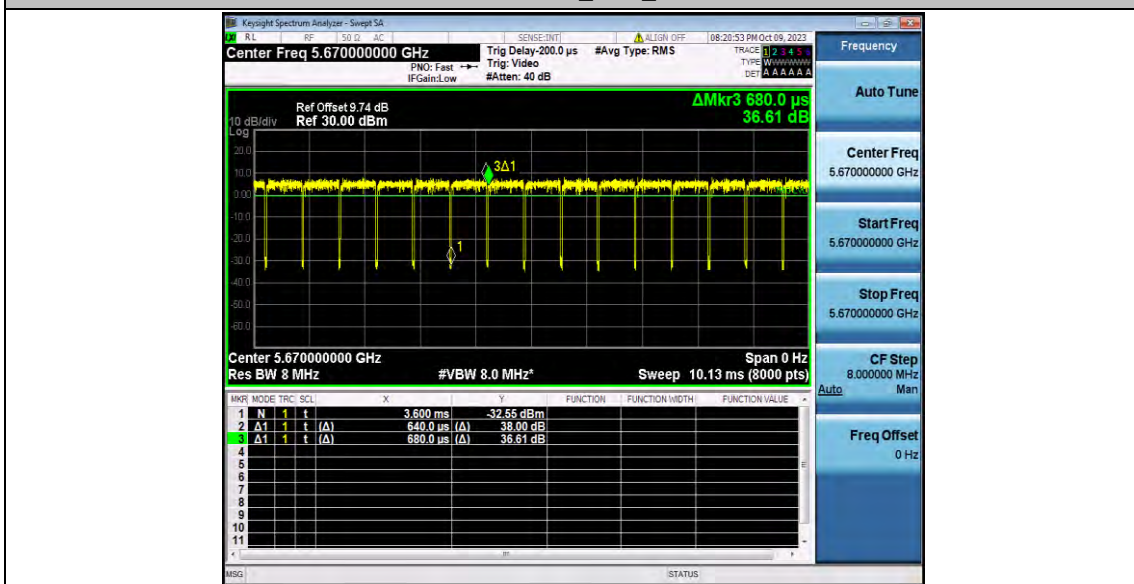
11AC20SISO_Ant1_5700



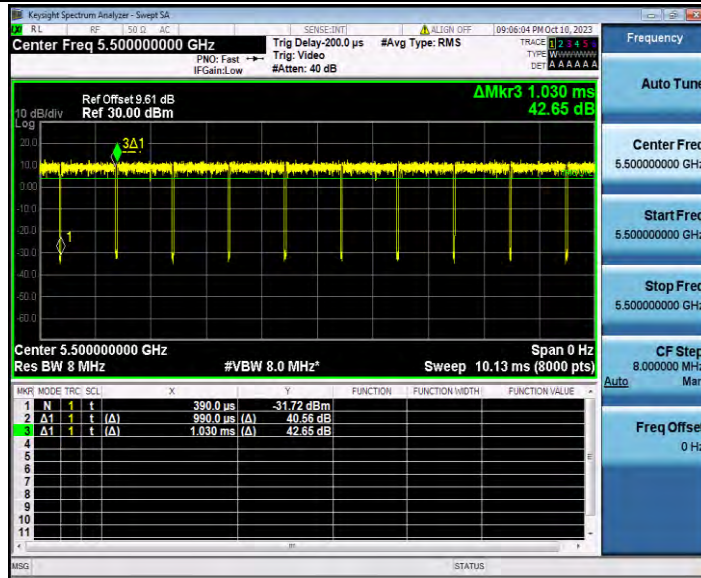
11AC40SISO_Ant1_5510



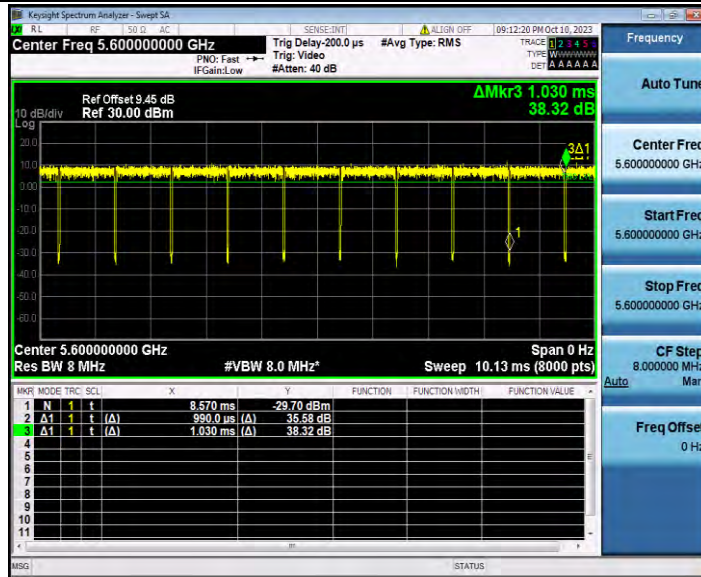
11AC40SISO_Ant1_5590



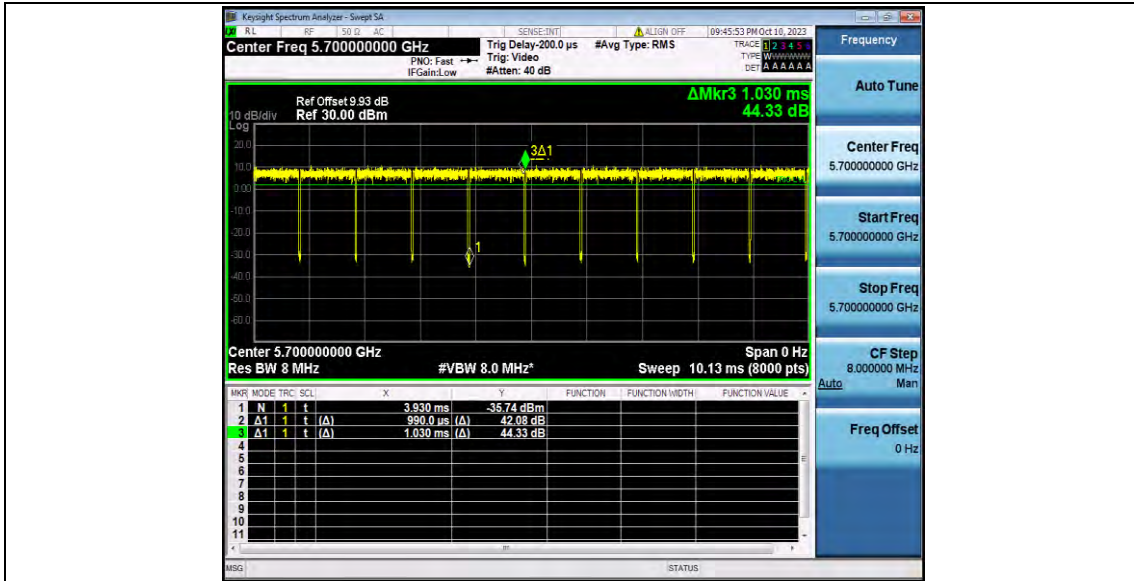
11AC40SISO_Ant1_5670



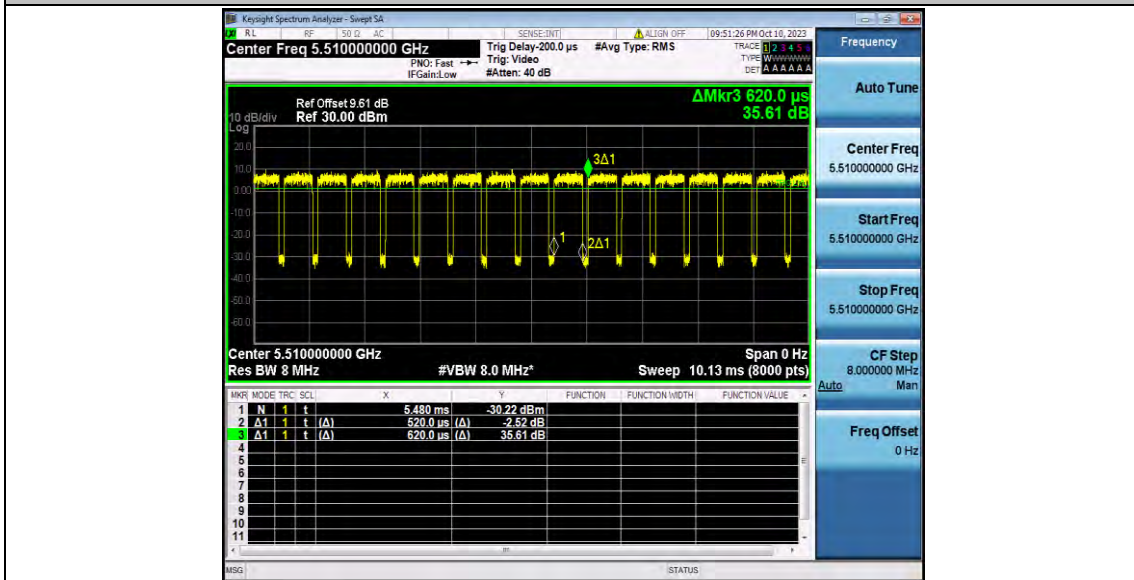
11AX20SISO_Ant1_5500



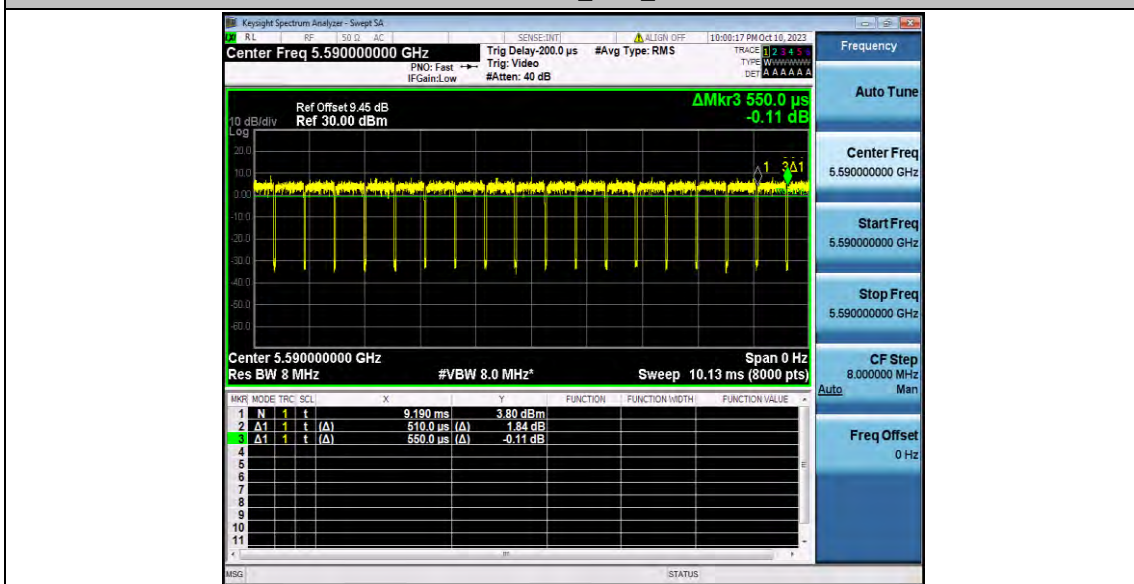
11AX20SISO_Ant1_5600

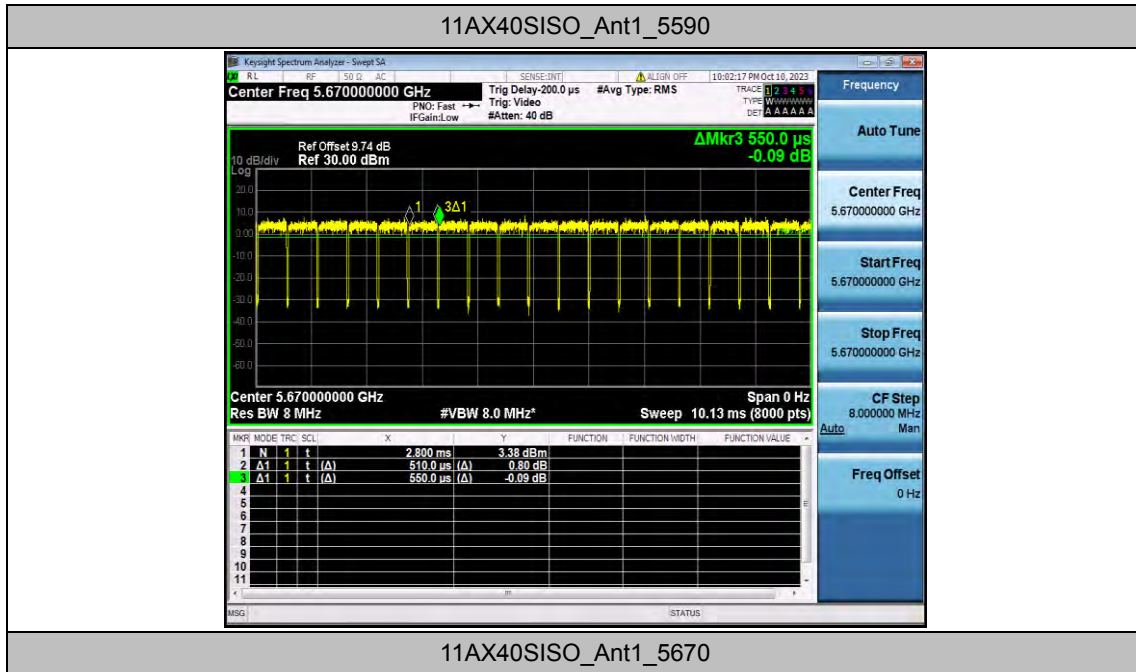


11AX20SISO_Ant1_5700



11AX40SISO_Ant1_5510





Appendix F.4: Maximum conducted output power

Test Result Channel Power

Test Mode	Antenna	Frequency[M Hz]	Channel Power [dBm]	Duty Cycle [%]	DC Factor [dBm]	Result [dBm]	Limit [dBm]	Verdict
11A	Ant1	5500	11.16	97.14	0.13	11.29	≤23.98	PASS
		5600	10.76	97.86	0.09	10.85	≤23.98	PASS
		5700	11.86	97.14	0.13	11.99	≤23.98	PASS
11N20SISO	Ant1	5500	9.74	97.71	0.10	9.84	≤23.98	PASS
		5600	10.71	97.71	0.10	10.81	≤23.98	PASS
		5700	11.79	96.95	0.13	11.92	≤23.98	PASS
11N40SISO	Ant1	5510	10.79	95.52	0.20	10.99	≤23.98	PASS
		5590	10.54	95.52	0.20	10.74	≤23.98	PASS
		5670	11.76	94.03	0.27	12.03	≤23.98	PASS
11AC20SISO	Ant1	5500	11.24	96.97	0.13	11.37	≤23.98	PASS
		5600	10.93	96.97	0.13	11.06	≤23.98	PASS
		5700	12.09	97.73	0.10	12.19	≤23.98	PASS
11AC40SISO	Ant1	5510	10.89	95.52	0.20	11.09	≤23.98	PASS
		5590	10.59	95.52	0.20	10.79	≤23.98	PASS
		5670	11.85	94.12	0.26	12.11	≤23.98	PASS
11AX20SISO	Ant1	5500	13.32	96.12	0.17	13.49	≤23.98	PASS
		5600	11.49	96.12	0.17	11.66	≤23.98	PASS
		5700	11.40	96.12	0.17	11.57	≤23.98	PASS
11AX40SISO	Ant1	5510	12.56	83.87	0.76	13.32	≤23.98	PASS
		5590	10.91	92.73	0.33	11.24	≤23.98	PASS
		5670	10.68	92.73	0.33	11.01	≤23.98	PASS

Note: The Duty Cycle Factor is compensated in the graph.

Appendix F.5: Maximum power spectral density

Test Result

Test Mode	Antenna	Frequency[MHz]	Result [dBm/MHz]	Limit[dBm/MHz]	Verdict
11A	Ant1	5500	-0.27	≤11.00	PASS
		5600	-0.59	≤11.00	PASS
		5700	0.64	≤11.00	PASS
11N20SISO	Ant1	5500	-2.02	≤11.00	PASS
		5600	-0.96	≤11.00	PASS
		5700	0.25	≤11.00	PASS
11N40SISO	Ant1	5510	-3.86	≤11.00	PASS
		5590	-4.09	≤11.00	PASS
		5670	-2.96	≤11.00	PASS
11AC20SISO	Ant1	5500	-0.58	≤11.00	PASS
		5600	-0.78	≤11.00	PASS
		5700	0.3	≤11.00	PASS
11AC40SISO	Ant1	5510	-3.74	≤11.00	PASS
		5590	-4.07	≤11.00	PASS
		5670	-2.86	≤11.00	PASS
11AX20SISO	Ant1	5500	1.13	≤11.00	PASS
		5600	-0.53	≤11.00	PASS
		5700	-0.49	≤11.00	PASS
11AX40SISO	Ant1	5510	-1.67	≤11.00	PASS
		5590	-3.98	≤11.00	PASS
		5670	-4.11	≤11.00	PASS

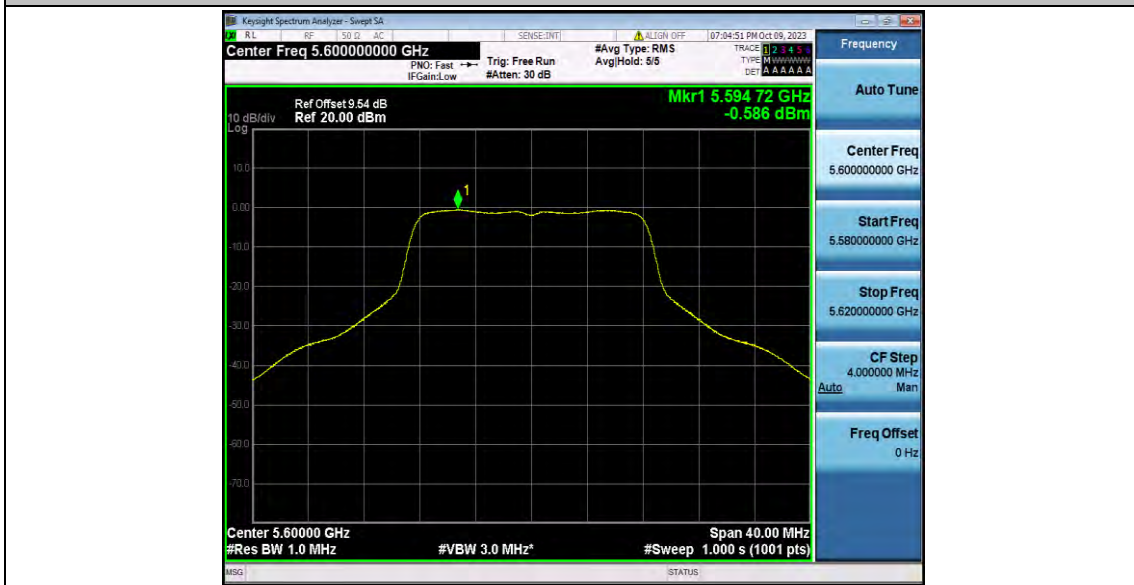
Note: 1.The Result and Limit Unit is dBm/500 kHz in the band 5.725–5.85 GHz.

2.The Duty Cycle Factor and RBW Factor is compensated in the graph.

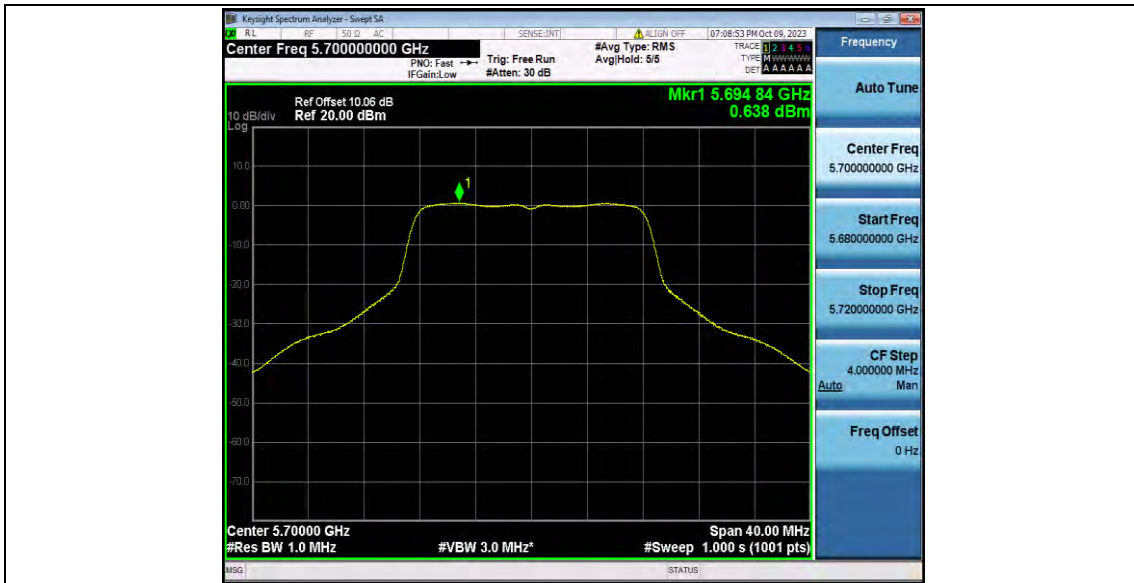
Test Graphs



11A_Ant1_5500



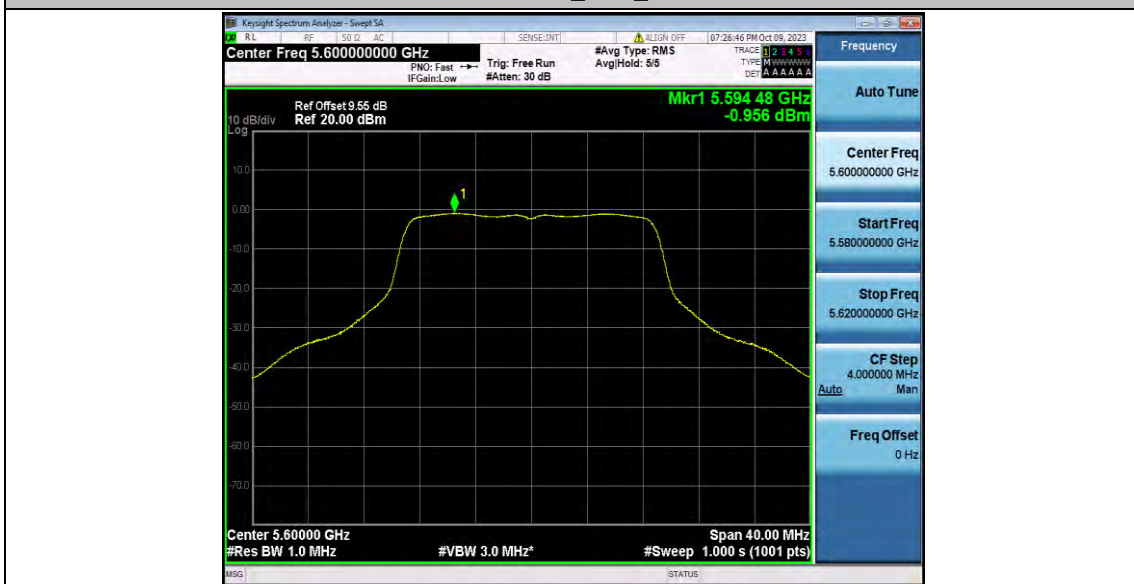
11A_Ant1_5600



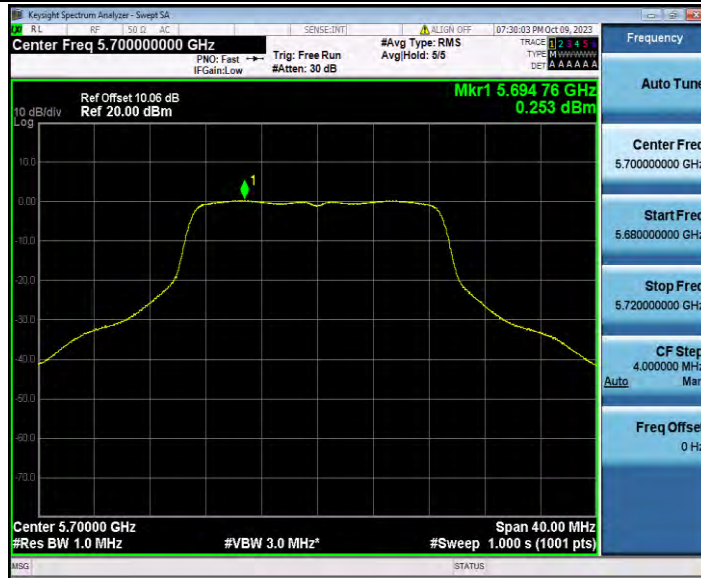
11A_Ant1_5700



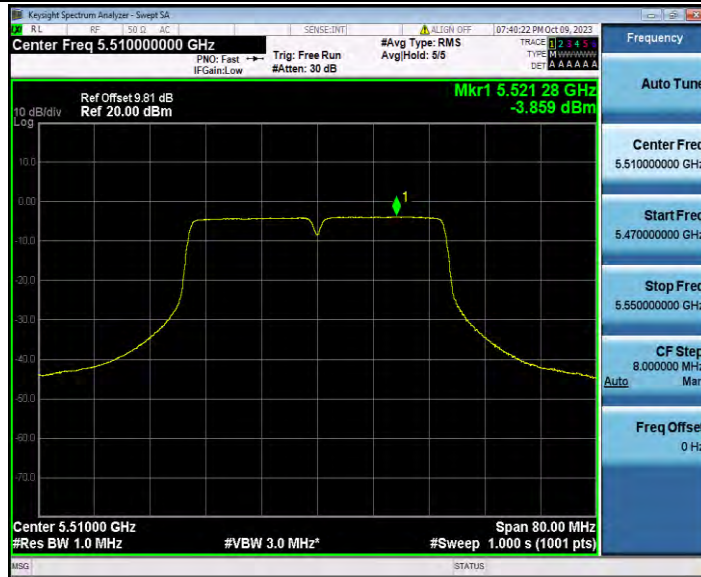
11N20SISO_Ant1_5500



11N20SISO_Ant1_5600



11N20SISO_Ant1_5700



11N40SISO_Ant1_5510



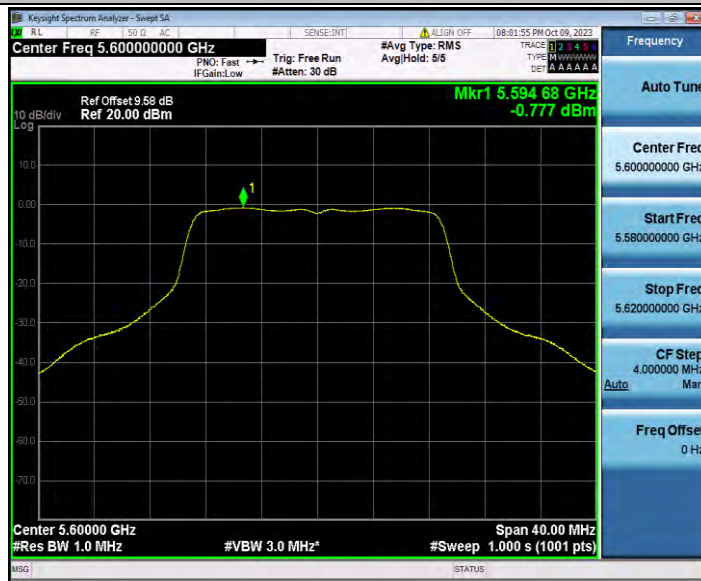
11N40SISO_Ant1_5590



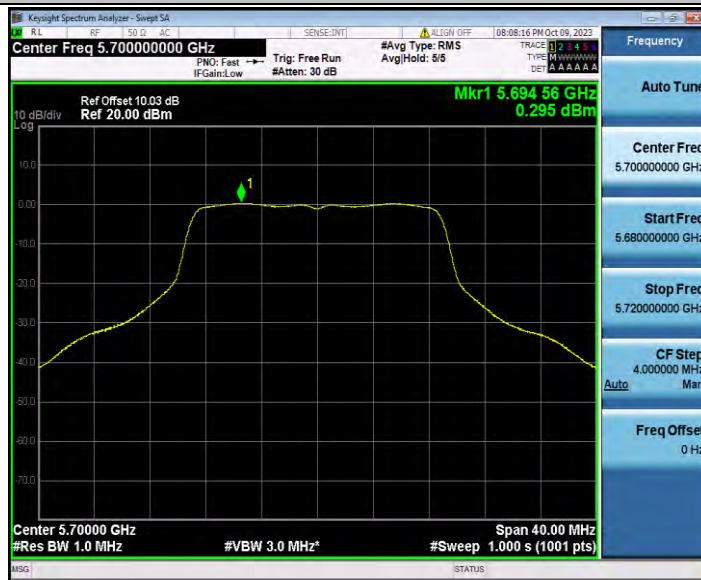
11N40SISO_Ant1_5670



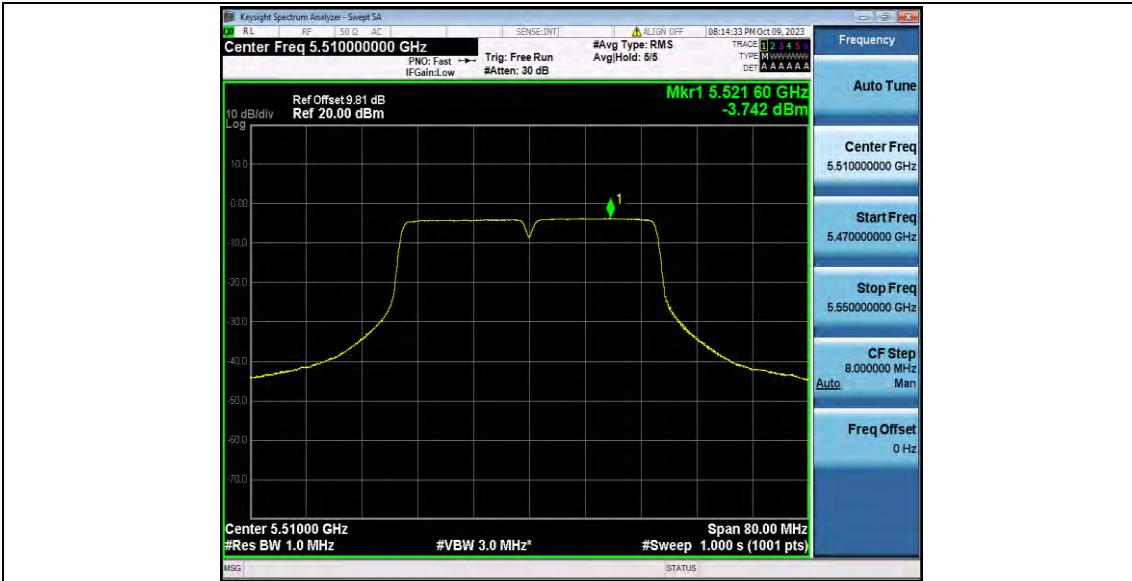
11AC20SISO_Ant1_5500



11AC20SISO_Ant1_5600



11AC20SISO_Ant1_5700



11AC40SISO_Ant1_5510



11AC40SISO_Ant1_5590



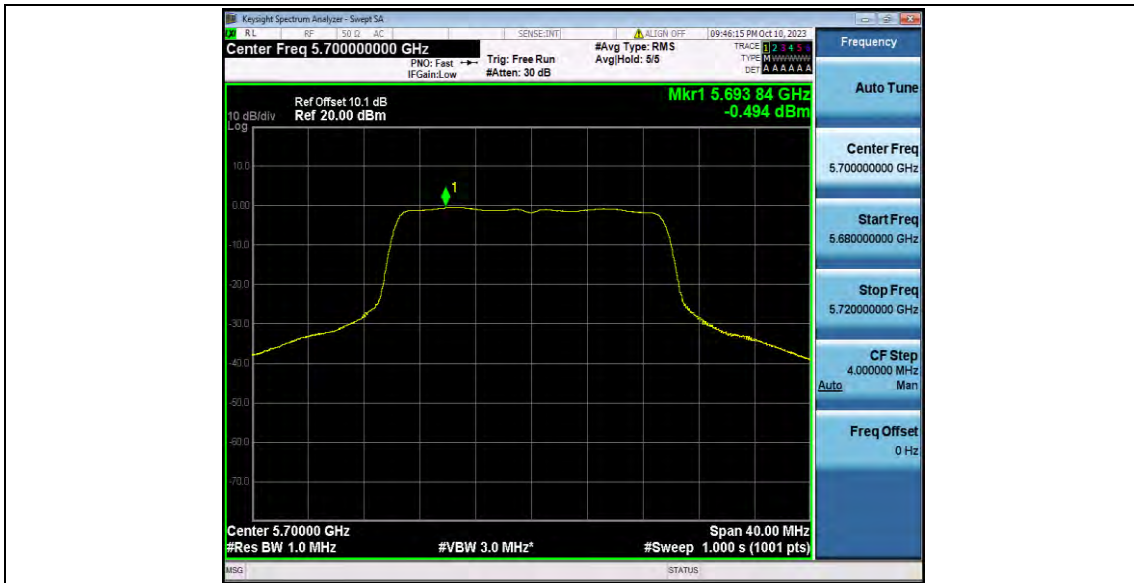
11AC40SISO_Ant1_5670



11AX20SISO_Ant1_5500



11AX20SISO_Ant1_5600



11AX20SISO_Ant1_5700



11AX40SISO_Ant1_5510



