

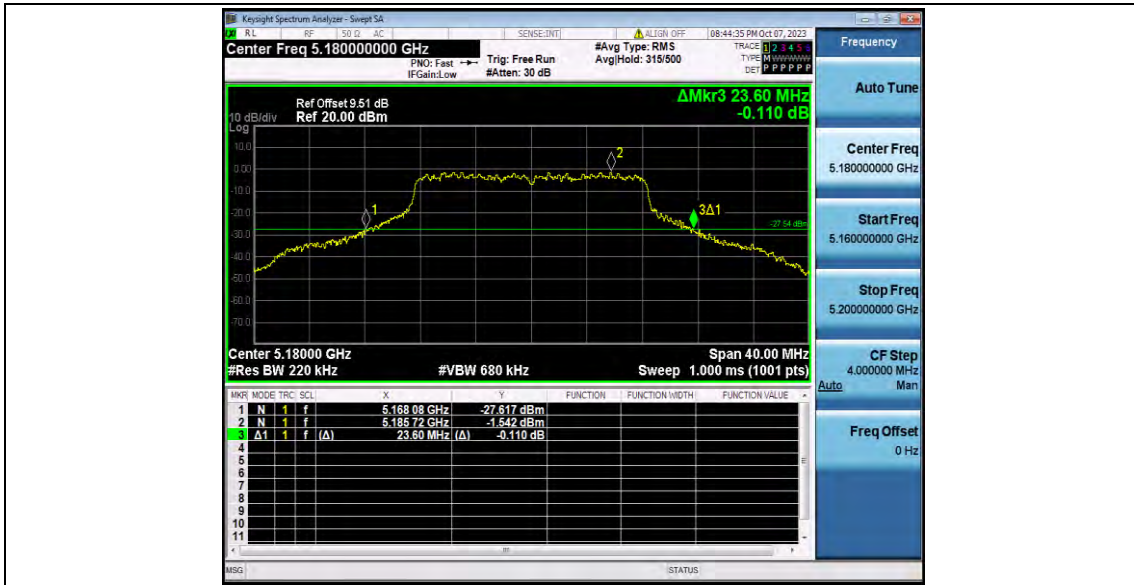
Case No. : <u>GTS20230914005-1-12</u>
Ambient Condition: <u>24 °C, 52 %RH, Atmos100.1Kpa,</u>
Test Date: <u>2023.9.27</u> Test Engineer: <u>Evan ouyang</u>

Appendix D.1: Emission Bandwidth

Test Result

Test Mode	Antenna	Frequency[MHz]	26db EBW [MHz]	FL[MHz]	FH[MHz]	Limit[MHz]	Verdict
11A	Ant1	5180	23.600	5168.080	5191.680	---	---
		5200	23.600	5188.080	5211.680	---	---
		5240	23.880	5228.080	5251.960	---	---
11N20SISO	Ant1	5180	25.200	5167.080	5192.280	---	---
		5200	25.560	5186.840	5212.400	---	---
		5240	24.600	5227.720	5252.320	---	---
11N40SISO	Ant1	5190	46.720	5166.640	5213.360	---	---
		5230	46.720	5206.800	5253.520	---	---
11AC20SISO	Ant1	5180	25.440	5167.200	5192.640	---	---
		5200	24.640	5187.840	5212.480	---	---
		5240	24.600	5227.600	5252.200	---	---
11AC40SISO	Ant1	5190	45.600	5167.040	5212.640	---	---
		5230	45.840	5207.040	5252.880	---	---
11AX20SISO	Ant1	5180	24.480	5168.160	5192.640	---	---
		5200	25.120	5188.000	5213.120	---	---
		5240	25.200	5227.640	5252.840	---	---
11AX40SISO	Ant1	5190	43.680	5168.480	5212.160	---	---
		5230	45.200	5207.200	5252.400	---	---

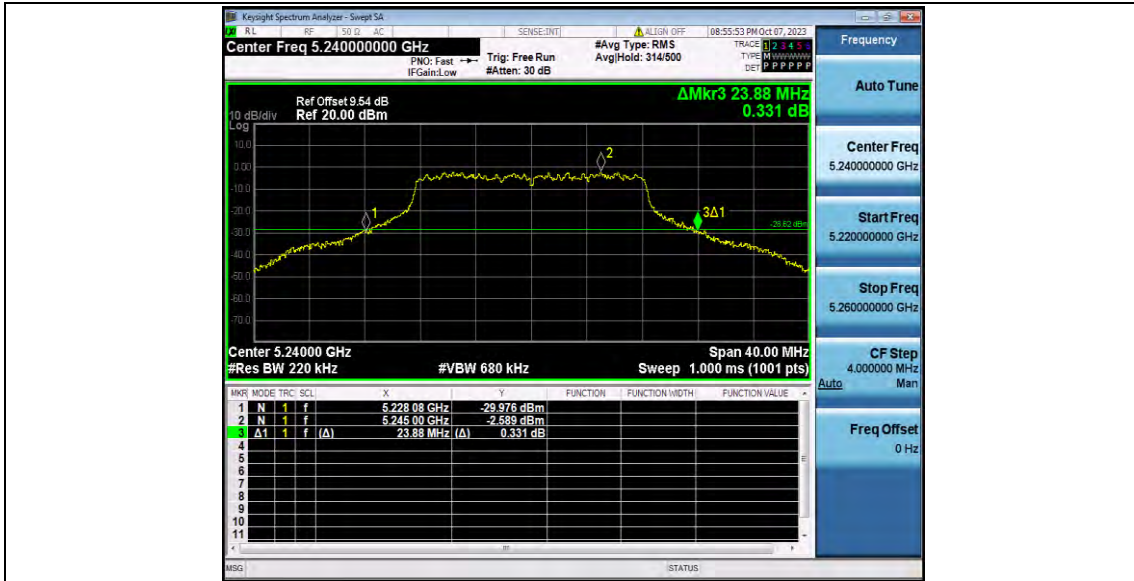
Test Graphs



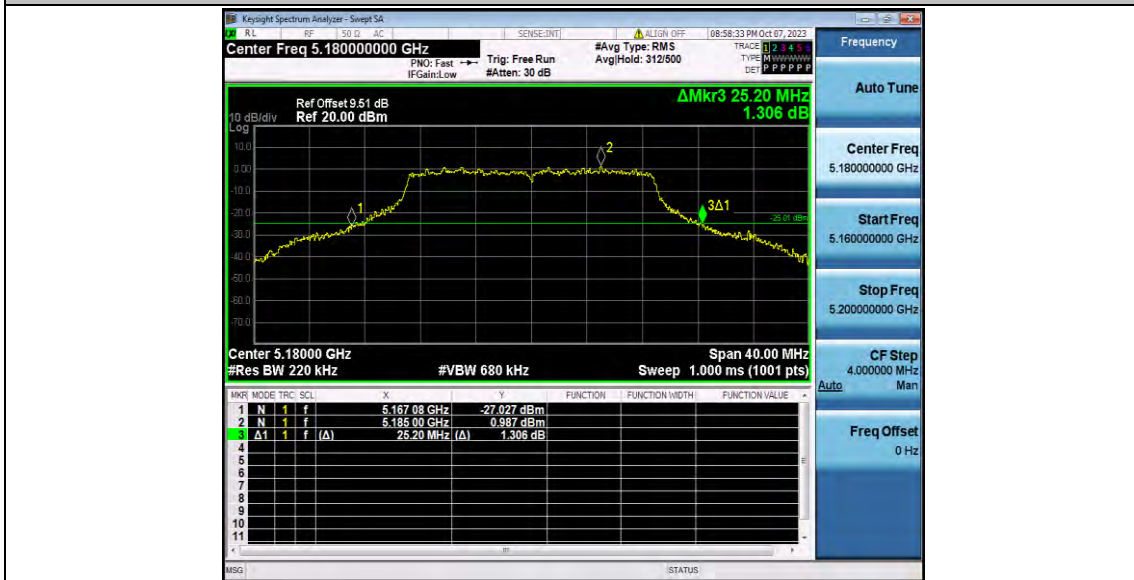
11A_Ant1_5180



11A_Ant1_5200



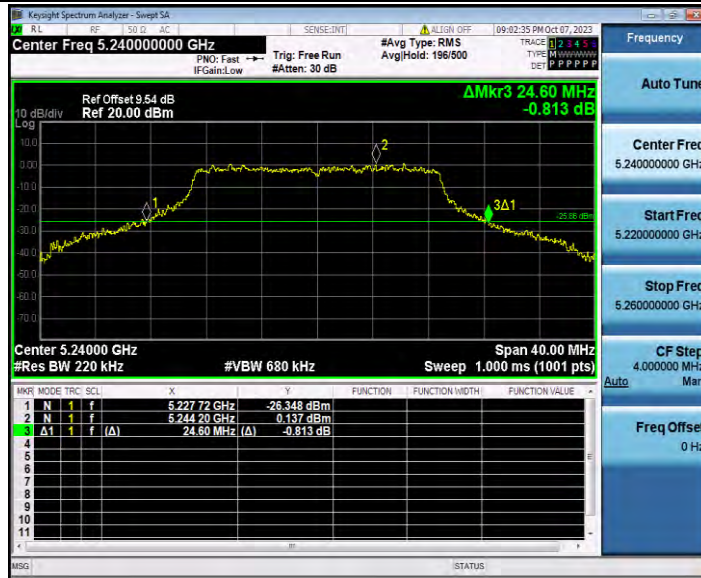
11A_Ant1_5240



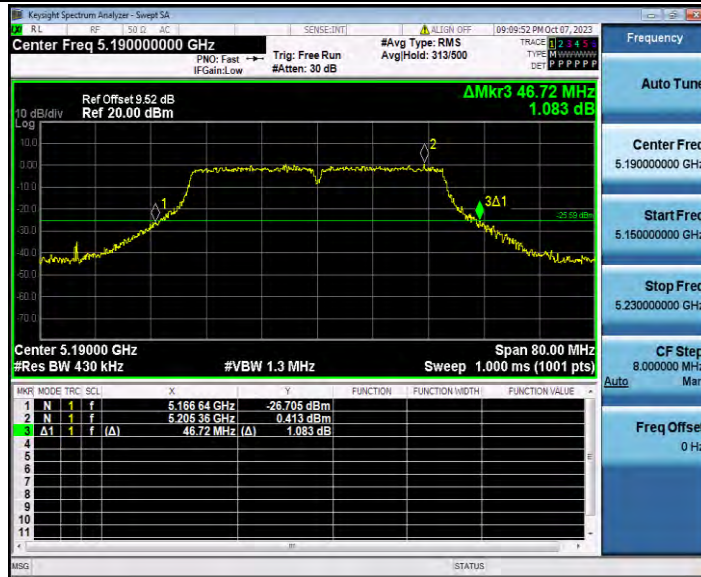
11N20SISO_Ant1_5180



11N20SISO_Ant1_5200



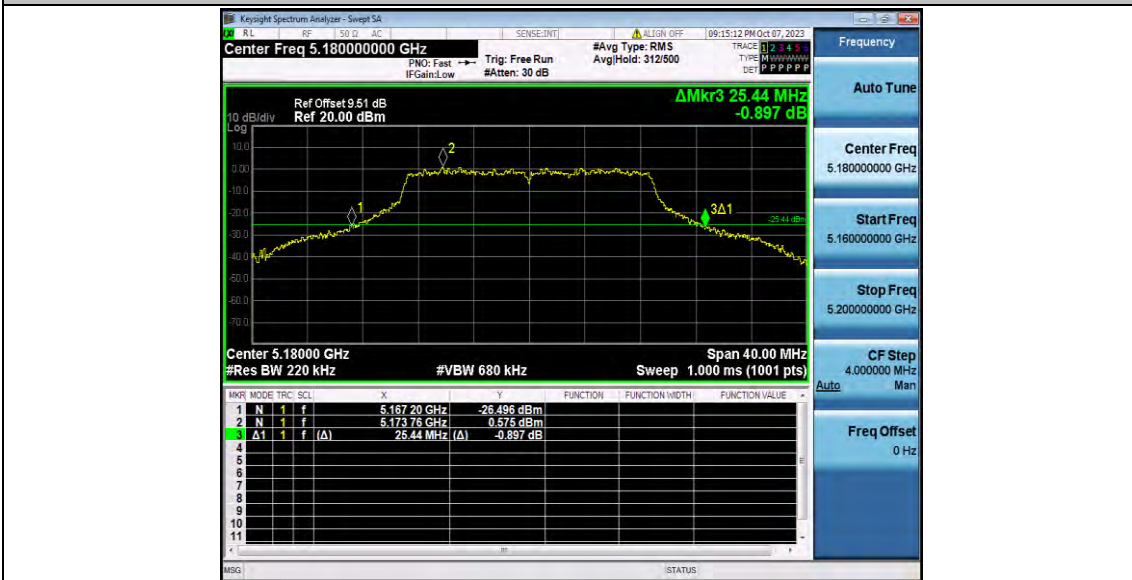
11N20SISO_Ant1_5240



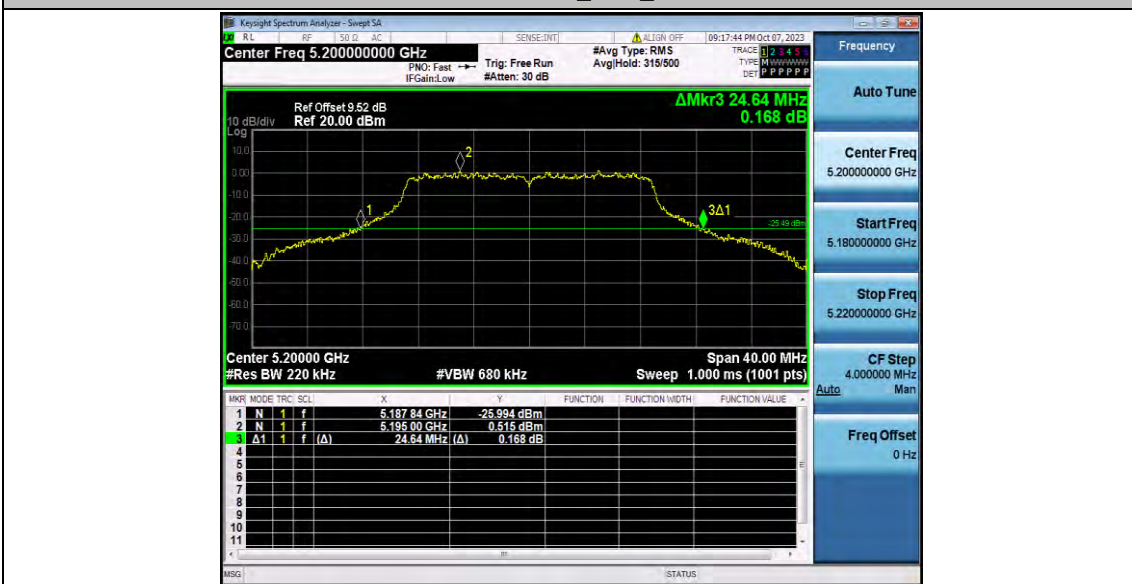
11N40SISO_Ant1_5190



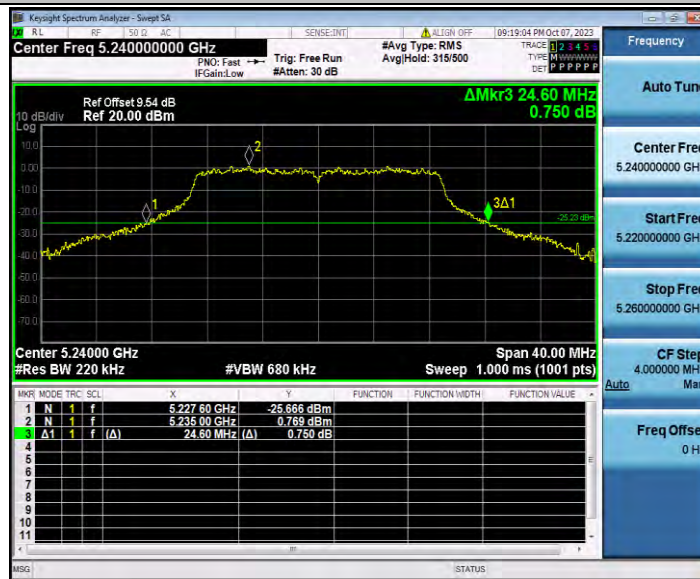
11N40SISO_Ant1_5230



11AC20SISO_Ant1_5180



11AC20SISO_Ant1_5200



11AC20SISO_Ant1_5240



11AC40SISO_Ant1_5190



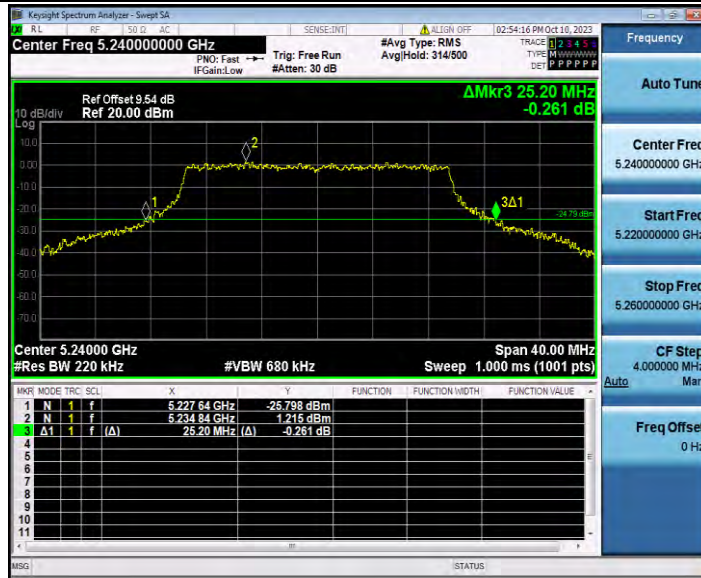
11AC40SISO_Ant1_5230



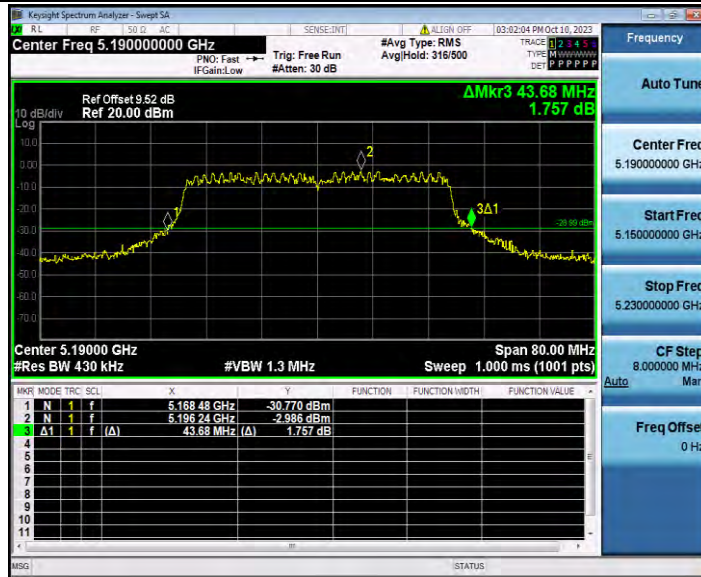
11AX20SISO_Ant1_5180



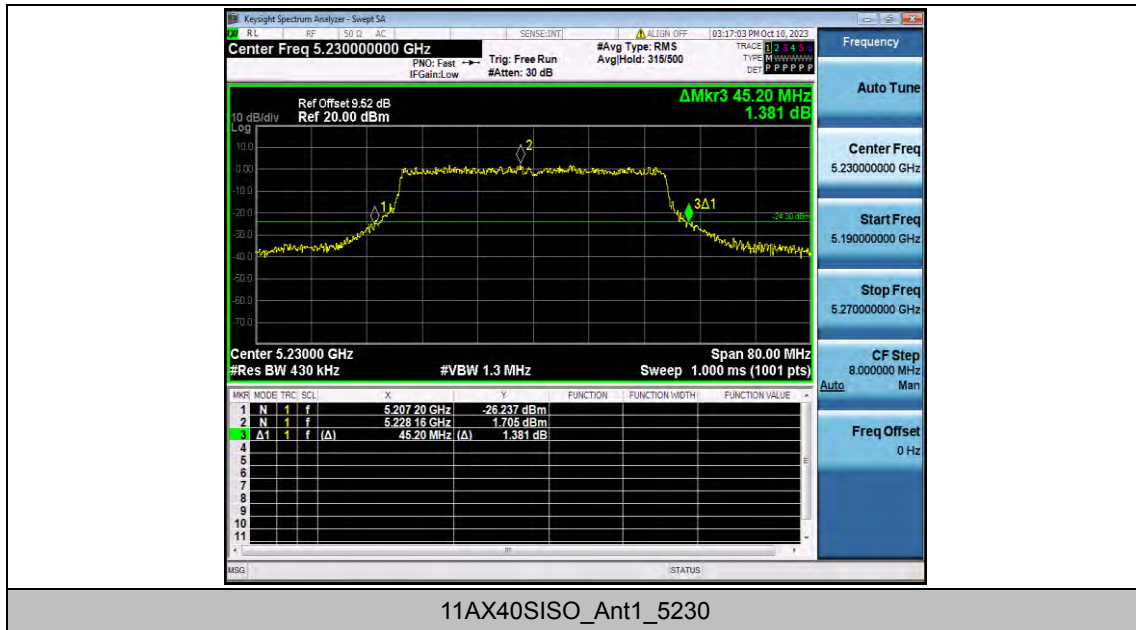
11AX20SISO_Ant1_5200



11AX20SISO_Ant1_5240



11AX40SISO_Ant1_5190



11AX40SISO_Ant1_5230

Appendix D.2: Occupied channel bandwidth

Test Result

Test Mode	Antenna	Frequency[MHz]	OCB [MHz]	FL[MHz]	FH[MHz]	Limit[MHz]	Verdict
11A	Ant1	5180	17.501	5171.195	5188.696	---	---
		5200	17.458	5191.186	5208.644	---	---
		5240	17.494	5231.229	5248.723	---	---
11N20SISO	Ant1	5180	18.968	5170.459	5189.427	---	---
		5200	19.044	5190.420	5209.464	---	---
		5240	19.019	5230.377	5249.396	---	---
11N40SISO	Ant1	5190	37.542	5171.271	5208.813	---	---
		5230	37.491	5211.230	5248.721	---	---
11AC20SISO	Ant1	5180	19.063	5170.451	5189.514	---	---
		5200	18.978	5190.474	5209.452	---	---
		5240	19.032	5230.454	5249.486	---	---
11AC40SISO	Ant1	5190	38.314	5170.871	5209.185	---	---
		5230	38.308	5210.847	5249.155	---	---
11AX20SISO	Ant1	5180	19.680	5170.208	5189.888	---	---
		5200	19.675	5190.232	5209.907	---	---
		5240	19.652	5230.205	5249.857	---	---
11AX40SISO	Ant1	5190	38.188	5170.989	5209.177	---	---
		5230	38.324	5210.803	5249.127	---	---

Test Graphs



11A_Ant1_5180



11A_Ant1_5200



11A_Ant1_5240



11N20SISO_Ant1_5180



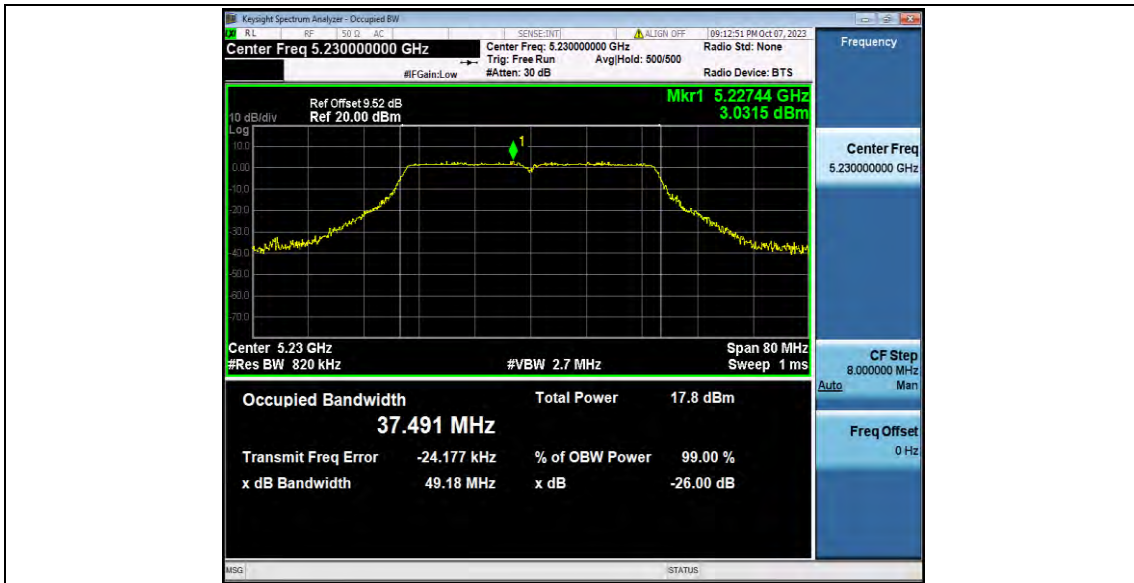
11N20SISO_Ant1_5200



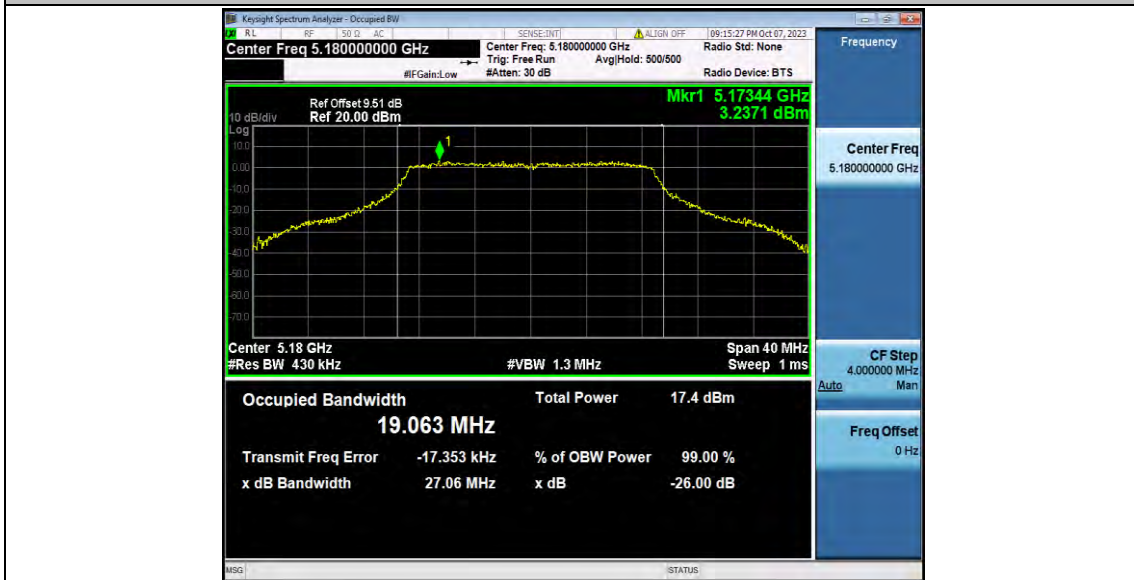
11N20SISO_Ant1_5240



11N40SISO_Ant1_5190



11N40SISO_Ant1_5230



11AC20SISO_Ant1_5180



11AC20SISO_Ant1_5200



11AC20SISO_Ant1_5240



11AC40SISO_Ant1_5190



11AC40SISO_Ant1_5230



11AX20SISO_Ant1_5180



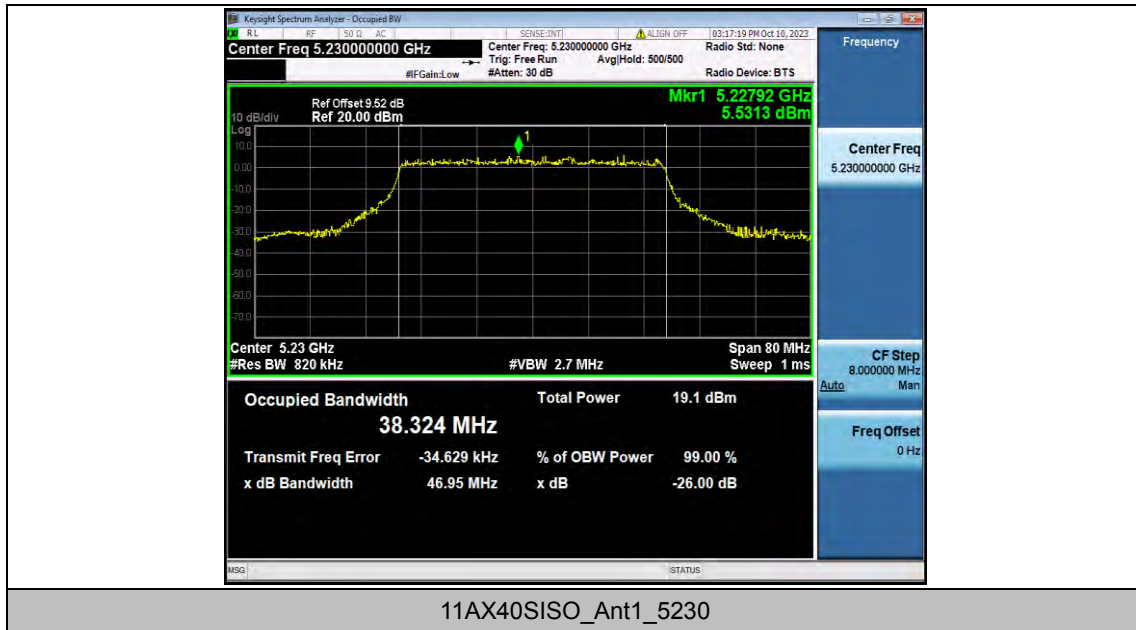
11AX20SISO_Ant1_5200



11AX20SISO_Ant1_5240



11AX40SISO_Ant1_5190



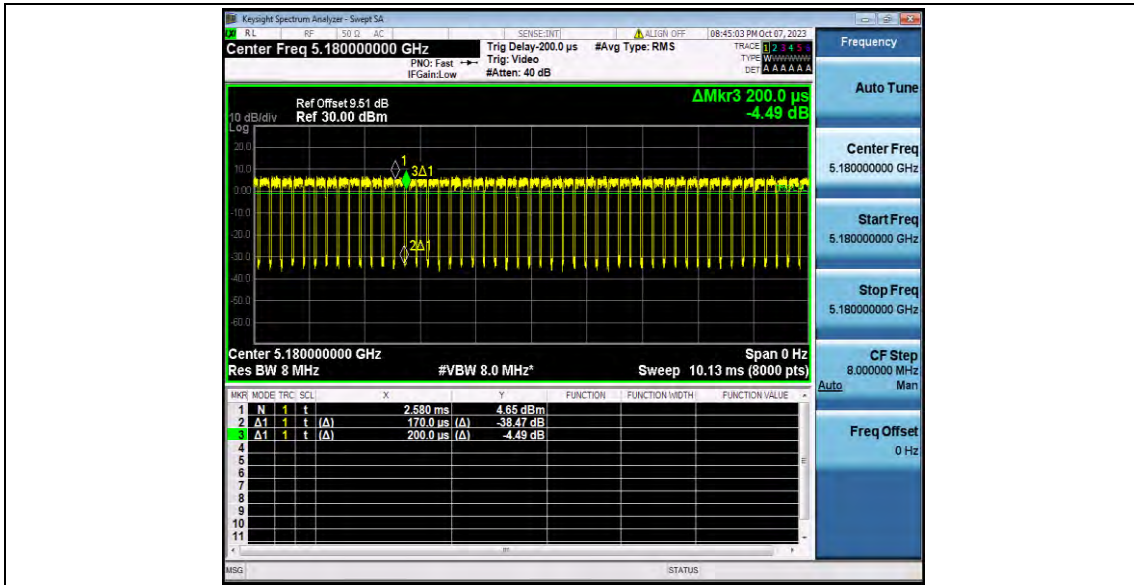
11AX40SISO_Ant1_5230

Appendix D.3: Duty Cycle

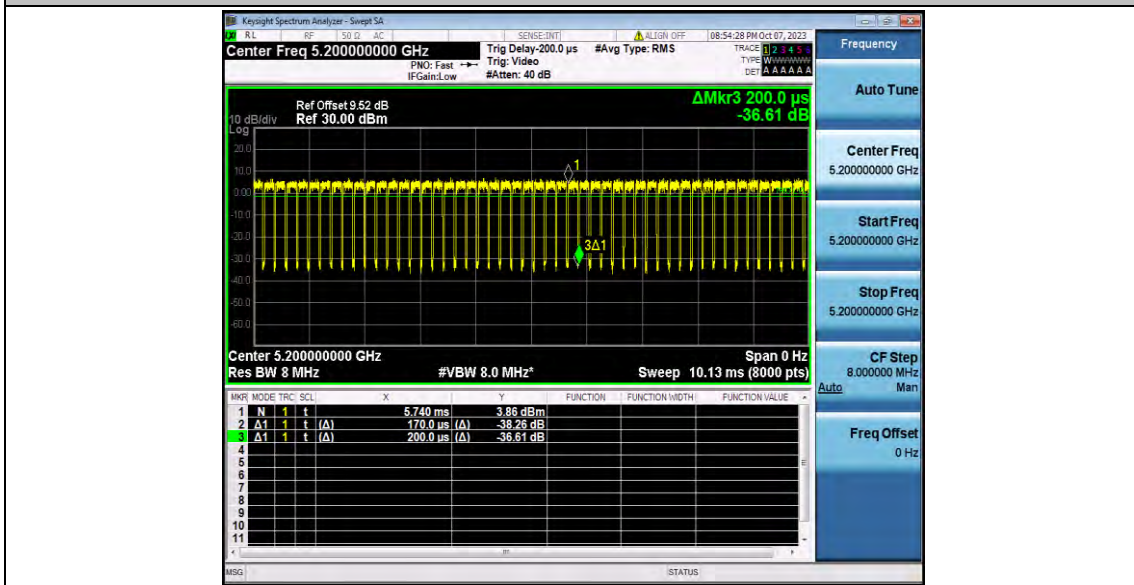
Test Result

Test Mode	Antenna	Frequency[MHz]	Transmission Duration [ms]	Transmission Period [ms]	Duty Cycle [%]
11A	Ant1	5180	0.17	0.20	85.00
		5200	0.17	0.20	85.00
		5240	0.17	0.21	80.95
11N20SISO	Ant1	5180	1.27	1.31	96.95
		5200	1.27	1.31	96.95
		5240	1.28	1.31	97.71
11N40SISO	Ant1	5190	0.63	0.67	94.03
		5230	0.63	0.67	94.03
11AC20SISO	Ant1	5180	1.29	1.32	97.73
		5200	1.28	1.31	97.71
		5240	1.28	1.32	96.97
11AC40SISO	Ant1	5190	0.51	0.54	94.44
		5230	0.52	0.55	94.55
11AX20SISO	Ant1	5180	0.99	1.03	96.12
		5200	1.00	1.03	97.09
		5240	0.99	1.02	97.06
11AX40SISO	Ant1	5190	0.51	0.55	92.73
		5230	0.51	0.55	92.73

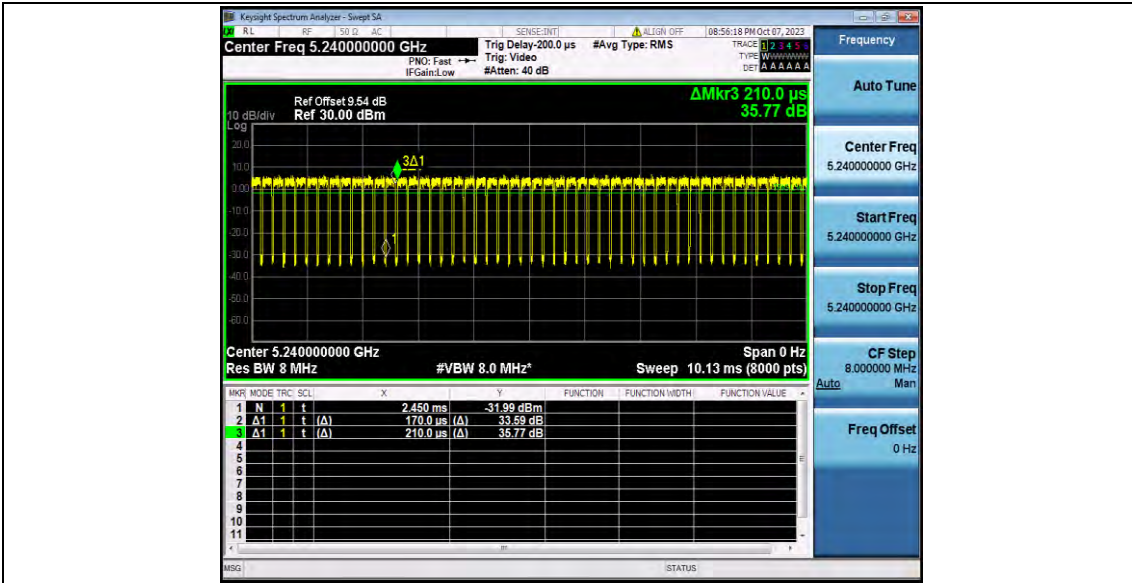
Test Graphs



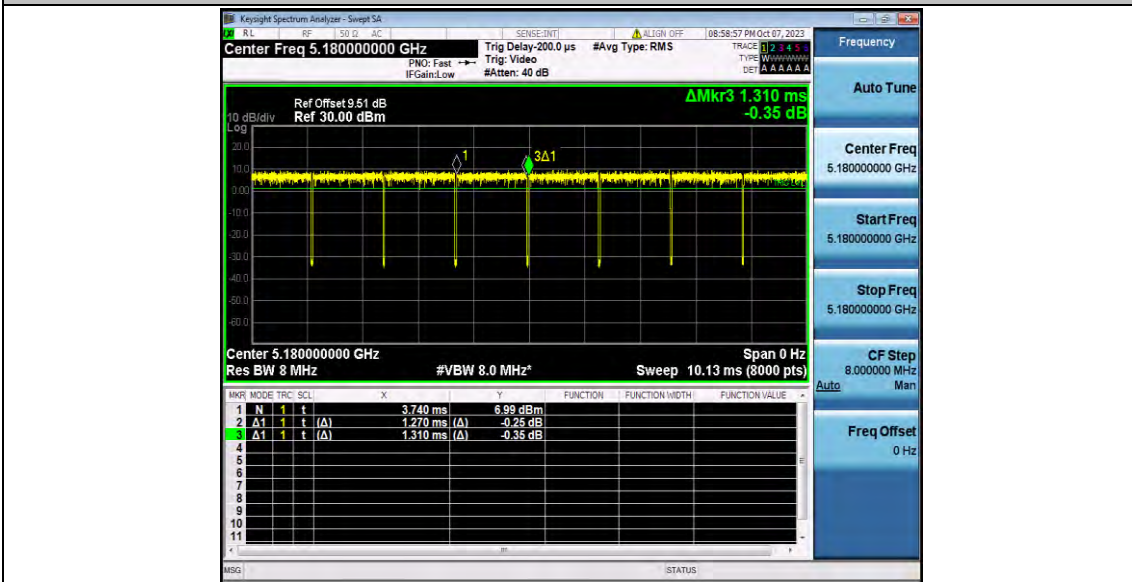
11A_Ant1_5180



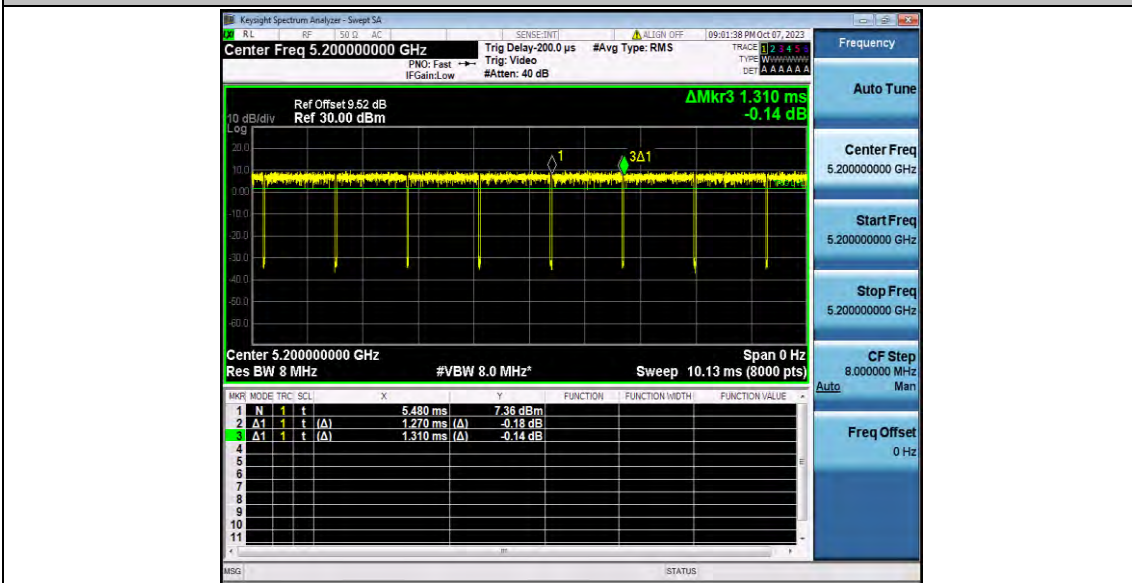
11A_Ant1_5200



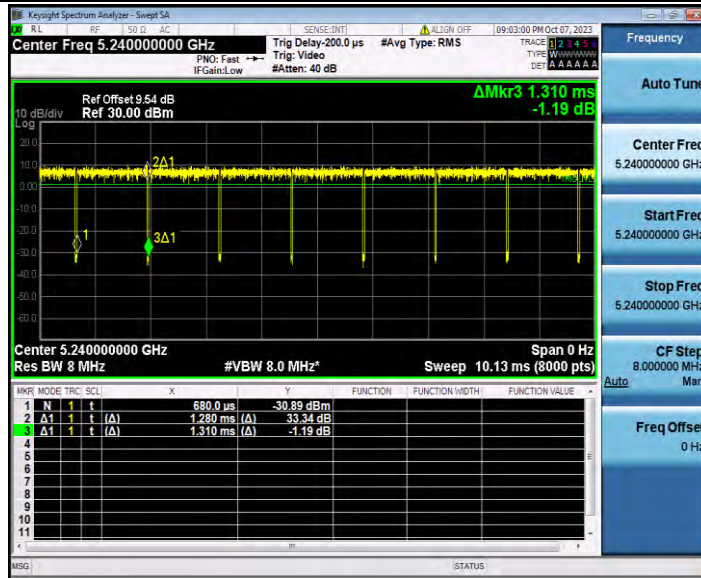
11A_Ant1_5240



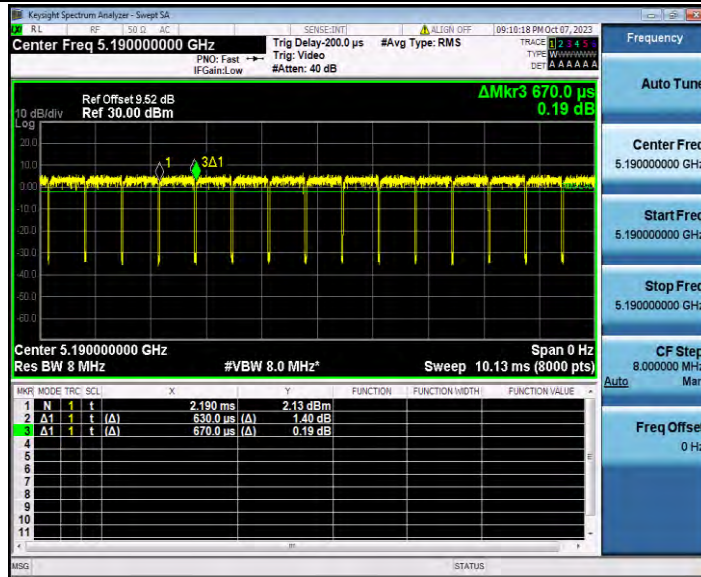
11N20SISO_Ant1_5180



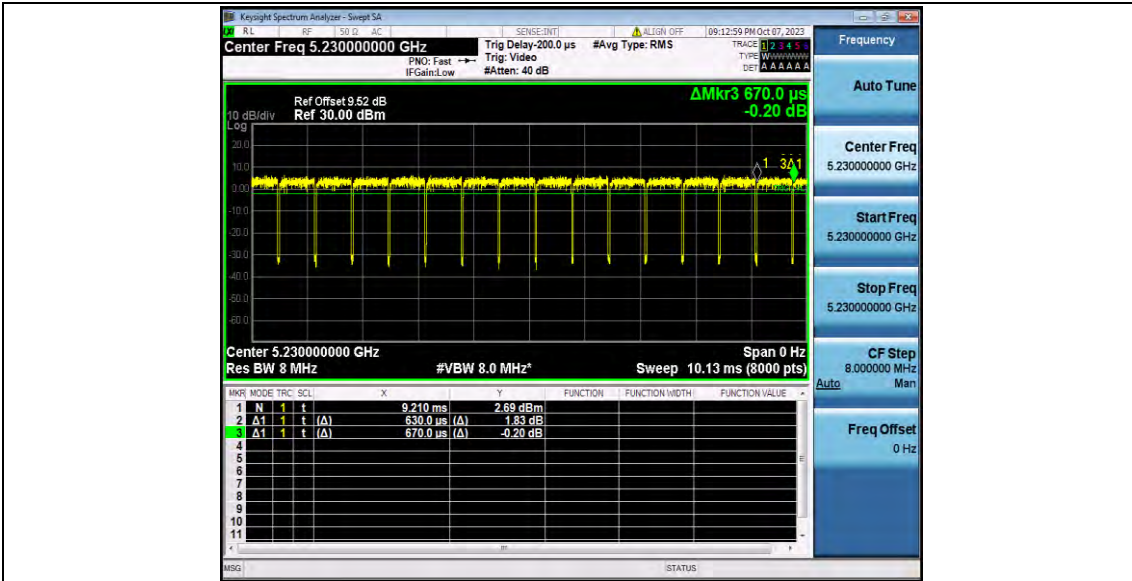
11N20SISO_Ant1_5200



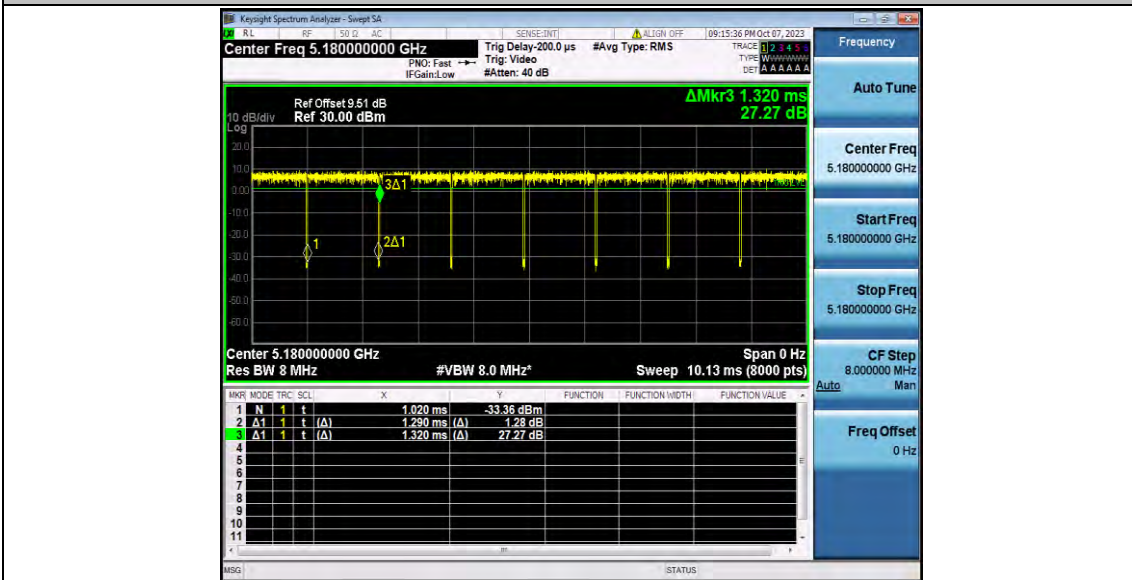
11N20SISO_Ant1_5240



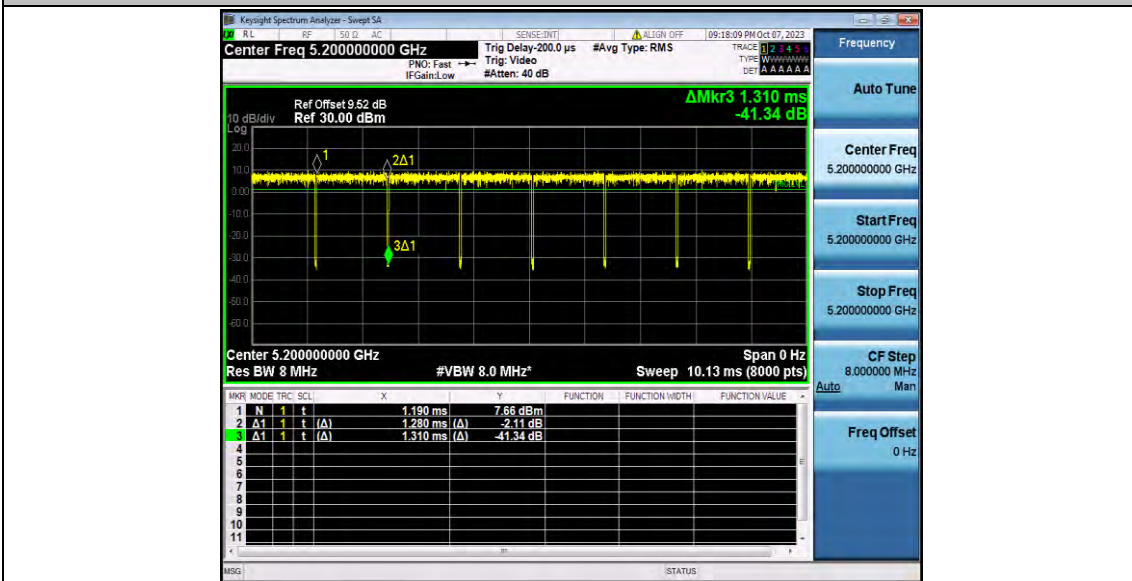
11N40SISO_Ant1_5190



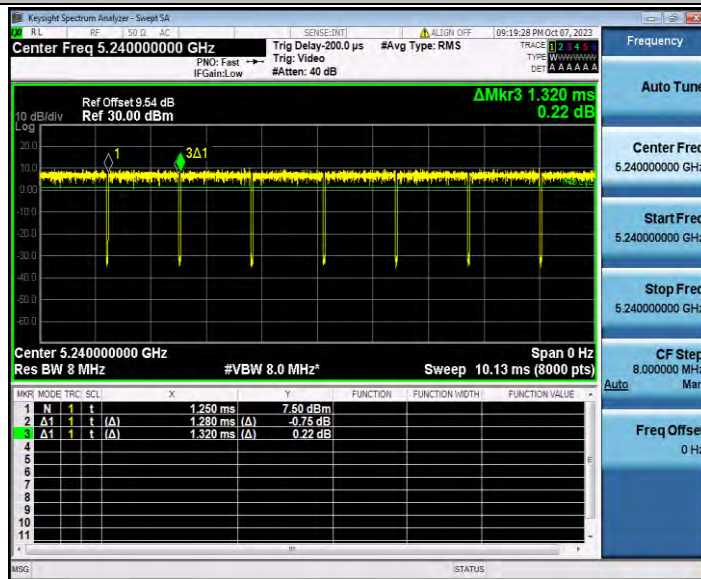
11N40SISO_Ant1_5230



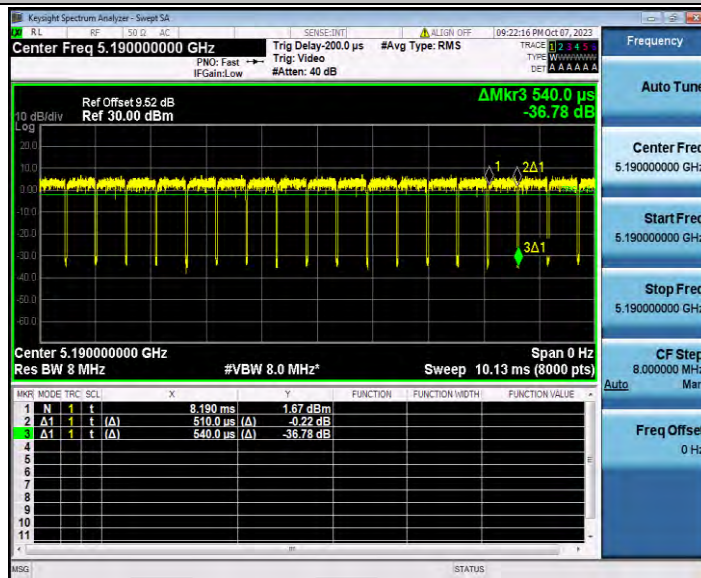
11AC20SISO_Ant1_5180



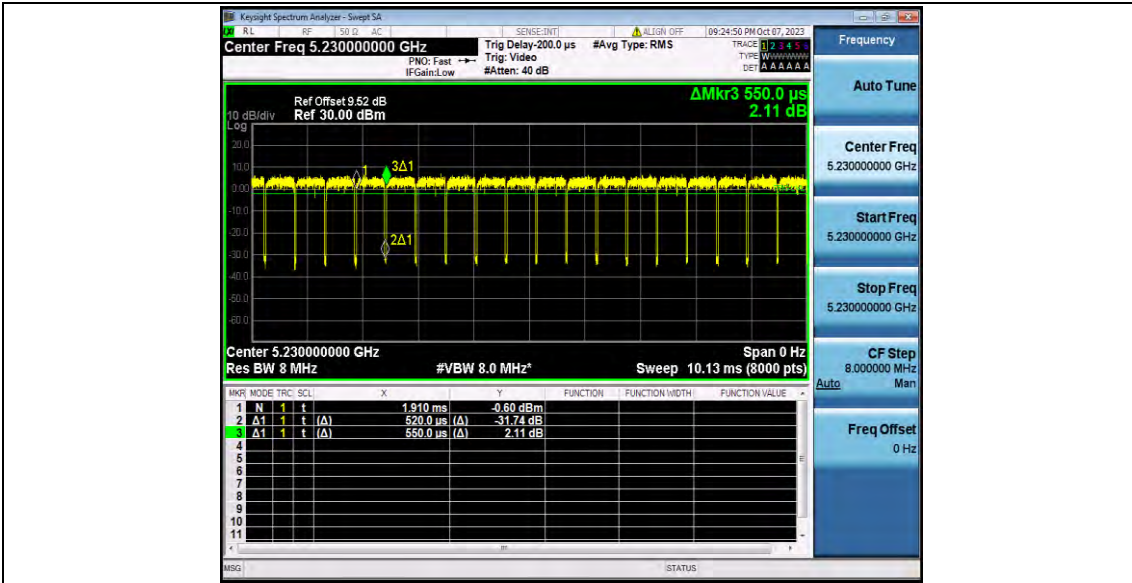
11AC20SISO_Ant1_5200



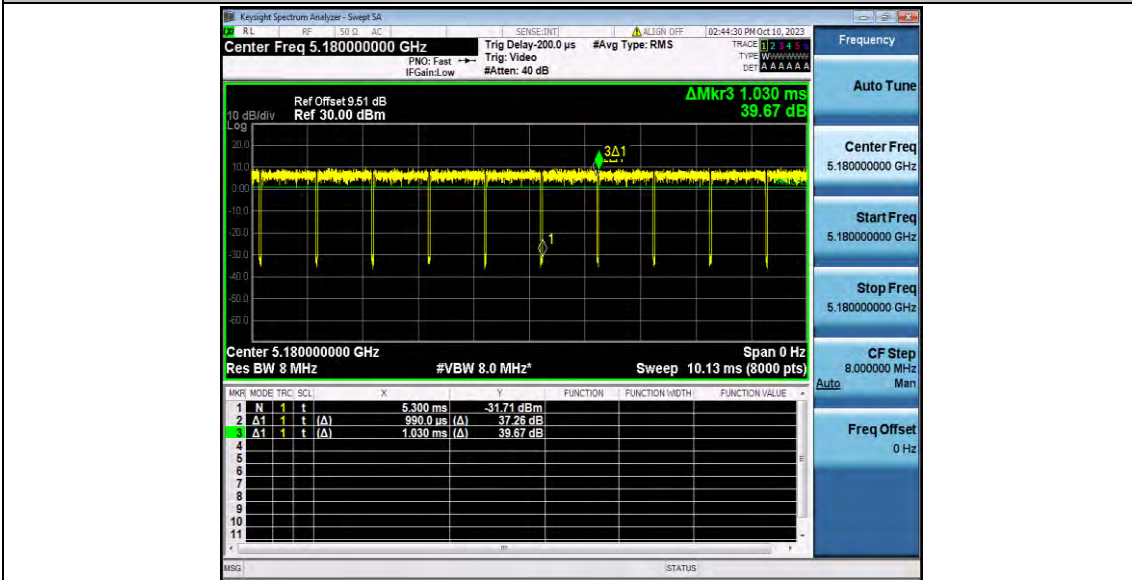
11AC20SISO_Ant1_5240



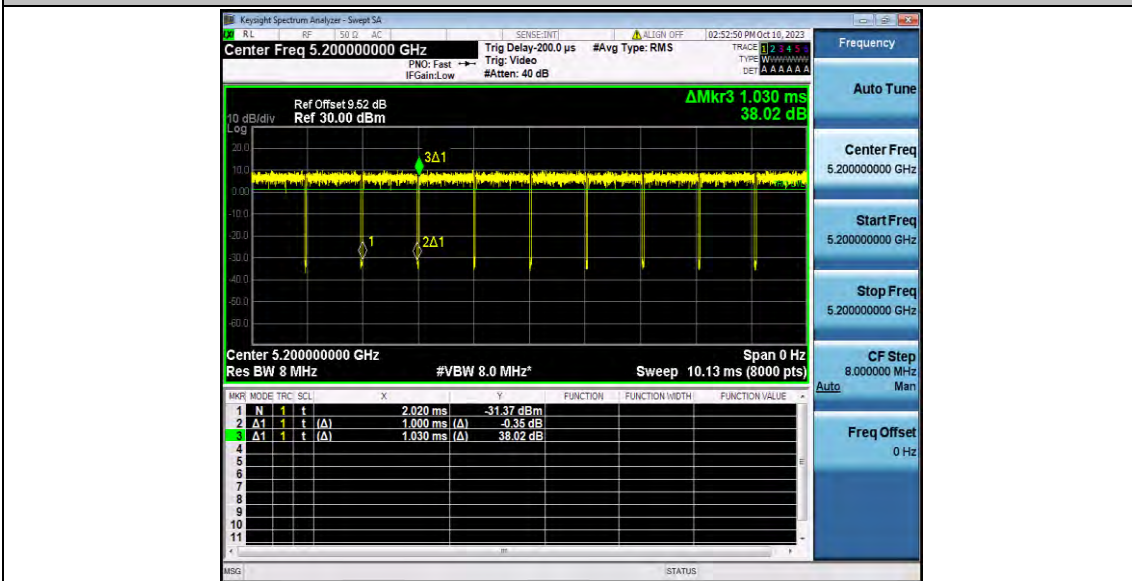
11AC40SISO_Ant1_5190



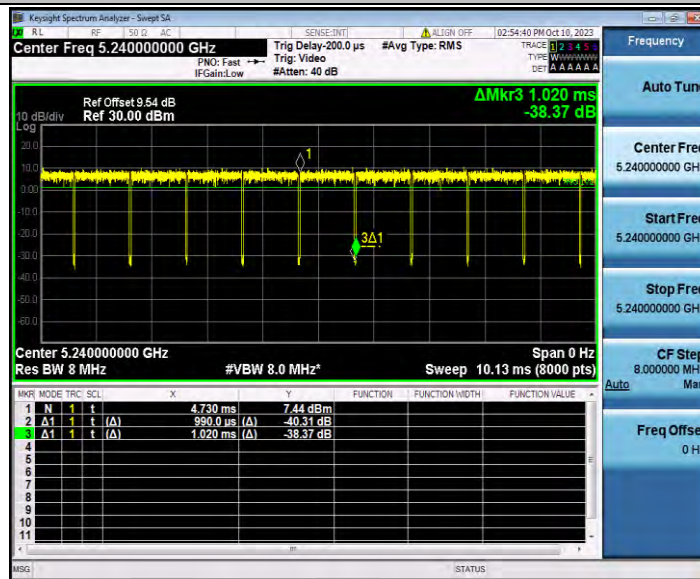
11AC40SISO_Ant1_5230



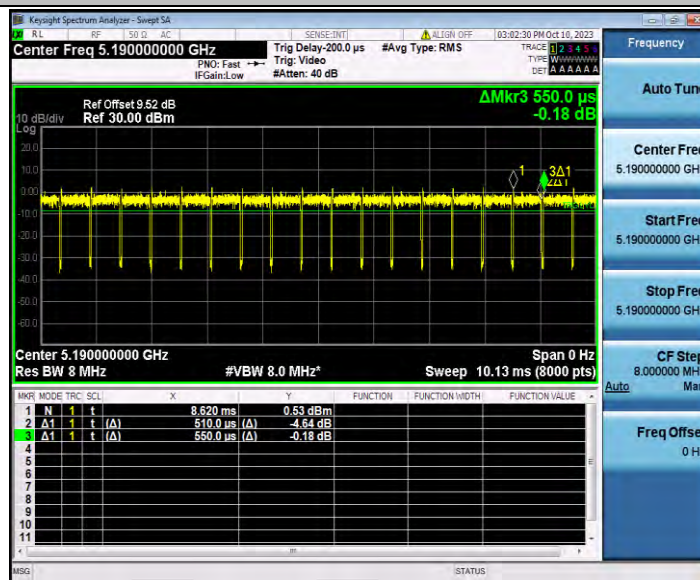
11AX20SISO_Ant1_5180



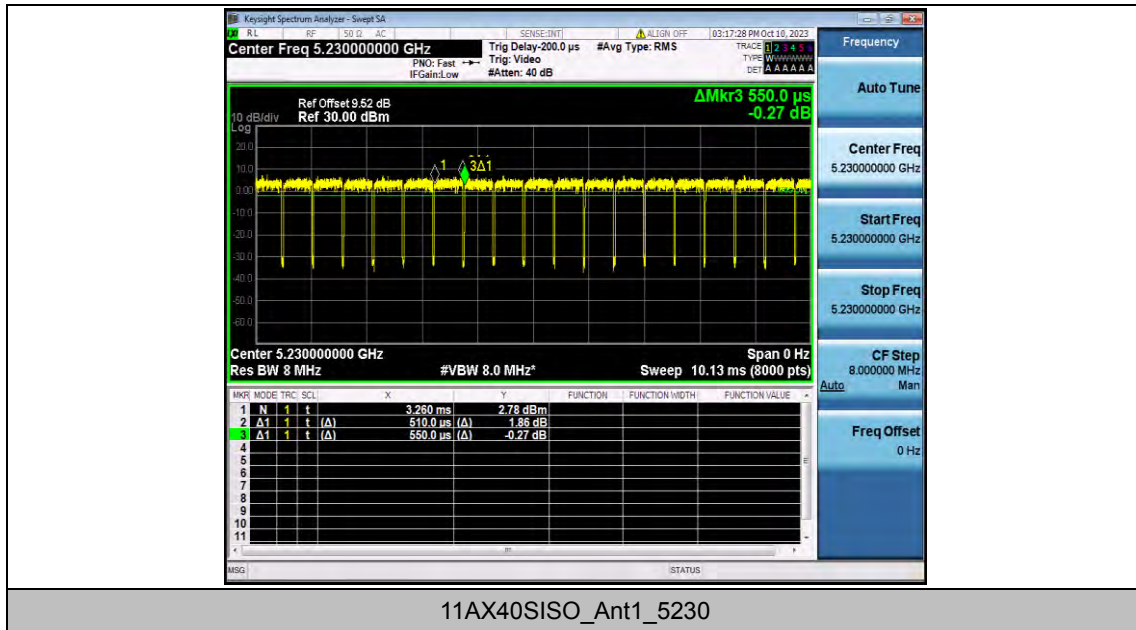
11AX20SISO_Ant1_5200



11AX20SISO_Ant1_5240



11AX40SISO_Ant1_5190



11AX40SISO_Ant1_5230

Appendix D.4: Maximum conducted output power

Test Result Channel Power

Test Mode	Antenna	Frequency[M Hz]	Channel Power [dBm]	Duty Cycle [%]	DC Factor [dBm]	Result [dBm]	Limit [dBm]	Verdict
11A	Ant1	5180	9.87	85.00	0.71	10.58	≤23.98	PASS
		5200	9.54	85.00	0.71	10.25	≤23.98	PASS
		5240	9.15	80.95	0.92	10.07	≤23.98	PASS
11N20SISO	Ant1	5180	10.45	96.95	0.13	10.58	≤23.98	PASS
		5200	10.60	96.95	0.13	10.73	≤23.98	PASS
		5240	10.42	97.71	0.10	10.52	≤23.98	PASS
11N40SISO	Ant1	5190	10.07	94.03	0.27	10.34	≤23.98	PASS
		5230	10.15	94.03	0.27	10.42	≤23.98	PASS
11AC20SISO	Ant1	5180	10.43	97.73	0.10	10.53	≤23.98	PASS
		5200	10.55	97.71	0.10	10.65	≤23.98	PASS
		5240	10.39	96.97	0.13	10.52	≤23.98	PASS
11AC40SISO	Ant1	5190	9.93	94.44	0.25	10.18	≤23.98	PASS
		5230	9.91	94.55	0.24	10.15	≤23.98	PASS
11AX20SISO	Ant1	5180	10.36	96.12	0.17	10.53	≤23.98	PASS
		5200	10.54	97.09	0.13	10.67	≤23.98	PASS
		5240	10.46	97.06	0.13	10.59	≤23.98	PASS
11AX40SISO	Ant1	5190	10.56	92.73	0.33	10.89	≤23.98	PASS
		5230	10.09	92.73	0.33	10.42	≤23.98	PASS

Note: The Duty Cycle Factor is compensated in the graph.

Appendix D.5: Maximum power spectral density

Test Result

Test Mode	Antenna	Frequency[MHz]	Result [dBm/MHz]	Limit[dBm/MHz]	Verdict
11A	Ant1	5180	-3.51	≤11.00	PASS
		5200	-3.88	≤11.00	PASS
		5240	-4.02	≤11.00	PASS
11N20SISO	Ant1	5180	-1.13	≤11.00	PASS
		5200	-0.95	≤11.00	PASS
		5240	-1.09	≤11.00	PASS
11N40SISO	Ant1	5190	-4.55	≤11.00	PASS
		5230	-4.49	≤11.00	PASS
11AC20SISO	Ant1	5180	-1.24	≤11.00	PASS
		5200	-1.08	≤11.00	PASS
		5240	-1.15	≤11.00	PASS
11AC40SISO	Ant1	5190	-4.97	≤11.00	PASS
		5230	-5.03	≤11.00	PASS
11AX20SISO	Ant1	5180	-1.64	≤11.00	PASS
		5200	-1.38	≤11.00	PASS
		5240	-1.48	≤11.00	PASS
11AX40SISO	Ant1	5190	-10.85	≤11.00	PASS
		5230	-4.77	≤11.00	PASS

Note: 1.The Result and Limit Unit is dBm/500 kHz in the band 5.725–5.85 GHz.
 2.The Duty Cycle Factor and RBW Factor is compensated in the graph.

Test Graphs



11A_Ant1_5180



11A_Ant1_5200



11A_Ant1_5240



11N20SISO_Ant1_5180



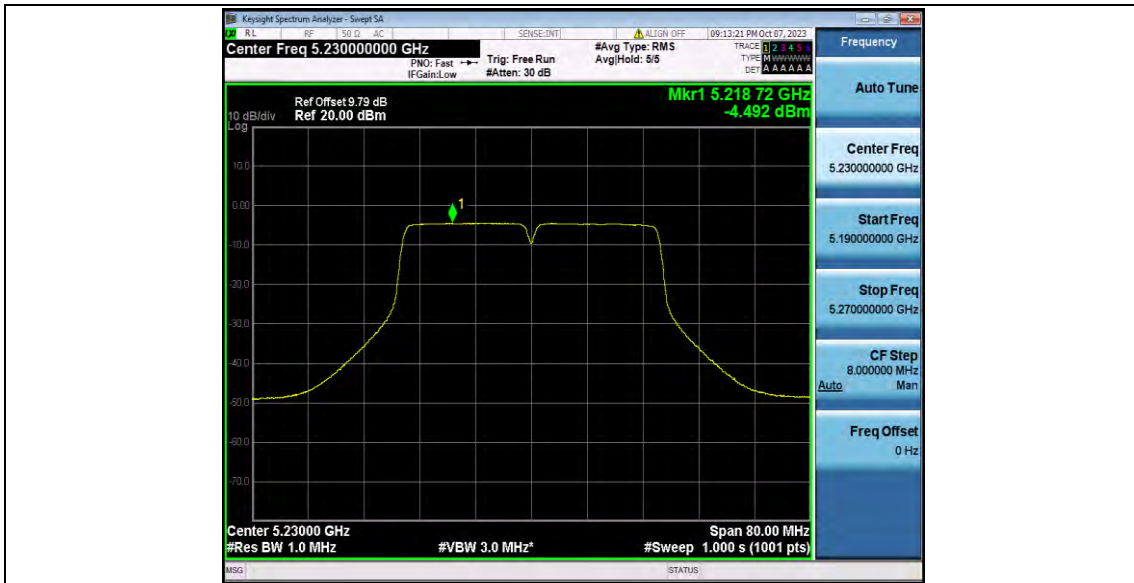
11N20SISO_Ant1_5200



11N20SISO_Ant1_5240



11N40SISO_Ant1_5190



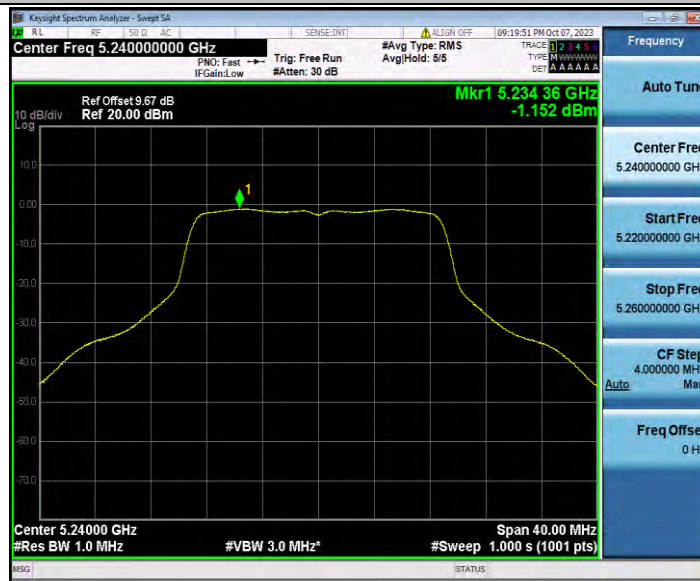
11N40SISO_Ant1_5230



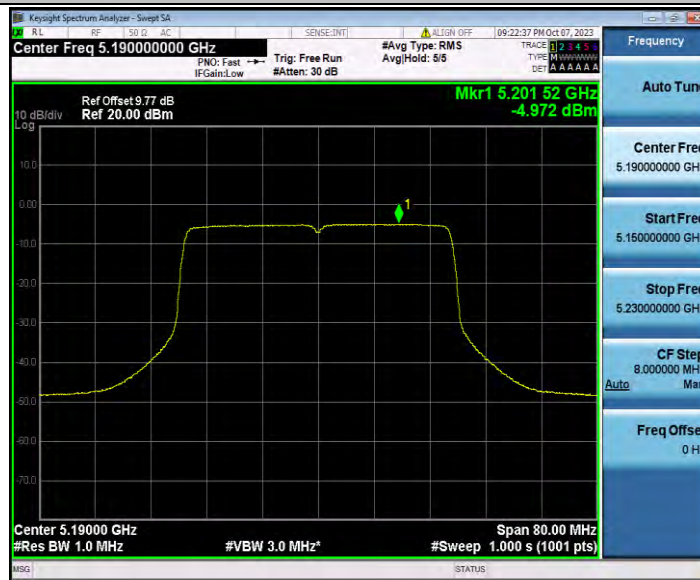
11AC20SISO_Ant1_5180



11AC20SISO_Ant1_5200



11AC20SISO_Ant1_5240



11AC40SISO_Ant1_5190



11AC40SISO_Ant1_5230



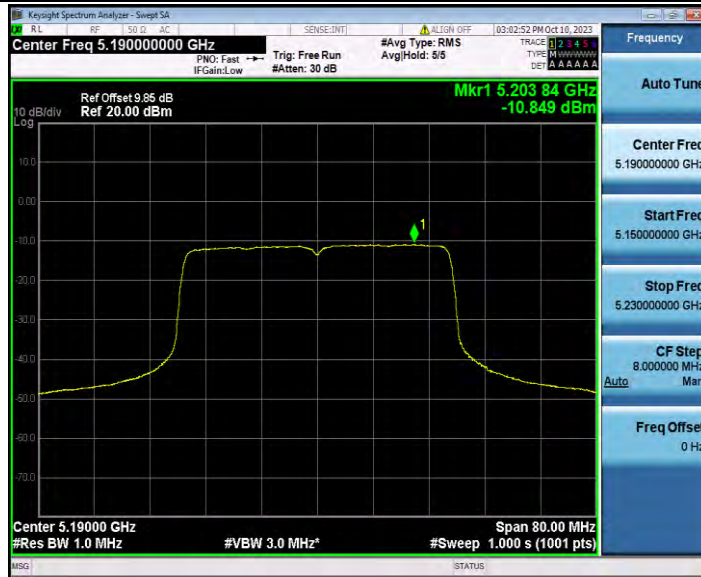
11AX20SISO_Ant1_5180



11AX20SISO_Ant1_5200



11AX20SISO_Ant1_5240



11AX40SISO_Ant1_5190

