



11AC80SISO_Ant2_5210

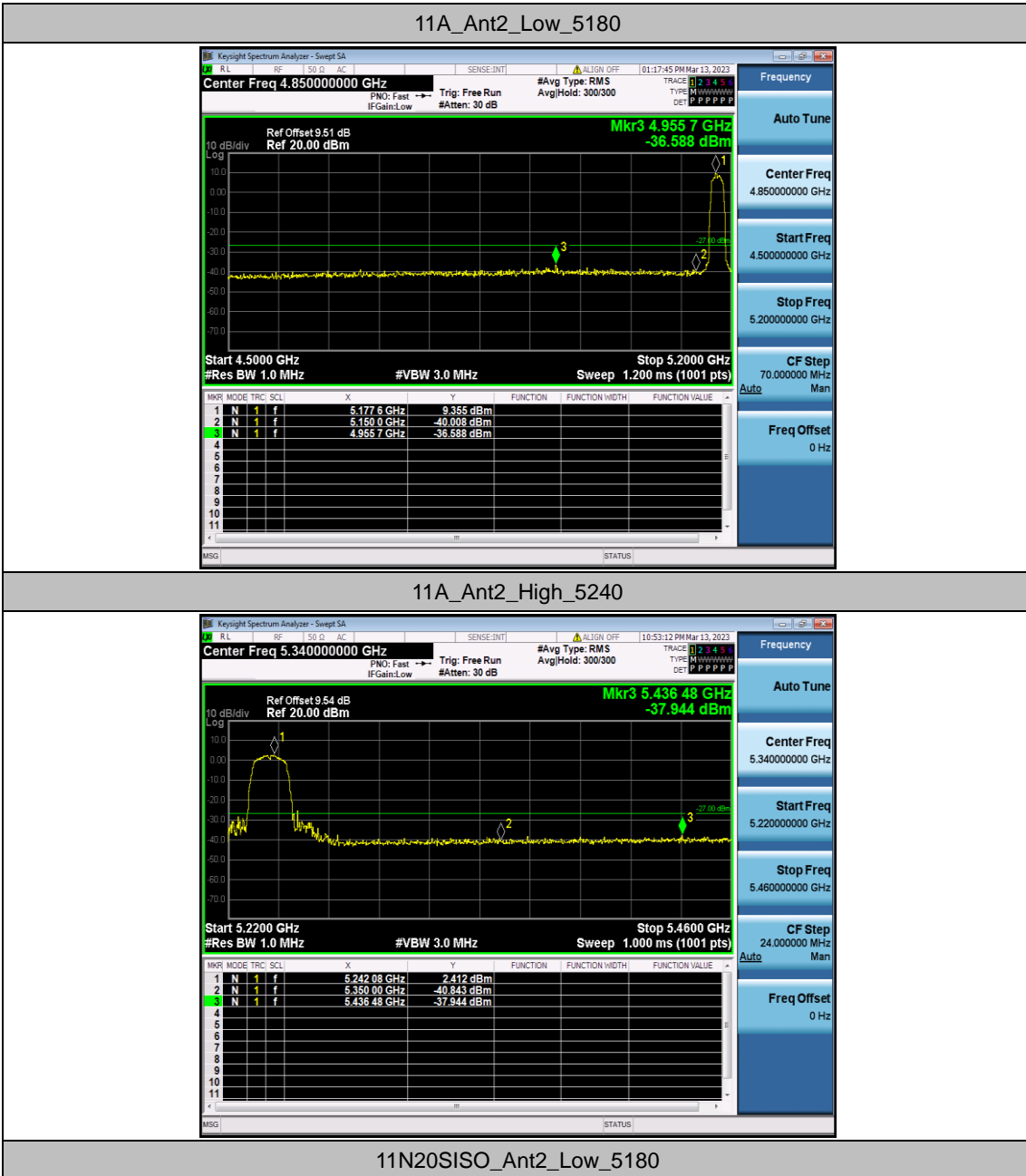


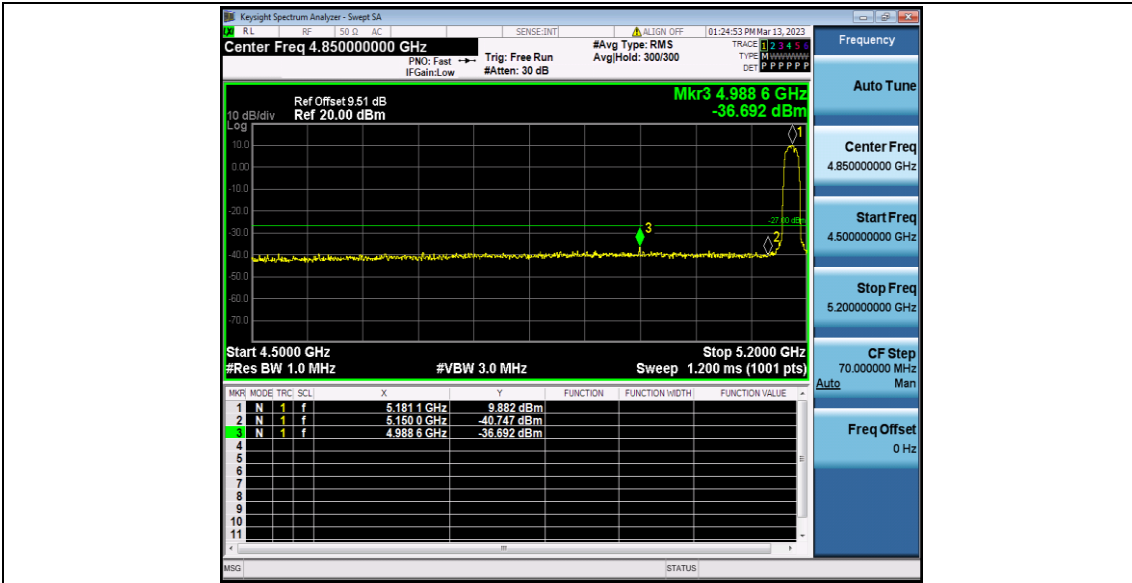
Appendix B.6: Band edge measurements

Test Result B1

TestMode	Antenna	ChName	Frequency[MHz]	Result[dBm]	Limit[dBm]	Verdict
11A	Ant2	Low	5180	-36.59	≤-27	PASS
		High	5240	-37.94	≤-27	PASS
11N20SISO	Ant2	Low	5180	-36.69	≤-27	PASS
		High	5240	-37.67	≤-27	PASS
11N40SISO	Ant2	Low	5190	-37.78	≤-27	PASS
		High	5230	-37.89	≤-27	PASS
11AC20SISO	Ant2	Low	5180	-37.31	≤-27	PASS
		High	5240	-37.35	≤-27	PASS
11AC40SISO	Ant2	Low	5190	-37.39	≤-27	PASS
		High	5230	-37.75	≤-27	PASS
11AC80SISO	Ant2	Low	5210	-29.13	≤-27	PASS
		High	5210	-38.41	≤-27	PASS

Test Graphs B1

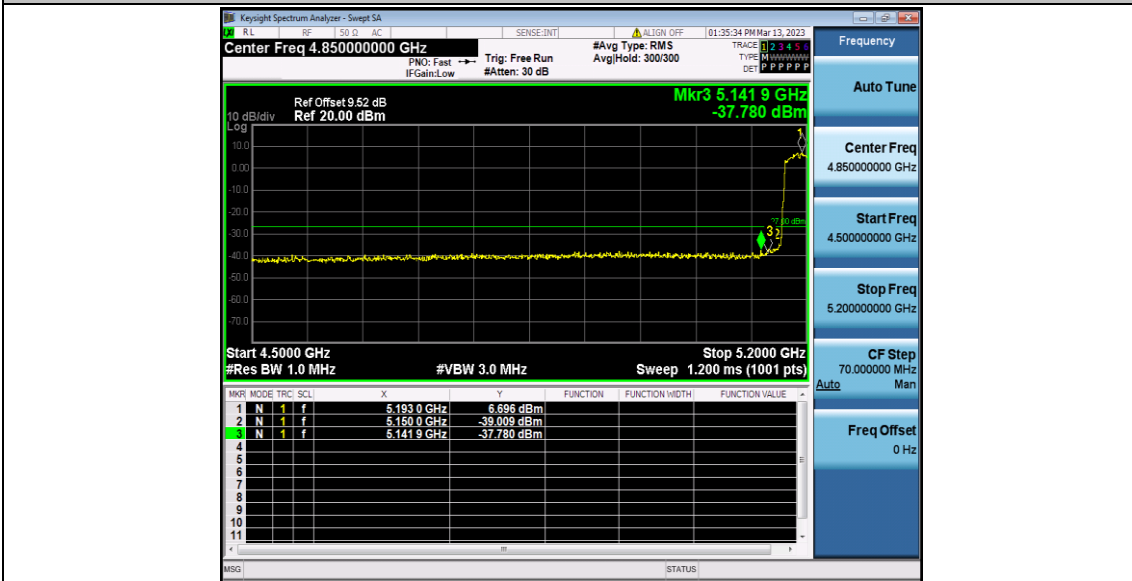




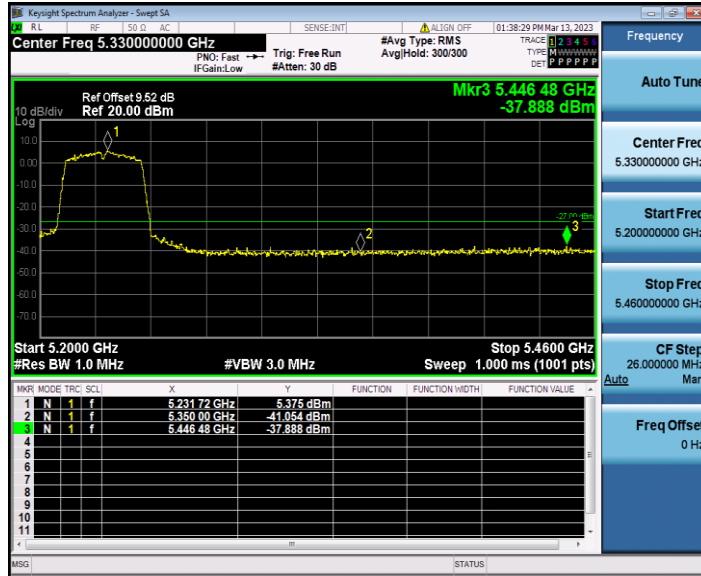
11N20SISO_Ant2_High_5240



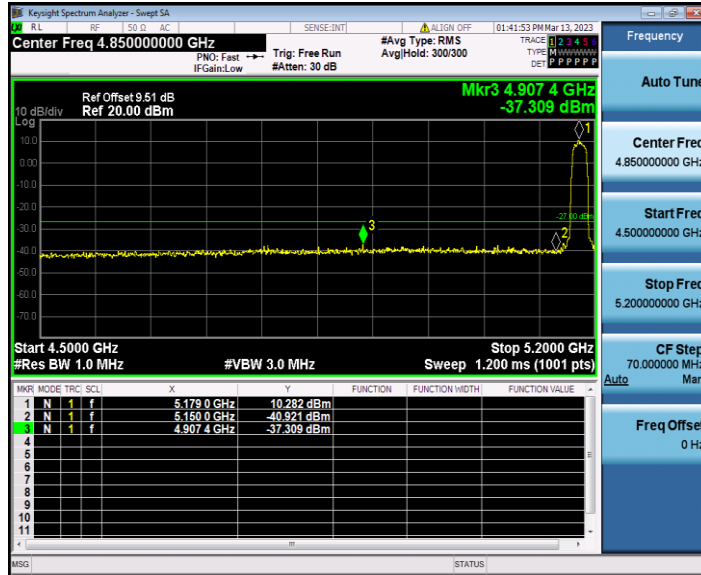
11N40SISO_Ant2_Low_5190



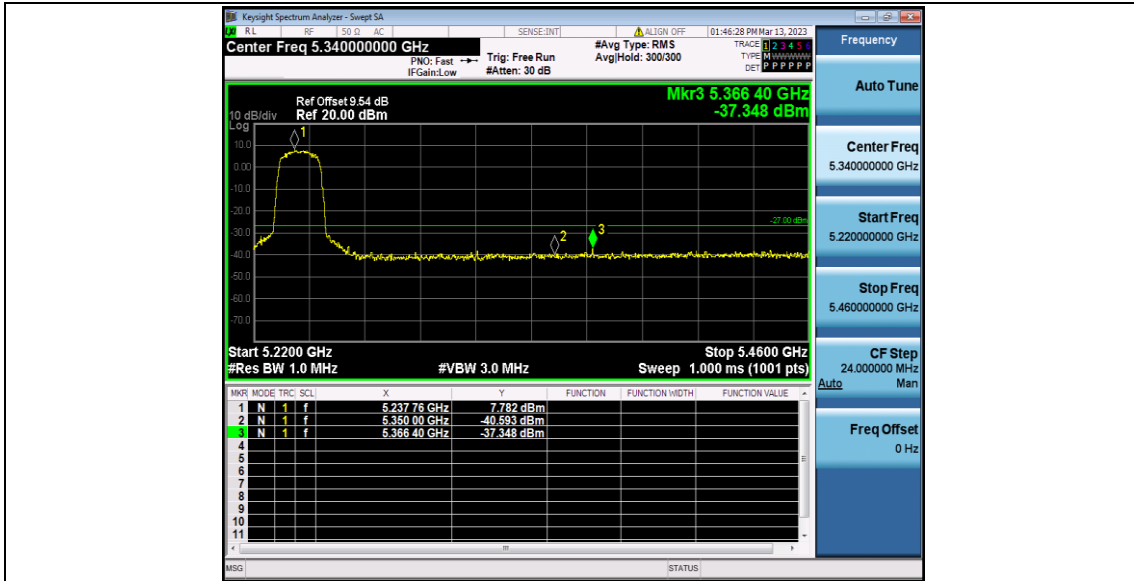
11N40SISO_Ant2_High_5230



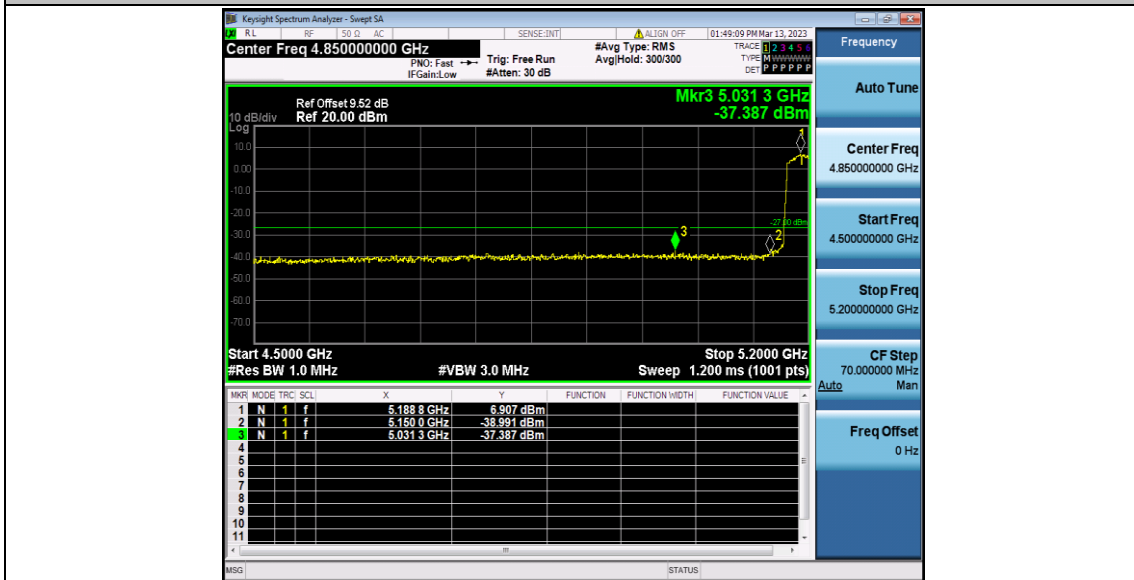
11AC20SISO_Ant2_Low_5180



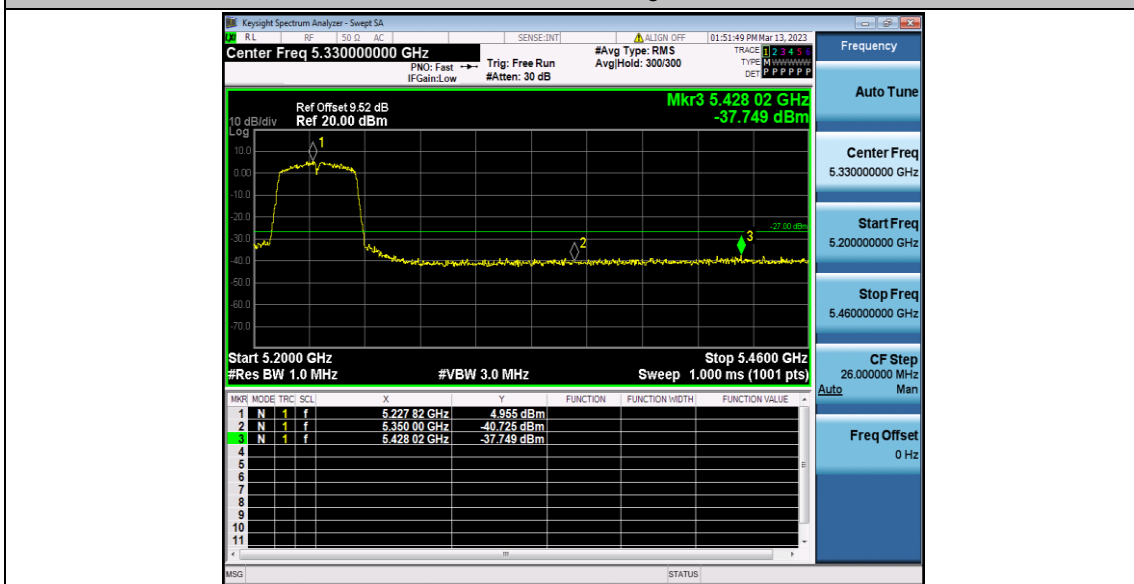
11AC20SISO_Ant2_High_5240



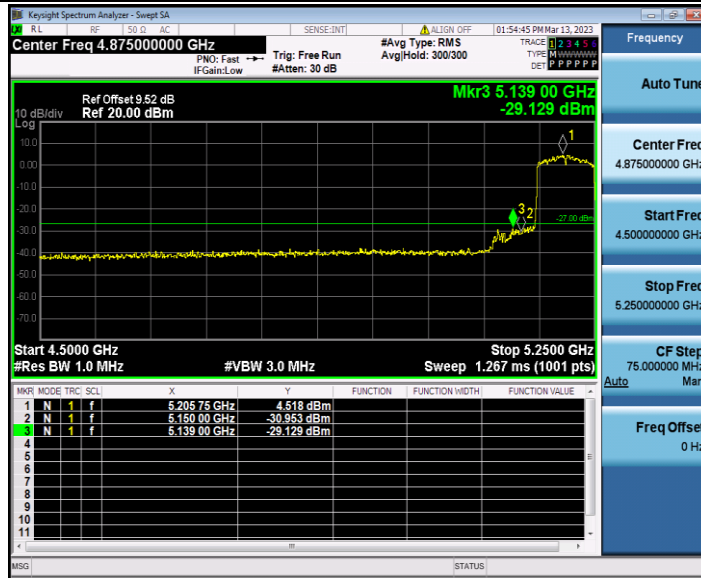
11AC40SISO_Ant2_Low_5190



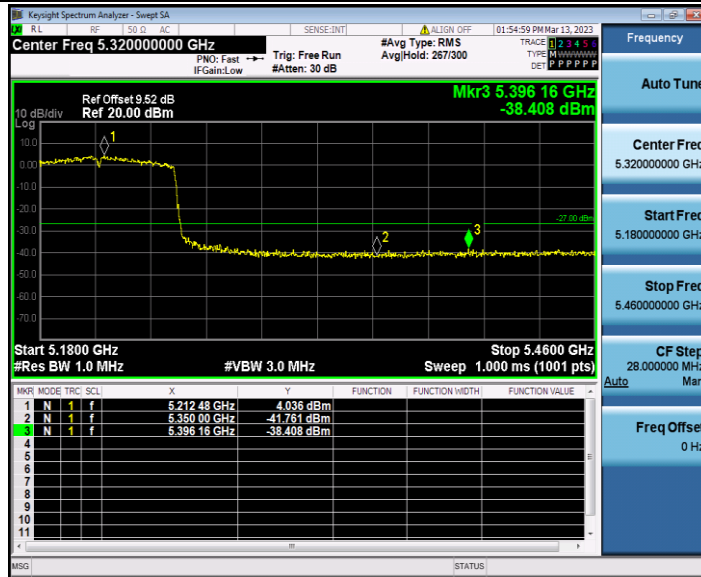
11AC40SISO_Ant2_High_5230



11AC80SISO_Ant2_Low_5210



11AC80SISO_Ant2_High_5210



Appendix B.7: Conducted Spurious Emission

Test Result

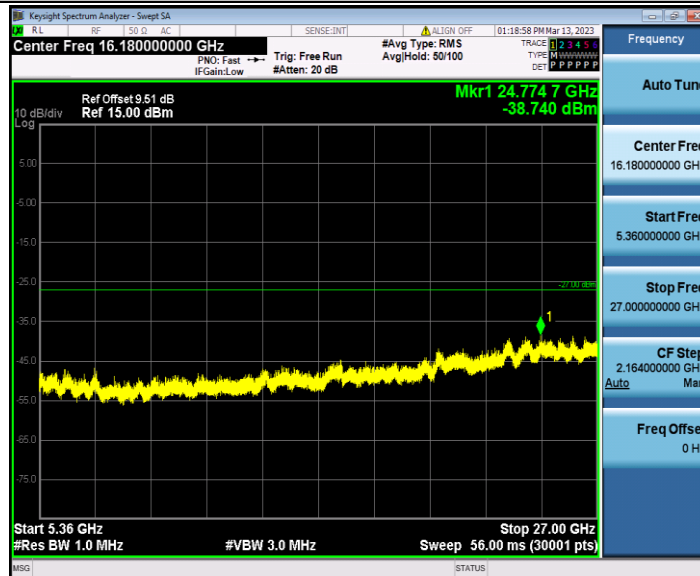
TestMode	Antenna	Frequency[MHz]	FreqRange [MHz]	Max. Fre [MHz]	Max. Level [dBm]	Limit [dBm]	Verdict
11A	Ant2	5180	30~5140	5088.73	-45.59	≤-27	PASS
			5360~40000	24774.69	-38.74	≤-27	PASS
		5200	30~5140	5053.13	-46.2	≤-27	PASS
			5360~40000	24326.74	-38.02	≤-27	PASS
		5240	30~5140	5041.04	-46.51	≤-27	PASS
			5360~40000	24977.38	-38.12	≤-27	PASS
11N20SISO	Ant2	5180	30~5140	5134.89	-45	≤-27	PASS
			5360~40000	24225.03	-38.43	≤-27	PASS
		5200	30~5140	5134.55	-45.66	≤-27	PASS
			5360~40000	24280.57	-38.32	≤-27	PASS
		5240	30~5140	3518.09	-46.92	≤-27	PASS
			5360~40000	25071.88	-38.15	≤-27	PASS
11N40SISO	Ant2	5190	30~5140	5126.37	-45.68	≤-27	PASS
			5360~40000	25050.96	-37.88	≤-27	PASS
		5230	30~5140	4988.4	-45.91	≤-27	PASS
			5360~40000	23518.85	-38.37	≤-27	PASS
11AC20SISO	Ant2	5180	30~5140	5079.87	-44.61	≤-27	PASS
			5360~40000	26538.35	-38.49	≤-27	PASS
		5200	30~5140	5090.09	-46.93	≤-27	PASS
			5360~40000	25518.38	-37.46	≤-27	PASS
		5240	30~5140	5107.81	-46.41	≤-27	PASS
			5360~40000	25249.32	-38.22	≤-27	PASS
11AC40SISO	Ant2	5190	30~5140	5078.51	-45.1	≤-27	PASS
			5360~40000	24288.51	-37.25	≤-27	PASS
		5230	30~5140	5137.96	-44.63	≤-27	PASS
			5360~40000	25188.01	-38.2	≤-27	PASS
11AC80SISO	Ant2	5210	30~5140	5119.22	-31.75	≤-27	PASS
			5360~40000	24326.74	-37.74	≤-27	PASS

Test Graphs

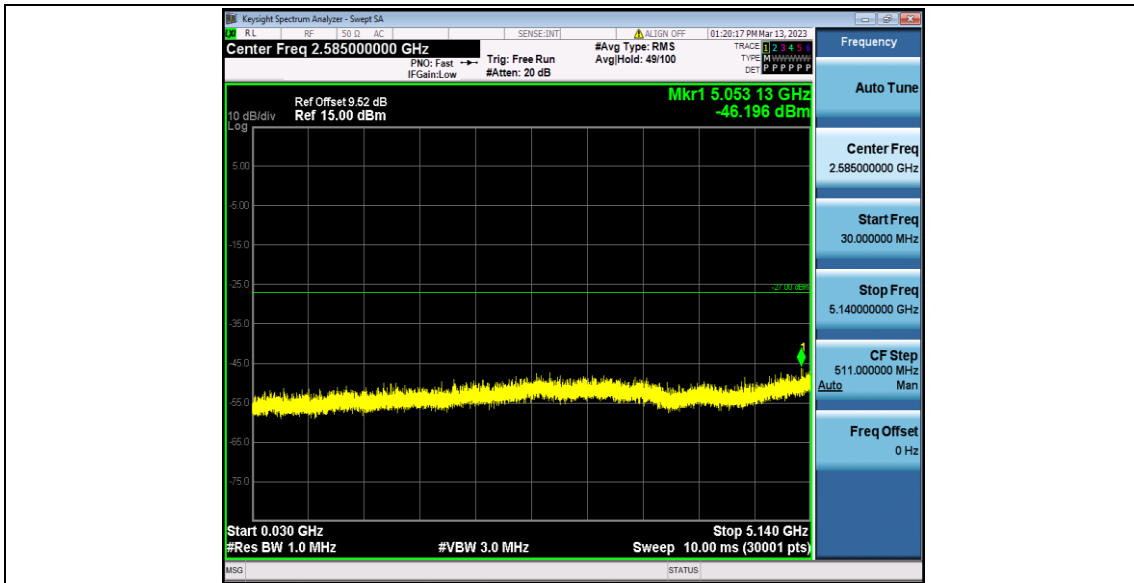
11A_Ant2_5180_30~5140



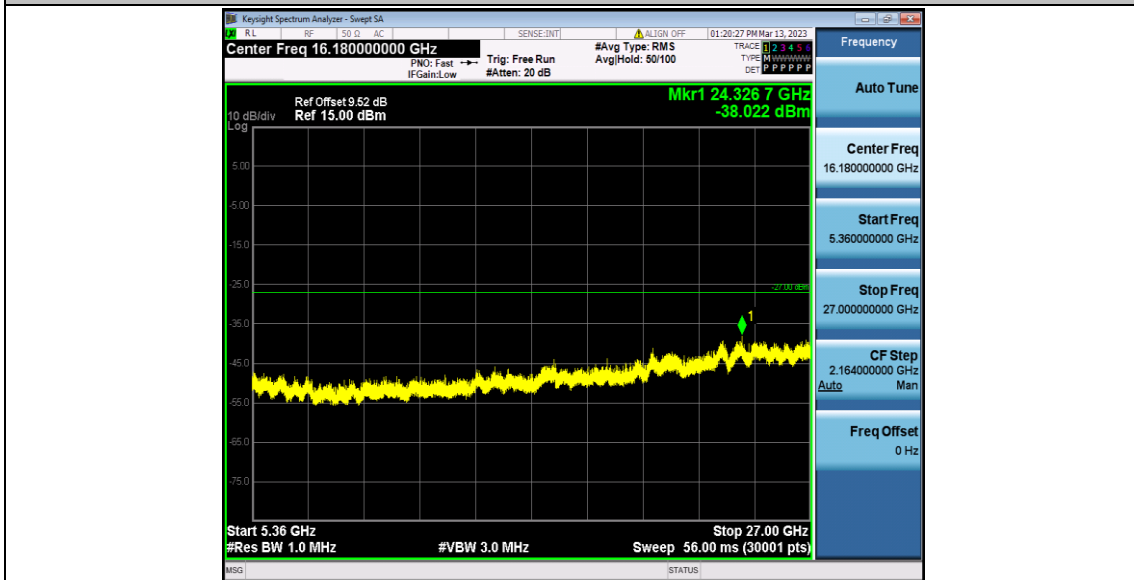
11A_Ant2_5180_5360~40000



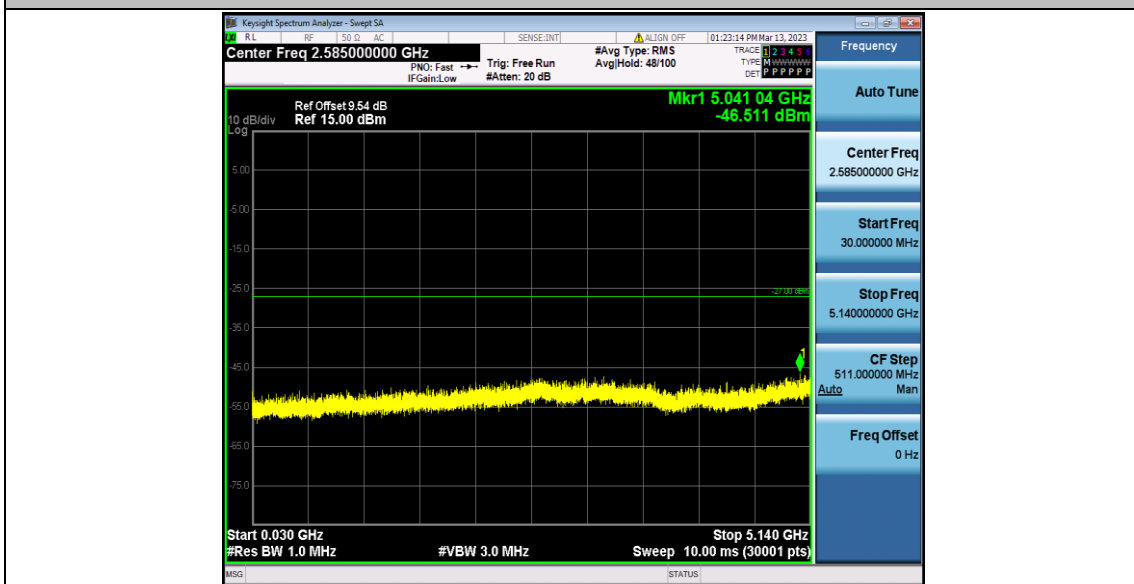
11A_Ant2_5200_30~5140



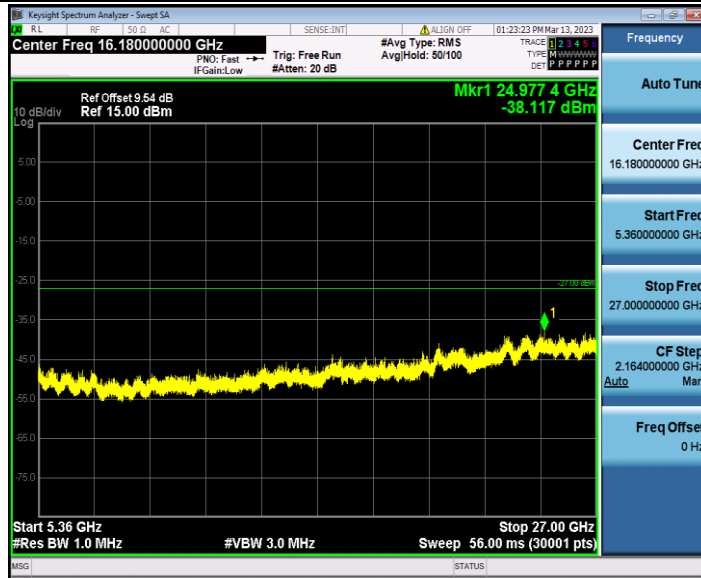
11A_Ant2_5200_5360~40000



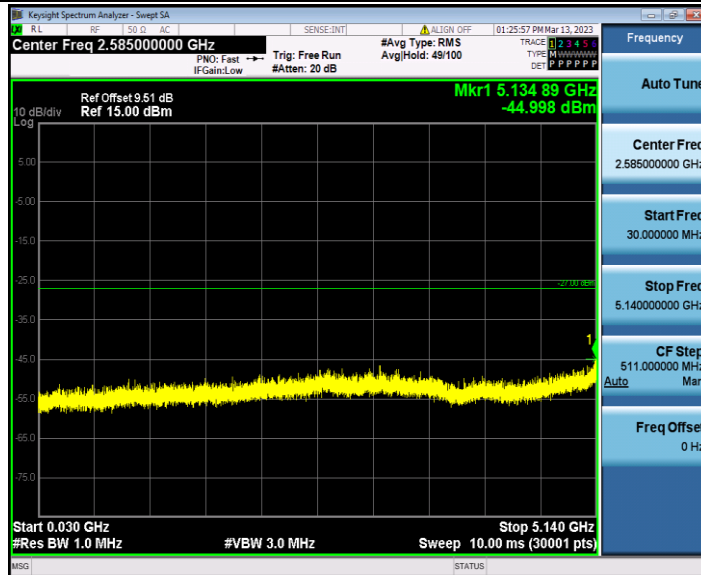
11A_Ant2_5240_30~5140



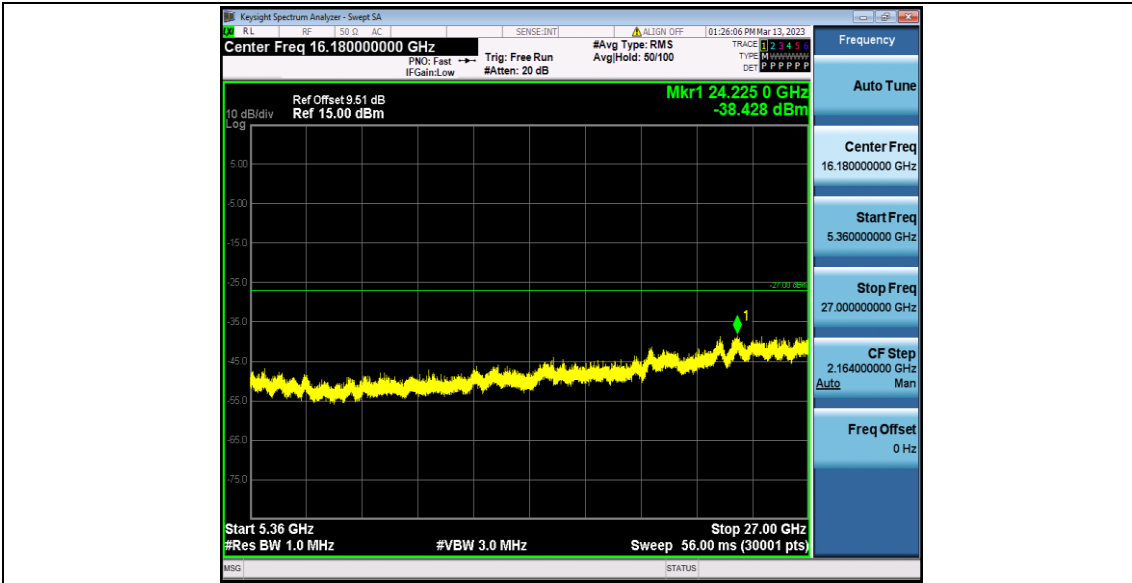
11A_Ant2_5240_5360~40000



11N20SISO_Ant2_5180_30~5140



11N20SISO_Ant2_5180_5360~40000



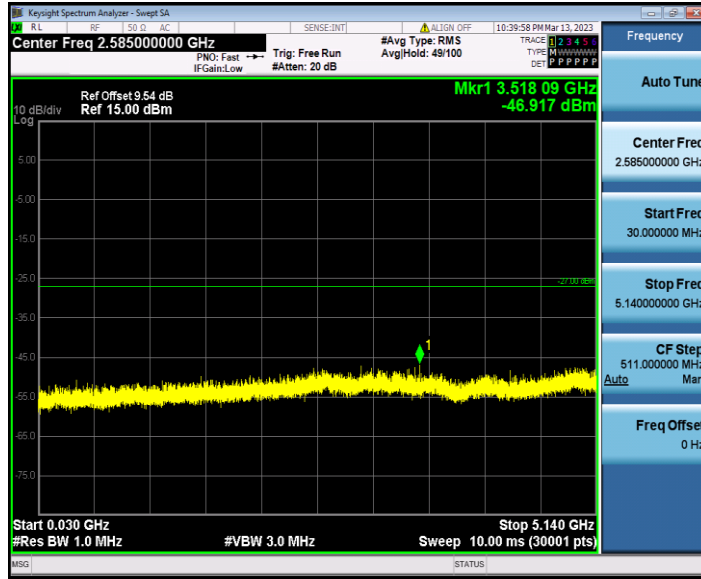
11N20SISO_Ant2_5200_30~5140



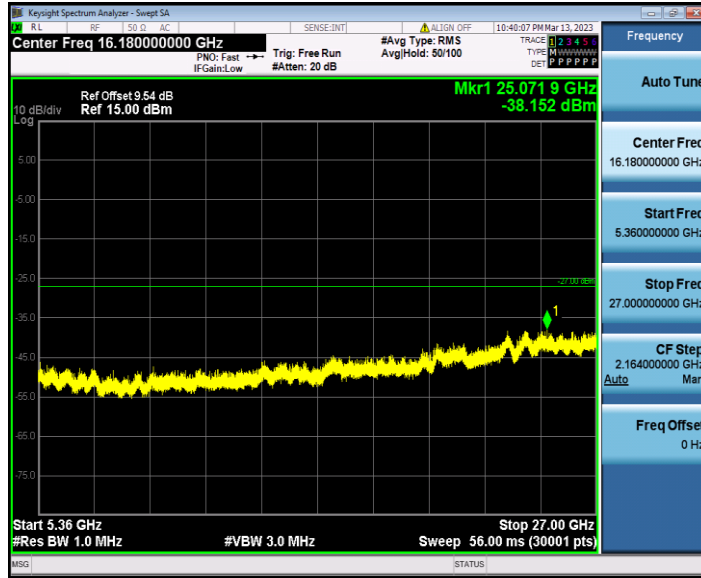
11N20SISO_Ant2_5200_5360~40000



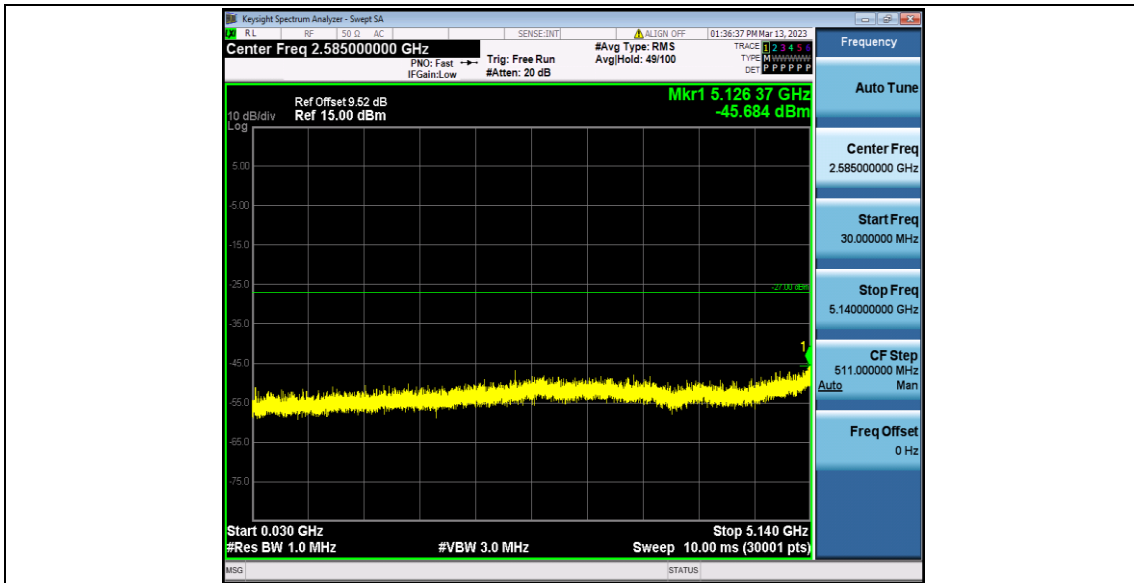
11N20SISO_Ant2_5240_30~5140



11N20SISO_Ant2_5240_5360~40000



11N40SISO_Ant2_5190_30~5140



11N40SISO_Ant2_5190_5360~40000



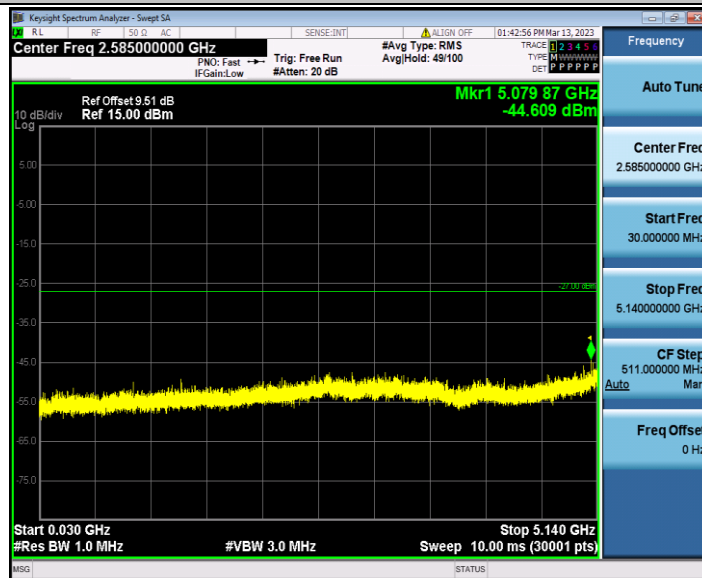
11N40SISO_Ant2_5230_30~5140



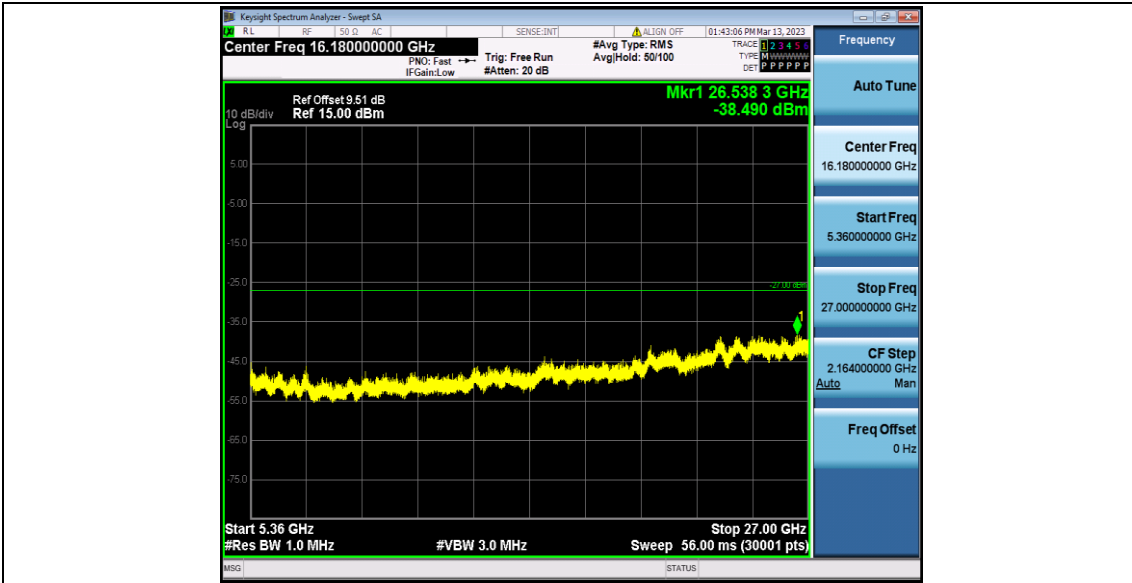
11N40SISO_Ant2_5230_5360~40000



11AC20SISO_Ant2_5180_30~5140



11AC20SISO_Ant2_5180_5360~40000



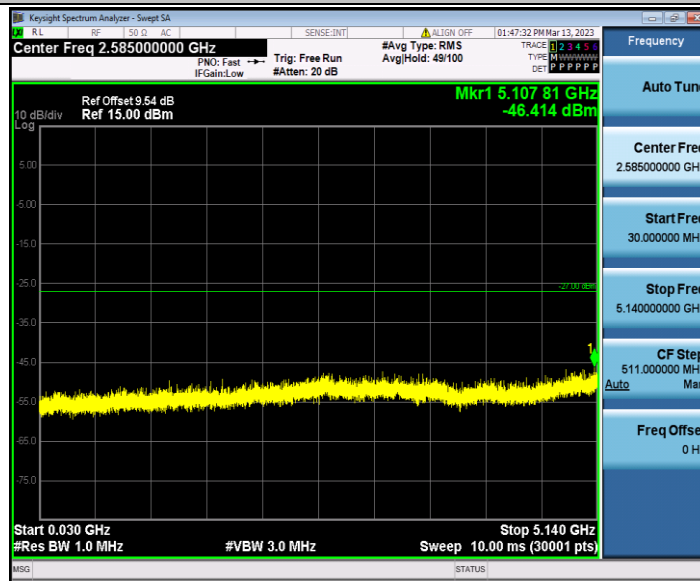
11AC20SISO_Ant2_5200_30~5140



11AC20SISO_Ant2_5200_5360~40000



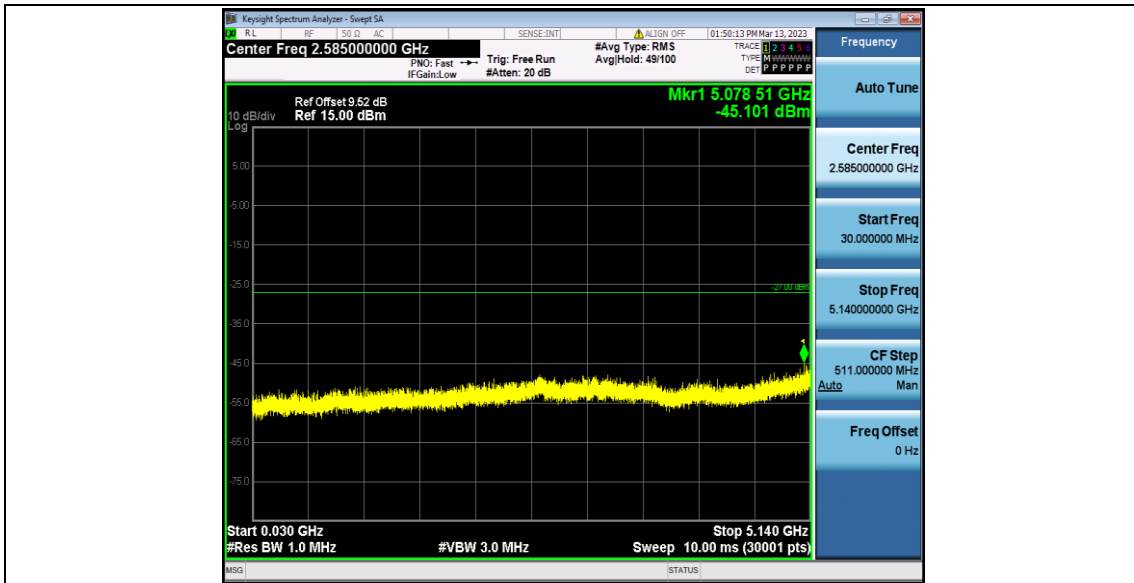
11AC20SISO_Ant2_5240_30~5140



11AC20SISO_Ant2_5240_5360~40000



11AC40SISO_Ant2_5190_30~5140



11AC40SISO_Ant2_5190_5360~4000



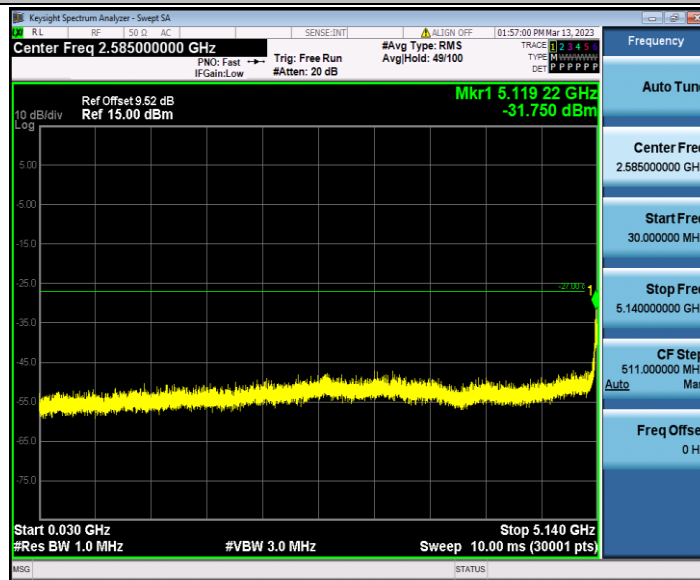
11AC40SISO_Ant2_5230_30~5140



11AC40SISO_Ant2_5230_5360~40000



11AC80SISO_Ant2_5210_30~5140



11AC80SISO_Ant2_5210_5360~40000

