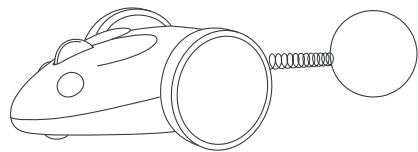


成品尺寸: 8x10cm



APP Mouse Racer

USER MANUAL

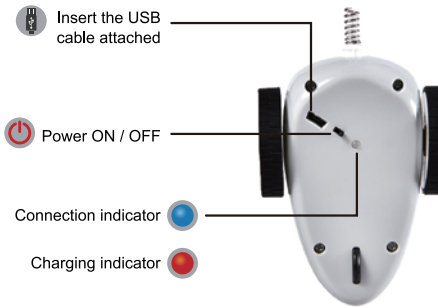


PRODUCT DESCRIPTION



SPECIFICATION

Product Name: APP Mouse Racer
Dimensions: 7x4x17cm
Material: Body is made from ABS Plastic; The tail is made of springs and plush toys
Color: White+Gray
Suit for: Cat
Red light: Charging indicator
Blue light: Connection indicator



PACKAGE LIST

1 x Mouse Racer	1 x User Manual
1 x USB Cable	2 x Plush Toy



HOW TO USE



Download APP


Scan the QR code to download the app
Support iOS devices using iOS 8 or higher and Android devices using 4.4 or higher.



1. Download "Mouse Racer" from the App Store, Google Play or 360 mobile assistant or use your mobile phone to scan the QR code, and then follow the steps to install the software.




2. Toggle the switch button ON/OFF at the bottom of the mouse, and the LED blue light flashes (waiting for the connection status of the device).

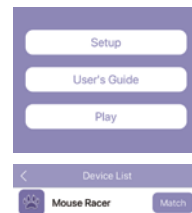


3. Turn on bluetooth on your smartphone.

4. Click the "Mouse Racer" icon in the mobile phone interface.

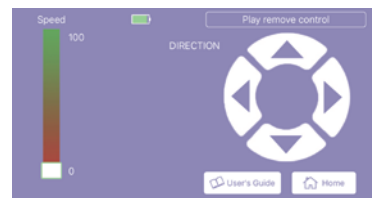


5. After entering the homepage, first read Setup and User Guide.



6. Click Play, enter The Connect the toy home page, click Match, and The LED blue light is long and bright (The device is connected successfully).

7. The mobile phone enters the template remote control interface to control the mouse's front, rear, left and right directions and speed.



8. Turn off the phone interface and mouse switch to end the use.

9. Turn off the switch of the mouse part according to ON/OFF and connect to USB.



Charging

LED red light is on all the time :
In charging
LED red light off:
Charging is completed

NOTICE FOR USE

- The product is not waterproof, please use it in a clean and dry environment.
- The product has no automatic power off mode. Please play with the cat in the case of adult accessories.
- When using the toy for the first time, please charge the toy after the battery is used up, which is beneficial to protect the battery service life.
- When the moving speed of the mouse becomes slow or fails to move, this means insufficient battery power. Please charge it in time.
- When charging, the original USB charging line must be used. If the product uses other charging lines, abnormal charging occurs, which is not a product quality problem.
- When the mouse is not used for a long time, please store it in a clean and dry place after being fully charged.
- There are some small differences between the picture and product (including colors and specifications), depending on product type purchased.
- Please remove all tags and packaging before use.

Regulatory Information

FCC Information:

This device complies with part 15 of the FCC Rules. Operation is subject to the following two conditions: (1) This device may not cause harmful interference, and (2) this device must accept any interference received, including interference that may cause undesired operation. NOTE: This equipment has been tested and found to comply with the limits for a Class B digital device, pursuant to part 15 of the FCC Rules. These limits are designed to provide reasonable protection against harmful interference in a residential installation. This equipment generates, uses and can radiate radio frequency energy and, if not installed and used in accordance with the instructions, may cause harmful interference to radio communications. However, there is no guarantee that interference will not occur in a particular installation. If this equipment does cause harmful interference to radio or television reception, which can be determined by turning the equipment off and on, the user is encouraged to try to correct the interference by one or more of the following measures:
--Reorient or relocate the receiving antenna.
--Increase the separation between the equipment and receiver.
--Connect the equipment into an outlet on a circuit different from that to which the receiver is connected.
--Consult the dealer or an experienced radio/TV technician for help.

MODIFICATION: Any changes or modifications not expressly approved by the grantee of this device could void the user's authority to operate the device.

