

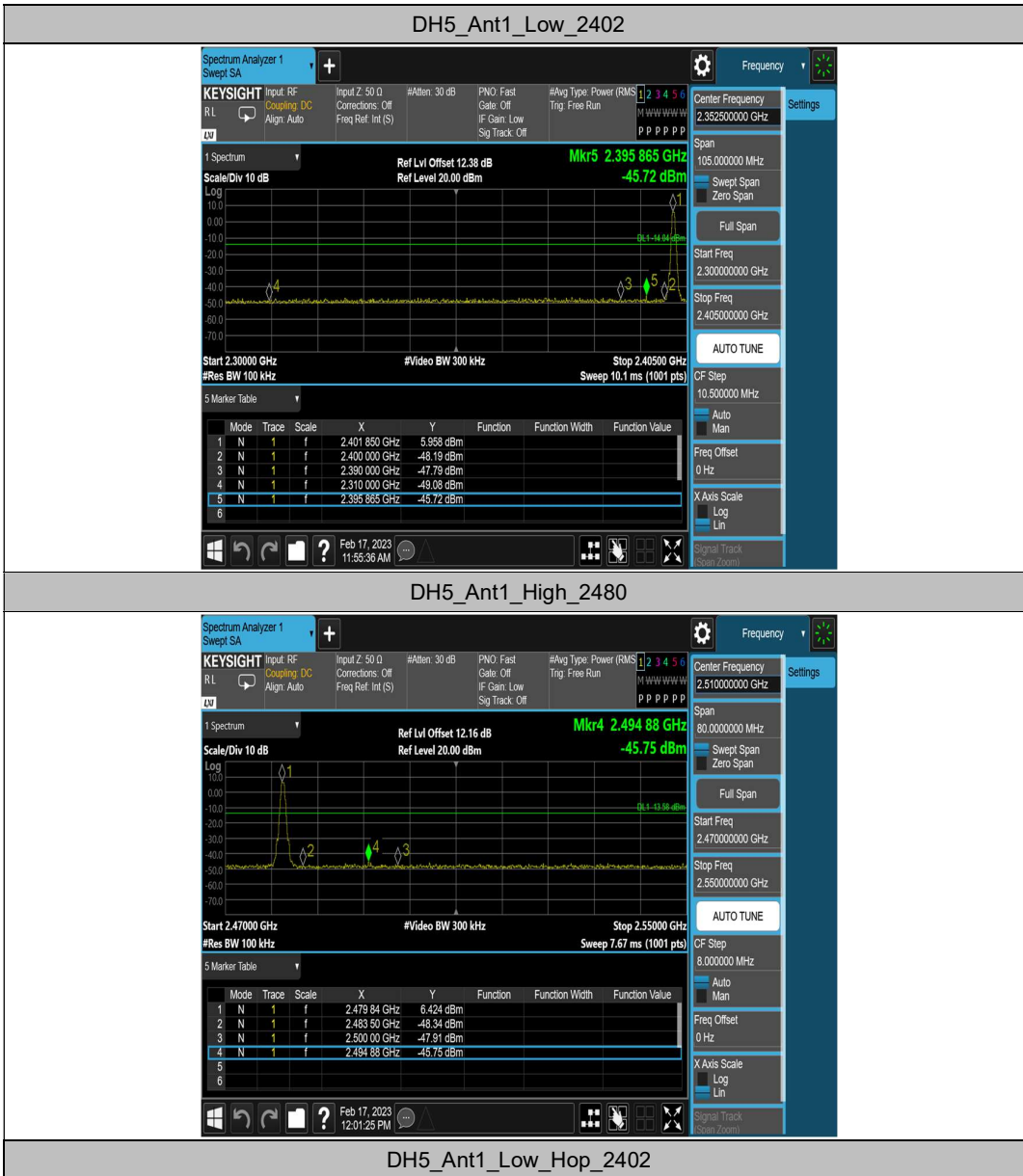


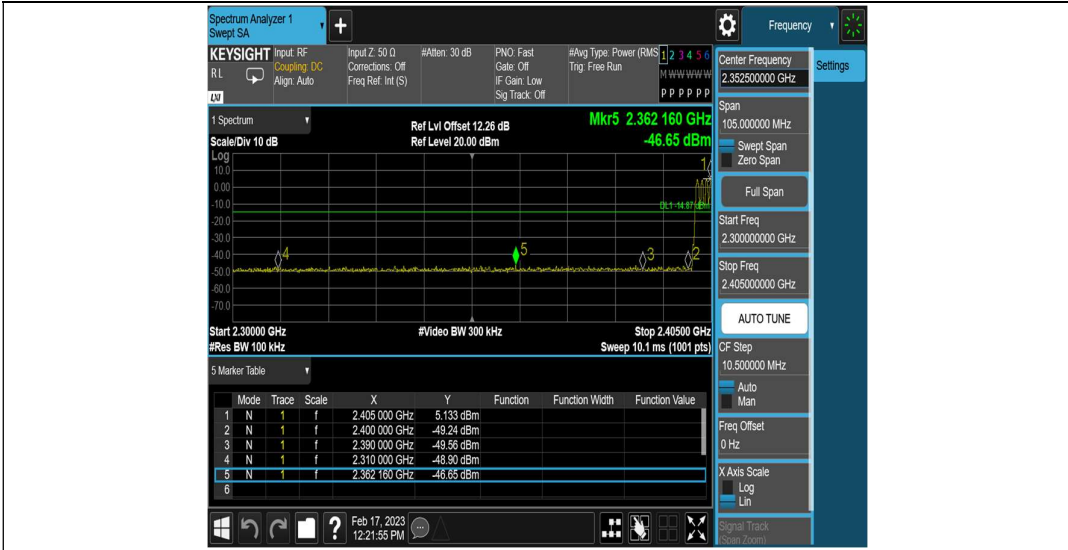
Appendix G: Band edge measurements

Test Result

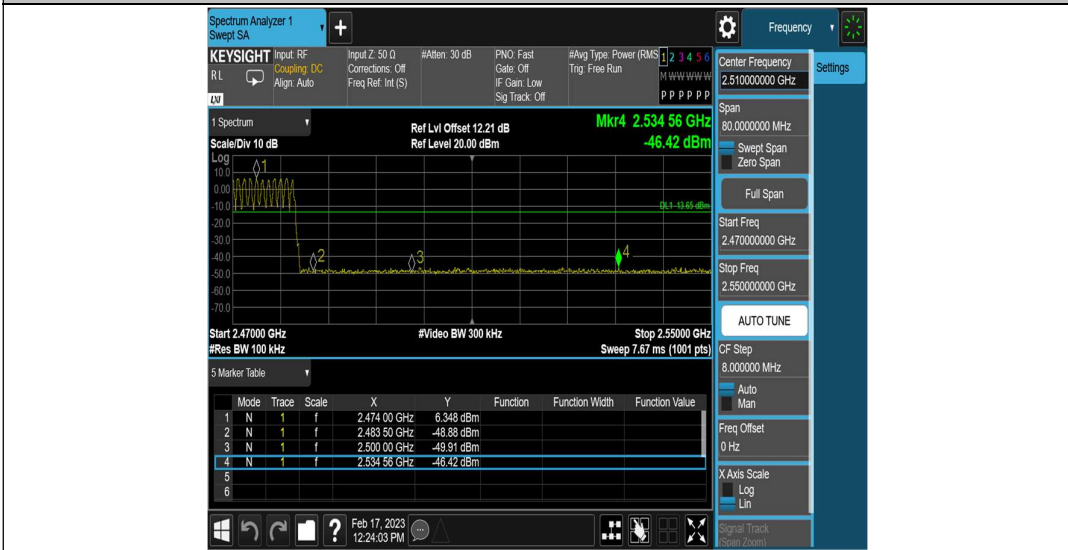
TestMode	Antenna	ChName	Frequency[MHz]	RefLevel [dBm]	Result [dBm]	Limit [dBm]	Verdict
DH5	Ant1	Low	2402	5.96	-45.72	≤-14.04	PASS
		High	2480	6.42	-45.75	≤-13.58	PASS
		Low	Hop_2402	5.13	-46.65	≤-14.87	PASS
		High	Hop_2480	6.35	-46.42	≤-13.65	PASS
2DH5	Ant1	Low	2402	5.22	-34.27	≤-14.78	PASS
		High	2480	6.61	-46.13	≤-13.4	PASS
		Low	Hop_2402	2.66	-46.25	≤-17.34	PASS
		High	Hop_2480	6.69	-45.13	≤-13.31	PASS
3DH5	Ant1	Low	2402	5.94	-34.41	≤-14.06	PASS
		High	2480	6.60	-46.33	≤-13.4	PASS
		Low	Hop_2402	1.85	-46.1	≤-18.15	PASS
		High	Hop_2480	6.49	-46.31	≤-13.51	PASS

Test Graphs

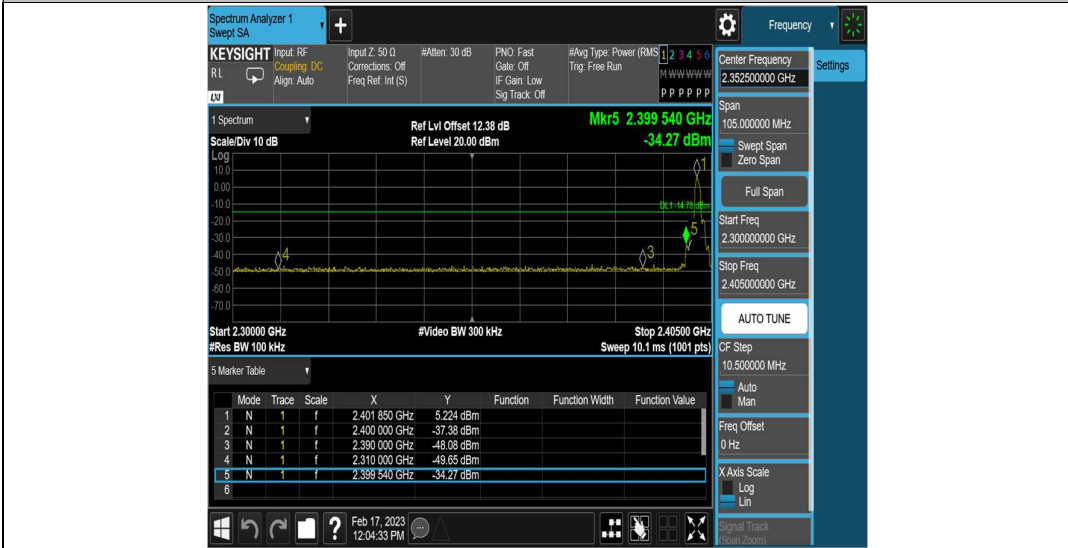




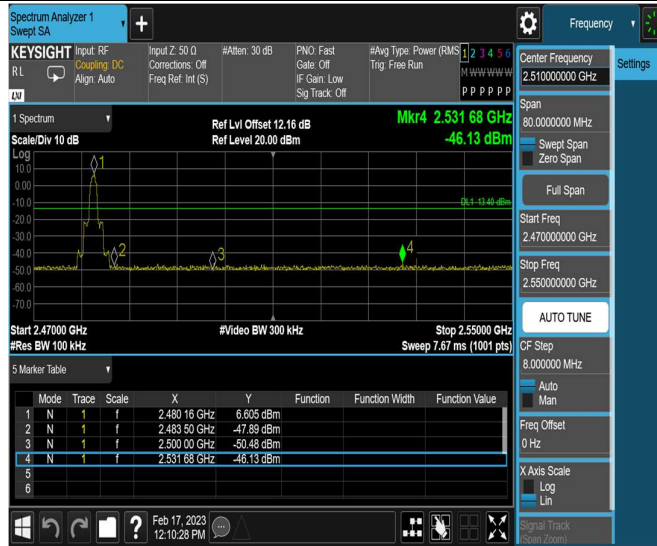
DH5_Ant1_High_Hop_2480



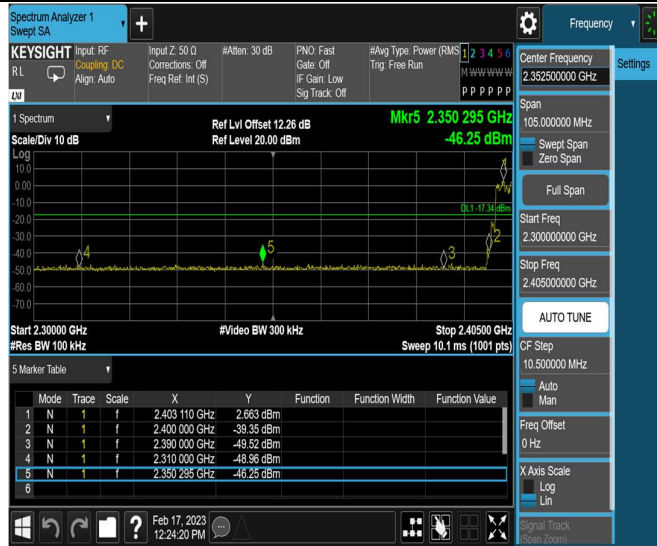
2DH5_Ant1_Low_2402



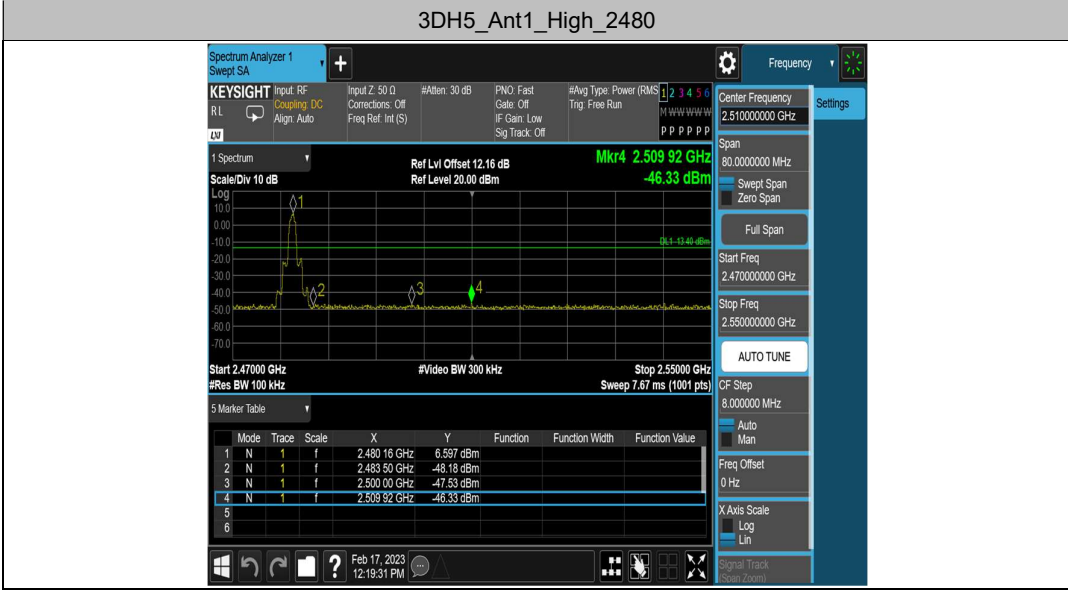
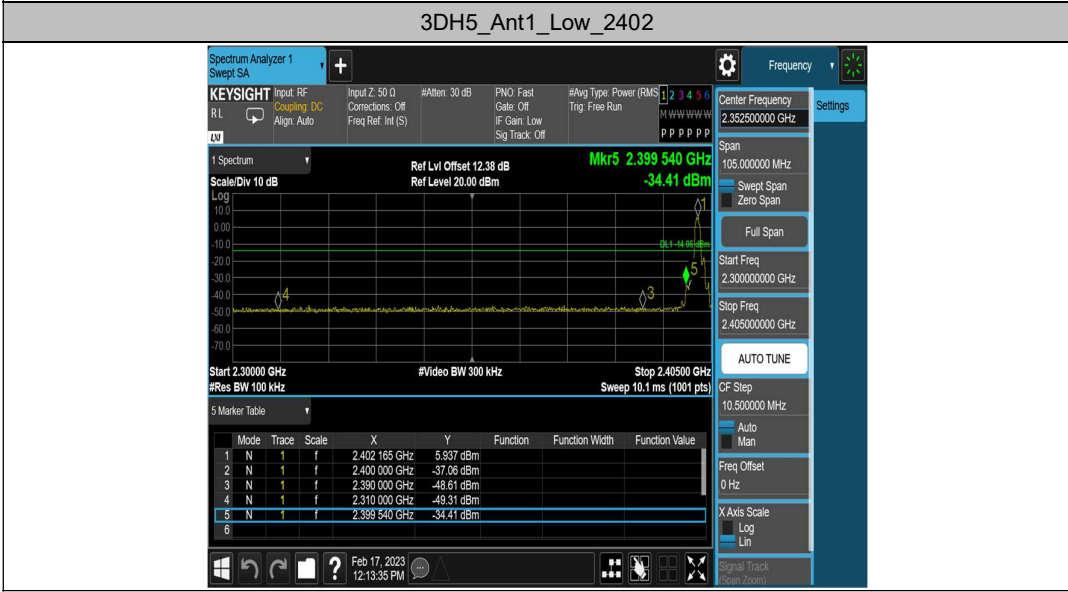
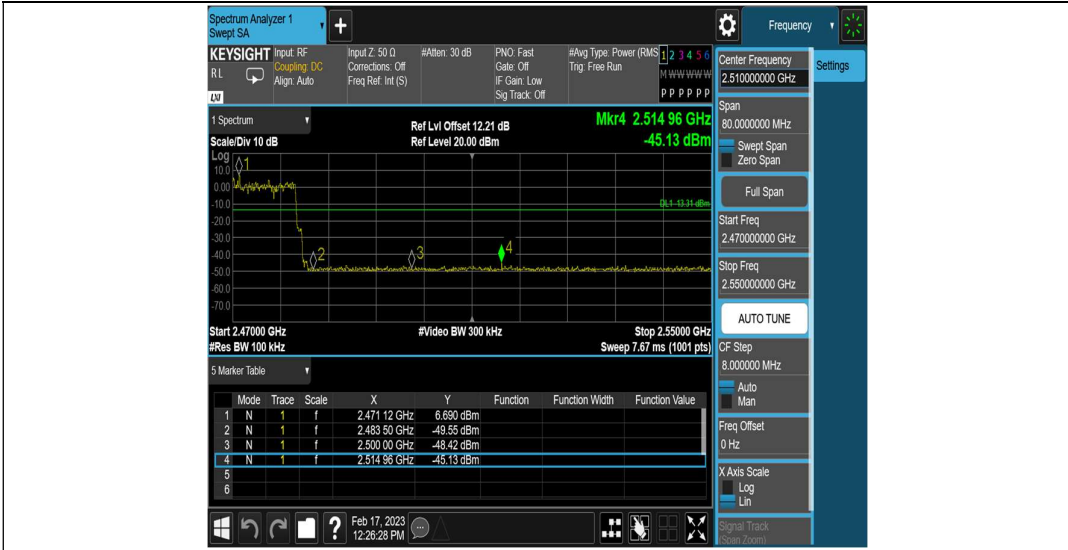
2DH5_Ant1_High_2480



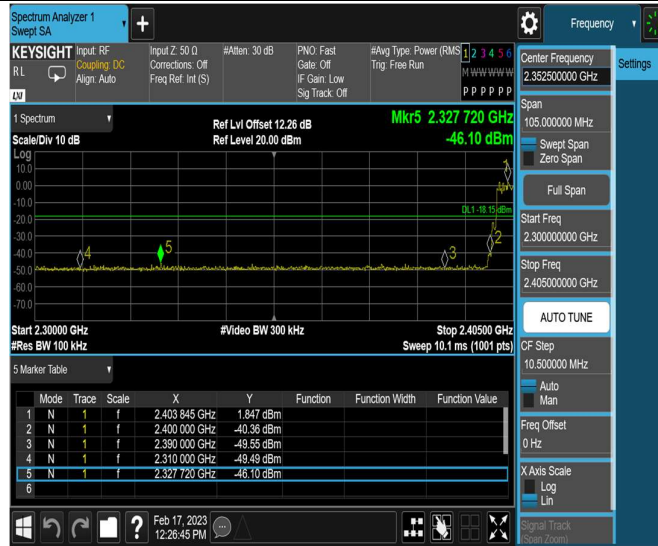
2DH5_Ant1_Low_Hop_2402



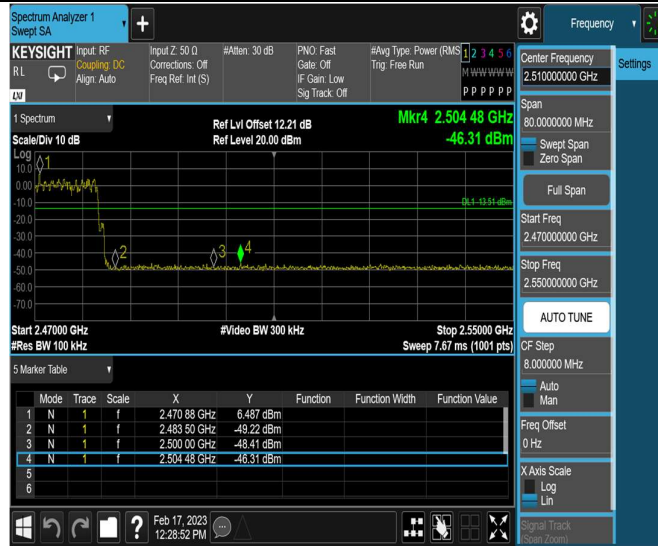
2DH5_Ant1_High_Hop_2480



3DH5_Ant1_Low_Hop_2402



3DH5_Ant1_High_Hop_2480

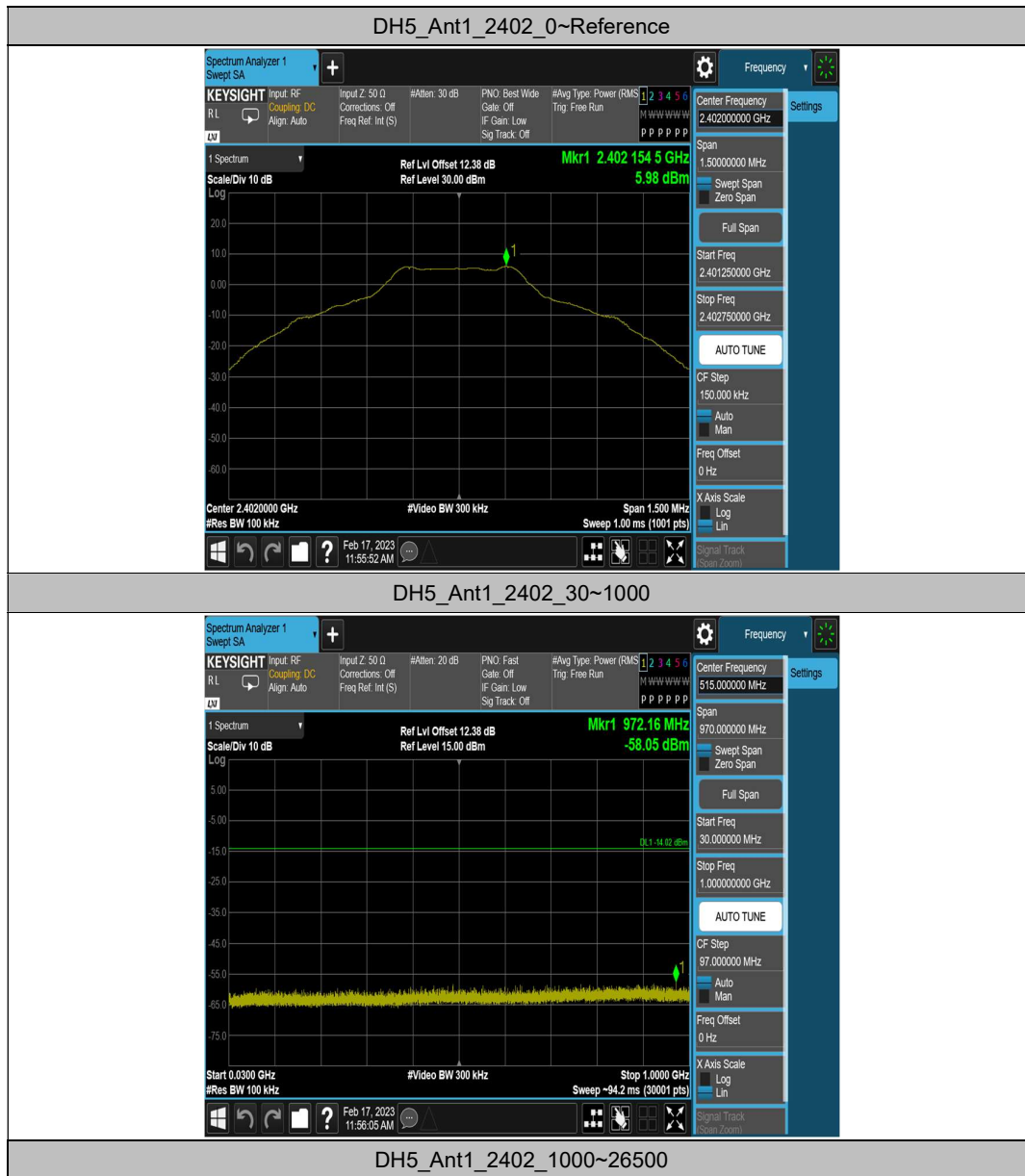


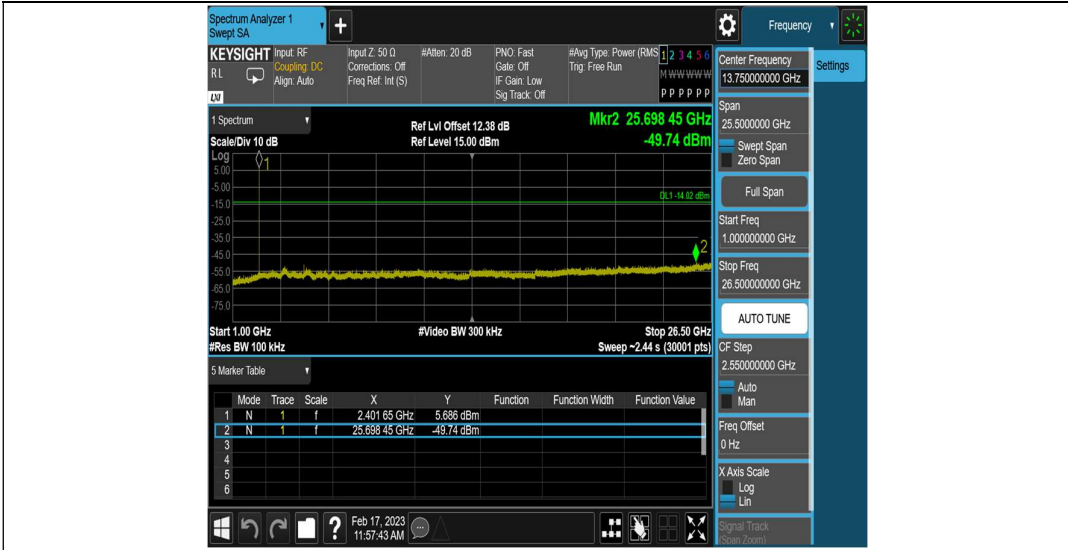
Appendix H: Conducted Spurious Emission

Test Result

TestMode	Antenna	Frequency[MHz]	FreqRange [MHz]	RefLevel [dBm]	Result [dBm]	Limit [dBm]	Verdict
DH5	Ant1	2402	Reference	5.98	5.98	---	PASS
			30~1000	5.98	-58.05	≤-14.02	PASS
			1000~26500	5.98	-49.74	≤-14.02	PASS
		2441	Reference	6.81	6.81	---	PASS
			30~1000	6.81	-41.86	≤-13.19	PASS
			1000~26500	6.81	-49.8	≤-13.19	PASS
		2480	Reference	6.61	6.61	---	PASS
			30~1000	6.61	-58.1	≤-13.39	PASS
			1000~26500	6.61	-49.26	≤-13.39	PASS
2DH5	Ant1	2402	Reference	5.96	5.96	---	PASS
			30~1000	5.96	-58.08	≤-14.04	PASS
			1000~26500	5.96	-49.44	≤-14.04	PASS
		2441	Reference	6.81	6.81	---	PASS
			30~1000	6.81	-57.15	≤-13.19	PASS
			1000~26500	6.81	-49.54	≤-13.19	PASS
		2480	Reference	6.55	6.55	---	PASS
			30~1000	6.55	-57.68	≤-13.45	PASS
			1000~26500	6.55	-49.67	≤-13.45	PASS
3DH5	Ant1	2402	Reference	5.95	5.95	---	PASS
			30~1000	5.95	-56.76	≤-14.05	PASS
			1000~26500	5.95	-49.3	≤-14.05	PASS
		2441	Reference	6.78	6.78	---	PASS
			30~1000	6.78	-57.64	≤-13.22	PASS
			1000~26500	6.78	-49.46	≤-13.22	PASS
		2480	Reference	6.55	6.55	---	PASS
			30~1000	6.55	-57.94	≤-13.45	PASS
			1000~26500	6.55	-49.7	≤-13.45	PASS

Test Graphs

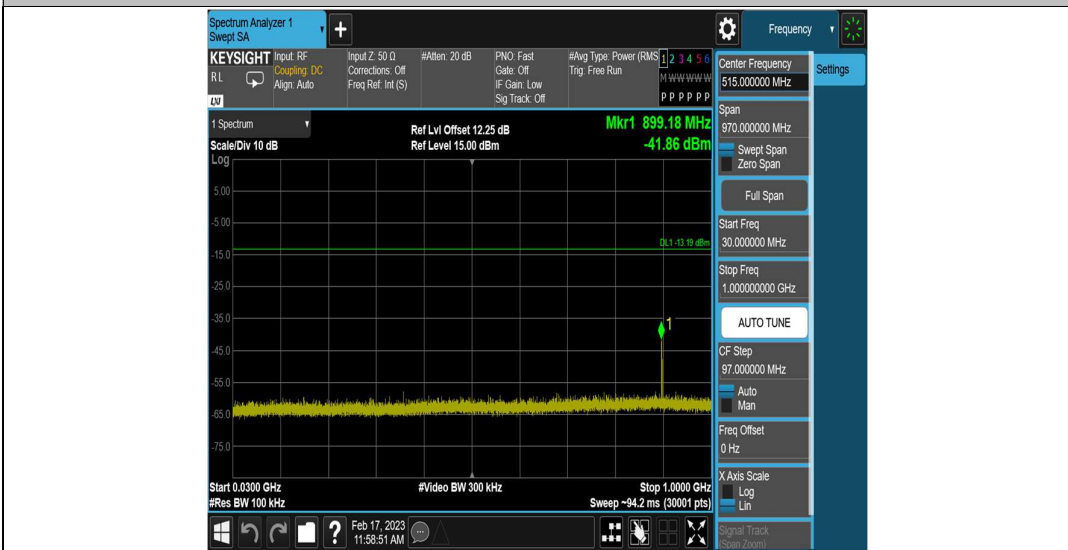




DH5_Ant1_2441_0~Reference



DH5_Ant1_2441_30~1000



DH5_Ant1_2441_1000~26500



DH5_Ant1_2480_0~Reference



DH5_Ant1_2480_30~1000



DH5_Ant1_2480_1000~26500



2DH5_Ant1_2402_0~Reference



2DH5_Ant1_2402_30~1000



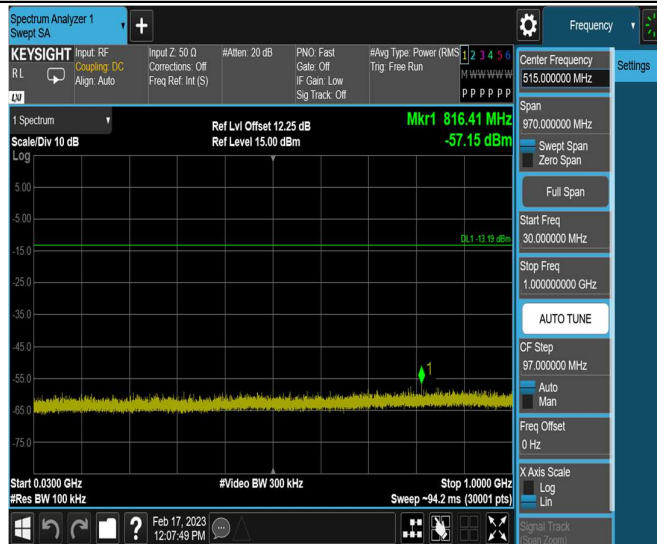
2DH5_Ant1_2402_1000~26500



2DH5_Ant1_2441_0~Reference



2DH5_Ant1_2441_30~1000



2DH5_Ant1_2441_1000~26500



2DH5_Ant1_2480_0~Reference



2DH5_Ant1_2480_30~1000



2DH5_Ant1_2480_1000~26500