


2.4G-2.48G PCB Antenna Report

SPECIFICATIONS	
Frequency (MHz)	2400-2480
Peak Gain (dBi)	2.499
Average Gain (dBi)	> -4
VSWR	< 3.2
Impedance (Ω)	50 Ω
Antenna Type	PCB
Polarization	Linear
Model	2.4G BT ANT
Manufacturer	JIANGXI XINGSHENGJIE CIRCUIT CO.,LTD Building 2, Fuxiang Industrial Park, West Xinfeng Industrial Park, Ganzhou City, Jiangxi Province

Test Environment:

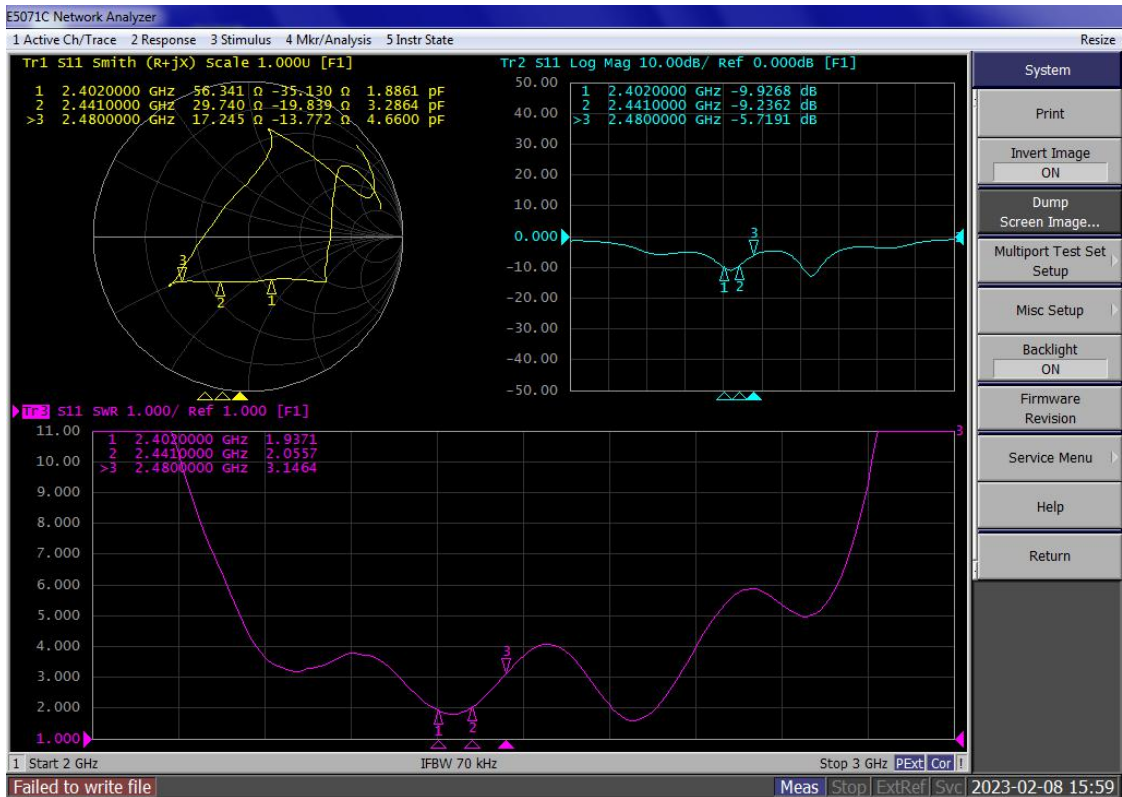


Antenna Photo



Antenna Passive S-Parameters

VSWR、Return Loss、Smith Chart

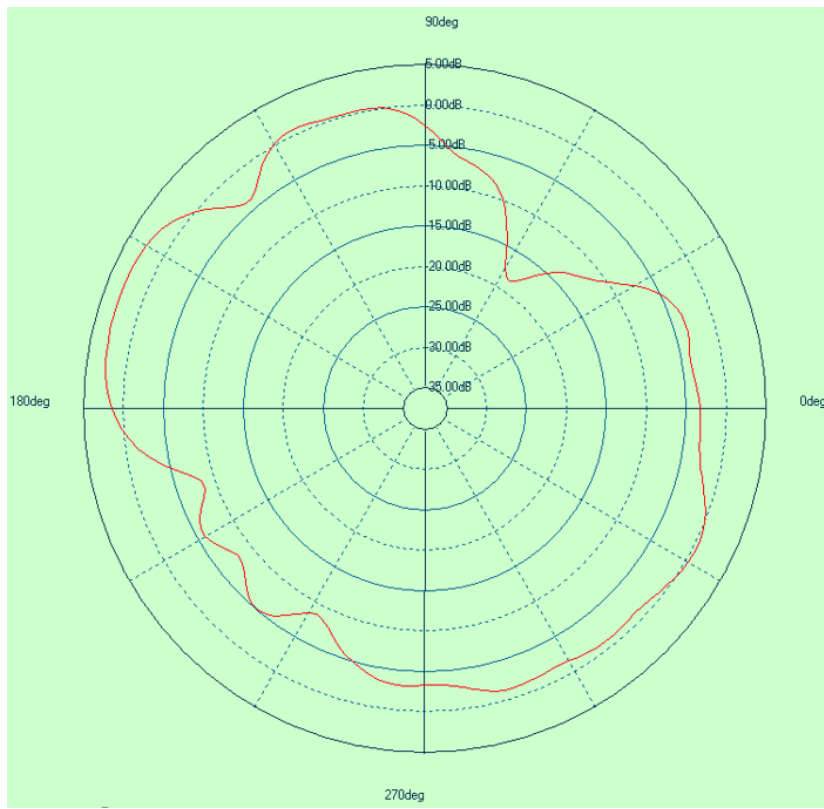


Antenna efficiency and gain

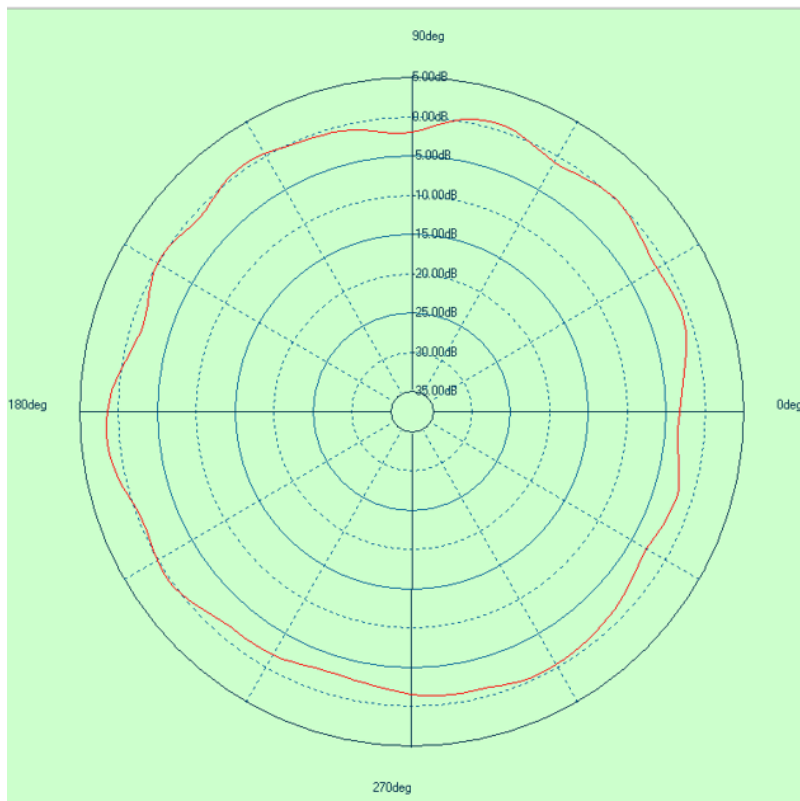
Frequency (MHz)	Gain (dBi)	Efficiency (%)	AverageGain (dBi)	Efficiency (dB)
2400	1.433	59.329%	-2.717	-2.267
2410	0.927	51.861%	-3.416	-2.852
2420	0.829	52.112%	-3.166	-2.831
2430	1.688	53.067%	-2.735	-2.752
2440	2.499	61.727%	-2.112	-2.095
2450	2.194	59.423%	-2.276	-2.260
2460	2.118	56.680%	-2.438	-2.466
2470	1.192	50.672%	-3.144	-2.952
2480	0.881	49.299%	-3.258	-3.072
Average	1.529	54.908%	-2.806	-2.616
Peak	2.499	61.727%	-2.112	-2.095

Antenna Pattern Picture

Y-Z 2440MHz



X-Z 2440MHz



X-Y 2440MHz

