

FCC Test Report

FCC ID : 2AKWYXBP202
Equipment : Digital Transmission System
Brand Name : DynaScan Technology Corp.
Model Name : XBP202
Applicant/
Manufacturer : DYNASCAN TECHNOLOGY CORP.
7F, 66 Huaya 1st Road, Guishan
Taoyuan 33383, Taiwan
Standard : 47 CFR FCC Part 15.247

The product was received on Jun. 04, 2019, and testing was started from Jun. 27, 2019 and completed on Jul. 12, 2019. We, SPORTON INTERNATIONAL INC. EMC & Wireless Communications Laboratory, would like to declare that the tested sample has been evaluated in accordance with the procedures given in ANSI C63.10-2013 and shown compliance with the applicable technical standards.

The report must not be used by the client to claim product certification, approval, or endorsement by TAF or any agency of government.

The test results in this variant report apply exclusively to the tested model / sample. Without written approval of SPORTON INTERNATIONAL INC. EMC & Wireless Communications Laboratory, the test report shall not be reproduced except in full.



Approved by: Allen Lin

SPORTON INTERNATIONAL INC. EMC & Wireless Communications Laboratory

No. 52, Huaya 1st Rd., Guishan Dist., Taoyuan City, Taiwan (R.O.C.)



Table of Contents

HISTORY OF THIS TEST REPORT3

SUMMARY OF TEST RESULT4

1 GENERAL DESCRIPTION5

1.1 Information.....5

1.2 Testing Applied Standards7

1.3 Testing Location Information7

1.4 Measurement Uncertainty7

2 TEST CONFIGURATION OF EUT.....8

2.1 The Worst Case Measurement Configuration.....8

2.2 Accessory and Support Equipment9

2.3 Test Setup Diagram10

3 TRANSMITTER TEST RESULT11

3.1 AC Power-line Conducted Emissions11

3.2 Emissions in Restricted Frequency Bands.....12

4 TEST EQUIPMENT AND CALIBRATION DATA15

APPENDIX A. TEST RESULTS OF AC POWER-LINE CONDUCTED EMISSIONS

APPENDIX B. TEST RESULTS OF DTS BANDWIDTH

APPENDIX C. TEST RESULTS OF MAXIMUM CONDUCTED OUTPUT POWER

APPENDIX D. TEST RESULTS OF POWER SPECTRAL DENSITY

APPENDIX E. TEST RESULTS OF EMISSIONS IN NON-RESTRICTED FREQUENCY BANDS

APPENDIX F. TEST RESULTS OF EMISSIONS IN RESTRICTED FREQUENCY BANDS

APPENDIX G. TEST PHOTOS

PHOTOGRAPHS OF EUT V02



History of this test report

Report No.	Version	Description	Issued Date
FR953011AC	01	Initial issue of report	Dec. 25, 2019
FR953011AC	02	Update Photographs of EUT and added Host information. This report is the latest version replacing for the report issued on Dec. 25, 2019	Dec. 26, 2019



Summary of Test Result

Report Clause	Ref. Std. Clause	Test Items	Result (PASS/FAIL)	Remark
1.1.2	15.203	Antenna Requirement	PASS	FCC 15.203
3.1	15.207	AC Power-line Conducted Emissions	PASS	FCC 15.207
3.2	15.247(d)	Emissions in Restricted Frequency Bands	PASS	Restricted Bands: FCC 15.209

Declaration of Conformity:

The test results with all measurement uncertainty excluded are presented in accordance with the regulation limits or requirements declared by manufacturers.

Comments and explanations:

None

Reviewed by: Ben Tseng

Report Producer: Kate Lo



1 General Description

1.1 Information

1.1.1 RF General Information

Frequency Range (MHz)	IEEE Std. 802.11	Ch. Frequency (MHz)	Channel Number
2400-2483.5	b, g, n (HT20)	2412-2462	1-11 [11]

Band	Mode	BWch (MHz)	Nant
2.4-2.4835GHz	802.11b	20	1TX
2.4-2.4835GHz	802.11g	20	1TX
2.4-2.4835GHz	802.11n HT20	20	1TX

Note:

- ♦ 11b mode uses a combination of DSSS-DBPSK, DQPSK, CCK modulation.
- ♦ 11g and HT20 use a combination of OFDM-BPSK, QPSK, 16QAM, 64QAM modulation.
- ♦ BWch is the nominal channel bandwidth.

1.1.2 Antenna Information

Ant.	Brand	Model Name	Antenna Type	Connector	Gain (dBi)
1	PSA	-	PCB	N/A	-0.29

For 2.4GHz function:

For IEEE 802.11 b/g/n mode (1TX/1RX)

Ant. 1 could transmit/receive simultaneously.

1.1.3 EUT Information

Operational Condition			
EUT Power Type	From Switching Power Supply		
EUT Function	<input checked="" type="checkbox"/> Point-to-multipoint	<input type="checkbox"/> Point-to-point	
Beamforming Function	<input type="checkbox"/> With beamforming	<input checked="" type="checkbox"/> Without beamforming	
Type of EUT			
<input type="checkbox"/> Stand-alone			
<input type="checkbox"/> Combined (EUT where the radio part is fully integrated within another device)			
	Combined Equipment - Brand Name / Model No.:	...	
<input checked="" type="checkbox"/> Plug-in radio (EUT intended for a variety of host systems)			
	Host System - Brand Name / Model No.:	DynaScan / 65701	
<input type="checkbox"/> Other:			



1.1.4 Table for Permissive Change

This product is an extension of original one reported under Sporton project number: FR882322AC

Below is the table for the change of the product with respect to the original one.

Modifications	Performance Checking
88 inch Host was added.	Emissions in Restricted Frequency Bands and AC Conducted Emissions were evaluated.



1.2 Testing Applied Standards

According to the specifications of the manufacturer, the EUT must comply with the requirements of the following standards:

- ♦ 47 CFR FCC Part 15
- ♦ ANSI C63.10-2013
- ♦ KDB 558074 D01 v05r02

1.3 Testing Location Information

Testing Location		
<input checked="" type="checkbox"/>	HWA YA	ADD : No. 52, Huaya 1st Rd., Guishan Dist., Taoyuan City, Taiwan (R.O.C.) TEL : 886-3-327-3456 FAX : 886-3-327-0973
Test site Designation No. TW1190 with FCC.		
<input type="checkbox"/>	JHUBEI	ADD : No.8, Ln. 724, Bo'ai St., Zhubei City, Hsinchu County, Taiwan (R.O.C.) TEL : 886-3-656-9065 FAX : 886-3-656-9085
Test site Designation No. TW0006 with FCC.		

Test Condition	Test Site No.	Test Engineer	Test Environment	Test Date
Radiated	03CH03-HY	Justin	19.5~24.9°C / 50.1~57.5%	27/Jun/2019
AC Conduction	CO04-HY	Jeff	21.2~23.2°C / 51.8~53.6%	12/Jul/2019

1.4 Measurement Uncertainty

ISO/IEC 17025 requires that an estimate of the measurement uncertainties associated with the emissions test results be included in the report. The measurement uncertainties given below are based on a 95% confidence level (based on a coverage factor (k=2))




Test Items	Uncertainty	Remark
Conducted Emission (150kHz ~ 30MHz)	3.54 dB	Confidence levels of 95%
Radiated Emission (9kHz ~ 30MHz)	1.6 dB	Confidence levels of 95%
Radiated Emission (30MHz ~ 1,000MHz)	4.3 dB	Confidence levels of 95%
Radiated Emission (1GHz ~ 18GHz)	3.9 dB	Confidence levels of 95%
Radiated Emission (18GHz ~ 40GHz)	3.5 dB	Confidence levels of 95%
Conducted Emission	1.3 dB	Confidence levels of 95%
Temperature	0.7 °C	Confidence levels of 95%
Humidity	4 %	Confidence levels of 95%

2 Test Configuration of EUT

2.1 The Worst Case Measurement Configuration

The Worst Case Mode for Following Conformance Tests	
Tests Item	AC power-line conducted emissions
Condition	AC power-line conducted measurement for line and neutral
Operating Mode	CTX
1	From Switching Power Supply

The Worst Case Mode for Following Conformance Tests	
Tests Item	DTS Bandwidth Maximum Conducted Output Power Power Spectral Density Emissions in Non-restricted Frequency Bands
Test Condition	Conducted measurement at transmit chains

The Worst Case Mode for Following Conformance Tests			
Tests Item	Emissions in Restricted Frequency Bands		
Test Condition	Radiated measurement If EUT consist of multiple antenna assembly (multiple antenna are used in EUT regardless of spatial multiplexing MIMO configuration), the radiated test should be performed with highest antenna gain of each antenna type.		
Operating Mode < 1GHz	CTX		
1	From Switching Power Supply		
Operating Mode > 1GHz	CTX		
Orthogonal Planes of EUT	X Plane	Y Plane	Z Plane
			
Worst Planes of EUT		V	



2.2 Accessory and Support Equipment

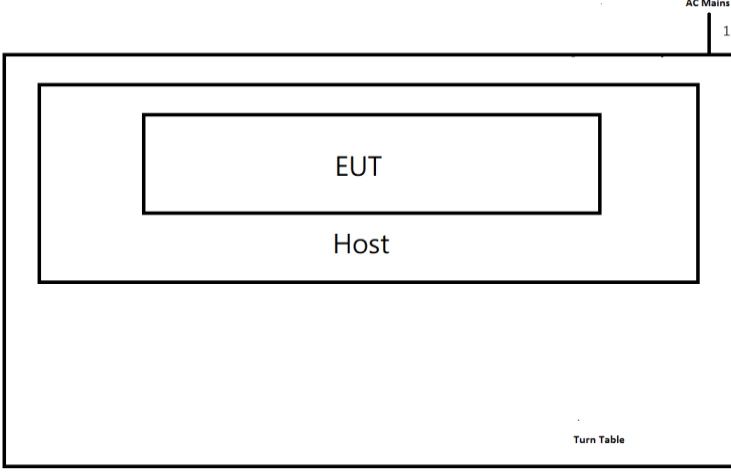
Accessory				
Remote Control	Brand Name	DynaScan	Model Name	JX-9060

Reminder: Regarding to more detail and other information, please refer to user manual.

Support Equipment – AC Conduction and Radiated Emission				
No.	Equipment	Brand Name	Model Name	FCC ID
1	Host	DynaScan	65701	-

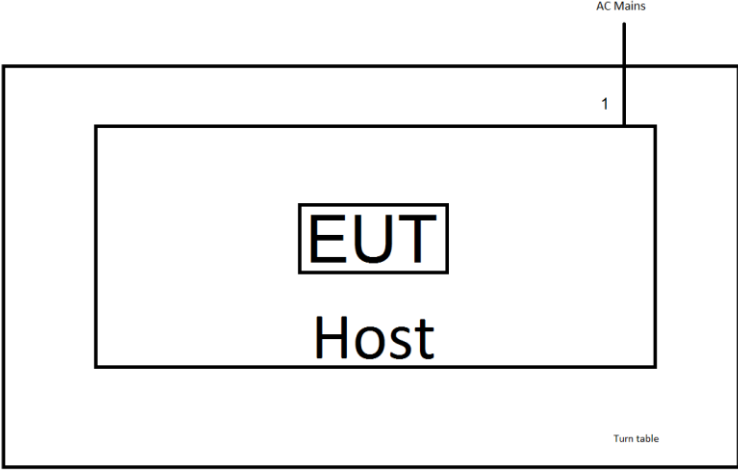
2.3 Test Setup Diagram

Test Setup Diagram – AC Line Conducted Emission Test



Item	Connection	Shielded	Length(m)	Remark
1	AC Power line	No	4.0	-

Test Setup Diagram - Radiated Test



Item	Connection	Shielded	Length(m)	Remark
1	AC Power line	No	1.85	-

3 Transmitter Test Result

3.1 AC Power-line Conducted Emissions

3.1.1 AC Power-line Conducted Emissions Limit

AC Power-line Conducted Emissions Limit		
Frequency Emission (MHz)	Quasi-Peak	Average
0.15-0.5	66 - 56 *	56 - 46 *
0.5-5	56	46
5-30	60	50

Note 1: * Decreases with the logarithm of the frequency.

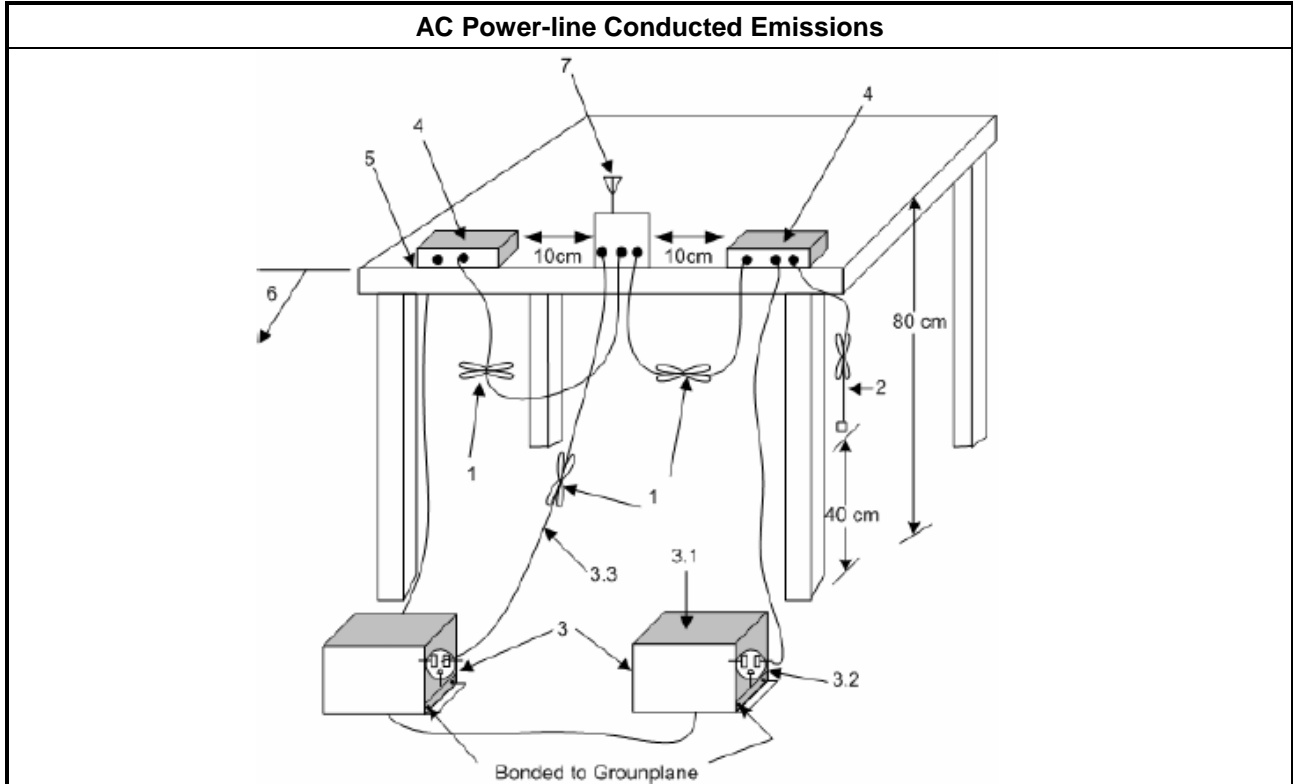
3.1.2 Measuring Instruments

Refer a test equipment and calibration data table in this test report.

3.1.3 Test Procedures

Test Method
<input checked="" type="checkbox"/> Refer as ANSI C63.10-2013, clause 6.2 for AC power-line conducted emissions.

3.1.4 Test Setup



3.1.5 Test Result of AC Power-line Conducted Emissions

Refer as Appendix A



3.2 Emissions in Restricted Frequency Bands

3.2.1 Emissions in Restricted Frequency Bands Limit

Restricted Band Emissions Limit			
Frequency Range (MHz)	Field Strength (uV/m)	Field Strength (dBuV/m)	Measure Distance (m)
0.009~0.490	2400/F(kHz)	48.5 - 13.8	300
0.490~1.705	24000/F(kHz)	33.8 - 23	30
1.705~30.0	30	29	30
30~88	100	40	3
88~216	150	43.5	3
216~960	200	46	3
Above 960	500	54	3

Note 1: Test distance for frequencies at or above 30 MHz, measurements may be performed at a distance other than the limit distance provided they are not performed in the near field and the emissions to be measured can be detected by the measurement equipment. When performing measurements at a distance other than that specified, the results shall be extrapolated to the specified distance using an extrapolation factor of 20 dB/decade (inverse of linear distance for field-strength measurements, inverse of linear distance-squared for power-density measurements).

Note 2: Test distance for frequencies at below 30 MHz, measurements may be performed at a distance closer than the EUT limit distance; however, an attempt should be made to avoid making measurements in the near field. When performing measurements below 30 MHz at a closer distance than the limit distance, the results shall be extrapolated to the specified distance by either making measurements at a minimum of two or more distances on at least one radial to determine the proper extrapolation factor or by using the square of an inverse linear distance extrapolation factor (40 dB/decade). The test report shall specify the extrapolation method used to determine compliance of the EUT.

Note 3: Using the distance of 1m during the test for above 18 GHz, and the test value to correct for the distance factor at 3m.

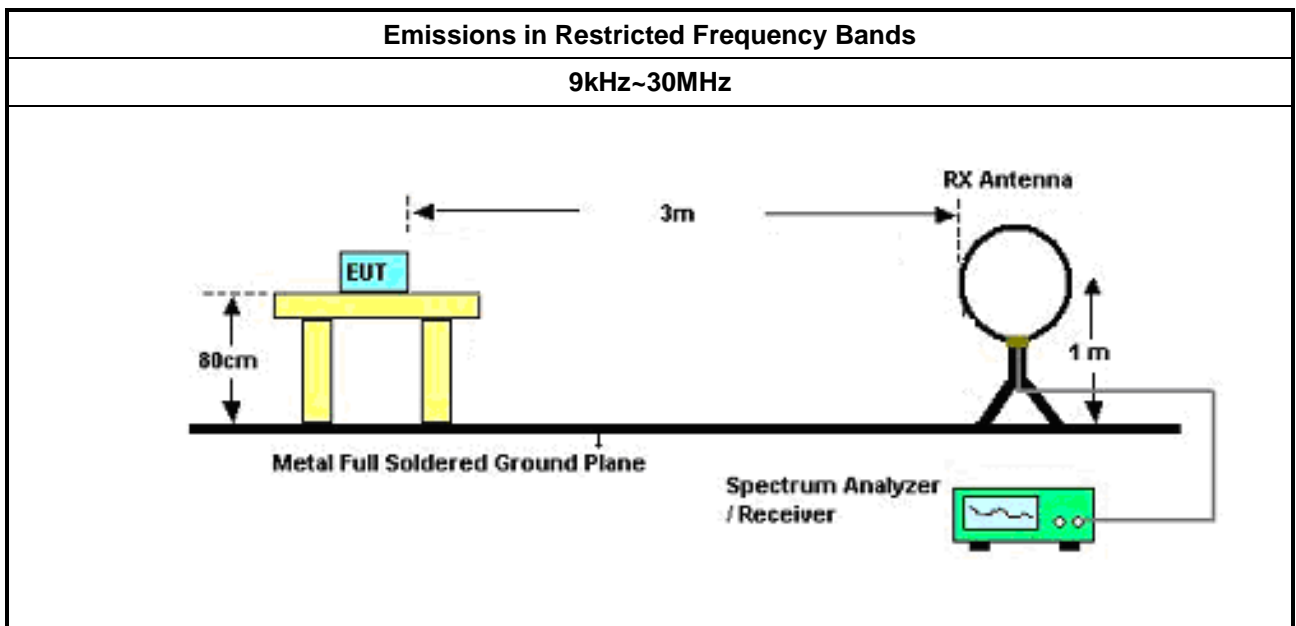
3.2.2 Measuring Instruments

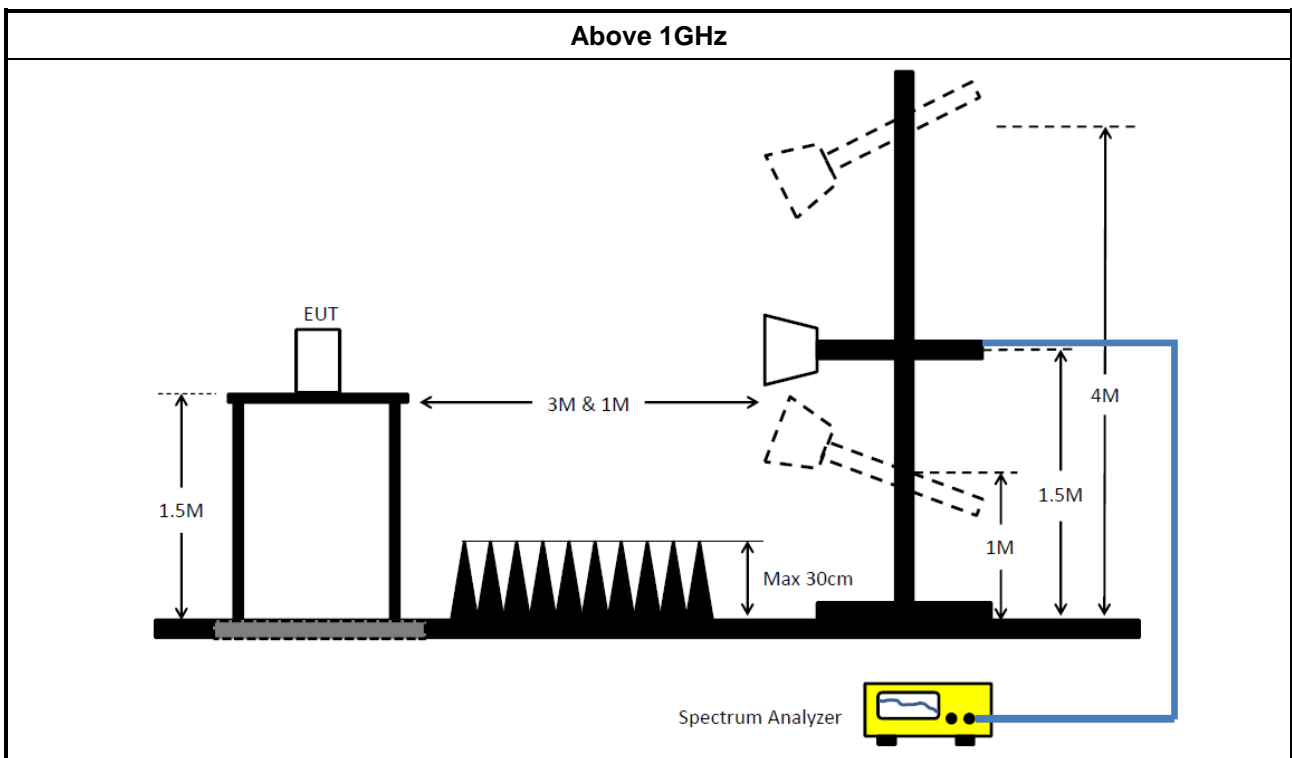
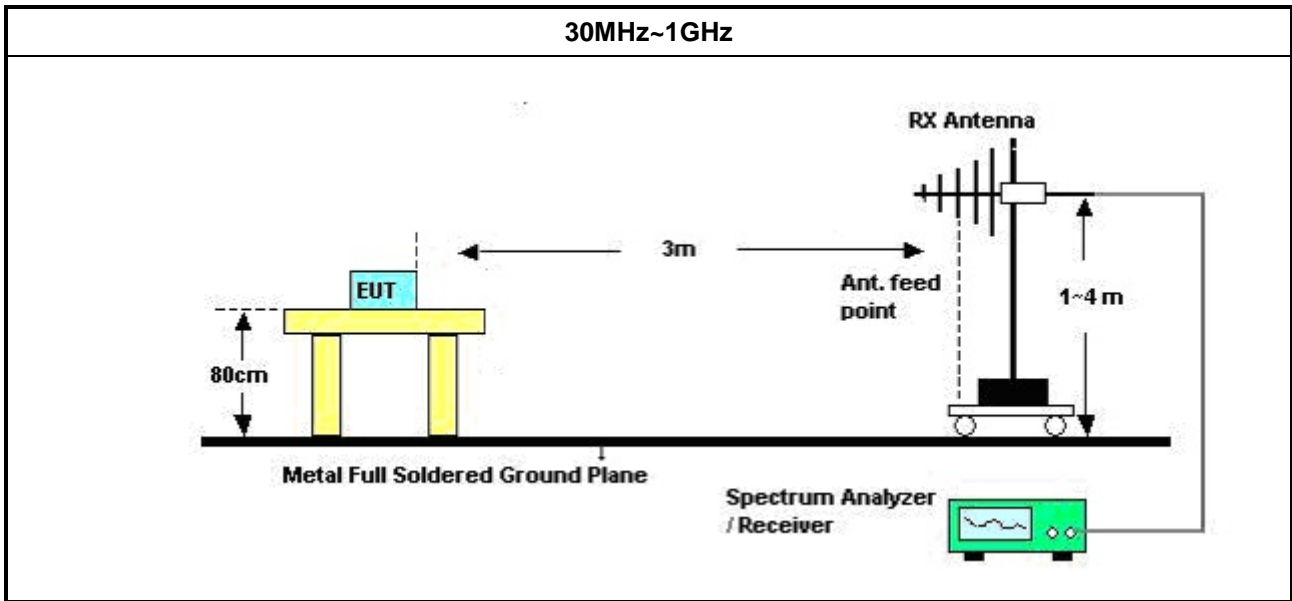
Refer a test equipment and calibration data table in this test report.

3.2.3 Test Procedures

Test Method	
	<ul style="list-style-type: none"> The average emission levels shall be measured in [duty cycle \geq 98 or duty factor].
	<ul style="list-style-type: none"> Refer as ANSI C63.10, clause 6.10.3 band-edge testing shall be performed at the lowest frequency channel and highest frequency channel within the allowed operating band.
	<ul style="list-style-type: none"> For the transmitter unwanted emissions shall be measured using following options below:
	<ul style="list-style-type: none"> Refer as KDB 558074, clause 8.6 (11.12 of ANSI C63.10) for restricted frequency bands.
	<ul style="list-style-type: none"> For the transmitter band-edge emissions shall be measured using following options below:
	<ul style="list-style-type: none"> Refer as KDB 558074 clause 8.7.1, When the performing peak or average radiated measurements, emissions within 2 MHz of the authorized band edge may be measured using the marker-delta method described below.
	<ul style="list-style-type: none"> Refer as KDB 558074, clause 8.7.2 (6.10.6 of ANSI C63.10) for marker-delta method for band-edge measurements.
	<ul style="list-style-type: none"> Refer as KDB 558074, clause 8.7.3 for narrower resolution bandwidth (100kHz) using the band power and summing the spectral levels.
	<ul style="list-style-type: none"> Use the following spectrum analyzer settings:
	<ul style="list-style-type: none"> Set RBW=100 kHz for $f < 1$ GHz; VBW=3 * RBW; Sweep = auto; Detector function = peak; Trace = max hold.
	<ul style="list-style-type: none"> Set RBW = 1 MHz, VBW= 3MHz for $f \geq 1$ GHz for peak measurement. For average measurement, refer as 1.1.4.

3.2.4 Test Setup





3.2.5 Test Result of Emissions in Restricted Frequency Bands (Below 30MHz)

The amplitude of spurious emissions which are attenuated by more than 20dB below the permissible value has no need to be reported.

3.2.6 Test Result of Emissions in Restricted Frequency Bands

Refer as Appendix B



4 Test Equipment and Calibration Data

Instrument for AC Conduction

Instrument	Manufacturer	Model No.	Serial No.	Spec.	Calibration Date	Calibration Due Date
EMC Receiver	R&S	ESR3	102052	9kHz~3.6GHz	09/Apr/2019	08/Apr/2020
LISN	R&S	ENV216	101295	9kHz~30MHz	08/Nov/2018	07/Nov/2019
RF Cable-CON	MTJ	RG142	CB002-CO	9kHz~200MHz	17/Sep/2018	16/Sep/2019
AC POWER	APC	AFC-11005G	F310050055	47Hz~63Hz 5~300V	NCR	NCR
Impuls Begrenzer Pulse Limiter	SCHWARZBECK	VTSD 9561-F	9561-F041	9kHz~30 MHz	12/Oct/2018	11/Oct/2019

NCR : Non-Calibration Require

Instrument for Radiated Test

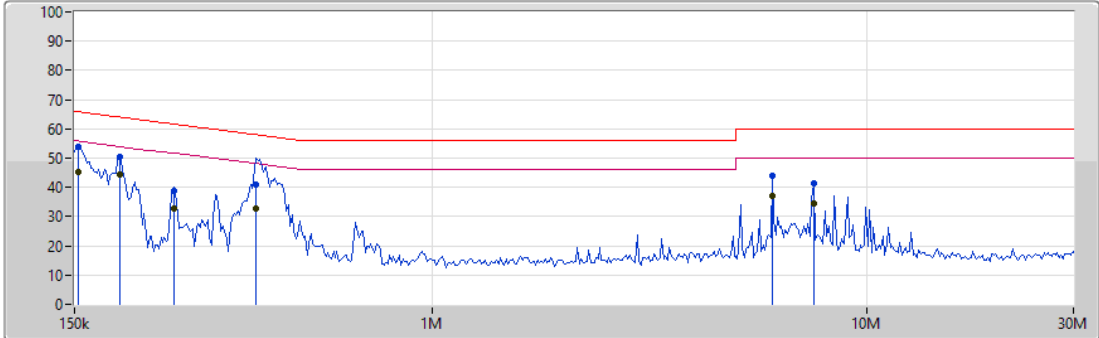
Instrument	Manufacturer	Model No.	Serial No.	Spec.	Calibration Date	Calibration Due Date
3m Semi Anechoic Chamber	SIDT FRANKONIA	SAC-3M	03CH03-HY	30MHz~1GHz 3m	30/Oct/2018	29/Oct/2019
3m Semi Anechoic Chamber	SIDT FRANKONIA	SAC-3M	03CH03-HY	1GHz~18GHz 3m	30/Oct/2018	29/Oct/2019
Amplifier	HP	8447D	2944A08033	10kHz~1.3GHz	22/Apr/2019	21/Apr/2020
EMI Test Receiver	R&S	ESR3	102052	9kHz~3.6GHz	09/Apr/2019	08/Apr/2020
Bilog Antenna with 5dB Pad	ETS	3142B & MTJ6102-05	00022055	26 MHz~3 GHz	19/Nov/2018	18/Nov/2019
Microwave System Preampifier	KEYSIGHT	83017A	MY53270196	1GHz~26.5GHz	05/Sep/2018	04/Sep/2019
Signal Analyzer	R&S	FSV40	101500	10Hz~40GHz	18/Jul/2018	17/Jul/2019
RF Cable-R03m	Jye Bao	RG142	CB021	9kHz~1GHz	22/Mar/2019	21/Mar/2020
RF CABLE 6m	HUBER+SUHNER	SUOFLEX 104	SN 805801/4	1GHz~40GHz	21/Mar/2019	20/Mar/2020
RF CABLE 7m	HUBER+SUHNER	SUOFLEX 104	SN 805805/4	1GHz~40GHz	01/May/2019	30/Apr/2020
Broadband Horn Antenna	SCHWARZBECK	BBHA 9170	BBHA 9170154	18GHz~40GHz	22/Mar/2019	21/Mar/2020
Double Ridged Guide Horn Antenna	SCHWARZBECK	BBHA 9120 D	BBHA 9120 D 1531	1GHz~18GHz	09/Mar/ 2019	08/Mar/2020
Preampifier	MITEQ	TTA1840-35-HG	1864481	18GHz~40GHz	24/Aug/2018	23/Aug/2019



AC Power-line Conducted Emissions Result

Operating Mode	1	Power Phase	Neutral
Operating Function	Switching Power Supply mode		

12/07/2019



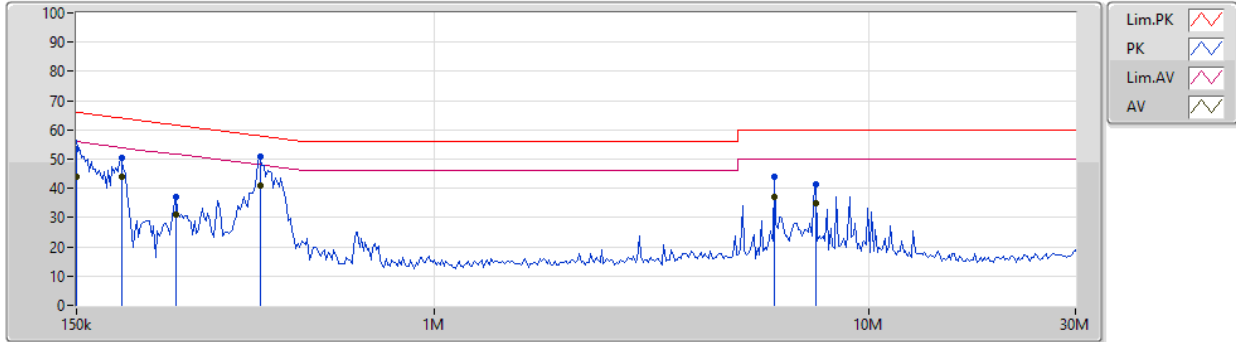
Type	Freq (Hz)	Level (dBuV)	Limit (dBuV)	Margin (dB)	Factor (dB)	Condition	Comment	Raw (dBuV)	LISN (dB)	CL (dB)	AT (dB)
QP	153.015k	53.75	65.83	-12.08	19.48	Neutral	-	34.27	9.60	0.01	9.87
AV	153.015k	45.24	55.83	-10.59	19.48	Neutral	-	25.76	9.60	0.01	9.87
QP	190.46k	50.43	64.01	-13.58	19.47	Neutral	-	30.96	9.59	0.01	9.87
AV	190.46k	44.58	54.01	-9.43	19.47	Neutral	"Worst"	25.11	9.59	0.01	9.87
QP	254.17k	38.71	61.62	-22.91	19.47	Neutral	-	19.24	9.59	0.01	9.87
AV	254.17k	32.74	51.62	-18.88	19.47	Neutral	-	13.27	9.59	0.01	9.87
QP	393.79k	41.06	57.99	-16.93	19.48	Neutral	-	21.58	9.59	0.01	9.88
AV	393.79k	32.78	47.99	-15.21	19.48	Neutral	-	13.30	9.59	0.01	9.88
QP	6.076M	43.83	60.00	-16.17	19.59	Neutral	-	24.24	9.64	0.06	9.89
AV	6.076M	37.10	50.00	-12.90	19.59	Neutral	-	17.51	9.64	0.06	9.89
QP	7.563M	41.18	60.00	-18.82	19.60	Neutral	-	21.58	9.65	0.06	9.89
AV	7.563M	34.64	50.00	-15.36	19.60	Neutral	-	15.04	9.65	0.06	9.89



AC Power-line Conducted Emissions Result

Operating Mode	1	Power Phase	Line
Operating Function	Switching Power Supply mode		

12/07/2019



Type	Freq (Hz)	Level (dBuV)	Limit (dBuV)	Margin (dB)	Factor (dB)	Condition	Comment	Raw (dBuV)	LISN (dB)	CL (dB)	AT (dB)
QP	150k	53.60	66.00	-12.40	19.48	Line	-	34.12	9.60	0.01	9.87
AV	150k	43.78	56.00	-12.22	19.48	Line	-	24.30	9.60	0.01	9.87
QP	190.46k	50.58	64.01	-13.43	19.48	Line	-	31.10	9.60	0.01	9.87
AV	190.46k	43.88	54.01	-10.13	19.48	Line	-	24.40	9.60	0.01	9.87
QP	254.17k	37.08	61.62	-24.54	19.48	Line	-	17.60	9.60	0.01	9.87
AV	254.17k	30.85	51.62	-20.77	19.48	Line	-	11.37	9.60	0.01	9.87
QP	397.728k	50.70	57.89	-7.19	19.48	Line	-	31.22	9.59	0.01	9.88
AV	397.728k	40.95	47.89	-6.94	19.48	Line	"Worst"	21.47	9.59	0.01	9.88
QP	6.076M	43.95	60.00	-16.05	19.60	Line	-	24.35	9.65	0.06	9.89
AV	6.076M	37.25	50.00	-12.75	19.60	Line	-	17.65	9.65	0.06	9.89
QP	7.563M	41.28	60.00	-18.72	19.61	Line	-	21.67	9.66	0.06	9.89
AV	7.563M	34.75	50.00	-15.25	19.61	Line	-	15.14	9.66	0.06	9.89



Summary

Mode	Result	Type	Freq (Hz)	Level (dBuV/m)	Limit (dBuV/m)	Margin (dB)	Factor (dB)	Dist (m)	Condition	Azimuth (°)	Height (m)	Comments
2.4-2.4835GHz	-	-	-	-	-	-	-	-	-	-	-	-
802.11n HT20_Nss1,(MCS0)_1TX	Pass	PK	350.1M	41.29	46.00	-4.71	-4.51	3	Vertical	360	1.00	-



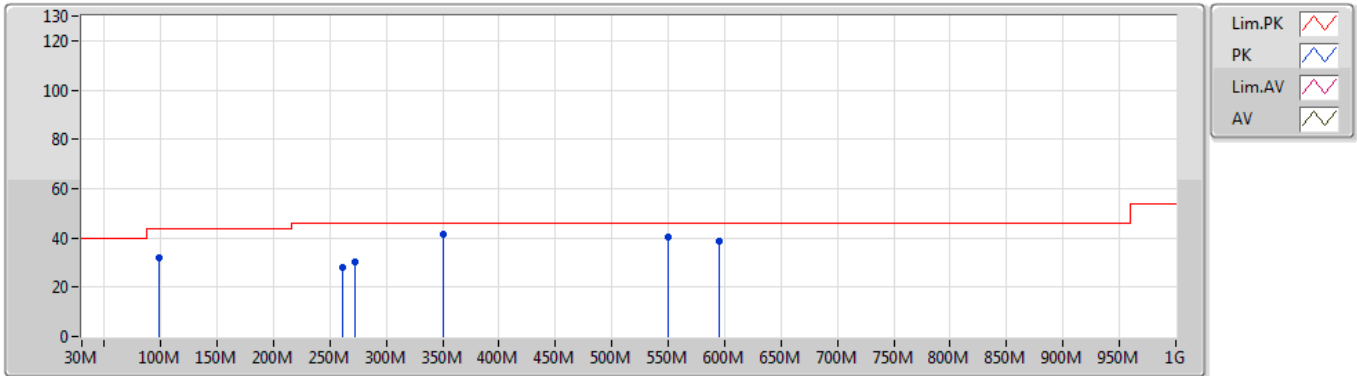
Result

Mode	Result	Type	Freq (Hz)	Level (dBuV/m)	Limit (dBuV/m)	Margin (dB)	Factor (dB)	Dist (m)	Condition	Azimuth (°)	Height (m)	Comments
802.11n HT20_Nss1,(MCS0)_1TX	-	-	-	-	-	-	-	-	-	-	-	-
2437MHz_Switching Power Supply	Pass	PK	97.9M	32.14	43.50	-11.36	-10.20	3	Vertical	360	1.00	-
2437MHz_Switching Power Supply	Pass	PK	260.86M	27.94	46.00	-18.06	-5.57	3	Vertical	360	1.00	-
2437MHz_Switching Power Supply	Pass	PK	272.5M	30.49	46.00	-15.51	-6.13	3	Vertical	360	1.00	-
2437MHz_Switching Power Supply	Pass	PK	350.1M	41.29	46.00	-4.71	-4.51	3	Vertical	360	1.00	-
2437MHz_Switching Power Supply	Pass	PK	549.92M	40.27	46.00	-5.73	-0.13	3	Vertical	360	1.00	-
2437MHz_Switching Power Supply	Pass	PK	594.54M	38.86	46.00	-7.14	-0.17	3	Vertical	360	1.00	-
2437MHz_Switching Power Supply	Pass	PK	97.9M	29.56	43.50	-13.94	-10.20	3	Horizontal	0	1.00	-
2437MHz_Switching Power Supply	Pass	PK	148.34M	24.56	43.50	-18.94	-9.61	3	Horizontal	0	1.00	-
2437MHz_Switching Power Supply	Pass	PK	262.8M	24.55	46.00	-21.45	-5.69	3	Horizontal	0	1.00	-
2437MHz_Switching Power Supply	Pass	PK	402.48M	34.53	46.00	-11.47	-3.10	3	Horizontal	0	1.00	-
2437MHz_Switching Power Supply	Pass	PK	549.92M	37.14	46.00	-8.86	-0.13	3	Horizontal	0	1.00	-
2437MHz_Switching Power Supply	Pass	PK	625.58M	33.28	46.00	-12.72	0.46	3	Horizontal	0	1.00	-

802.11n HT20_Nss1,(MCS0)_1TX

27/06/2019

2437MHz_Switching Power Supply

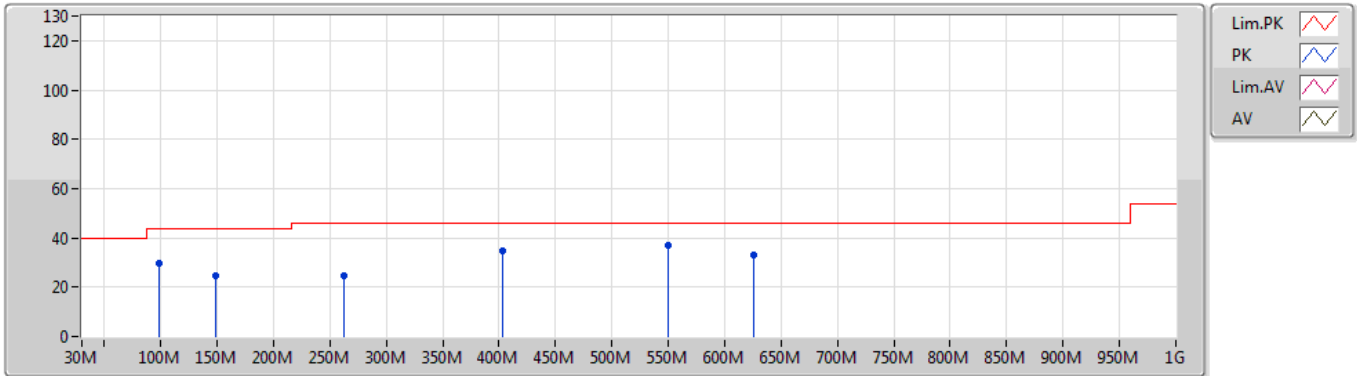


Type	Freq (Hz)	Level (dBuV/m)	Limit (dBuV/m)	Margin (dB)	Factor (dB)	Dist (m)	Condition	Azimuth (°)	Height (m)	Comment	Raw (dBuV)	AF (dB)	CL (dB)	PA (dB)
PK	97.9M	32.14	43.50	-11.36	-10.20	3	Vertical	360	1.00	-	42.34	15.67	1.50	27.37
PK	260.86M	27.94	46.00	-18.06	-5.57	3	Vertical	360	1.00	-	33.51	18.63	2.54	26.74
PK	272.5M	30.49	46.00	-15.51	-6.13	3	Vertical	360	1.00	-	36.62	17.98	2.60	26.71
PK	350.1M	41.29	46.00	-4.71	-4.51	3	Vertical	360	1.00	-	45.80	19.48	2.97	26.96
PK	549.92M	40.27	46.00	-5.73	-0.13	3	Vertical	360	1.00	-	40.40	23.98	3.77	27.88
PK	594.54M	38.86	46.00	-7.14	-0.17	3	Vertical	360	1.00	-	39.03	23.72	4.05	27.94

802.11n HT20_Nss1,(MCS0)_1TX

27/06/2019

2437MHz_Switching Power Supply



Type	Freq (Hz)	Level (dBuV/m)	Limit (dBuV/m)	Margin (dB)	Factor (dB)	Dist (m)	Condition	Azimuth (°)	Height (m)	Comment	Raw (dBuV)	AF (dB)	CL (dB)	PA (dB)
PK	97.9M	29.56	43.50	-13.94	-10.20	3	Horizontal	0	1.00	-	39.76	15.67	1.50	27.37
PK	148.34M	24.56	43.50	-18.94	-9.61	3	Horizontal	0	1.00	-	34.17	15.65	1.88	27.14
PK	262.8M	24.55	46.00	-21.45	-5.69	3	Horizontal	0	1.00	-	30.24	18.49	2.55	26.73
PK	402.48M	34.53	46.00	-11.47	-3.10	3	Horizontal	0	1.00	-	37.63	21.00	3.19	27.29
PK	549.92M	37.14	46.00	-8.86	-0.13	3	Horizontal	0	1.00	-	37.27	23.98	3.77	27.88
PK	625.58M	33.28	46.00	-12.72	0.46	3	Horizontal	0	1.00	-	32.82	24.26	4.13	27.93



Summary

Mode	Result	Type	Freq (Hz)	Level (dBuV/m)	Limit (dBuV/m)	Margin (dB)	Factor (dB)	Dist (m)	Condition	Azimuth (°)	Height (m)	Comments
2.4-2.4835GHz	-	-	-	-	-	-	-	-	-	-	-	-
802.11b_Nss1,(1Mbps)_1TX	Pass	AV	2.39G	53.98	54.00	-0.02	31.54	3	Horizontal	346	2.20	-
802.11g_Nss1,(6Mbps)_1TX	Pass	AV	2.4835G	53.93	54.00	-0.07	31.41	3	Horizontal	145	1.29	-
802.11n HT20_Nss1,(MCS0)_1TX	Pass	AV	2.4835G	53.94	54.00	-0.06	31.41	3	Horizontal	144	1.30	-



Result

Mode	Result	Type	Freq (Hz)	Level (dBuV/m)	Limit (dBuV/m)	Margin (dB)	Factor (dB)	Dist (m)	Condition	Azimuth (°)	Height (m)	Comments
802.11b_Nss1,(1Mbps)_1TX	-	-	-	-	-	-	-	-	-	-	-	-
2412MHz_TX	Pass	AV	2.3862G	50.12	54.00	-3.88	31.55	3	Vertical	86	1.35	-
2412MHz_TX	Pass	AV	2.4112G	94.99	Inf	-Inf	31.50	3	Vertical	86	1.35	-
2412MHz_TX	Pass	PK	2.3868G	60.89	74.00	-13.11	31.54	3	Vertical	86	1.35	-
2412MHz_TX	Pass	PK	2.4116G	97.13	Inf	-Inf	31.50	3	Vertical	86	1.35	-
2412MHz_TX	Pass	AV	2.3852G	53.57	54.00	-0.43	31.55	3	Horizontal	142	1.15	-
2412MHz_TX	Pass	AV	2.4112G	102.50	Inf	-Inf	31.50	3	Horizontal	142	1.15	-
2412MHz_TX	Pass	PK	2.3864G	61.83	74.00	-12.17	31.54	3	Horizontal	142	1.15	-
2412MHz_TX	Pass	PK	2.4112G	104.28	Inf	-Inf	31.50	3	Horizontal	142	1.15	-
2412MHz_TX	Pass	AV	4.824G	31.69	54.00	-22.31	2.79	3	Vertical	133	1.77	-
2412MHz_TX	Pass	PK	4.81458G	42.27	74.00	-31.73	2.78	3	Vertical	133	1.77	-
2412MHz_TX	Pass	AV	4.82394G	35.51	54.00	-18.49	2.79	3	Horizontal	110	1.50	-
2412MHz_TX	Pass	PK	4.82394G	43.55	74.00	-30.45	2.79	3	Horizontal	110	1.50	-
2417MHz_TX	Pass	AV	2.39G	48.85	54.00	-5.15	31.54	3	Vertical	92	1.02	-
2417MHz_TX	Pass	AV	2.4162G	92.88	Inf	-Inf	31.49	3	Vertical	92	1.02	-
2417MHz_TX	Pass	PK	2.3742G	59.25	74.00	-14.75	31.58	3	Vertical	92	1.02	-
2417MHz_TX	Pass	PK	2.416G	94.86	Inf	-Inf	31.49	3	Vertical	92	1.02	-
2417MHz_TX	Pass	AV	2.39G	53.98	54.00	-0.02	31.54	3	Horizontal	346	2.20	-
2417MHz_TX	Pass	AV	2.4162G	101.49	Inf	-Inf	31.49	3	Horizontal	346	2.20	-
2417MHz_TX	Pass	PK	2.389G	61.71	74.00	-12.29	31.54	3	Horizontal	346	2.20	-
2417MHz_TX	Pass	PK	2.4162G	103.45	Inf	-Inf	31.49	3	Horizontal	346	2.20	-
2437MHz_TX	Pass	AV	2.3858G	47.28	54.00	-6.72	31.55	3	Vertical	235	1.17	-
2437MHz_TX	Pass	AV	2.4378G	95.41	Inf	-Inf	31.46	3	Vertical	235	1.17	-
2437MHz_TX	Pass	AV	2.4842G	47.35	54.00	-6.65	31.42	3	Vertical	235	1.17	-
2437MHz_TX	Pass	PK	2.3806G	58.83	74.00	-15.17	31.57	3	Vertical	235	1.17	-
2437MHz_TX	Pass	PK	2.4366G	97.44	Inf	-Inf	31.47	3	Vertical	235	1.17	-
2437MHz_TX	Pass	PK	2.4942G	59.17	74.00	-14.83	31.40	3	Vertical	235	1.17	-
2437MHz_TX	Pass	AV	2.3882G	48.10	54.00	-5.90	31.54	3	Horizontal	144	1.23	-
2437MHz_TX	Pass	AV	2.4362G	102.28	Inf	-Inf	31.47	3	Horizontal	144	1.23	-
2437MHz_TX	Pass	AV	2.499G	48.19	54.00	-5.81	31.40	3	Horizontal	144	1.23	-
2437MHz_TX	Pass	PK	2.3542G	58.73	74.00	-15.27	31.64	3	Horizontal	144	1.23	-
2437MHz_TX	Pass	PK	2.4362G	104.25	Inf	-Inf	31.47	3	Horizontal	144	1.23	-
2437MHz_TX	Pass	PK	2.4974G	59.25	74.00	-14.75	31.41	3	Horizontal	144	1.23	-
2437MHz_TX	Pass	AV	4.88822G	29.68	54.00	-24.32	2.91	3	Vertical	179	2.25	-
2437MHz_TX	Pass	AV	7.30158G	35.69	54.00	-18.31	9.43	3	Vertical	62	1.82	-
2437MHz_TX	Pass	PK	4.88186G	42.30	74.00	-31.70	2.89	3	Vertical	179	2.25	-
2437MHz_TX	Pass	PK	7.3212G	47.94	74.00	-26.06	9.36	3	Vertical	62	1.82	-
2437MHz_TX	Pass	AV	4.874G	35.19	54.00	-18.81	2.88	3	Horizontal	113	1.54	-
2437MHz_TX	Pass	AV	7.31004G	40.03	54.00	-13.97	9.40	3	Horizontal	104	1.40	-
2437MHz_TX	Pass	PK	4.87388G	43.25	74.00	-30.75	2.88	3	Horizontal	113	1.54	-
2437MHz_TX	Pass	PK	7.3119G	50.25	74.00	-23.75	9.40	3	Horizontal	104	1.40	-
2457MHz_TX	Pass	AV	2.4562G	95.78	Inf	-Inf	31.45	3	Vertical	235	1.17	-
2457MHz_TX	Pass	AV	2.4836G	49.22	54.00	-4.78	31.41	3	Vertical	235	1.17	-
2457MHz_TX	Pass	PK	2.4562G	97.78	Inf	-Inf	31.45	3	Vertical	235	1.17	-
2457MHz_TX	Pass	PK	2.4874G	59.61	74.00	-14.39	31.42	3	Vertical	235	1.17	-
2457MHz_TX	Pass	AV	2.4562G	102.95	Inf	-Inf	31.45	3	Horizontal	143	1.33	-
2457MHz_TX	Pass	AV	2.484G	52.58	54.00	-1.42	31.41	3	Horizontal	143	1.33	-
2457MHz_TX	Pass	PK	2.456G	104.72	Inf	-Inf	31.45	3	Horizontal	143	1.33	-



Mode	Result	Type	Freq (Hz)	Level (dBuV/m)	Limit (dBuV/m)	Margin (dB)	Factor (dB)	Dist (m)	Condition	Azimuth (°)	Height (m)	Comments
2457MHz_TX	Pass	PK	2.4835G	60.89	74.00	-13.11	31.41	3	Horizontal	143	1.33	-
2462MHz_TX	Pass	AV	2.4612G	95.67	Inf	-Inf	31.44	3	Vertical	236	1.07	-
2462MHz_TX	Pass	AV	2.4872G	48.98	54.00	-5.02	31.42	3	Vertical	236	1.07	-
2462MHz_TX	Pass	PK	2.461G	97.66	Inf	-Inf	31.44	3	Vertical	236	1.07	-
2462MHz_TX	Pass	PK	2.4926G	59.46	74.00	-14.54	31.40	3	Vertical	236	1.07	-
2462MHz_TX	Pass	AV	2.4612G	103.15	Inf	-Inf	31.44	3	Horizontal	145	1.31	-
2462MHz_TX	Pass	AV	2.4874G	53.07	54.00	-0.93	31.42	3	Horizontal	145	1.31	-
2462MHz_TX	Pass	PK	2.4612G	104.90	Inf	-Inf	31.44	3	Horizontal	145	1.31	-
2462MHz_TX	Pass	PK	2.489G	61.13	74.00	-12.87	31.41	3	Horizontal	145	1.31	-
2462MHz_TX	Pass	AV	4.93846G	30.06	54.00	-23.94	3.08	3	Vertical	35	2.32	-
2462MHz_TX	Pass	AV	7.37112G	35.22	54.00	-18.78	9.21	3	Vertical	76	1.10	-
2462MHz_TX	Pass	PK	4.92994G	43.27	74.00	-30.73	3.04	3	Vertical	35	2.32	-
2462MHz_TX	Pass	PK	7.38138G	48.45	74.00	-25.55	9.17	3	Vertical	76	1.10	-
2462MHz_TX	Pass	AV	4.92394G	33.25	54.00	-20.75	3.02	3	Horizontal	212	2.05	-
2462MHz_TX	Pass	AV	7.38504G	36.90	54.00	-17.10	9.15	3	Horizontal	107	1.45	-
2462MHz_TX	Pass	PK	4.92382G	43.12	74.00	-30.88	3.02	3	Horizontal	212	2.05	-
2462MHz_TX	Pass	PK	7.38792G	47.86	74.00	-26.14	9.15	3	Horizontal	107	1.45	-
802.11g_Nss1,(6Mbps)_1TX	-	-	-	-	-	-	-	-	-	-	-	-
2412MHz_TX	Pass	AV	2.39G	48.61	54.00	-5.39	31.54	3	Vertical	87	1.35	-
2412MHz_TX	Pass	AV	2.4094G	88.08	Inf	-Inf	31.49	3	Vertical	87	1.35	-
2412MHz_TX	Pass	PK	2.3898G	61.61	74.00	-12.39	31.54	3	Vertical	87	1.35	-
2412MHz_TX	Pass	PK	2.4106G	96.78	Inf	-Inf	31.50	3	Vertical	87	1.35	-
2412MHz_TX	Pass	AV	2.39G	53.05	54.00	-0.95	31.54	3	Horizontal	142	1.16	-
2412MHz_TX	Pass	AV	2.4106G	97.04	Inf	-Inf	31.50	3	Horizontal	142	1.16	-
2412MHz_TX	Pass	PK	2.3898G	67.56	74.00	-6.44	31.54	3	Horizontal	142	1.16	-
2412MHz_TX	Pass	PK	2.41G	105.26	Inf	-Inf	31.50	3	Horizontal	142	1.16	-
2412MHz_TX	Pass	AV	4.82754G	30.47	54.00	-23.53	2.81	3	Vertical	49	1.46	-
2412MHz_TX	Pass	PK	4.83114G	42.50	74.00	-31.50	2.81	3	Vertical	49	1.46	-
2412MHz_TX	Pass	AV	4.83822G	30.35	54.00	-23.65	2.82	3	Horizontal	279	1.84	-
2412MHz_TX	Pass	PK	4.81824G	41.82	74.00	-32.18	2.79	3	Horizontal	279	1.84	-
2417MHz_TX	Pass	AV	2.3894G	47.85	54.00	-6.15	31.54	3	Vertical	90	1.02	-
2417MHz_TX	Pass	AV	2.4154G	88.30	Inf	-Inf	31.49	3	Vertical	90	1.02	-
2417MHz_TX	Pass	PK	2.3898G	60.81	74.00	-13.19	31.54	3	Vertical	90	1.02	-
2417MHz_TX	Pass	PK	2.4146G	98.00	Inf	-Inf	31.49	3	Vertical	90	1.02	-
2417MHz_TX	Pass	AV	2.3898G	51.46	54.00	-2.54	31.54	3	Horizontal	142	1.21	-
2417MHz_TX	Pass	AV	2.4154G	97.63	Inf	-Inf	31.49	3	Horizontal	142	1.21	-
2417MHz_TX	Pass	PK	2.3896G	69.64	74.00	-4.36	31.54	3	Horizontal	142	1.21	-
2417MHz_TX	Pass	PK	2.4154G	106.19	Inf	-Inf	31.49	3	Horizontal	142	1.21	-
2437MHz_TX	Pass	AV	2.3374G	47.60	54.00	-6.40	31.70	3	Vertical	235	1.20	-
2437MHz_TX	Pass	AV	2.4382G	89.68	Inf	-Inf	31.46	3	Vertical	235	1.20	-
2437MHz_TX	Pass	AV	2.4866G	48.20	54.00	-5.80	31.42	3	Vertical	235	1.20	-
2437MHz_TX	Pass	PK	2.3398G	58.76	74.00	-15.24	31.69	3	Vertical	235	1.20	-
2437MHz_TX	Pass	PK	2.437G	99.51	Inf	-Inf	31.47	3	Vertical	235	1.20	-
2437MHz_TX	Pass	PK	2.4835G	59.25	74.00	-14.75	31.41	3	Vertical	235	1.20	-
2437MHz_TX	Pass	AV	2.3894G	47.85	54.00	-6.15	31.54	3	Horizontal	159	1.19	-
2437MHz_TX	Pass	AV	2.4386G	97.26	Inf	-Inf	31.46	3	Horizontal	159	1.19	-
2437MHz_TX	Pass	AV	2.4858G	48.20	54.00	-5.80	31.42	3	Horizontal	159	1.19	-
2437MHz_TX	Pass	PK	2.3894G	58.99	74.00	-15.01	31.54	3	Horizontal	159	1.19	-
2437MHz_TX	Pass	PK	2.439G	105.89	Inf	-Inf	31.46	3	Horizontal	159	1.19	-



Mode	Result	Type	Freq (Hz)	Level (dBuV/m)	Limit (dBuV/m)	Margin (dB)	Factor (dB)	Dist (m)	Condition	Azimuth (°)	Height (m)	Comments
2437MHz_TX	Pass	PK	2.4854G	59.04	74.00	-14.96	31.42	3	Horizontal	159	1.19	-
2437MHz_TX	Pass	AV	4.87124G	30.56	54.00	-23.44	2.88	3	Vertical	197	2.47	-
2437MHz_TX	Pass	AV	7.32498G	36.53	54.00	-17.47	9.35	3	Vertical	223	1.16	-
2437MHz_TX	Pass	PK	4.87058G	42.30	74.00	-31.70	2.88	3	Vertical	197	2.47	-
2437MHz_TX	Pass	PK	7.32534G	48.74	74.00	-25.26	9.34	3	Vertical	223	1.16	-
2437MHz_TX	Pass	AV	4.88804G	30.56	54.00	-23.44	2.91	3	Horizontal	267	2.41	-
2437MHz_TX	Pass	AV	7.32504G	36.61	54.00	-17.39	9.34	3	Horizontal	324	1.23	-
2437MHz_TX	Pass	PK	4.86446G	42.87	74.00	-31.13	2.86	3	Horizontal	267	2.41	-
2437MHz_TX	Pass	PK	7.3065G	48.27	74.00	-25.73	9.41	3	Horizontal	324	1.23	-
2457MHz_TX	Pass	AV	2.4556G	91.71	Inf	-Inf	31.45	3	Vertical	234	1.19	-
2457MHz_TX	Pass	AV	2.4835G	49.68	54.00	-4.32	31.41	3	Vertical	234	1.19	-
2457MHz_TX	Pass	PK	2.457G	100.82	Inf	-Inf	31.45	3	Vertical	234	1.19	-
2457MHz_TX	Pass	PK	2.4836G	63.55	74.00	-10.45	31.41	3	Vertical	234	1.19	-
2457MHz_TX	Pass	AV	2.456G	99.08	Inf	-Inf	31.45	3	Horizontal	144	1.32	-
2457MHz_TX	Pass	AV	2.4842G	53.21	54.00	-0.79	31.42	3	Horizontal	144	1.32	-
2457MHz_TX	Pass	PK	2.4548G	108.38	Inf	-Inf	31.45	3	Horizontal	144	1.32	-
2457MHz_TX	Pass	PK	2.4835G	67.49	74.00	-6.51	31.41	3	Horizontal	144	1.32	-
2462MHz_TX	Pass	AV	2.4604G	89.54	Inf	-Inf	31.44	3	Vertical	236	1.07	-
2462MHz_TX	Pass	AV	2.4835G	50.13	54.00	-3.87	31.41	3	Vertical	236	1.07	-
2462MHz_TX	Pass	PK	2.4608G	98.12	Inf	-Inf	31.44	3	Vertical	236	1.07	-
2462MHz_TX	Pass	PK	2.4836G	63.10	74.00	-10.90	31.41	3	Vertical	236	1.07	-
2462MHz_TX	Pass	AV	2.4608G	96.58	Inf	-Inf	31.44	3	Horizontal	145	1.29	-
2462MHz_TX	Pass	AV	2.4835G	53.93	54.00	-0.07	31.41	3	Horizontal	145	1.29	-
2462MHz_TX	Pass	PK	2.462G	105.69	Inf	-Inf	31.44	3	Horizontal	145	1.29	-
2462MHz_TX	Pass	PK	2.4835G	69.30	74.00	-4.70	31.41	3	Horizontal	145	1.29	-
2462MHz_TX	Pass	AV	4.93642G	30.93	54.00	-23.07	3.06	3	Vertical	211	1.38	-
2462MHz_TX	Pass	AV	7.37178G	36.03	54.00	-17.97	9.21	3	Vertical	166	2.17	-
2462MHz_TX	Pass	PK	4.92766G	42.27	74.00	-31.73	3.03	3	Vertical	211	1.38	-
2462MHz_TX	Pass	PK	7.37604G	47.63	74.00	-26.37	9.18	3	Vertical	166	2.17	-
2462MHz_TX	Pass	AV	4.9357G	30.82	54.00	-23.18	3.06	3	Horizontal	181	1.65	-
2462MHz_TX	Pass	AV	7.37166G	36.03	54.00	-17.97	9.21	3	Horizontal	22	1.40	-
2462MHz_TX	Pass	PK	4.93G	43.05	74.00	-30.95	3.04	3	Horizontal	181	1.65	-
2462MHz_TX	Pass	PK	7.38834G	47.83	74.00	-26.17	9.15	3	Horizontal	22	1.40	-
802.11n HT20_Nss1,(MCS0)_1TX	-	-	-	-	-	-	-	-	-	-	-	-
2412MHz_TX	Pass	AV	2.3898G	49.08	54.00	-4.92	31.54	3	Vertical	236	1.01	-
2412MHz_TX	Pass	AV	2.4094G	87.41	Inf	-Inf	31.49	3	Vertical	236	1.01	-
2412MHz_TX	Pass	PK	2.39G	63.63	74.00	-10.37	31.54	3	Vertical	236	1.01	-
2412MHz_TX	Pass	PK	2.4092G	96.75	Inf	-Inf	31.49	3	Vertical	236	1.01	-
2412MHz_TX	Pass	AV	2.39G	52.75	54.00	-1.25	31.54	3	Horizontal	143	1.42	-
2412MHz_TX	Pass	AV	2.4134G	94.91	Inf	-Inf	31.49	3	Horizontal	143	1.42	-
2412MHz_TX	Pass	PK	2.3898G	69.08	74.00	-4.92	31.54	3	Horizontal	143	1.42	-
2412MHz_TX	Pass	PK	2.4106G	104.03	Inf	-Inf	31.50	3	Horizontal	143	1.42	-
2412MHz_TX	Pass	AV	4.81614G	29.73	54.00	-24.27	2.79	3	Vertical	27	1.79	-
2412MHz_TX	Pass	PK	4.81812G	41.96	74.00	-32.04	2.79	3	Vertical	27	1.79	-
2412MHz_TX	Pass	AV	4.81374G	29.63	54.00	-24.37	2.78	3	Horizontal	83	1.75	-
2412MHz_TX	Pass	PK	4.82304G	42.31	74.00	-31.69	2.79	3	Horizontal	83	1.75	-
2417MHz_TX	Pass	AV	2.3886G	47.85	54.00	-6.15	31.55	3	Vertical	90	1.03	-
2417MHz_TX	Pass	AV	2.4144G	88.09	Inf	-Inf	31.49	3	Vertical	90	1.03	-
2417MHz_TX	Pass	PK	2.386G	59.63	74.00	-14.37	31.55	3	Vertical	90	1.03	-

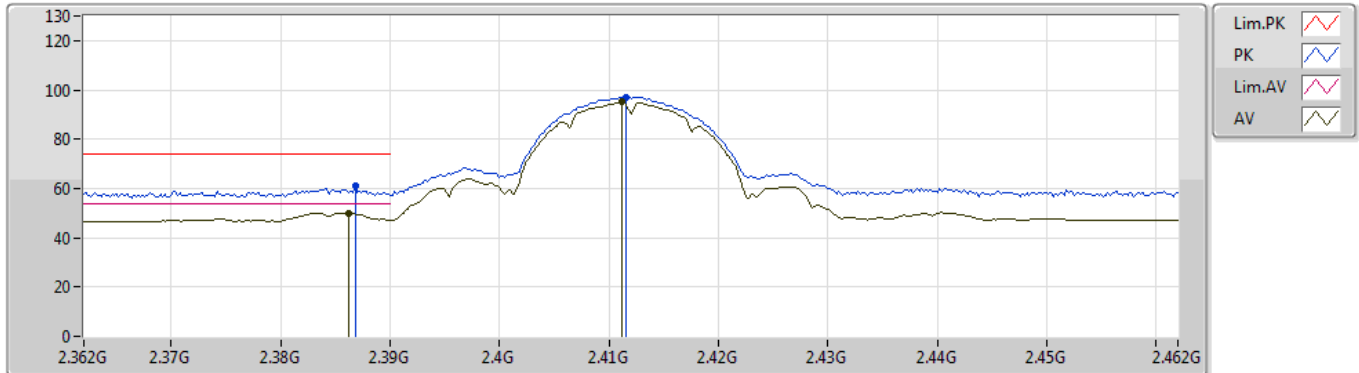


Mode	Result	Type	Freq (Hz)	Level (dBuV/m)	Limit (dBuV/m)	Margin (dB)	Factor (dB)	Dist (m)	Condition	Azimuth (°)	Height (m)	Comments
2417MHz_TX	Pass	PK	2.415G	96.46	Inf	-Inf	31.49	3	Vertical	90	1.03	-
2417MHz_TX	Pass	AV	2.39G	51.80	54.00	-2.20	31.54	3	Horizontal	141	1.19	-
2417MHz_TX	Pass	AV	2.4148G	97.17	Inf	-Inf	31.49	3	Horizontal	141	1.19	-
2417MHz_TX	Pass	PK	2.388G	67.97	74.00	-6.03	31.54	3	Horizontal	141	1.19	-
2417MHz_TX	Pass	PK	2.4152G	105.75	Inf	-Inf	31.49	3	Horizontal	141	1.19	-
2437MHz_TX	Pass	AV	2.337G	47.03	54.00	-6.97	31.70	3	Vertical	236	1.17	-
2437MHz_TX	Pass	AV	2.4386G	89.19	Inf	-Inf	31.46	3	Vertical	236	1.17	-
2437MHz_TX	Pass	AV	2.4842G	47.35	54.00	-6.65	31.42	3	Vertical	236	1.17	-
2437MHz_TX	Pass	PK	2.377G	58.97	74.00	-15.03	31.57	3	Vertical	236	1.17	-
2437MHz_TX	Pass	PK	2.4394G	98.16	Inf	-Inf	31.46	3	Vertical	236	1.17	-
2437MHz_TX	Pass	PK	2.4874G	59.19	74.00	-14.81	31.42	3	Vertical	236	1.17	-
2437MHz_TX	Pass	AV	2.3894G	47.31	54.00	-6.69	31.54	3	Horizontal	160	1.06	-
2437MHz_TX	Pass	AV	2.4382G	96.65	Inf	-Inf	31.46	3	Horizontal	160	1.06	-
2437MHz_TX	Pass	AV	2.4835G	47.92	54.00	-6.08	31.41	3	Horizontal	160	1.06	-
2437MHz_TX	Pass	PK	2.381G	58.62	74.00	-15.38	31.57	3	Horizontal	160	1.06	-
2437MHz_TX	Pass	PK	2.4354G	105.82	Inf	-Inf	31.47	3	Horizontal	160	1.06	-
2437MHz_TX	Pass	PK	2.485G	59.68	74.00	-14.32	31.42	3	Horizontal	160	1.06	-
2437MHz_TX	Pass	AV	4.8881G	29.91	54.00	-24.09	2.91	3	Vertical	209	1.01	-
2437MHz_TX	Pass	AV	7.30422G	35.89	54.00	-18.11	9.42	3	Vertical	259	2.23	-
2437MHz_TX	Pass	PK	4.8854G	41.86	74.00	-32.14	2.91	3	Vertical	209	1.01	-
2437MHz_TX	Pass	PK	7.29792G	48.28	74.00	-25.72	9.43	3	Vertical	259	2.23	-
2437MHz_TX	Pass	AV	4.86944G	29.80	54.00	-24.20	2.88	3	Horizontal	24	2.06	-
2437MHz_TX	Pass	AV	7.299G	35.80	54.00	-18.20	9.43	3	Horizontal	160	1.57	-
2437MHz_TX	Pass	PK	4.8875G	42.35	74.00	-31.65	2.91	3	Horizontal	24	2.06	-
2437MHz_TX	Pass	PK	7.30584G	48.20	74.00	-25.80	9.41	3	Horizontal	160	1.57	-
2457MHz_TX	Pass	AV	2.456G	91.25	Inf	-Inf	31.45	3	Vertical	234	1.18	-
2457MHz_TX	Pass	AV	2.4842G	49.69	54.00	-4.31	31.42	3	Vertical	234	1.18	-
2457MHz_TX	Pass	PK	2.4556G	99.89	Inf	-Inf	31.45	3	Vertical	234	1.18	-
2457MHz_TX	Pass	PK	2.4844G	63.43	74.00	-10.57	31.42	3	Vertical	234	1.18	-
2457MHz_TX	Pass	AV	2.4556G	98.60	Inf	-Inf	31.45	3	Horizontal	143	1.20	-
2457MHz_TX	Pass	AV	2.4835G	52.89	54.00	-1.11	31.41	3	Horizontal	143	1.20	-
2457MHz_TX	Pass	PK	2.4556G	107.06	Inf	-Inf	31.45	3	Horizontal	143	1.20	-
2457MHz_TX	Pass	PK	2.4838G	68.24	74.00	-5.76	31.41	3	Horizontal	143	1.20	-
2462MHz_TX	Pass	AV	2.4608G	88.60	Inf	-Inf	31.44	3	Vertical	236	1.08	-
2462MHz_TX	Pass	AV	2.4835G	49.68	54.00	-4.32	31.41	3	Vertical	236	1.08	-
2462MHz_TX	Pass	PK	2.4598G	97.43	Inf	-Inf	31.44	3	Vertical	236	1.08	-
2462MHz_TX	Pass	PK	2.4844G	63.47	74.00	-10.53	31.42	3	Vertical	236	1.08	-
2462MHz_TX	Pass	AV	2.461G	96.40	Inf	-Inf	31.44	3	Horizontal	144	1.30	-
2462MHz_TX	Pass	AV	2.4835G	53.94	54.00	-0.06	31.41	3	Horizontal	144	1.30	-
2462MHz_TX	Pass	PK	2.4636G	105.06	Inf	-Inf	31.44	3	Horizontal	144	1.30	-
2462MHz_TX	Pass	PK	2.4836G	67.93	74.00	-6.07	31.41	3	Horizontal	144	1.30	-
2462MHz_TX	Pass	AV	4.9387G	30.30	54.00	-23.70	3.08	3	Vertical	142	2.37	-
2462MHz_TX	Pass	AV	7.38204G	35.36	54.00	-18.64	9.17	3	Vertical	129	1.44	-
2462MHz_TX	Pass	PK	4.93012G	42.95	74.00	-31.05	3.04	3	Vertical	142	2.37	-
2462MHz_TX	Pass	PK	7.39776G	47.80	74.00	-26.20	9.12	3	Vertical	129	1.44	-
2462MHz_TX	Pass	AV	4.9366G	30.26	54.00	-23.74	3.06	3	Horizontal	188	1.23	-
2462MHz_TX	Pass	AV	7.37142G	35.43	54.00	-18.57	9.21	3	Horizontal	287	2.39	-
2462MHz_TX	Pass	PK	4.93576G	42.78	74.00	-31.22	3.06	3	Horizontal	188	1.23	-
2462MHz_TX	Pass	PK	7.37784G	47.60	74.00	-26.40	9.17	3	Horizontal	287	2.39	-

802.11b_Nss1,(1Mbps)_1TX

27/06/2019

2412MHz_TX

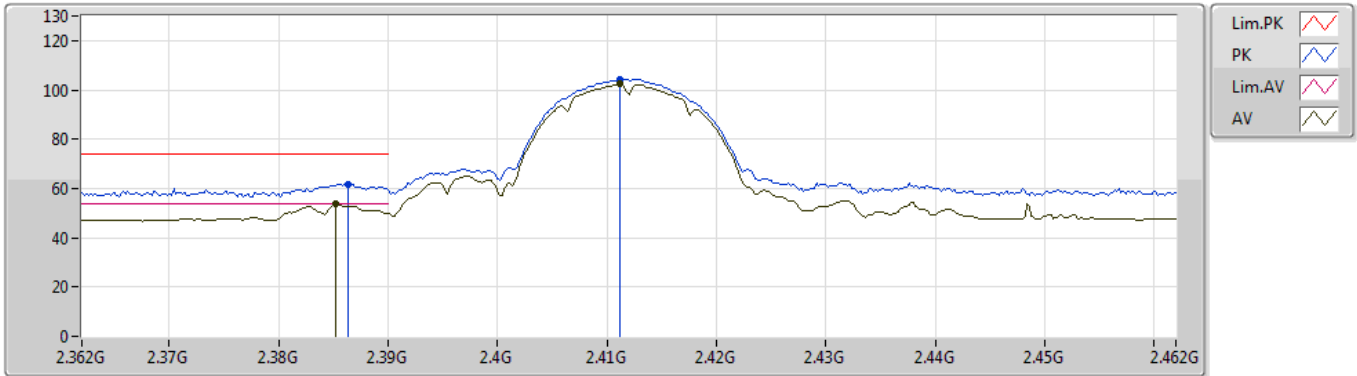


Type	Freq (Hz)	Level (dBuV/m)	Limit (dBuV/m)	Margin (dB)	Factor (dB)	Dist (m)	Condition	Azimuth (°)	Height (m)	Comment	Raw (dBuV)	AF (dB)	CL (dB)	PA (dB)
AV	2.3862G	50.12	54.00	-3.88	31.55	3	Vertical	86	1.35	-	18.57	27.56	3.99	-
AV	2.4112G	94.99	Inf	-Inf	31.50	3	Vertical	86	1.35	-	63.49	27.48	4.02	-
PK	2.3868G	60.89	74.00	-13.11	31.54	3	Vertical	86	1.35	-	29.35	27.55	3.99	-
PK	2.4116G	97.13	Inf	-Inf	31.50	3	Vertical	86	1.35	-	65.63	27.48	4.02	-

802.11b_Nss1,(1Mbps)_1TX

27/06/2019

2412MHz_TX

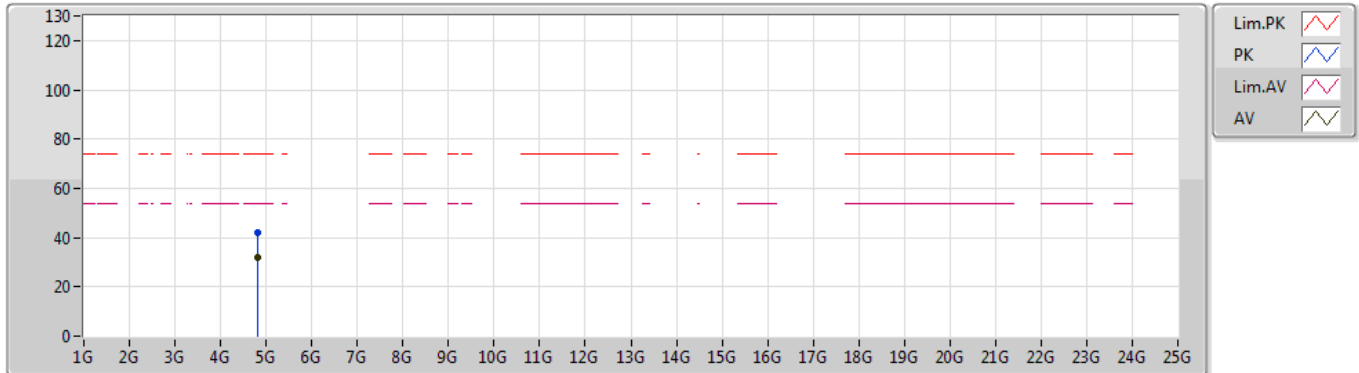


Type	Freq (Hz)	Level (dBuV/m)	Limit (dBuV/m)	Margin (dB)	Factor (dB)	Dist (m)	Condition	Azimuth (°)	Height (m)	Comment	Raw (dBuV)	AF (dB)	CL (dB)	PA (dB)
AV	2.3852G	53.57	54.00	-0.43	31.55	3	Horizontal	142	1.15	-	22.02	27.56	3.99	-
AV	2.4112G	102.50	Inf	-Inf	31.50	3	Horizontal	142	1.15	-	71.00	27.48	4.02	-
PK	2.3864G	61.83	74.00	-12.17	31.54	3	Horizontal	142	1.15	-	30.29	27.55	3.99	-
PK	2.4112G	104.28	Inf	-Inf	31.50	3	Horizontal	142	1.15	-	72.78	27.48	4.02	-

802.11b_Nss1,(1Mbps)_1TX

27/06/2019

2412MHz_TX

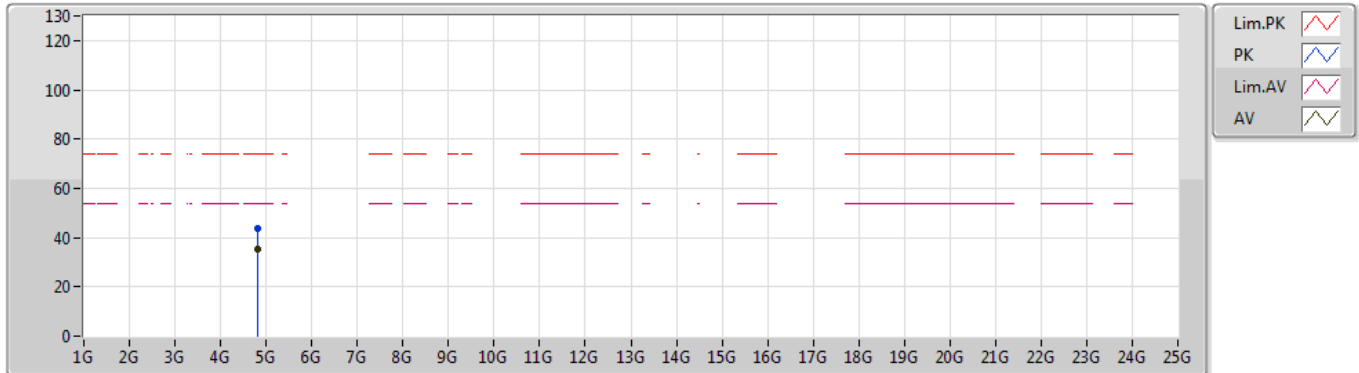


Type	Freq (Hz)	Level (dBuV/m)	Limit (dBuV/m)	Margin (dB)	Factor (dB)	Dist (m)	Condition	Azimuth (°)	Height (m)	Comment	Raw (dBuV)	AF (dB)	CL (dB)	PA (dB)
AV	4.824G	31.69	54.00	-22.31	2.79	3	Vertical	133	1.77	-	28.90	31.12	5.79	34.12
PK	4.81458G	42.27	74.00	-31.73	2.78	3	Vertical	133	1.77	-	39.49	31.11	5.79	34.12

802.11b_Nss1,(1Mbps)_1TX

27/06/2019

2412MHz_TX

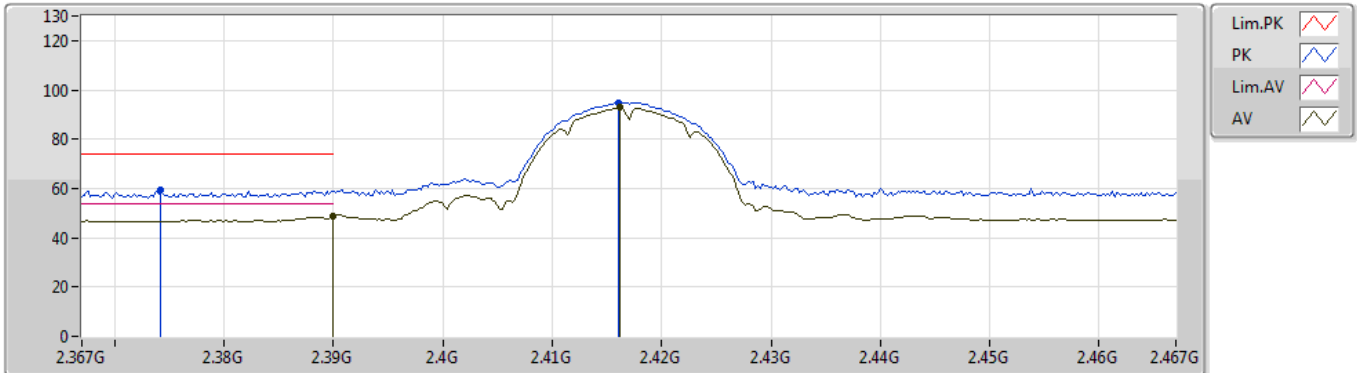


Type	Freq (Hz)	Level (dBuV/m)	Limit (dBuV/m)	Margin (dB)	Factor (dB)	Dist (m)	Condition	Azimuth (°)	Height (m)	Comment	Raw (dBuV)	AF (dB)	CL (dB)	PA (dB)
AV	4.82394G	35.51	54.00	-18.49	2.79	3	Horizontal	110	1.50	-	32.72	31.12	5.79	34.12
PK	4.82394G	43.55	74.00	-30.45	2.79	3	Horizontal	110	1.50	-	40.76	31.12	5.79	34.12

802.11b_Nss1,(1Mbps)_1TX

27/06/2019

2417MHz_TX

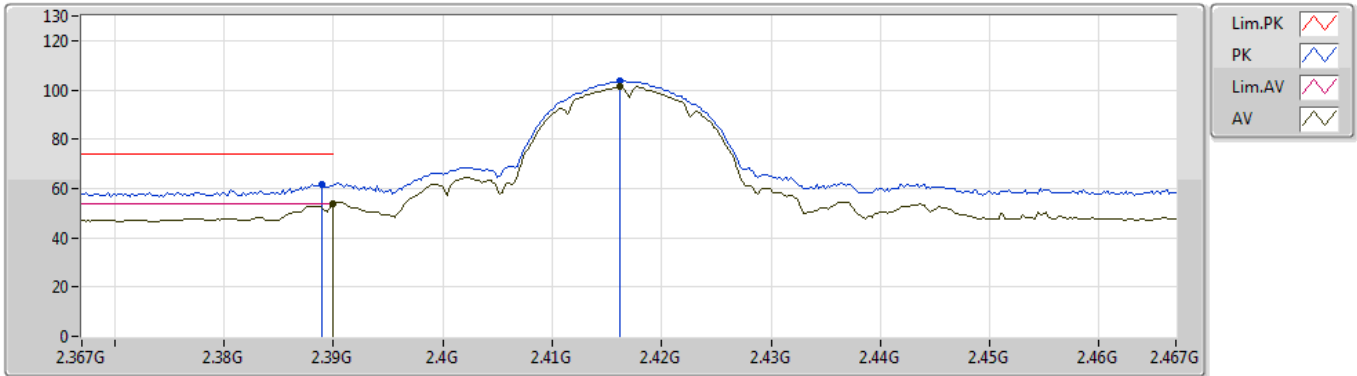


Type	Freq (Hz)	Level (dBuV/m)	Limit (dBuV/m)	Margin (dB)	Factor (dB)	Dist (m)	Condition	Azimuth (°)	Height (m)	Comment	Raw (dBuV)	AF (dB)	CL (dB)	PA (dB)
AV	2.39G	48.85	54.00	-5.15	31.54	3	Vertical	92	1.02	-	17.31	27.54	4.00	-
AV	2.4162G	92.88	Inf	-Inf	31.49	3	Vertical	92	1.02	-	61.39	27.47	4.02	-
PK	2.3742G	59.25	74.00	-14.75	31.58	3	Vertical	92	1.02	-	27.67	27.60	3.98	-
PK	2.416G	94.86	Inf	-Inf	31.49	3	Vertical	92	1.02	-	63.37	27.47	4.02	-

802.11b_Nss1,(1Mbps)_1TX

27/06/2019

2417MHz_TX

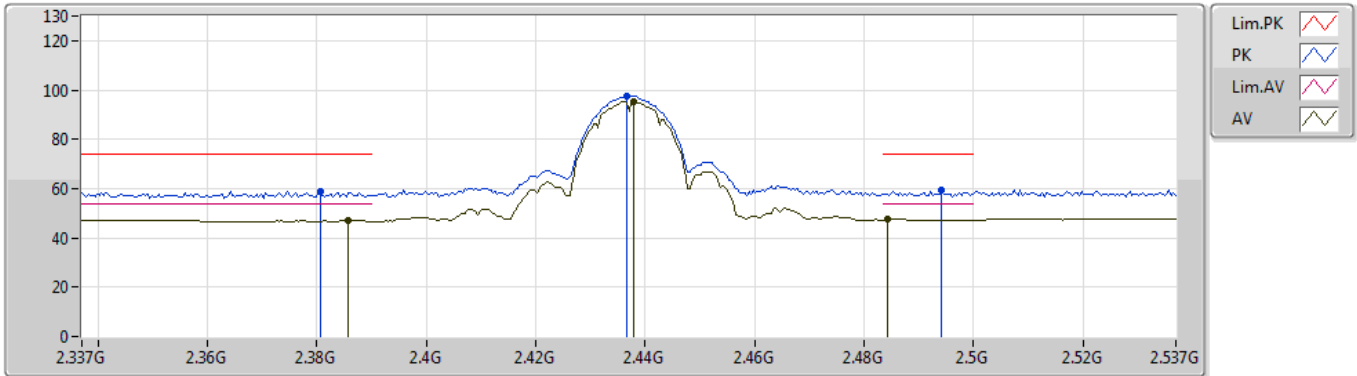


Type	Freq (Hz)	Level (dBuV/m)	Limit (dBuV/m)	Margin (dB)	Factor (dB)	Dist (m)	Condition	Azimuth (°)	Height (m)	Comment	Raw (dBuV)	AF (dB)	CL (dB)	PA (dB)
AV	2.39G	53.98	54.00	-0.02	31.54	3	Horizontal	346	2.20	-	22.44	27.54	4.00	-
AV	2.4162G	101.49	Inf	-Inf	31.49	3	Horizontal	346	2.20	-	70.00	27.47	4.02	-
PK	2.389G	61.71	74.00	-12.29	31.54	3	Horizontal	346	2.20	-	30.17	27.54	4.00	-
PK	2.4162G	103.45	Inf	-Inf	31.49	3	Horizontal	346	2.20	-	71.96	27.47	4.02	-

802.11b_Nss1,(1Mbps)_1TX

27/06/2019

2437MHz_TX

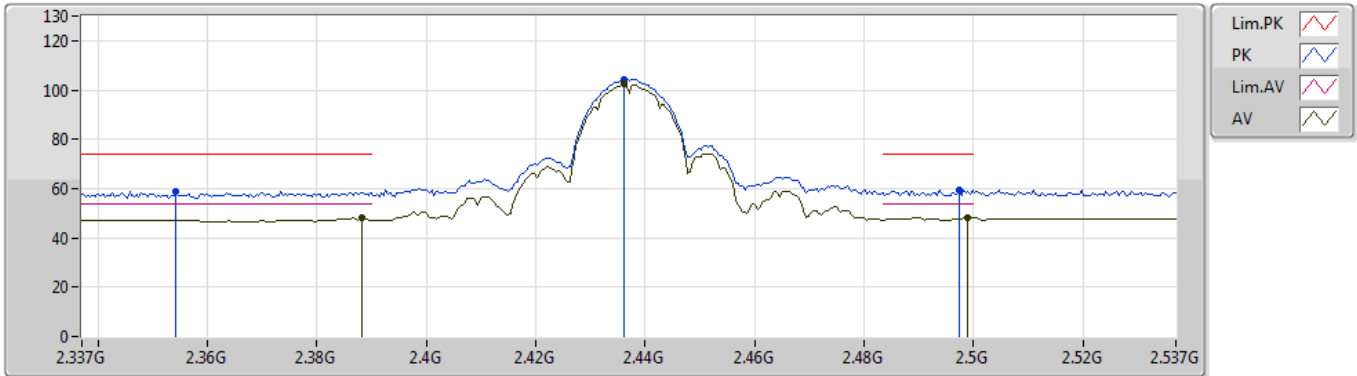


Type	Freq (Hz)	Level (dBuV/m)	Limit (dBuV/m)	Margin (dB)	Factor (dB)	Dist (m)	Condition	Azimuth (°)	Height (m)	Comment	Raw (dBuV)	AF (dB)	CL (dB)	PA (dB)
AV	2.3858G	47.28	54.00	-6.72	31.55	3	Vertical	235	1.17	-	15.73	27.56	3.99	-
AV	2.4378G	95.41	Inf	-Inf	31.46	3	Vertical	235	1.17	-	63.95	27.42	4.04	-
AV	2.4842G	47.35	54.00	-6.65	31.42	3	Vertical	235	1.17	-	15.93	27.33	4.09	-
PK	2.3806G	58.83	74.00	-15.17	31.57	3	Vertical	235	1.17	-	27.26	27.58	3.99	-
PK	2.4366G	97.44	Inf	-Inf	31.47	3	Vertical	235	1.17	-	65.97	27.43	4.04	-
PK	2.4942G	59.17	74.00	-14.83	31.40	3	Vertical	235	1.17	-	27.77	27.31	4.09	-

802.11b_Nss1,(1Mbps)_1TX

27/06/2019

2437MHz_TX

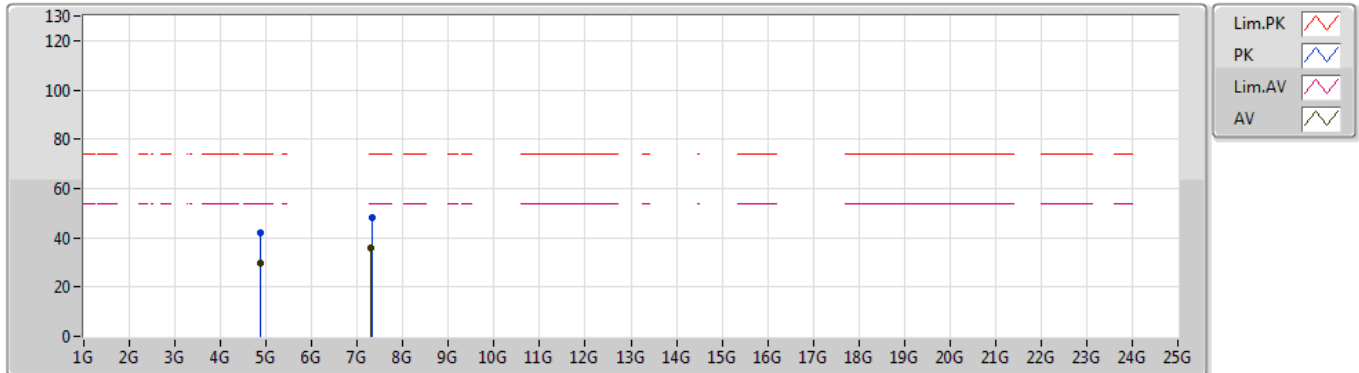


Type	Freq (Hz)	Level (dBuV/m)	Limit (dBuV/m)	Margin (dB)	Factor (dB)	Dist (m)	Condition	Azimuth (°)	Height (m)	Comment	Raw (dBuV)	AF (dB)	CL (dB)	PA (dB)
AV	2.3882G	48.10	54.00	-5.90	31.54	3	Horizontal	144	1.23	-	16.56	27.55	3.99	-
AV	2.4362G	102.28	Inf	-Inf	31.47	3	Horizontal	144	1.23	-	70.81	27.43	4.04	-
AV	2.499G	48.19	54.00	-5.81	31.40	3	Horizontal	144	1.23	-	16.79	27.30	4.10	-
PK	2.3542G	58.73	74.00	-15.27	31.64	3	Horizontal	144	1.23	-	27.09	27.68	3.96	-
PK	2.4362G	104.25	Inf	-Inf	31.47	3	Horizontal	144	1.23	-	72.78	27.43	4.04	-
PK	2.4974G	59.25	74.00	-14.75	31.41	3	Horizontal	144	1.23	-	27.84	27.31	4.10	-

802.11b_Nss1,(1Mbps)_1TX

27/06/2019

2437MHz_TX

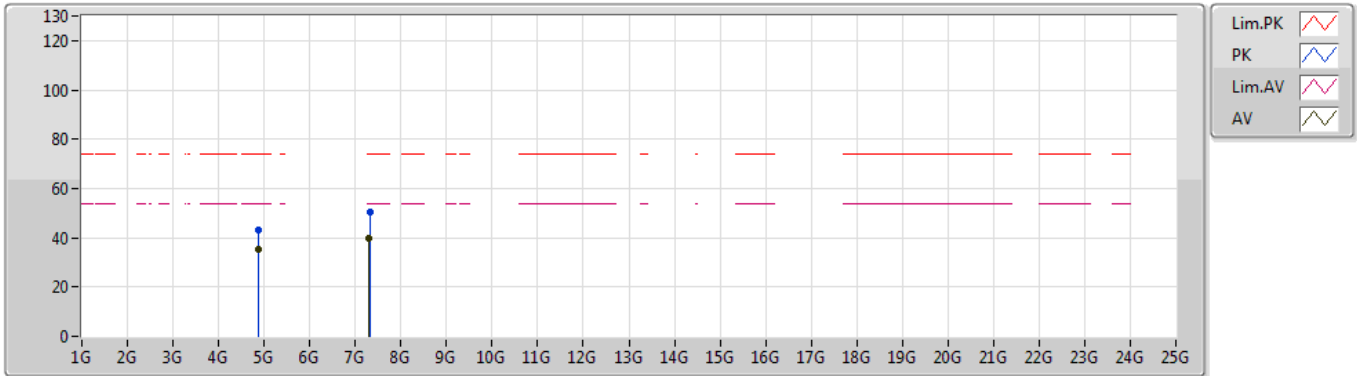


Type	Freq (Hz)	Level (dBuV/m)	Limit (dBuV/m)	Margin (dB)	Factor (dB)	Dist (m)	Condition	Azimuth (°)	Height (m)	Comment	Raw (dBuV)	AF (dB)	CL (dB)	PA (dB)
AV	4.88822G	29.68	54.00	-24.32	2.91	3	Vertical	179	2.25	-	26.77	31.19	5.84	34.12
AV	7.30158G	35.69	54.00	-18.31	9.43	3	Vertical	62	1.82	-	26.26	36.30	7.50	34.37
PK	4.88186G	42.30	74.00	-31.70	2.89	3	Vertical	179	2.25	-	39.41	31.18	5.83	34.12
PK	7.3212G	47.94	74.00	-26.06	9.36	3	Vertical	62	1.82	-	38.58	36.28	7.46	34.38

802.11b_Nss1,(1Mbps)_1TX

27/06/2019

2437MHz_TX

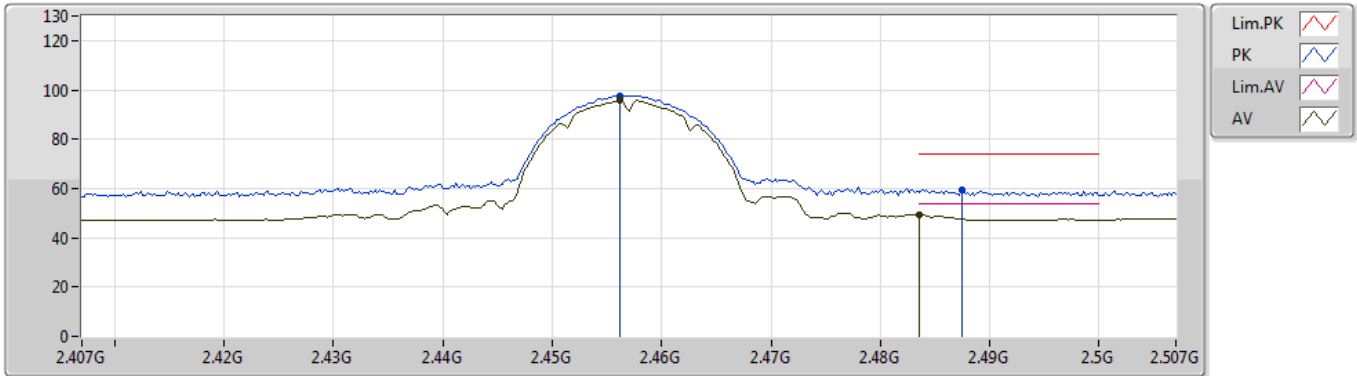


Type	Freq (Hz)	Level (dBuV/m)	Limit (dBuV/m)	Margin (dB)	Factor (dB)	Dist (m)	Condition	Azimuth (°)	Height (m)	Comment	Raw (dBuV)	AF (dB)	CL (dB)	PA (dB)
AV	4.874G	35.19	54.00	-18.81	2.88	3	Horizontal	113	1.54	-	32.31	31.17	5.83	34.12
AV	7.31004G	40.03	54.00	-13.97	9.40	3	Horizontal	104	1.40	-	30.63	36.29	7.48	34.37
PK	4.87388G	43.25	74.00	-30.75	2.88	3	Horizontal	113	1.54	-	40.37	31.17	5.83	34.12
PK	7.3119G	50.25	74.00	-23.75	9.40	3	Horizontal	104	1.40	-	40.85	36.29	7.48	34.37

802.11b_Nss1,(1Mbps)_1TX

27/06/2019

2457MHz_TX

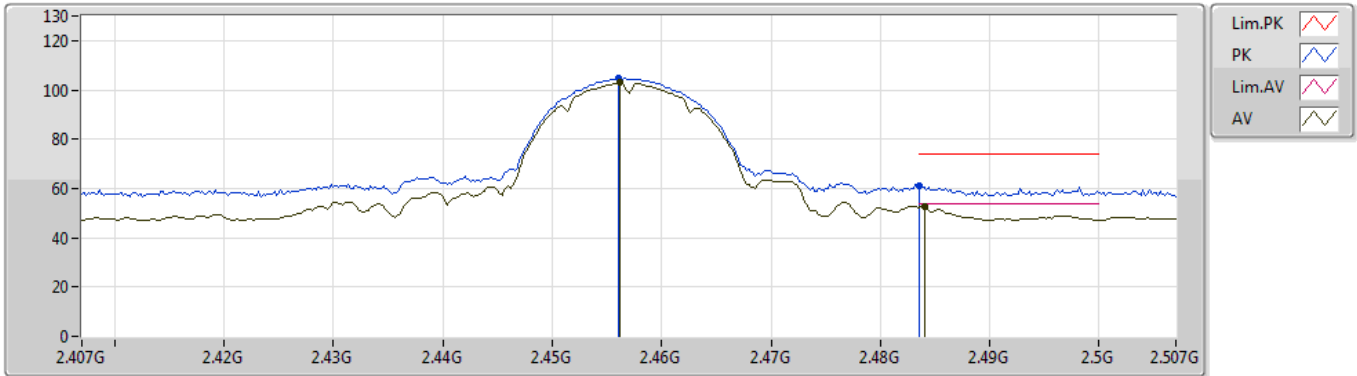


Type	Freq (Hz)	Level (dBuV/m)	Limit (dBuV/m)	Margin (dB)	Factor (dB)	Dist (m)	Condition	Azimuth (°)	Height (m)	Comment	Raw (dBuV)	AF (dB)	CL (dB)	PA (dB)
AV	2.4562G	95.78	Inf	-Inf	31.45	3	Vertical	235	1.17	-	64.33	27.39	4.06	-
AV	2.4836G	49.22	54.00	-4.78	31.41	3	Vertical	235	1.17	-	17.81	27.33	4.08	-
PK	2.4562G	97.78	Inf	-Inf	31.45	3	Vertical	235	1.17	-	66.33	27.39	4.06	-
PK	2.4874G	59.61	74.00	-14.39	31.42	3	Vertical	235	1.17	-	28.19	27.33	4.09	-

802.11b_Nss1,(1Mbps)_1TX

27/06/2019

2457MHz_TX

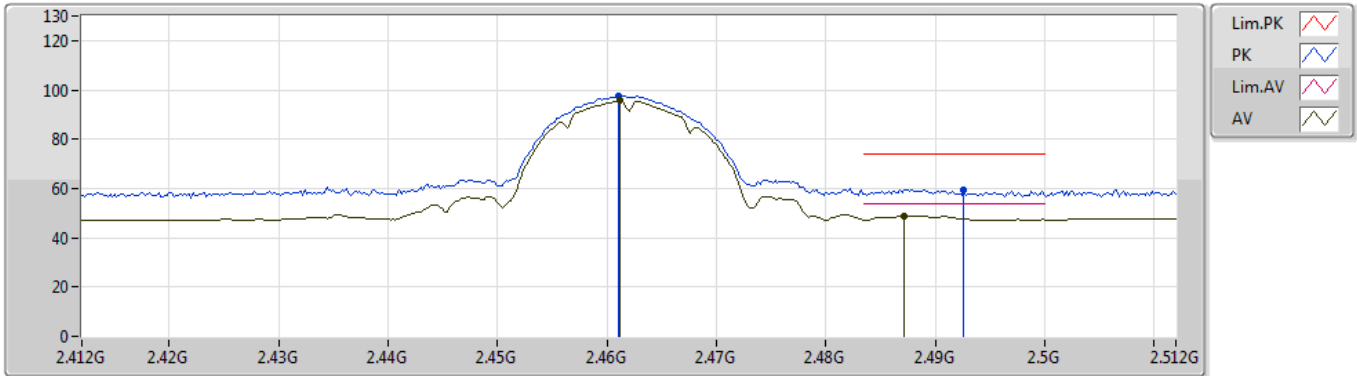


Type	Freq (Hz)	Level (dBuV/m)	Limit (dBuV/m)	Margin (dB)	Factor (dB)	Dist (m)	Condition	Azimuth (°)	Height (m)	Comment	Raw (dBuV)	AF (dB)	CL (dB)	PA (dB)
AV	2.4562G	102.95	Inf	-Inf	31.45	3	Horizontal	143	1.33	-	71.50	27.39	4.06	-
AV	2.484G	52.58	54.00	-1.42	31.41	3	Horizontal	143	1.33	-	21.17	27.33	4.08	-
PK	2.456G	104.72	Inf	-Inf	31.45	3	Horizontal	143	1.33	-	73.27	27.39	4.06	-
PK	2.4835G	60.89	74.00	-13.11	31.41	3	Horizontal	143	1.33	-	29.48	27.33	4.08	-

802.11b_Nss1,(1Mbps)_1TX

27/06/2019

2462MHz_TX

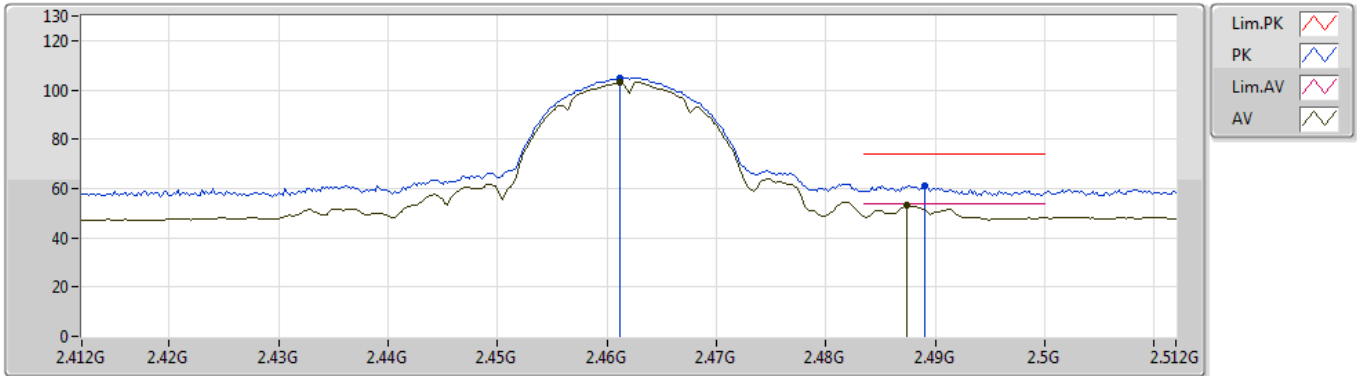


Type	Freq (Hz)	Level (dBuV/m)	Limit (dBuV/m)	Margin (dB)	Factor (dB)	Dist (m)	Condition	Azimuth (°)	Height (m)	Comment	Raw (dBuV)	AF (dB)	CL (dB)	PA (dB)
AV	2.4612G	95.67	Inf	-Inf	31.44	3	Vertical	236	1.07	-	64.23	27.38	4.06	-
AV	2.4872G	48.98	54.00	-5.02	31.42	3	Vertical	236	1.07	-	17.56	27.33	4.09	-
PK	2.461G	97.66	Inf	-Inf	31.44	3	Vertical	236	1.07	-	66.22	27.38	4.06	-
PK	2.4926G	59.46	74.00	-14.54	31.40	3	Vertical	236	1.07	-	28.06	27.31	4.09	-

802.11b_Nss1,(1Mbps)_1TX

27/06/2019

2462MHz_TX

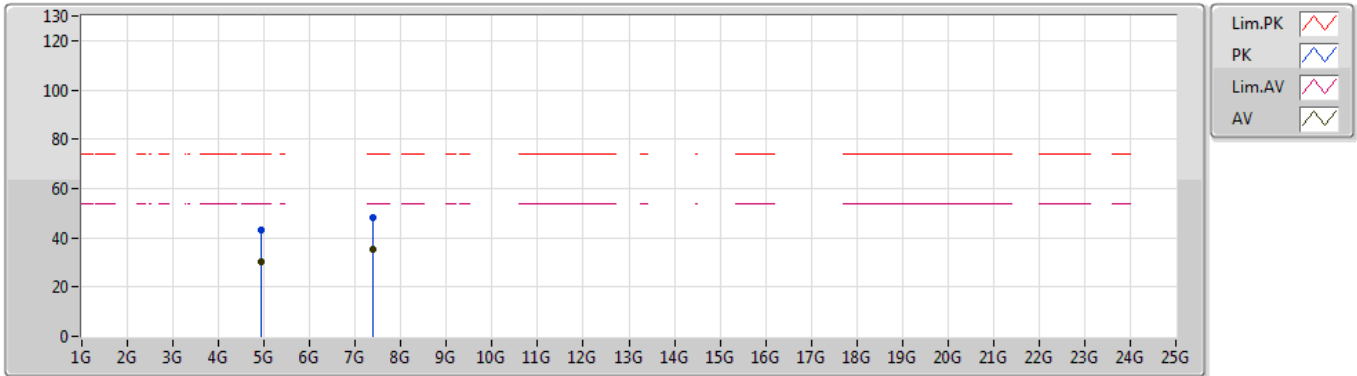


Type	Freq (Hz)	Level (dBuV/m)	Limit (dBuV/m)	Margin (dB)	Factor (dB)	Dist (m)	Condition	Azimuth (°)	Height (m)	Comment	Raw (dBuV)	AF (dB)	CL (dB)	PA (dB)
AV	2.4612G	103.15	Inf	-Inf	31.44	3	Horizontal	145	1.31	-	71.71	27.38	4.06	-
AV	2.4874G	53.07	54.00	-0.93	31.42	3	Horizontal	145	1.31	-	21.65	27.33	4.09	-
PK	2.4612G	104.90	Inf	-Inf	31.44	3	Horizontal	145	1.31	-	73.46	27.38	4.06	-
PK	2.489G	61.13	74.00	-12.87	31.41	3	Horizontal	145	1.31	-	29.72	27.32	4.09	-

802.11b_Nss1,(1Mbps)_1TX

27/06/2019

2462MHz_TX

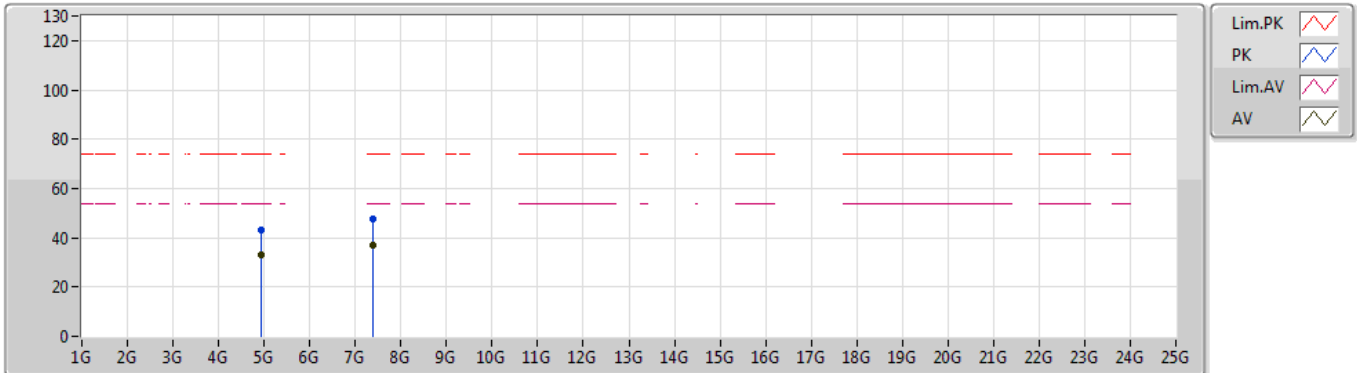


Type	Freq (Hz)	Level (dBuV/m)	Limit (dBuV/m)	Margin (dB)	Factor (dB)	Dist (m)	Condition	Azimuth (°)	Height (m)	Comment	Raw (dBuV)	AF (dB)	CL (dB)	PA (dB)
AV	4.93846G	30.06	54.00	-23.94	3.08	3	Vertical	35	2.32	-	26.98	31.32	5.88	34.12
AV	7.37112G	35.22	54.00	-18.78	9.21	3	Vertical	76	1.10	-	26.01	36.23	7.37	34.39
PK	4.92994G	43.27	74.00	-30.73	3.04	3	Vertical	35	2.32	-	40.23	31.29	5.87	34.12
PK	7.38138G	48.45	74.00	-25.55	9.17	3	Vertical	76	1.10	-	39.28	36.22	7.35	34.40

802.11b_Nss1,(1Mbps)_1TX

27/06/2019

2462MHz_TX

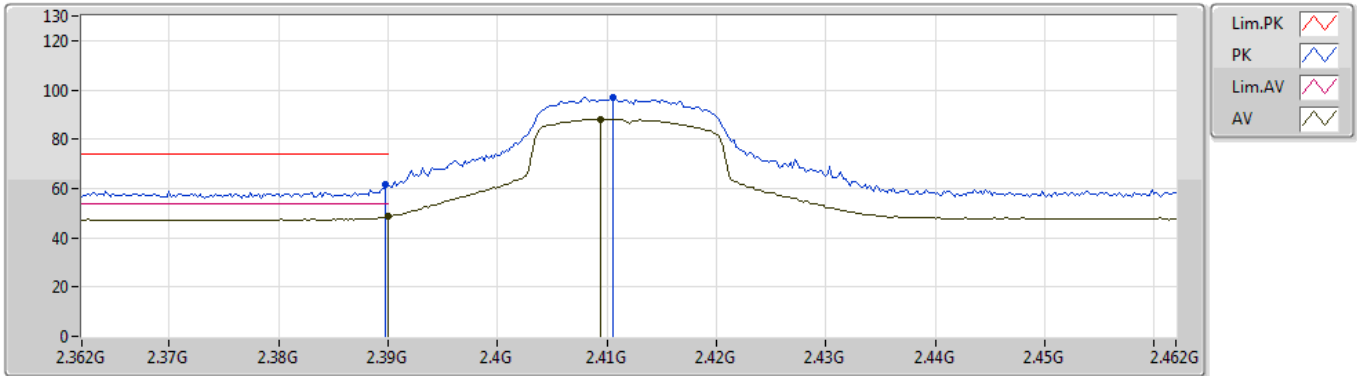


Type	Freq (Hz)	Level (dBuV/m)	Limit (dBuV/m)	Margin (dB)	Factor (dB)	Dist (m)	Condition	Azimuth (°)	Height (m)	Comment	Raw (dBuV)	AF (dB)	CL (dB)	PA (dB)
AV	4.92394G	33.25	54.00	-20.75	3.02	3	Horizontal	212	2.05	-	30.23	31.27	5.87	34.12
AV	7.38504G	36.90	54.00	-17.10	9.15	3	Horizontal	107	1.45	-	27.75	36.21	7.34	34.40
PK	4.92382G	43.12	74.00	-30.88	3.02	3	Horizontal	212	2.05	-	40.10	31.27	5.87	34.12
PK	7.38792G	47.86	74.00	-26.14	9.15	3	Horizontal	107	1.45	-	38.71	36.21	7.34	34.40

802.11g_Nss1,(6Mbps)_1TX

27/06/2019

2412MHz_TX

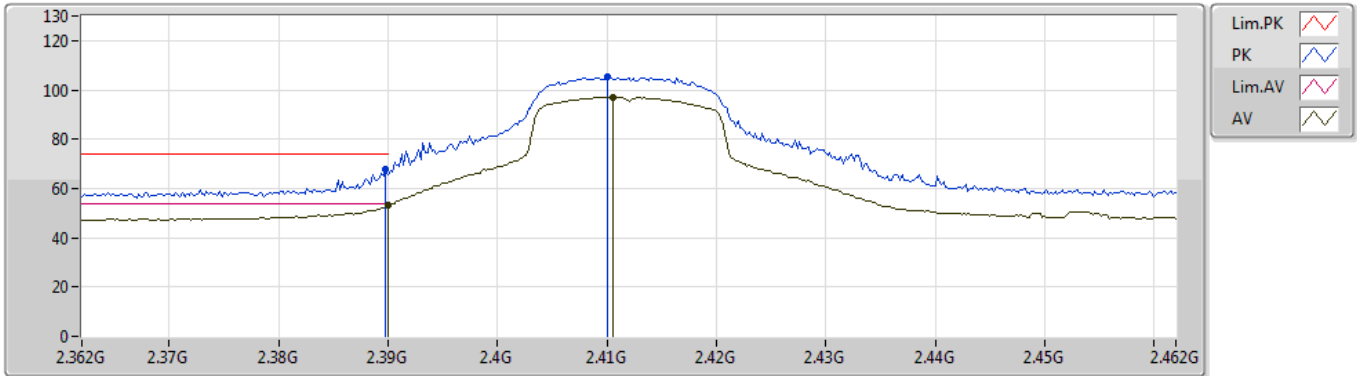


Type	Freq (Hz)	Level (dBuV/m)	Limit (dBuV/m)	Margin (dB)	Factor (dB)	Dist (m)	Condition	Azimuth (°)	Height (m)	Comment	Raw (dBuV)	AF (dB)	CL (dB)	PA (dB)
AV	2.39G	48.61	54.00	-5.39	31.54	3	Vertical	87	1.35	-	17.07	27.54	4.00	-
AV	2.4094G	88.08	Inf	-Inf	31.49	3	Vertical	87	1.35	-	56.59	27.48	4.01	-
PK	2.3898G	61.61	74.00	-12.39	31.54	3	Vertical	87	1.35	-	30.07	27.54	4.00	-
PK	2.4106G	96.78	Inf	-Inf	31.50	3	Vertical	87	1.35	-	65.28	27.48	4.02	-

802.11g_Nss1,(6Mbps)_1TX

27/06/2019

2412MHz_TX

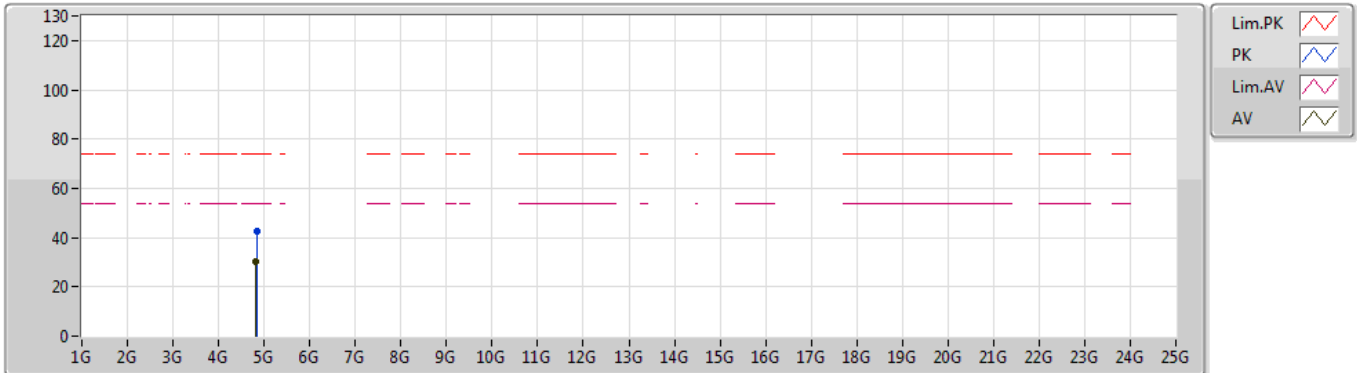


Type	Freq (Hz)	Level (dBuV/m)	Limit (dBuV/m)	Margin (dB)	Factor (dB)	Dist (m)	Condition	Azimuth (°)	Height (m)	Comment	Raw (dBuV)	AF (dB)	CL (dB)	PA (dB)
AV	2.39G	53.05	54.00	-0.95	31.54	3	Horizontal	142	1.16	-	21.51	27.54	4.00	-
AV	2.4106G	97.04	Inf	-Inf	31.50	3	Horizontal	142	1.16	-	65.54	27.48	4.02	-
PK	2.3898G	67.56	74.00	-6.44	31.54	3	Horizontal	142	1.16	-	36.02	27.54	4.00	-
PK	2.41G	105.26	Inf	-Inf	31.50	3	Horizontal	142	1.16	-	73.76	27.48	4.02	-

802.11g_Nss1,(6Mbps)_1TX

27/06/2019

2412MHz_TX

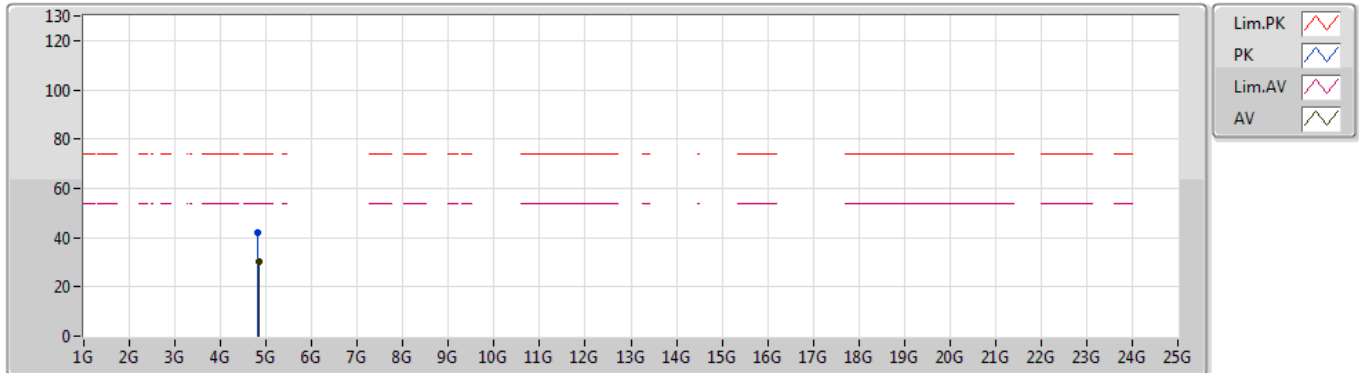


Type	Freq (Hz)	Level (dBuV/m)	Limit (dBuV/m)	Margin (dB)	Factor (dB)	Dist (m)	Condition	Azimuth (°)	Height (m)	Comment	Raw (dBuV)	AF (dB)	CL (dB)	PA (dB)
AV	4.82754G	30.47	54.00	-23.53	2.81	3	Vertical	49	1.46	-	27.66	31.13	5.80	34.12
PK	4.83114G	42.50	74.00	-31.50	2.81	3	Vertical	49	1.46	-	39.69	31.13	5.80	34.12

802.11g_Nss1,(6Mbps)_1TX

27/06/2019

2412MHz_TX

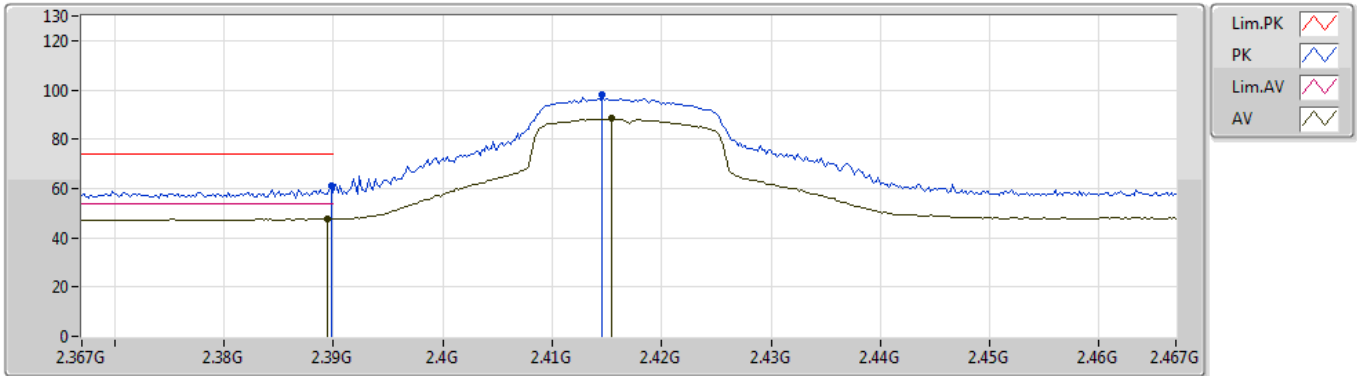


Type	Freq (Hz)	Level (dBuV/m)	Limit (dBuV/m)	Margin (dB)	Factor (dB)	Dist (m)	Condition	Azimuth (°)	Height (m)	Comment	Raw (dBuV)	AF (dB)	CL (dB)	PA (dB)
AV	4.83822G	30.35	54.00	-23.65	2.82	3	Horizontal	279	1.84	-	27.53	31.14	5.80	34.12
PK	4.81824G	41.82	74.00	-32.18	2.79	3	Horizontal	279	1.84	-	39.03	31.12	5.79	34.12

802.11g_Nss1,(6Mbps)_1TX

27/06/2019

2417MHz_TX

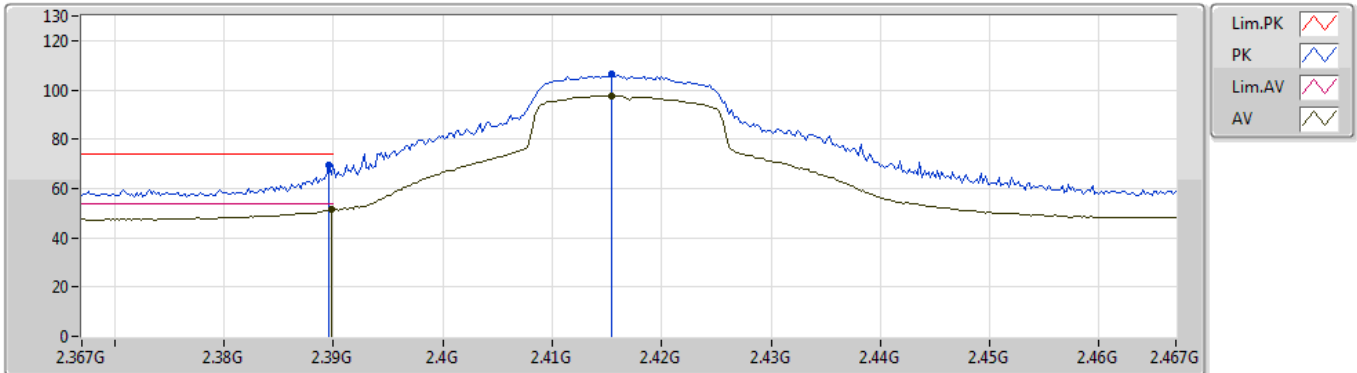


Type	Freq (Hz)	Level (dBuV/m)	Limit (dBuV/m)	Margin (dB)	Factor (dB)	Dist (m)	Condition	Azimuth (°)	Height (m)	Comment	Raw (dBuV)	AF (dB)	CL (dB)	PA (dB)
AV	2.3894G	47.85	54.00	-6.15	31.54	3	Vertical	90	1.02	-	16.31	27.54	4.00	-
AV	2.4154G	88.30	Inf	-Inf	31.49	3	Vertical	90	1.02	-	56.81	27.47	4.02	-
PK	2.3898G	60.81	74.00	-13.19	31.54	3	Vertical	90	1.02	-	29.27	27.54	4.00	-
PK	2.4146G	98.00	Inf	-Inf	31.49	3	Vertical	90	1.02	-	66.51	27.47	4.02	-

802.11g_Nss1,(6Mbps)_1TX

27/06/2019

2417MHz_TX

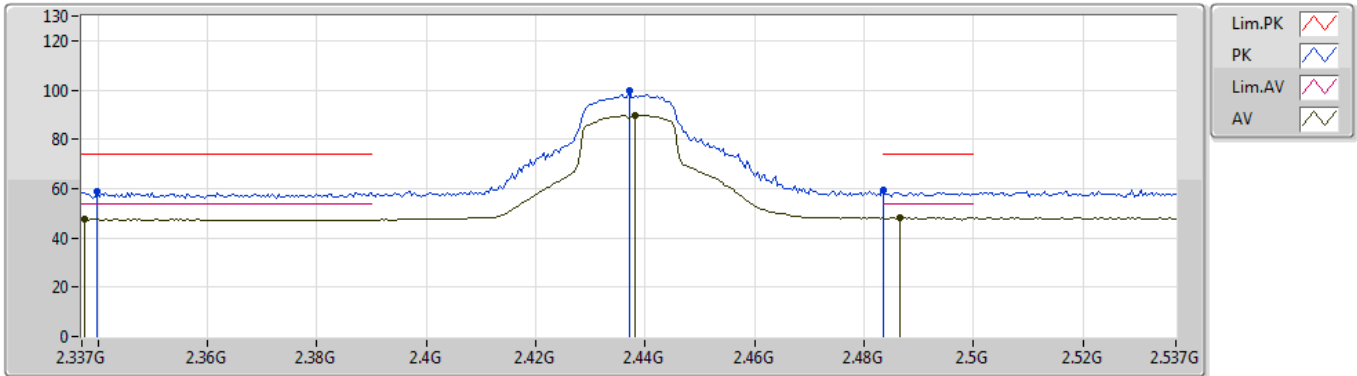


Type	Freq (Hz)	Level (dBuV/m)	Limit (dBuV/m)	Margin (dB)	Factor (dB)	Dist (m)	Condition	Azimuth (°)	Height (m)	Comment	Raw (dBuV)	AF (dB)	CL (dB)	PA (dB)
AV	2.3898G	51.46	54.00	-2.54	31.54	3	Horizontal	142	1.21	-	19.92	27.54	4.00	-
AV	2.4154G	97.63	Inf	-Inf	31.49	3	Horizontal	142	1.21	-	66.14	27.47	4.02	-
PK	2.3896G	69.64	74.00	-4.36	31.54	3	Horizontal	142	1.21	-	38.10	27.54	4.00	-
PK	2.4154G	106.19	Inf	-Inf	31.49	3	Horizontal	142	1.21	-	74.70	27.47	4.02	-

802.11g_Nss1,(6Mbps)_1TX

27/06/2019

2437MHz_TX

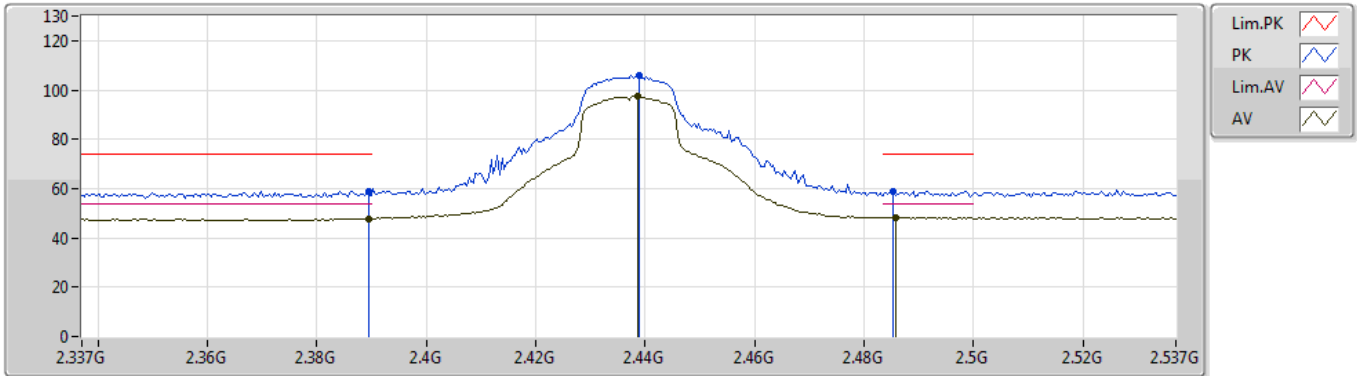


Type	Freq (Hz)	Level (dBuV/m)	Limit (dBuV/m)	Margin (dB)	Factor (dB)	Dist (m)	Condition	Azimuth (°)	Height (m)	Comment	Raw (dBuV)	AF (dB)	CL (dB)	PA (dB)
AV	2.3374G	47.60	54.00	-6.40	31.70	3	Vertical	235	1.20	-	15.90	27.75	3.95	-
AV	2.4382G	89.68	Inf	-Inf	31.46	3	Vertical	235	1.20	-	58.22	27.42	4.04	-
AV	2.4866G	48.20	54.00	-5.80	31.42	3	Vertical	235	1.20	-	16.78	27.33	4.09	-
PK	2.3398G	58.76	74.00	-15.24	31.69	3	Vertical	235	1.20	-	27.07	27.74	3.95	-
PK	2.437G	99.51	Inf	-Inf	31.47	3	Vertical	235	1.20	-	68.04	27.43	4.04	-
PK	2.4835G	59.25	74.00	-14.75	31.41	3	Vertical	235	1.20	-	27.84	27.33	4.08	-

802.11g_Nss1,(6Mbps)_1TX

27/06/2019

2437MHz_TX

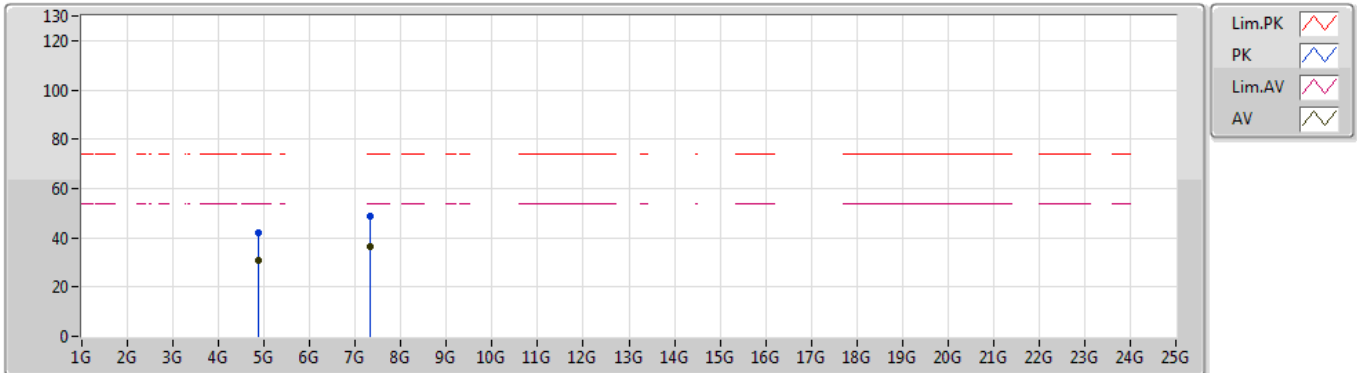


Type	Freq (Hz)	Level (dBuV/m)	Limit (dBuV/m)	Margin (dB)	Factor (dB)	Dist (m)	Condition	Azimuth (°)	Height (m)	Comment	Raw (dBuV)	AF (dB)	CL (dB)	PA (dB)
AV	2.3894G	47.85	54.00	-6.15	31.54	3	Horizontal	159	1.19	-	16.31	27.54	4.00	-
AV	2.4386G	97.26	Inf	-Inf	31.46	3	Horizontal	159	1.19	-	65.80	27.42	4.04	-
AV	2.4858G	48.20	54.00	-5.80	31.42	3	Horizontal	159	1.19	-	16.78	27.33	4.09	-
PK	2.3894G	58.99	74.00	-15.01	31.54	3	Horizontal	159	1.19	-	27.45	27.54	4.00	-
PK	2.439G	105.89	Inf	-Inf	31.46	3	Horizontal	159	1.19	-	74.43	27.42	4.04	-
PK	2.4854G	59.04	74.00	-14.96	31.42	3	Horizontal	159	1.19	-	27.62	27.33	4.09	-

802.11g_Nss1,(6Mbps)_1TX

27/06/2019

2437MHz_TX

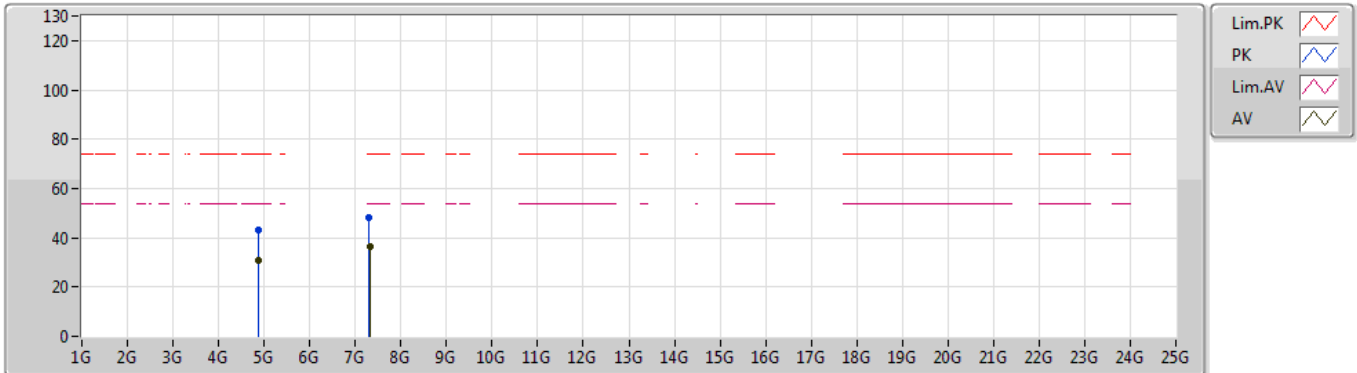


Type	Freq (Hz)	Level (dBuV/m)	Limit (dBuV/m)	Margin (dB)	Factor (dB)	Dist (m)	Condition	Azimuth (°)	Height (m)	Comment	Raw (dBuV)	AF (dB)	CL (dB)	PA (dB)
AV	4.87124G	30.56	54.00	-23.44	2.88	3	Vertical	197	2.47	-	27.68	31.17	5.83	34.12
AV	7.32498G	36.53	54.00	-17.47	9.35	3	Vertical	223	1.16	-	27.18	36.28	7.45	34.38
PK	4.87058G	42.30	74.00	-31.70	2.88	3	Vertical	197	2.47	-	39.42	31.17	5.83	34.12
PK	7.32534G	48.74	74.00	-25.26	9.34	3	Vertical	223	1.16	-	39.40	36.27	7.45	34.38

802.11g_Nss1,(6Mbps)_1TX

27/06/2019

2437MHz_TX

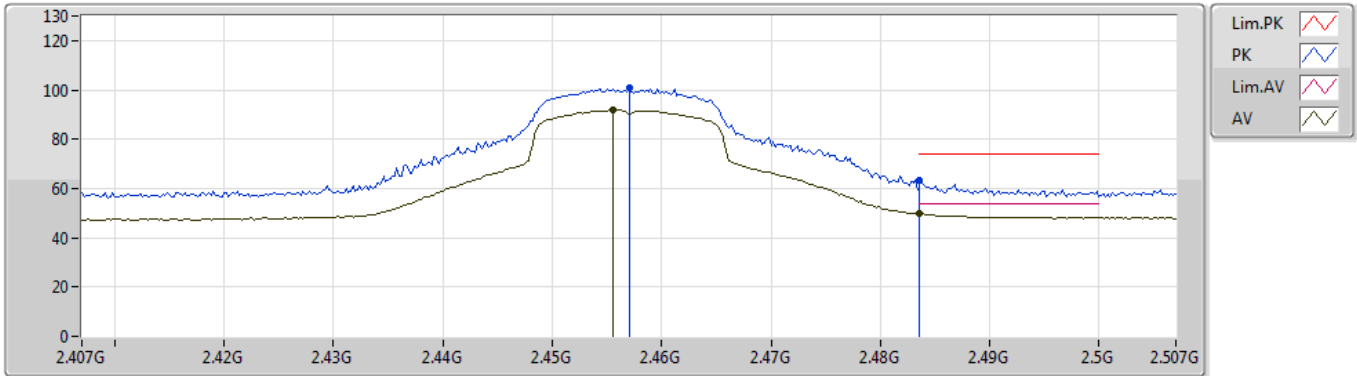


Type	Freq (Hz)	Level (dBuV/m)	Limit (dBuV/m)	Margin (dB)	Factor (dB)	Dist (m)	Condition	Azimuth (°)	Height (m)	Comment	Raw (dBuV)	AF (dB)	CL (dB)	PA (dB)
AV	4.88804G	30.56	54.00	-23.44	2.91	3	Horizontal	267	2.41	-	27.65	31.19	5.84	34.12
AV	7.32504G	36.61	54.00	-17.39	9.34	3	Horizontal	324	1.23	-	27.27	36.27	7.45	34.38
PK	4.86446G	42.87	74.00	-31.13	2.86	3	Horizontal	267	2.41	-	40.01	31.16	5.82	34.12
PK	7.3065G	48.27	74.00	-25.73	9.41	3	Horizontal	324	1.23	-	38.86	36.29	7.49	34.37

802.11g_Nss1,(6Mbps)_1TX

27/06/2019

2457MHz_TX

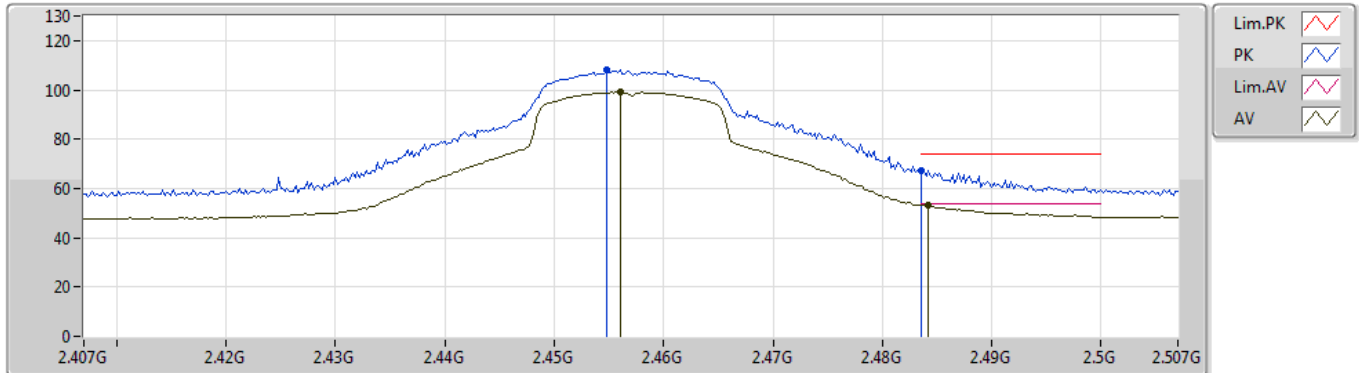


Type	Freq (Hz)	Level (dBuV/m)	Limit (dBuV/m)	Margin (dB)	Factor (dB)	Dist (m)	Condition	Azimuth (°)	Height (m)	Comment	Raw (dBuV)	AF (dB)	CL (dB)	PA (dB)
AV	2.4556G	91.71	Inf	-Inf	31.45	3	Vertical	234	1.19	-	60.26	27.39	4.06	-
AV	2.4835G	49.68	54.00	-4.32	31.41	3	Vertical	234	1.19	-	18.27	27.33	4.08	-
PK	2.457G	100.82	Inf	-Inf	31.45	3	Vertical	234	1.19	-	69.37	27.39	4.06	-
PK	2.4836G	63.55	74.00	-10.45	31.41	3	Vertical	234	1.19	-	32.14	27.33	4.08	-

802.11g_Nss1,(6Mbps)_1TX

27/06/2019

2457MHz_TX

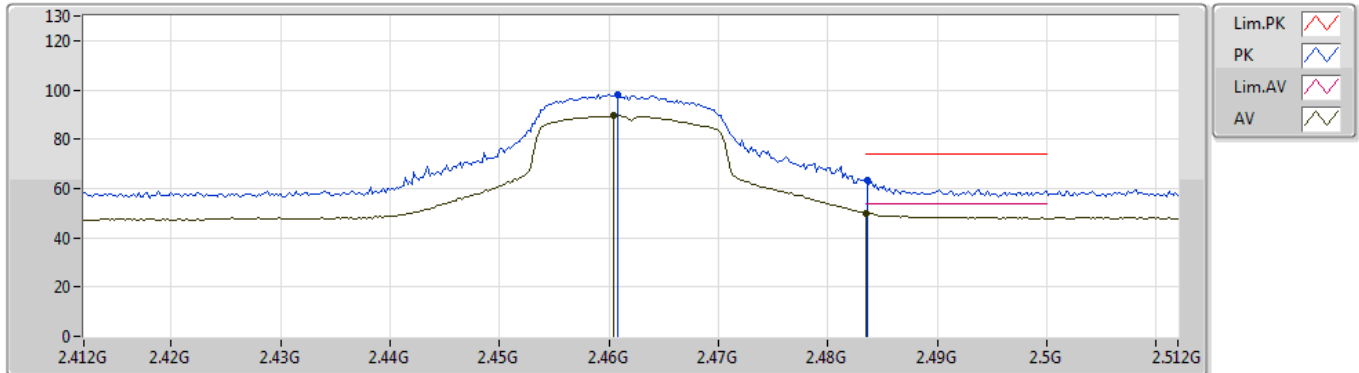


Type	Freq (Hz)	Level (dBuV/m)	Limit (dBuV/m)	Margin (dB)	Factor (dB)	Dist (m)	Condition	Azimuth (°)	Height (m)	Comment	Raw (dBuV)	AF (dB)	CL (dB)	PA (dB)
AV	2.456G	99.08	Inf	-Inf	31.45	3	Horizontal	144	1.32	-	67.63	27.39	4.06	-
AV	2.4842G	53.21	54.00	-0.79	31.42	3	Horizontal	144	1.32	-	21.79	27.33	4.09	-
PK	2.4548G	108.38	Inf	-Inf	31.45	3	Horizontal	144	1.32	-	76.93	27.39	4.06	-
PK	2.4835G	67.49	74.00	-6.51	31.41	3	Horizontal	144	1.32	-	36.08	27.33	4.08	-

802.11g_Nss1,(6Mbps)_1TX

27/06/2019

2462MHz_TX

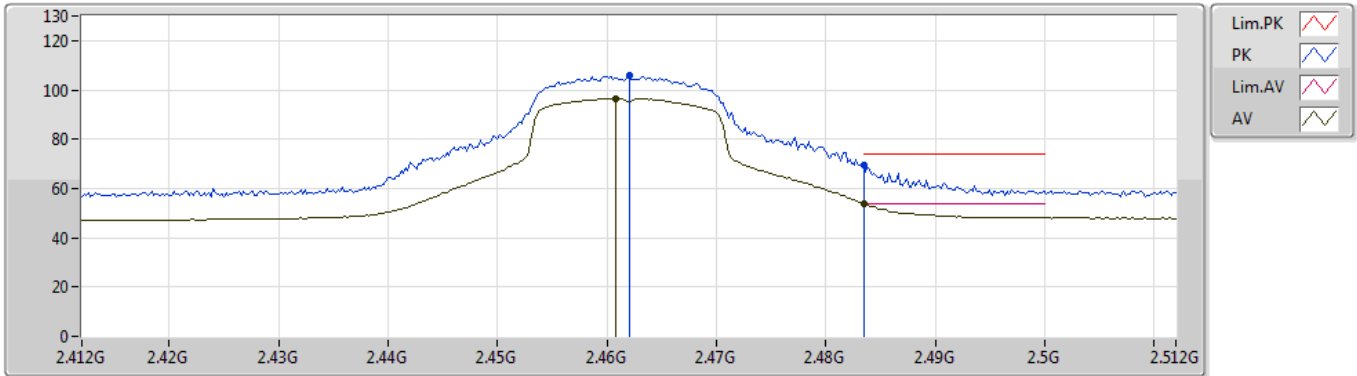


Type	Freq (Hz)	Level (dBuV/m)	Limit (dBuV/m)	Margin (dB)	Factor (dB)	Dist (m)	Condition	Azimuth (°)	Height (m)	Comment	Raw (dBuV)	AF (dB)	CL (dB)	PA (dB)
AV	2.4604G	89.54	Inf	-Inf	31.44	3	Vertical	236	1.07	-	58.10	27.38	4.06	-
AV	2.4835G	50.13	54.00	-3.87	31.41	3	Vertical	236	1.07	-	18.72	27.33	4.08	-
PK	2.4608G	98.12	Inf	-Inf	31.44	3	Vertical	236	1.07	-	66.68	27.38	4.06	-
PK	2.4836G	63.10	74.00	-10.90	31.41	3	Vertical	236	1.07	-	31.69	27.33	4.08	-

802.11g_Nss1,(6Mbps)_1TX

27/06/2019

2462MHz_TX

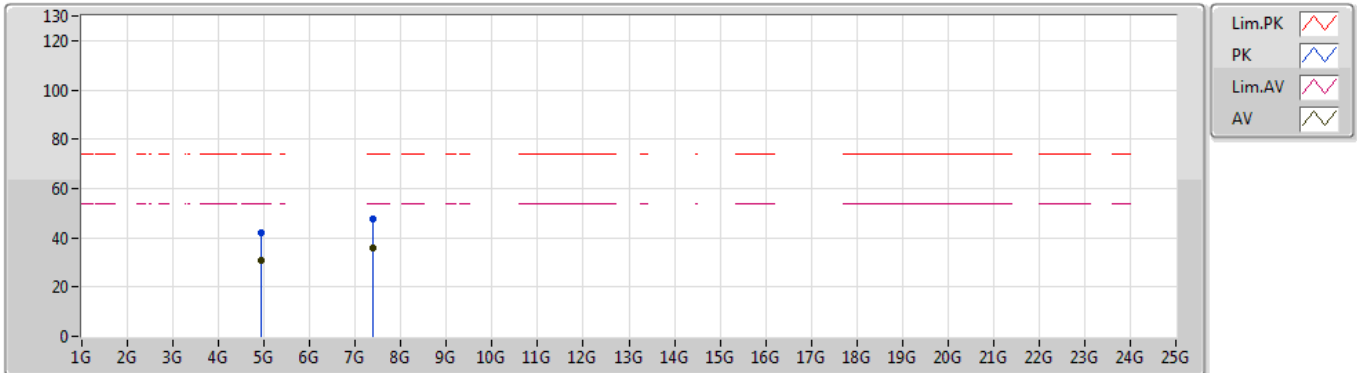


Type	Freq (Hz)	Level (dBuV/m)	Limit (dBuV/m)	Margin (dB)	Factor (dB)	Dist (m)	Condition	Azimuth (°)	Height (m)	Comment	Raw (dBuV)	AF (dB)	CL (dB)	PA (dB)
AV	2.4608G	96.58	Inf	-Inf	31.44	3	Horizontal	145	1.29	-	65.14	27.38	4.06	-
AV	2.4835G	53.93	54.00	-0.07	31.41	3	Horizontal	145	1.29	-	22.52	27.33	4.08	-
PK	2.462G	105.69	Inf	-Inf	31.44	3	Horizontal	145	1.29	-	74.25	27.38	4.06	-
PK	2.4835G	69.30	74.00	-4.70	31.41	3	Horizontal	145	1.29	-	37.89	27.33	4.08	-

802.11g_Nss1,(6Mbps)_1TX

27/06/2019

2462MHz_TX

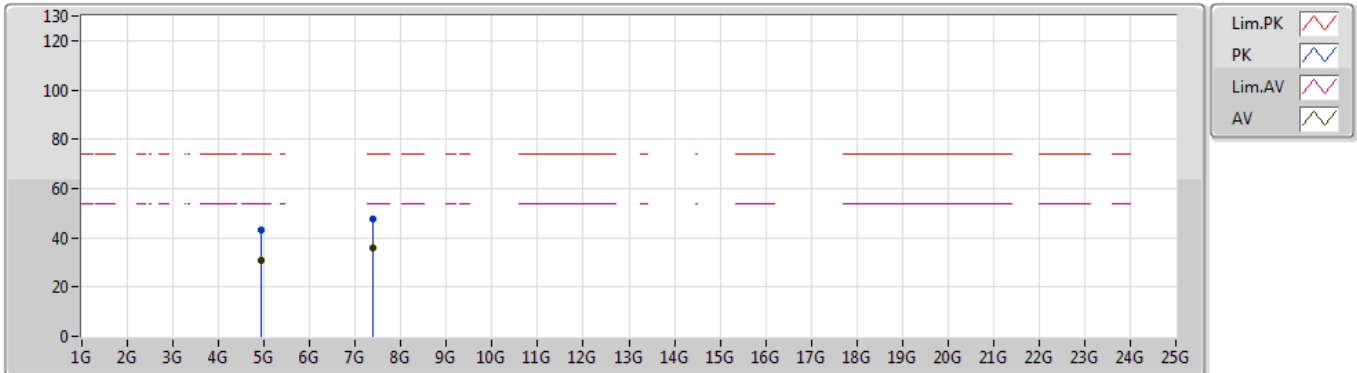


Type	Freq (Hz)	Level (dBuV/m)	Limit (dBuV/m)	Margin (dB)	Factor (dB)	Dist (m)	Condition	Azimuth (°)	Height (m)	Comment	Raw (dBuV)	AF (dB)	CL (dB)	PA (dB)
AV	4.93642G	30.93	54.00	-23.07	3.06	3	Vertical	211	1.38	-	27.87	31.31	5.87	34.12
AV	7.37178G	36.03	54.00	-17.97	9.21	3	Vertical	166	2.17	-	26.82	36.23	7.37	34.39
PK	4.92766G	42.27	74.00	-31.73	3.03	3	Vertical	211	1.38	-	39.24	31.28	5.87	34.12
PK	7.37604G	47.63	74.00	-26.37	9.18	3	Vertical	166	2.17	-	38.45	36.22	7.36	34.40

802.11g_Nss1,(6Mbps)_1TX

27/06/2019

2462MHz_TX

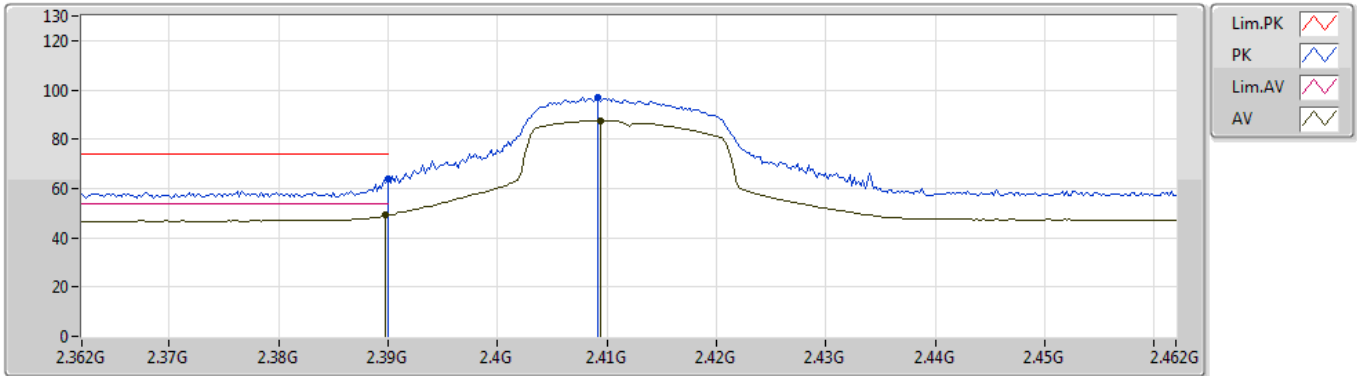


Type	Freq (Hz)	Level (dBuV/m)	Limit (dBuV/m)	Margin (dB)	Factor (dB)	Dist (m)	Condition	Azimuth (°)	Height (m)	Comment	Raw (dBuV)	AF (dB)	CL (dB)	PA (dB)
AV	4.9357G	30.82	54.00	-23.18	3.06	3	Horizontal	181	1.65	-	27.76	31.31	5.87	34.12
AV	7.37166G	36.03	54.00	-17.97	9.21	3	Horizontal	22	1.40	-	26.82	36.23	7.37	34.39
PK	4.93G	43.05	74.00	-30.95	3.04	3	Horizontal	181	1.65	-	40.01	31.29	5.87	34.12
PK	7.38834G	47.83	74.00	-26.17	9.15	3	Horizontal	22	1.40	-	38.68	36.21	7.34	34.40

802.11n HT20_Nss1,(MCS0)_1TX

27/06/2019

2412MHz_TX

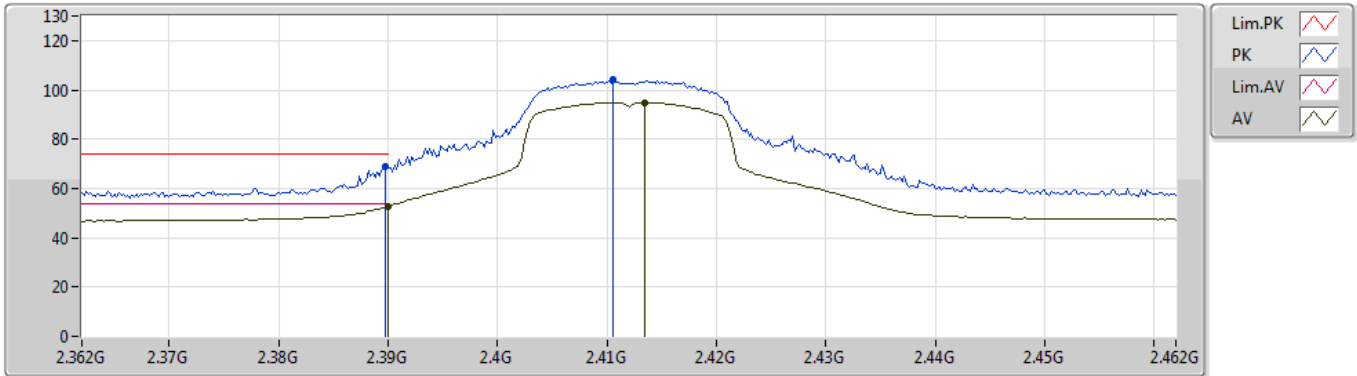


Type	Freq (Hz)	Level (dBuV/m)	Limit (dBuV/m)	Margin (dB)	Factor (dB)	Dist (m)	Condition	Azimuth (°)	Height (m)	Comment	Raw (dBuV)	AF (dB)	CL (dB)	PA (dB)
AV	2.3898G	49.08	54.00	-4.92	31.54	3	Vertical	236	1.01	-	17.54	27.54	4.00	-
AV	2.4094G	87.41	Inf	-Inf	31.49	3	Vertical	236	1.01	-	55.92	27.48	4.01	-
PK	2.39G	63.63	74.00	-10.37	31.54	3	Vertical	236	1.01	-	32.09	27.54	4.00	-
PK	2.4092G	96.75	Inf	-Inf	31.49	3	Vertical	236	1.01	-	65.26	27.48	4.01	-

802.11n HT20_Nss1,(MCS0)_1TX

27/06/2019

2412MHz_TX

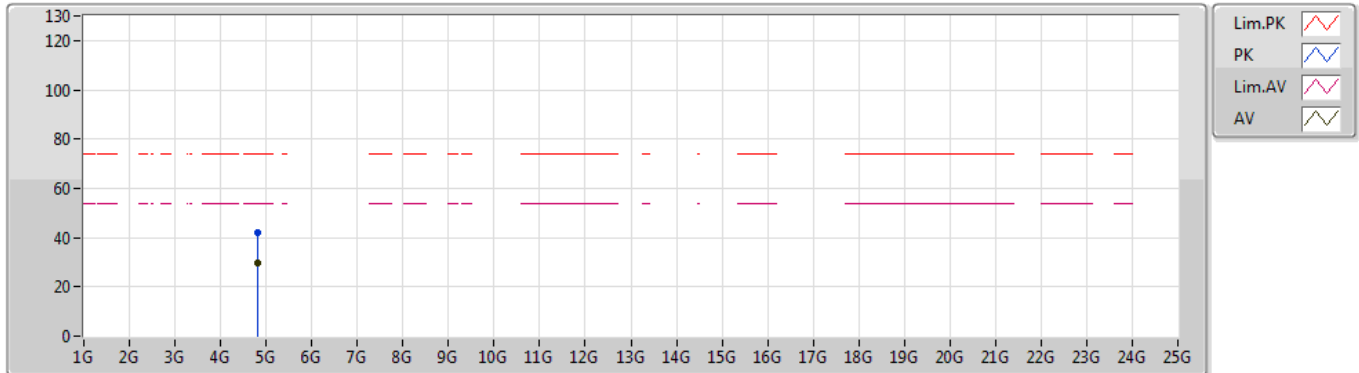


Type	Freq (Hz)	Level (dBuV/m)	Limit (dBuV/m)	Margin (dB)	Factor (dB)	Dist (m)	Condition	Azimuth (°)	Height (m)	Comment	Raw (dBuV)	AF (dB)	CL (dB)	PA (dB)
AV	2.39G	52.75	54.00	-1.25	31.54	3	Horizontal	143	1.42	-	21.21	27.54	4.00	-
AV	2.4134G	94.91	Inf	-Inf	31.49	3	Horizontal	143	1.42	-	63.42	27.47	4.02	-
PK	2.3898G	69.08	74.00	-4.92	31.54	3	Horizontal	143	1.42	-	37.54	27.54	4.00	-
PK	2.4106G	104.03	Inf	-Inf	31.50	3	Horizontal	143	1.42	-	72.53	27.48	4.02	-

802.11n HT20_Nss1,(MCS0)_1TX

27/06/2019

2412MHz_TX

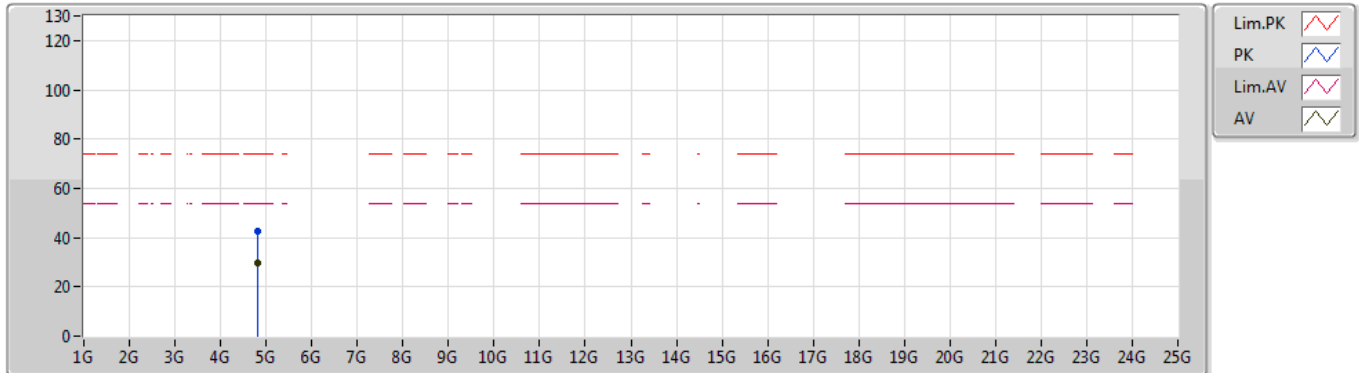


Type	Freq (Hz)	Level (dBuV/m)	Limit (dBuV/m)	Margin (dB)	Factor (dB)	Dist (m)	Condition	Azimuth (°)	Height (m)	Comment	Raw (dBuV)	AF (dB)	CL (dB)	PA (dB)
AV	4.81614G	29.73	54.00	-24.27	2.79	3	Vertical	27	1.79	-	26.94	31.12	5.79	34.12
PK	4.81812G	41.96	74.00	-32.04	2.79	3	Vertical	27	1.79	-	39.17	31.12	5.79	34.12

802.11n HT20_Nss1,(MCS0)_1TX

27/06/2019

2412MHz_TX

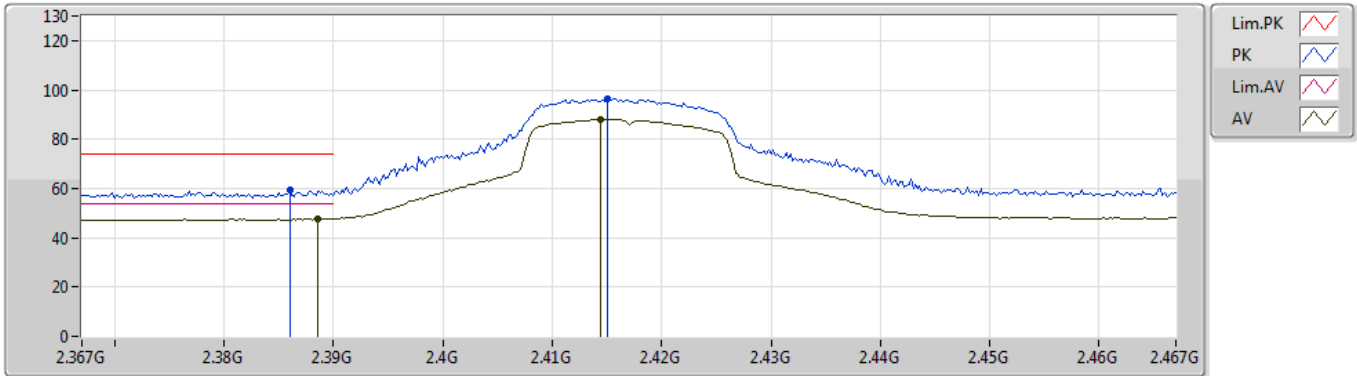


Type	Freq (Hz)	Level (dBuV/m)	Limit (dBuV/m)	Margin (dB)	Factor (dB)	Dist (m)	Condition	Azimuth (°)	Height (m)	Comment	Raw (dBuV)	AF (dB)	CL (dB)	PA (dB)
AV	4.81374G	29.63	54.00	-24.37	2.78	3	Horizontal	83	1.75	-	26.85	31.11	5.79	34.12
PK	4.82304G	42.31	74.00	-31.69	2.79	3	Horizontal	83	1.75	-	39.52	31.12	5.79	34.12

802.11n HT20_Nss1,(MCS0)_1TX

27/06/2019

2417MHz_TX

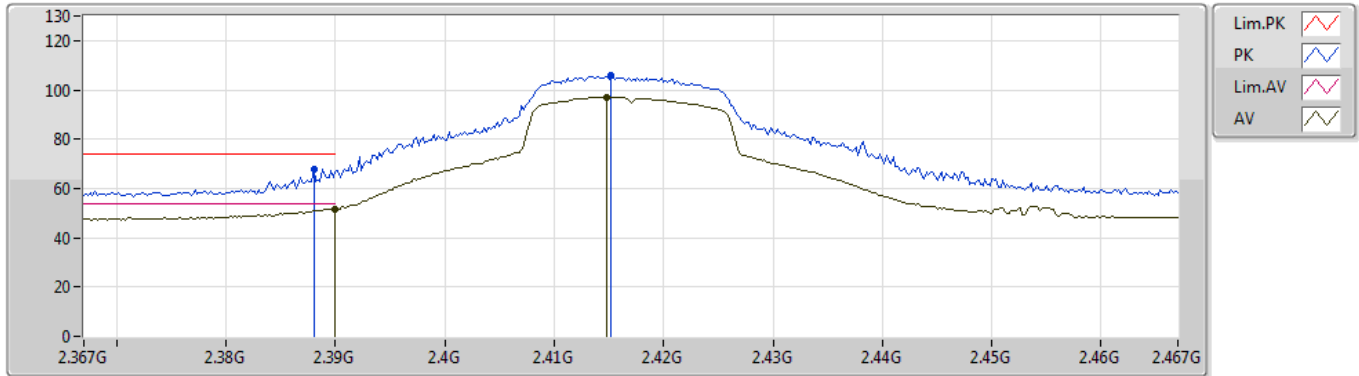


Type	Freq (Hz)	Level (dBuV/m)	Limit (dBuV/m)	Margin (dB)	Factor (dB)	Dist (m)	Condition	Azimuth (°)	Height (m)	Comment	Raw (dBuV)	AF (dB)	CL (dB)	PA (dB)
AV	2.3886G	47.85	54.00	-6.15	31.55	3	Vertical	90	1.03	-	16.30	27.55	4.00	-
AV	2.4144G	88.09	Inf	-Inf	31.49	3	Vertical	90	1.03	-	56.60	27.47	4.02	-
PK	2.386G	59.63	74.00	-14.37	31.55	3	Vertical	90	1.03	-	28.08	27.56	3.99	-
PK	2.415G	96.46	Inf	-Inf	31.49	3	Vertical	90	1.03	-	64.97	27.47	4.02	-

802.11n HT20_Nss1,(MCS0)_1TX

27/06/2019

2417MHz_TX

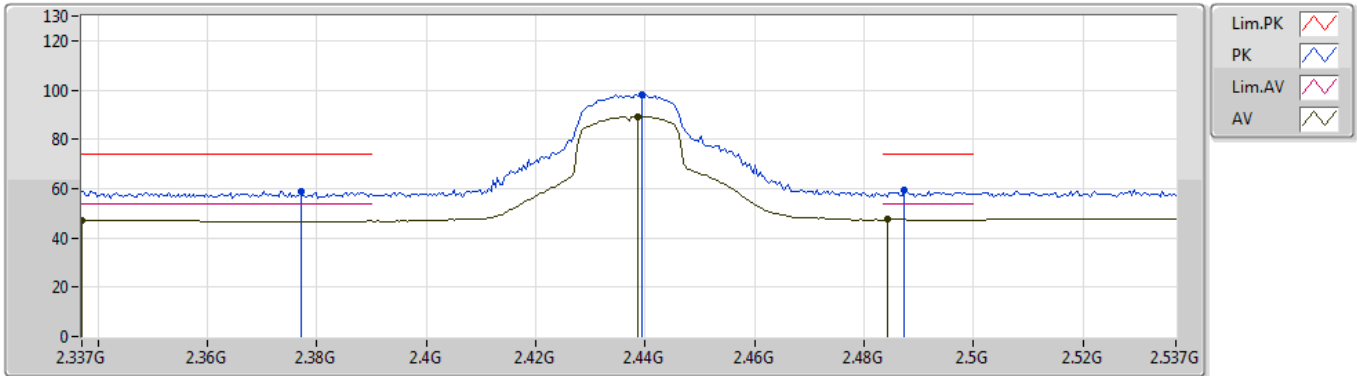


Type	Freq (Hz)	Level (dBuV/m)	Limit (dBuV/m)	Margin (dB)	Factor (dB)	Dist (m)	Condition	Azimuth (°)	Height (m)	Comment	Raw (dBuV)	AF (dB)	CL (dB)	PA (dB)
AV	2.39G	51.80	54.00	-2.20	31.54	3	Horizontal	141	1.19	-	20.26	27.54	4.00	-
AV	2.4148G	97.17	Inf	-Inf	31.49	3	Horizontal	141	1.19	-	65.68	27.47	4.02	-
PK	2.388G	67.97	74.00	-6.03	31.54	3	Horizontal	141	1.19	-	36.43	27.55	3.99	-
PK	2.4152G	105.75	Inf	-Inf	31.49	3	Horizontal	141	1.19	-	74.26	27.47	4.02	-

802.11n HT20_Nss1,(MCS0)_1TX

27/06/2019

2437MHz_TX

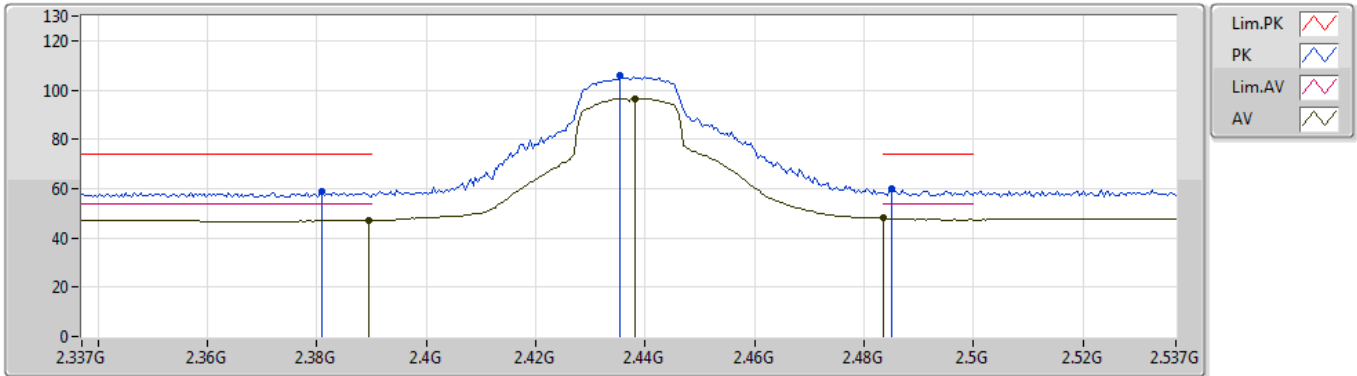


Type	Freq (Hz)	Level (dBuV/m)	Limit (dBuV/m)	Margin (dB)	Factor (dB)	Dist (m)	Condition	Azimuth (°)	Height (m)	Comment	Raw (dBuV)	AF (dB)	CL (dB)	PA (dB)
AV	2.337G	47.03	54.00	-6.97	31.70	3	Vertical	236	1.17	-	15.33	27.75	3.95	-
AV	2.4386G	89.19	Inf	-Inf	31.46	3	Vertical	236	1.17	-	57.73	27.42	4.04	-
AV	2.4842G	47.35	54.00	-6.65	31.42	3	Vertical	236	1.17	-	15.93	27.33	4.09	-
PK	2.377G	58.97	74.00	-15.03	31.57	3	Vertical	236	1.17	-	27.40	27.59	3.98	-
PK	2.4394G	98.16	Inf	-Inf	31.46	3	Vertical	236	1.17	-	66.70	27.42	4.04	-
PK	2.4874G	59.19	74.00	-14.81	31.42	3	Vertical	236	1.17	-	27.77	27.33	4.09	-

802.11n HT20_Nss1,(MCS0)_1TX

27/06/2019

2437MHz_TX

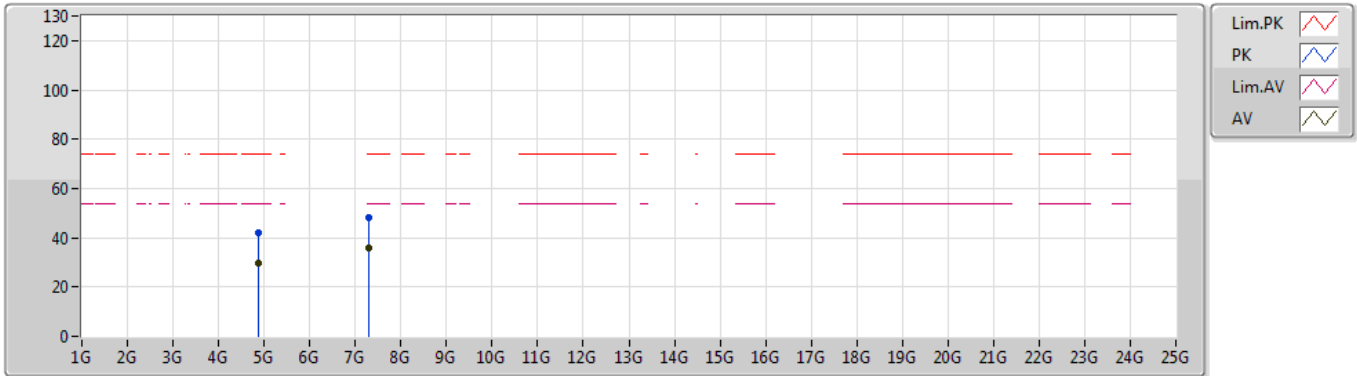


Type	Freq (Hz)	Level (dBuV/m)	Limit (dBuV/m)	Margin (dB)	Factor (dB)	Dist (m)	Condition	Azimuth (°)	Height (m)	Comment	Raw (dBuV)	AF (dB)	CL (dB)	PA (dB)
AV	2.3894G	47.31	54.00	-6.69	31.54	3	Horizontal	160	1.06	-	15.77	27.54	4.00	-
AV	2.4382G	96.65	Inf	-Inf	31.46	3	Horizontal	160	1.06	-	65.19	27.42	4.04	-
AV	2.4835G	47.92	54.00	-6.08	31.41	3	Horizontal	160	1.06	-	16.51	27.33	4.08	-
PK	2.381G	58.62	74.00	-15.38	31.57	3	Horizontal	160	1.06	-	27.05	27.58	3.99	-
PK	2.4354G	105.82	Inf	-Inf	31.47	3	Horizontal	160	1.06	-	74.35	27.43	4.04	-
PK	2.485G	59.68	74.00	-14.32	31.42	3	Horizontal	160	1.06	-	28.26	27.33	4.09	-

802.11n HT20_Nss1,(MCS0)_1TX

27/06/2019

2437MHz_TX

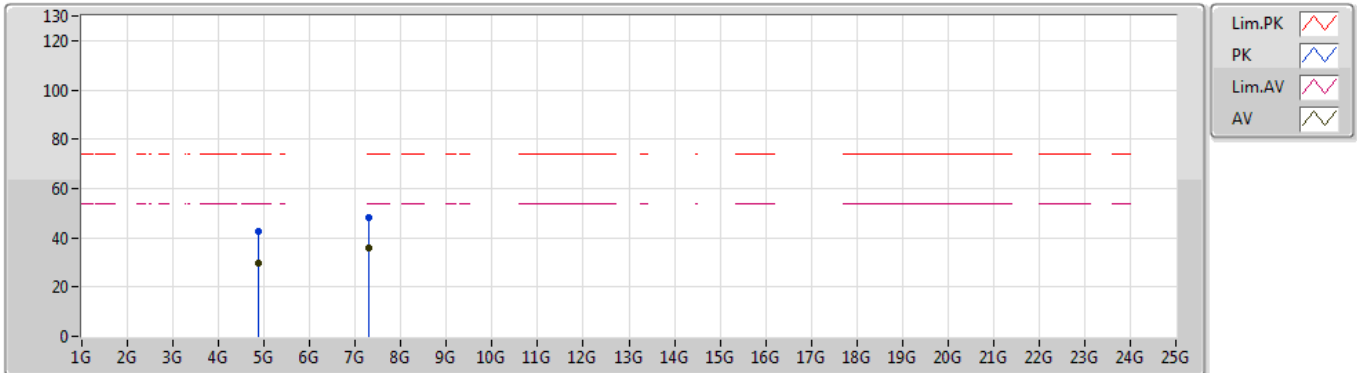


Type	Freq (Hz)	Level (dBuV/m)	Limit (dBuV/m)	Margin (dB)	Factor (dB)	Dist (m)	Condition	Azimuth (°)	Height (m)	Comment	Raw (dBuV)	AF (dB)	CL (dB)	PA (dB)
AV	4.8881G	29.91	54.00	-24.09	2.91	3	Vertical	209	1.01	-	27.00	31.19	5.84	34.12
AV	7.30422G	35.89	54.00	-18.11	9.42	3	Vertical	259	2.23	-	26.47	36.30	7.49	34.37
PK	4.8854G	41.86	74.00	-32.14	2.91	3	Vertical	209	1.01	-	38.95	31.19	5.84	34.12
PK	7.29792G	48.28	74.00	-25.72	9.43	3	Vertical	259	2.23	-	38.85	36.30	7.50	34.37

802.11n HT20_Nss1,(MCS0)_1TX

27/06/2019

2437MHz_TX

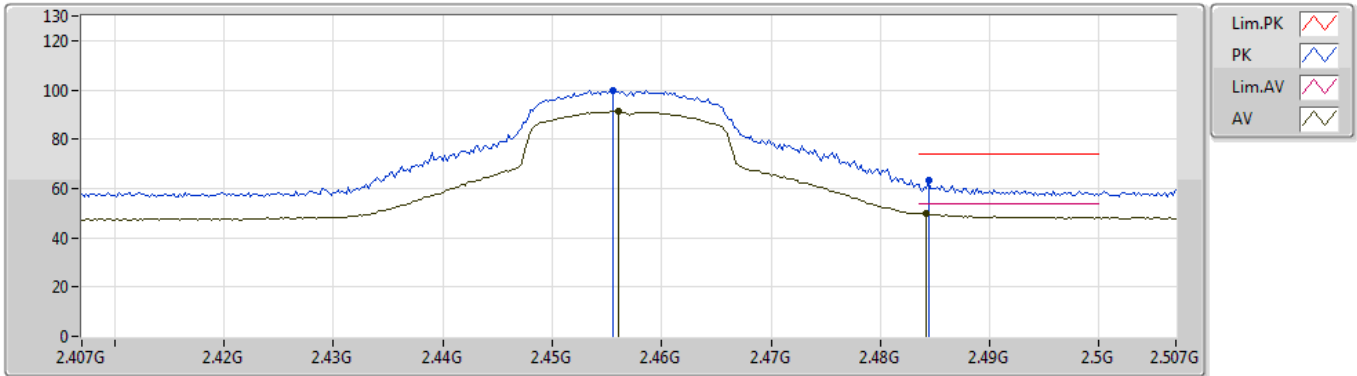


Type	Freq (Hz)	Level (dBuV/m)	Limit (dBuV/m)	Margin (dB)	Factor (dB)	Dist (m)	Condition	Azimuth (°)	Height (m)	Comment	Raw (dBuV)	AF (dB)	CL (dB)	PA (dB)
AV	4.86944G	29.80	54.00	-24.20	2.88	3	Horizontal	24	2.06	-	26.92	31.17	5.83	34.12
AV	7.299G	35.80	54.00	-18.20	9.43	3	Horizontal	160	1.57	-	26.37	36.30	7.50	34.37
PK	4.8875G	42.35	74.00	-31.65	2.91	3	Horizontal	24	2.06	-	39.44	31.19	5.84	34.12
PK	7.30584G	48.20	74.00	-25.80	9.41	3	Horizontal	160	1.57	-	38.79	36.29	7.49	34.37

802.11n HT20_Nss1,(MCS0)_1TX

27/06/2019

2457MHz_TX

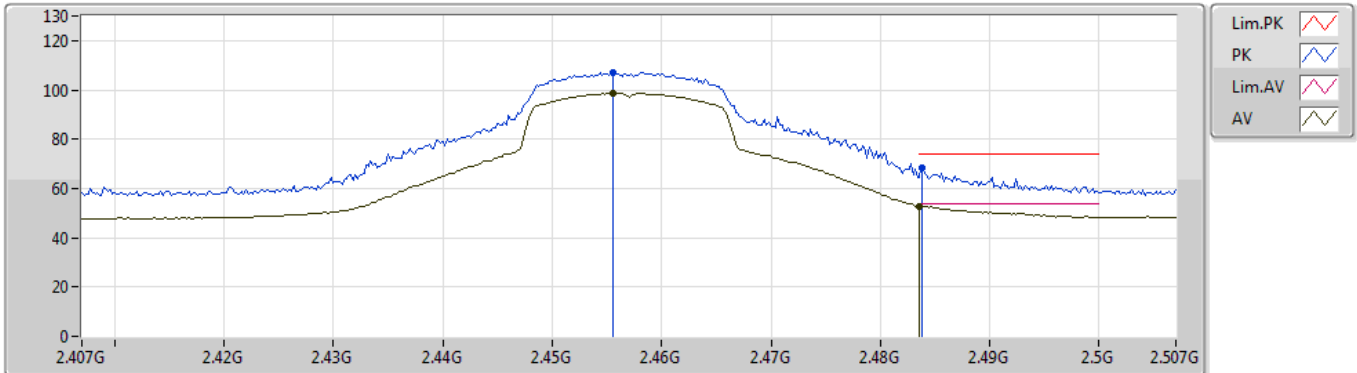


Type	Freq (Hz)	Level (dBuV/m)	Limit (dBuV/m)	Margin (dB)	Factor (dB)	Dist (m)	Condition	Azimuth (°)	Height (m)	Comment	Raw (dBuV)	AF (dB)	CL (dB)	PA (dB)
AV	2.456G	91.25	Inf	-Inf	31.45	3	Vertical	234	1.18	-	59.80	27.39	4.06	-
AV	2.4842G	49.69	54.00	-4.31	31.42	3	Vertical	234	1.18	-	18.27	27.33	4.09	-
PK	2.4556G	99.89	Inf	-Inf	31.45	3	Vertical	234	1.18	-	68.44	27.39	4.06	-
PK	2.4844G	63.43	74.00	-10.57	31.42	3	Vertical	234	1.18	-	32.01	27.33	4.09	-

802.11n HT20_Nss1,(MCS0)_1TX

27/06/2019

2457MHz_TX

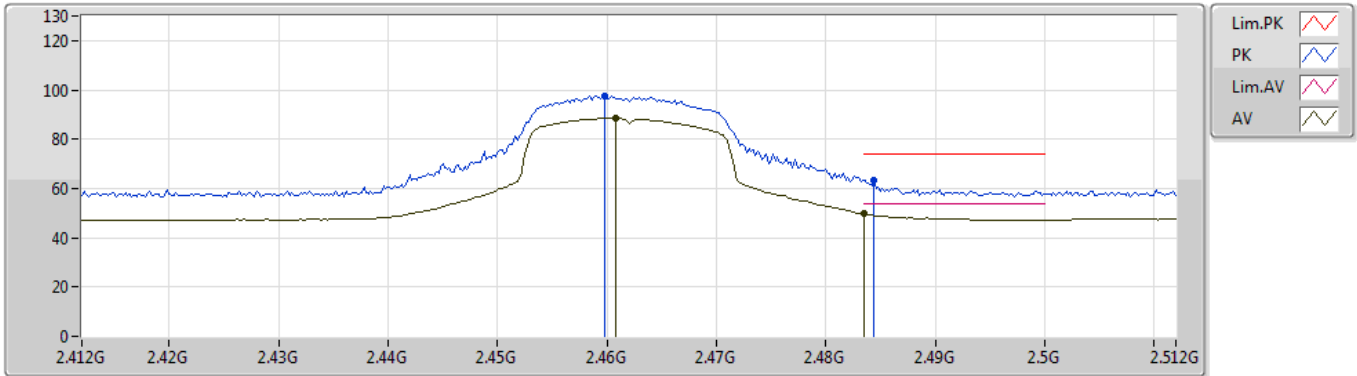


Type	Freq (Hz)	Level (dBuV/m)	Limit (dBuV/m)	Margin (dB)	Factor (dB)	Dist (m)	Condition	Azimuth (°)	Height (m)	Comment	Raw (dBuV)	AF (dB)	CL (dB)	PA (dB)
AV	2.4556G	98.60	Inf	-Inf	31.45	3	Horizontal	143	1.20	-	67.15	27.39	4.06	-
AV	2.4835G	52.89	54.00	-1.11	31.41	3	Horizontal	143	1.20	-	21.48	27.33	4.08	-
PK	2.4556G	107.06	Inf	-Inf	31.45	3	Horizontal	143	1.20	-	75.61	27.39	4.06	-
PK	2.4838G	68.24	74.00	-5.76	31.41	3	Horizontal	143	1.20	-	36.83	27.33	4.08	-

802.11n HT20_Nss1,(MCS0)_1TX

27/06/2019

2462MHz_TX

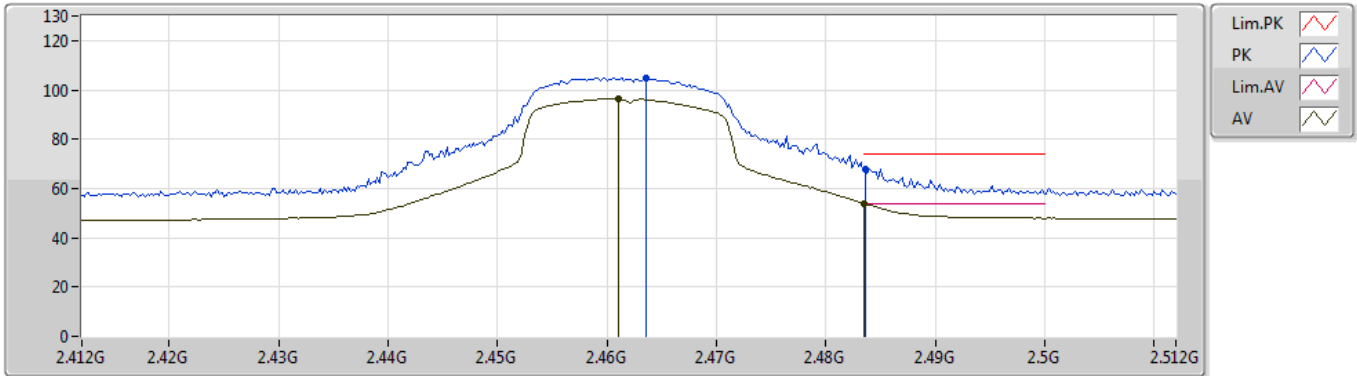


Type	Freq (Hz)	Level (dBuV/m)	Limit (dBuV/m)	Margin (dB)	Factor (dB)	Dist (m)	Condition	Azimuth (°)	Height (m)	Comment	Raw (dBuV)	AF (dB)	CL (dB)	PA (dB)
AV	2.4608G	88.60	Inf	-Inf	31.44	3	Vertical	236	1.08	-	57.16	27.38	4.06	-
AV	2.4835G	49.68	54.00	-4.32	31.41	3	Vertical	236	1.08	-	18.27	27.33	4.08	-
PK	2.4598G	97.43	Inf	-Inf	31.44	3	Vertical	236	1.08	-	65.99	27.38	4.06	-
PK	2.4844G	63.47	74.00	-10.53	31.42	3	Vertical	236	1.08	-	32.05	27.33	4.09	-

802.11n HT20_Nss1,(MCS0)_1TX

27/06/2019

2462MHz_TX

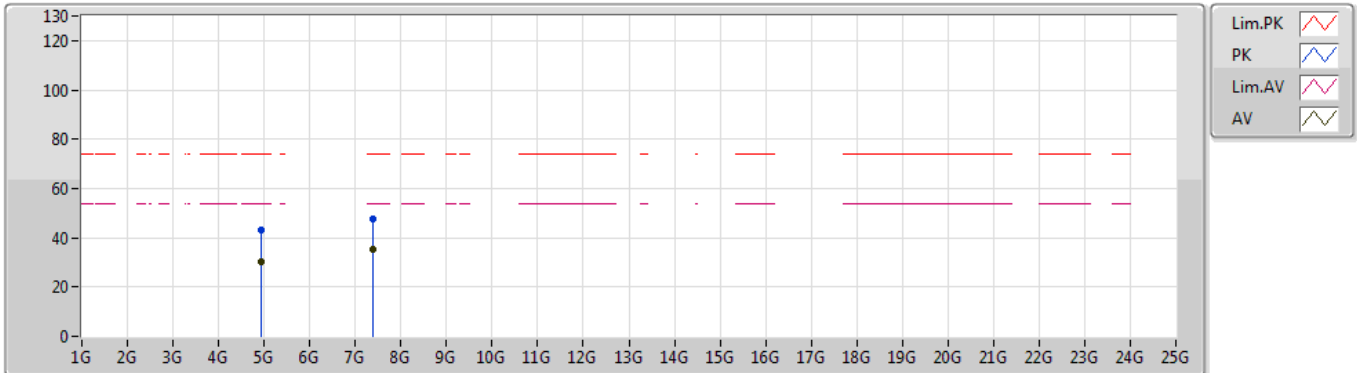


Type	Freq (Hz)	Level (dBuV/m)	Limit (dBuV/m)	Margin (dB)	Factor (dB)	Dist (m)	Condition	Azimuth (°)	Height (m)	Comment	Raw (dBuV)	AF (dB)	CL (dB)	PA (dB)
AV	2.461G	96.40	Inf	-Inf	31.44	3	Horizontal	144	1.30	-	64.96	27.38	4.06	-
AV	2.4835G	53.94	54.00	-0.06	31.41	3	Horizontal	144	1.30	-	22.53	27.33	4.08	-
PK	2.4636G	105.06	Inf	-Inf	31.44	3	Horizontal	144	1.30	-	73.62	27.37	4.07	-
PK	2.4836G	67.93	74.00	-6.07	31.41	3	Horizontal	144	1.30	-	36.52	27.33	4.08	-

802.11n HT20_Nss1,(MCS0)_1TX

27/06/2019

2462MHz_TX

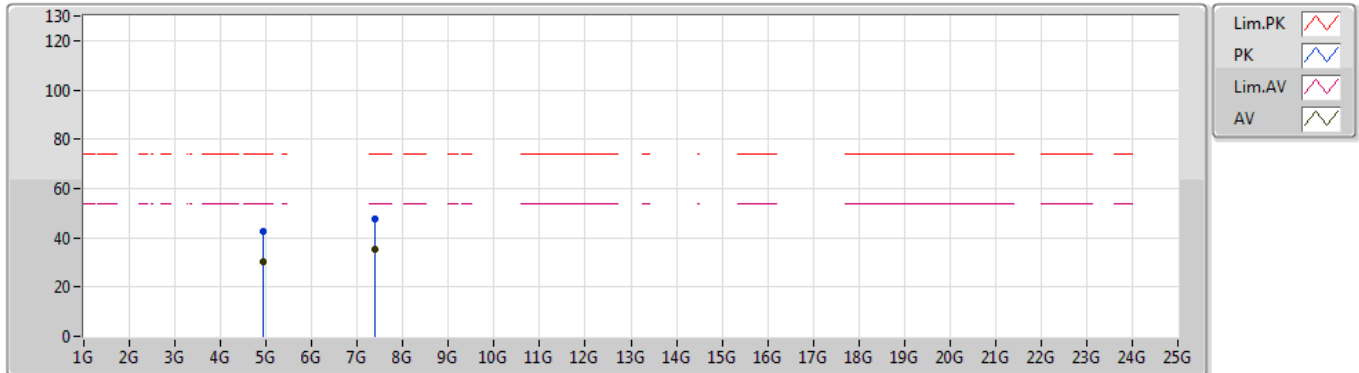


Type	Freq (Hz)	Level (dBuV/m)	Limit (dBuV/m)	Margin (dB)	Factor (dB)	Dist (m)	Condition	Azimuth (°)	Height (m)	Comment	Raw (dBuV)	AF (dB)	CL (dB)	PA (dB)
AV	4.9387G	30.30	54.00	-23.70	3.08	3	Vertical	142	2.37	-	27.22	31.32	5.88	34.12
AV	7.38204G	35.36	54.00	-18.64	9.17	3	Vertical	129	1.44	-	26.19	36.22	7.35	34.40
PK	4.93012G	42.95	74.00	-31.05	3.04	3	Vertical	142	2.37	-	39.91	31.29	5.87	34.12
PK	7.39776G	47.80	74.00	-26.20	9.12	3	Vertical	129	1.44	-	38.68	36.20	7.32	34.40

802.11n HT20_Nss1,(MCS0)_1TX

27/06/2019

2462MHz_TX



Type	Freq (Hz)	Level (dBuV/m)	Limit (dBuV/m)	Margin (dB)	Factor (dB)	Dist (m)	Condition	Azimuth (°)	Height (m)	Comment	Raw (dBuV)	AF (dB)	CL (dB)	PA (dB)
AV	4.93666G	30.26	54.00	-23.74	3.06	3	Horizontal	188	1.23	-	27.20	31.31	5.87	34.12
AV	7.37142G	35.43	54.00	-18.57	9.21	3	Horizontal	287	2.39	-	26.22	36.23	7.37	34.39
PK	4.93576G	42.78	74.00	-31.22	3.06	3	Horizontal	188	1.23	-	39.72	31.31	5.87	34.12
PK	7.37784G	47.60	74.00	-26.40	9.17	3	Horizontal	287	2.39	-	38.43	36.22	7.35	34.40