

User Manual

For

Android Control board

with

wireless module

Product: Control Board

Model No.: PFB201

This user manual pertains to Android player Main board with Wireless module. The Main board can be assembled in the Android based Advertising Media Player, listed as below;


Model	Model Description
DI551ST2	55" Monitor

● Specifications:

Item	Description
Storage	Internal: 8GB NAND Flash, External: SD Card Slot
WiFi	802.11 b/g/n
Ethernet	RJ45 10/100M Fast Ethernet
Display Output	HDMI x 1
USB Input	USB Type A x 1
Card Reader	SD Card Slot x 1
Power Input	Power Jack (5V/ 2A)
LED Indicator	White (Power on), White (Ethernet)
Button/Switch	Reset
Internet Browser	Google Chrome
Video Format	JPG, H.264, H.263, DIVX, ON2VP, Mpeg1, Spark, Mpeg4, VC-1, WMV9, MPEG2, Realvideo, SVC
Image Format	BMP, JPG, TIF, PNG, GIF
Music format	MP3, WAV, WMA

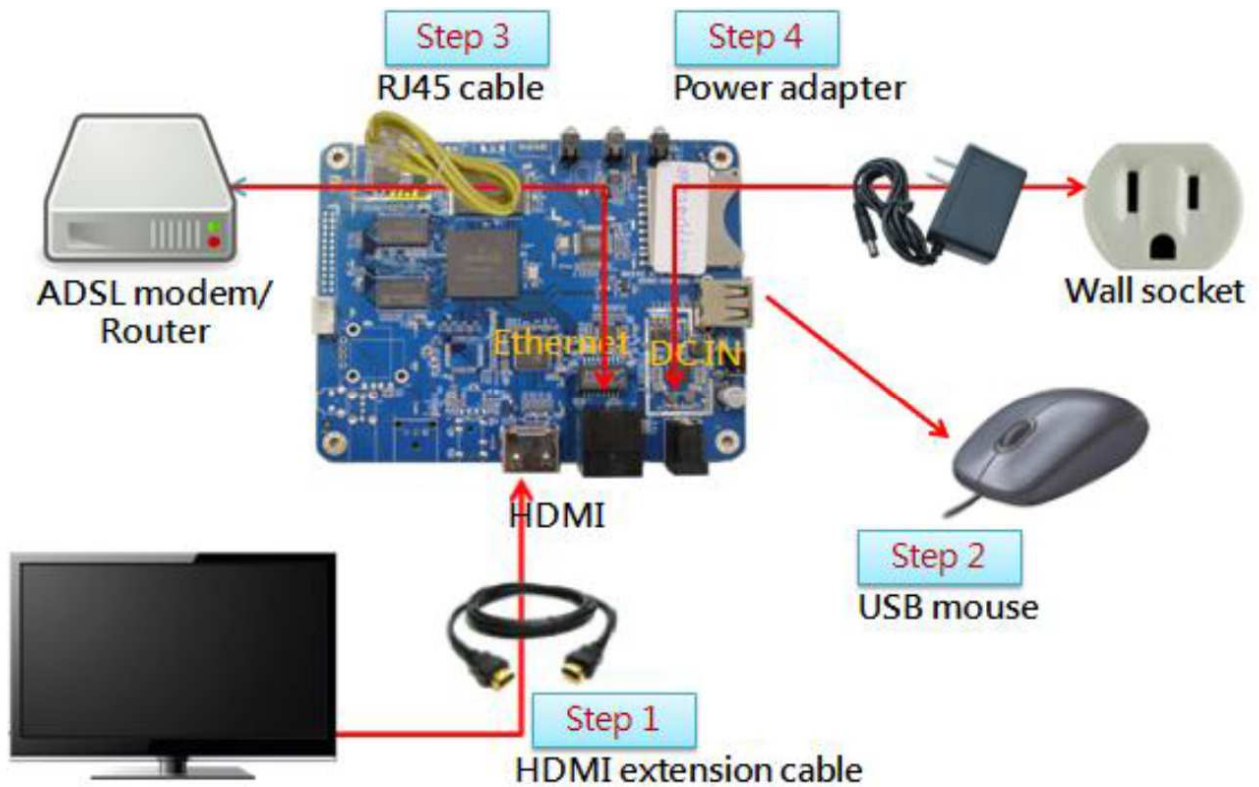
- **PCBA dimension:** 900 X 114mm
- **Assemble method:** the module will be screwed on the housing and used as a Main board for Android based Advertising Media Player .
- **Input port:**
 - 1pc Power jack - for +5V/2A power input.
 - 1pc USB TypeA- for USB mouse.
 - 1pc SD Card Slot - for SD Card
- **Output port:**
 - 1pc jack for HDMI Cable.
 - 1 pc jack for Computer Cable
 - 1pc Antenna connector for 2.4G WiFi network

Hardware interface:




- 1 SD Card
- 2 USB
- 3 Reset
- 4 DC IN
- 5 Ethernet
- 6 HDMI

7. WIFI

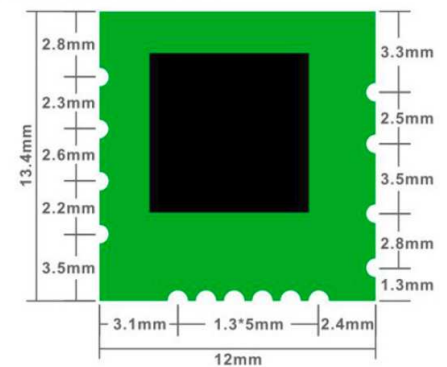


WIFI pin location and description :



Pin No:	Function	Description
1	GND	Ground
2	RF0	WLAN/BT RF TX/RX signal0
3	RF1	Non-functional
4	XIN	40MHz crystal reference clock input
5	GND	Ground
6	D+	High-Speed USB D+ Signal
7	D-	High-Speed USB D- Signal
8	VCC33	VDD3.3V for Digital IO
9	SUSPEND	Host wakeup pin
10	WO_WLAN	Host wakeup pin
11	BT_PCM_CLK	PCM clock
12	BT_PCM_SYNC	PCM sync
13	BT_PCM_OUT	PCM output
14	BT_PCM_IN	PCM input

Structure and Size:



FCC Statement:

FEDERAL COMMUNICATIONS COMMISSION INTERFERENCE STATEMENT

This equipment has been tested and found to comply with the limits for a Class B digital device, pursuant to part 15 of the FCC Rules. These limits are designed to provide reasonable protection against harmful interference in a residential installation. This equipment generates, uses and can radiate radio frequency energy and, if not installed and used in accordance with the instructions, may cause harmful interference to radio communications. However, there is no guarantee that interference will not occur in a particular installation. If this equipment does cause harmful interference to radio or television reception, which can be determined by turning the equipment off and on, the user is encouraged to try to correct the interference by one or more of the following measures:

- Reorient or relocate the receiving antenna.
- Increase the separation between the equipment and receiver.
- Connect the equipment into an outlet on a circuit different from that to which the receiver is connected.
- Consult the dealer or an experienced radio/ TV technician for help.

CAUTION:

Any changes or modifications not expressly approved by the grantee of this device could void the user's authority to operate the equipment.

This device complies with part 15 of the FCC Rules. Operation is subject to the following two conditions: (1) This device may not cause harmful interference, and (2) this device must accept any interference received, including interference that may cause undesired operation.

RF exposure warning

This equipment must be installed and operated in accordance with provided instructions and the antenna(s) used for this transmitter must be installed to provide a separation distance of at least 20 cm from all persons and must not be co-located or operating in conjunction with any other antenna or transmitter. End-users and installers must be provide with antenna installation instructions and transmitter operating conditions for satisfying RF exposure compliance.

End Product Labeling :

This transmitter module is authorized only for use in device where the antenna may be installed such that 20cm may be maintained between the antenna and users. The final end product must be labeled in a visible area with the following: "Contains FCC ID: 2AKWYPFB201 ”.

Information for the OEMs and Integrators

The following statement must be included with all versions of this document supplied to an OEM or integrator, but should not be distributed to the end user.

- 1) This device is intended for OEM integrators only.
- 2) Please see the full Grant of Equipment document for other restrictions.