


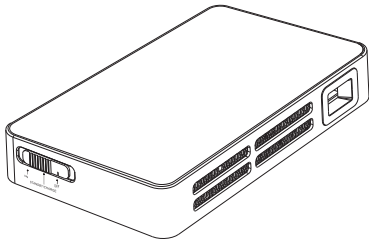
Smart Projector

User Manual

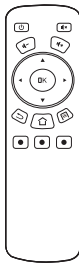


Guizhou CVIM Technology Co.,Ltd.
www.iwowoto.com

1. In the Box



Android Pocket Projector



Remote - Control

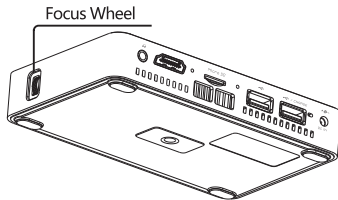
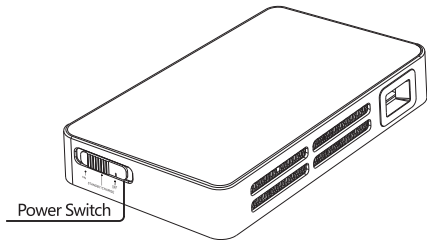


Power Adaptor



Tripod

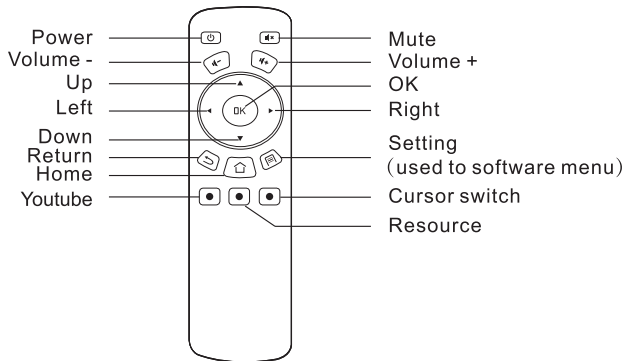
1. Overview



Notes:

- Simply roll the Focus Wheel on the projector up and down to fine-tune the projector.
- Sliding the Power Switch to "ON" for 2 seconds to power on the projector.

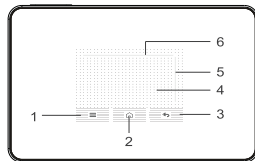
3. Controller



Notes:

Remote cannot work in following situations:

- a. Power Switch on "OFF";
- b. Power Switch On "Charge" if using build-in battery.



1, Menu

2, Home

3, Return

4, Touch panel

5, Scroll vertical

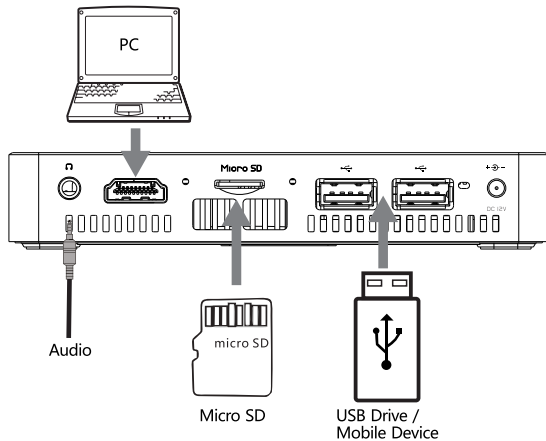
6, Scroll horizontal



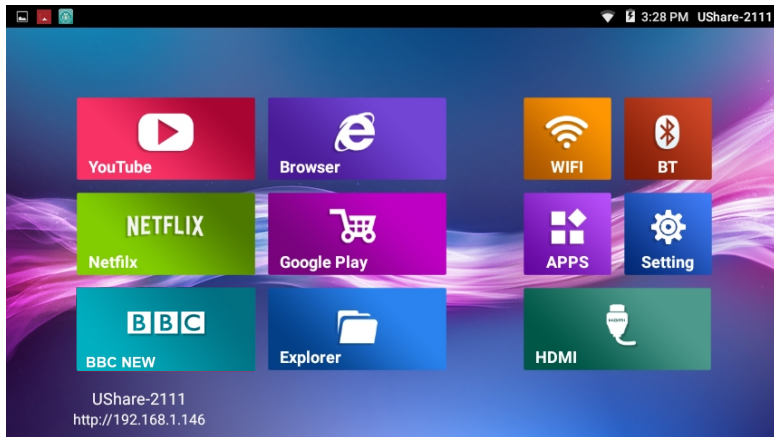
Wireless or cable mouse helps you control smart projector conveniently.

- a.Click the Left Button to enter the menu.
- b.Click the Right Button to close the window.

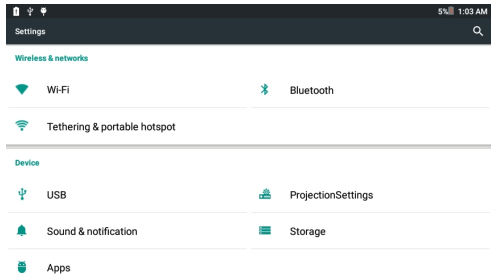
4. Connection



5. Main Menu

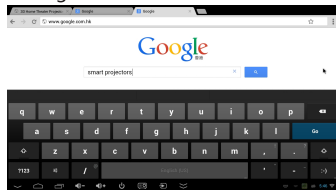


6. Settings

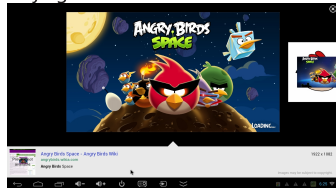


7. Use it as Computer

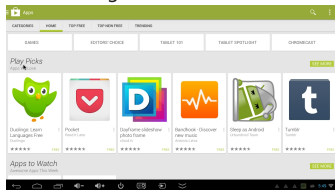
Surfing Internet



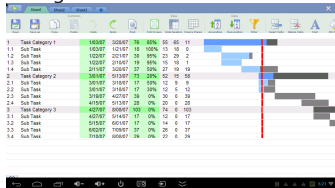
Playing Games



Downloading APPs



Editing Files



Regulatory Conformance

Hereby, Guizhou CVIM Technology Co., Ltd. declares that this device is in compliance with the essential requirements and other relevant provisions of Directive 1999/5/EC.
For the declaration of conformity.



Notice: Observe the national local regulations in the location where the device is to be used. This device may be restricted for use in some or all member states of the European Union (EU)

Safety information and Notices

Battery

CAUTION RISK OF EXPLOSION IF BATTERY IS REPLACED BY AN INCORRECT TYPE.
DISPOSE OF USED BATTERIES ACCORDING TO THE INSTRUCTIONS

Adapter

Model:AW018WR-1200150VV

Input: AC 100-240V, 50/60Hz, 0.5A; Output :DC 12V, 1.5A

The adapter shall be installed near the equipment and shall be easily accessible.

Due to the used enclosure material, the product shall only be connected to a USB Interface of version 2.0 or higher. The connection to so called power USB is prohibited.

Do not use the product in the environment at too high or too low temperature,
never expose the product under strong sunshine or too wet environment.

The suitable temperature for the product and accessories is 0°C-40°C,

Altitude of product using less than or equal to 2000m.

RF exposure information: The Maximum Permissible Exposure (MPE) level has been calculated based on a distance of d=20 cm between the device and the human body. To maintain compliance with RF exposure requirement, use product that maintain a 20cm distance between the device and human body.

FCC STATEMENT

1. This device complies with Part 15 of the FCC Rules. Operation is subject to the following two conditions:

(1) This device may not cause harmful interference.

(2) This device must accept any interference received, including interference that may cause undesired operation.

2. Changes or modifications not expressly approved by the party responsible for compliance could void the user's authority to operate the equipment.

NOTE: This equipment has been tested and found to comply with the limits for a Class B digital device, pursuant to Part 15 of the FCC Rules. These limits are designed to provide reasonable protection against harmful interference in a residential installation.

This equipment generates uses and can radiate radio frequency energy and, if not installed and used in accordance with the instructions, may cause harmful interference to radio communications. However, there is no guarantee that interference will not occur in a particular installation. If this equipment does cause harmful interference to radio or television reception, which can be determined by turning the equipment off and on, the user is encouraged to try to correct the interference by one or more of the following measures:

- Reorient or relocate the receiving antenna.

- Increase the separation between the equipment and receiver.

- Connect the equipment into an outlet on a circuit different from that to which the receiver is connected.

- Consult the dealer or an experienced radio/TV technician for help.

FCC Radiation Exposure Statement

This equipment complies with FCC radiation exposure limits set forth for an uncontrolled environment. This equipment should be installed and operated with minimum distance 20cm between the radiator & your body

For operation within the 5.15 ~ 5.25GHz frequency rang it is restricted to indoor environment. This device meets all the other requirements specified in Part 15E, Section 15.407 of the FCC Rules.