










说明书

Customer service hotline: +86-400-892055

 <p>PopuMusic</p> <p>Scan the QR code to download the "PopuMusic" APP</p> <p>GET APP APP STORE</p>	<h3>APP for Poputar</h3>  <p>Poputar customers have free VIP APP membership</p> <p>All changes are subject to the latest version</p> <p>IOS Google play</p>	<h3>Warranty Statement</h3> <p>Note: This warranty statement is only for Poputar smart guitars (hereinafter referred to as "Product") sold in Mainland China (including Hong Kong, Macao and Taiwan).</p> <p>For Poputar encountering performance faults within 7 days from the date of purchase, you can choose a one-time refund of the invoice amount, change to a Poputar of the same model with the same specifications or repair the fault.</p> <p>Customer service Email: support@poputar.com</p> <table border="1"> <thead> <tr> <th>Name</th> <th>Validity period</th> <th>Performance fault</th> </tr> </thead> <tbody> <tr> <td>Poputar</td> <td>1 year</td> <td> <ol style="list-style-type: none"> 1. Damaged based on the manual we issued 2. Abuse and self-harm on the Poputar brand 3. Use of non-authorized accessories 4. Faults or damage caused by natural disasters (earthquake, fire, etc.) </td> </tr> </tbody> </table> <p>For Poputar sold in US and Canada, please refer to the additional warranty card "Poputar Limited Warranty".</p> <p>For Poputar sold in other countries, please refer to the additional warranty card.</p>	Name	Validity period	Performance fault	Poputar	1 year	<ol style="list-style-type: none"> 1. Damaged based on the manual we issued 2. Abuse and self-harm on the Poputar brand 3. Use of non-authorized accessories 4. Faults or damage caused by natural disasters (earthquake, fire, etc.) 	<h3>Poputar Smart Guitar Kepma Co-brand Edition Manual</h3>  <p>Poputar</p>																				
Name	Validity period	Performance fault																											
Poputar	1 year	<ol style="list-style-type: none"> 1. Damaged based on the manual we issued 2. Abuse and self-harm on the Poputar brand 3. Use of non-authorized accessories 4. Faults or damage caused by natural disasters (earthquake, fire, etc.) 																											
<h3>Connect to the Populele via Bluetooth</h3> <ol style="list-style-type: none"> 1. Download the "PopuMusic" APP in the APP Store, IOS or Google Play, and install Bluetooth on your phone. 2. Press the power button at the back of Poputar. If the LED lights flash in a double mode, the Poputar has started up successfully. 3. Open the "PopuMusic" APP, complete the registration and log in.   	<ol style="list-style-type: none"> 4. Tap the icon of file search connector and seek. If the Poputar is found, a small guitar icon will appear on the screen. 5. Tap the smart guitar icon, then "Connected successfully" will pop up, which indicates that the Poputar is connected via Bluetooth successfully. 6. After successful connection, the light on the forehead eye is flashing and the reading position continuously fluctuates. You can then start to play!   	<h3>Common Problems</h3> <ol style="list-style-type: none"> 1. What should you do when the Bluetooth connection fails? <ol style="list-style-type: none"> 1. Make sure you connect via Bluetooth to the "PopuMusic" APP through the Bluetooth module on your phone. 2. Make sure that the Poputar has started up. Press the button at the back of Poputar for 5s. The "Red Eye" mode will be activated and the "Red Eye" light will be flashing. Push and hold the search icon. After successful connection via Bluetooth, the reading position continuously fluctuates. 3. The power of the battery may be low. Please charge them with new ones. 4. Check if the battery type is correct (18650). Please use genuine products or other genuine battery. 2. What should you do when the APP cannot recognize or incorrectly recognize playing operation? <ol style="list-style-type: none"> 1. Check whether you use "PopuMusic" account, installed on the settings of your phone. 2. Tap the "Red Eye" mode. Please set up the keyboard again. 3. Check the magnitude of the distance is completely the same as the distance of the previous time. If the distance is too far, please move closer to the Poputar. <p>Notice:</p> <ol style="list-style-type: none"> 1. Do not place the Poputar's battery pack in a fire or hot surface. Please do not Poputar from the hot surface. 2. Do not disassemble the product structure randomly to prevent damaging the internal circuit or software. 	<h3>Specifications</h3> <table border="1"> <tr> <td>Model</td> <td>Poputar Smart Guitar Poputar Co-brand Edition</td> </tr> <tr> <td>Size</td> <td>32 inches (81cm)</td> </tr> <tr> <td>Material</td> <td>Plwood with Spruce Top + Mahogany</td> </tr> <tr> <td>Color</td> <td>Copper String</td> </tr> <tr> <td>Bridge</td> <td>ABS</td> </tr> <tr> <td>Body</td> <td>Fully Enclosed Construction</td> </tr> <tr> <td>Scale</td> <td>23.5 inches</td> </tr> <tr> <td>String</td> <td>6 strings</td> </tr> <tr> <td>Bluetooth module</td> <td>Bluetooth 5.0 BLE</td> </tr> <tr> <td>Power supply</td> <td>2 x 1.5V AAA Battery</td> </tr> <tr> <td>Supported system</td> <td>Android 5.0, iOS 8.0</td> </tr> <tr> <td>Net weight</td> <td>5.6kg</td> </tr> <tr> <td>Product dimensions</td> <td>1020mm x 104mm x 42mm</td> </tr> </table> <p>*Note: Net weight does not include the battery pack. The weight of the battery pack is not included in the net weight.</p> <p>For more information, please refer to the Poputar's user manual.</p>	Model	Poputar Smart Guitar Poputar Co-brand Edition	Size	32 inches (81cm)	Material	Plwood with Spruce Top + Mahogany	Color	Copper String	Bridge	ABS	Body	Fully Enclosed Construction	Scale	23.5 inches	String	6 strings	Bluetooth module	Bluetooth 5.0 BLE	Power supply	2 x 1.5V AAA Battery	Supported system	Android 5.0, iOS 8.0	Net weight	5.6kg	Product dimensions	1020mm x 104mm x 42mm
Model	Poputar Smart Guitar Poputar Co-brand Edition																												
Size	32 inches (81cm)																												
Material	Plwood with Spruce Top + Mahogany																												
Color	Copper String																												
Bridge	ABS																												
Body	Fully Enclosed Construction																												
Scale	23.5 inches																												
String	6 strings																												
Bluetooth module	Bluetooth 5.0 BLE																												
Power supply	2 x 1.5V AAA Battery																												
Supported system	Android 5.0, iOS 8.0																												
Net weight	5.6kg																												
Product dimensions	1020mm x 104mm x 42mm																												

正

反

FCC Caution:

This device complies with part 15 of the FCC Rules. Operation is subject to the following two conditions: (1) This device may not cause harmful interference, and (2) this device must accept any interference received, including interference that may cause undesired operation.

Any Changes or modifications not expressly approved by the party responsible for compliance could void the user's authority to operate the equipment.

Note: This equipment has been tested and found to comply with the limits for a Class B digital device, pursuant to part 15 of the FCC Rules. These limits are designed to provide reasonable protection against harmful interference in a residential installation. This equipment generates uses and can radiate radio frequency energy and, if not installed and used in accordance with the instructions, may cause harmful interference to radio communications. However, there is no guarantee that interference will not occur in a particular installation. If this equipment does cause harmful interference to radio or television reception, which can be determined by turning the equipment off and on, the user is encouraged to try to correct the interference by one or more of the following measures:

- Reorient or relocate the receiving antenna.
- Increase the separation between the equipment and receiver.
- Connect the equipment into an outlet on a circuit different from that to which the receiver is connected.
- Consult the dealer or an experienced radio/TV technician for help.

The device has been evaluated to meet general RF exposure requirement. The device can be used in portable exposure condition without restriction.