



Dongguan YiJia Electronics Communication Technology Co.,Ltd.

SPECIFICATION FOR APPROVAL

Date 2022/09/29
File No 22092903
Revision 1.0

CUSTOMER: GUIDE

CUSTOMER NO: ZC16A


PART NAME: WIFI Antenna

SUPPLIER NO: YJT01.220.013.303A

Date:

Q “TY:

CUSTOMER APPROVED BY		
APPROVAL	CHIEF	SUPERVISOR

SUPPLIER SIGNATURE		
APPROVAL	CHECK	DESIGN
 ChenGuoqiang	XieLi	ChenXingyi

YJ-RD-F04-A



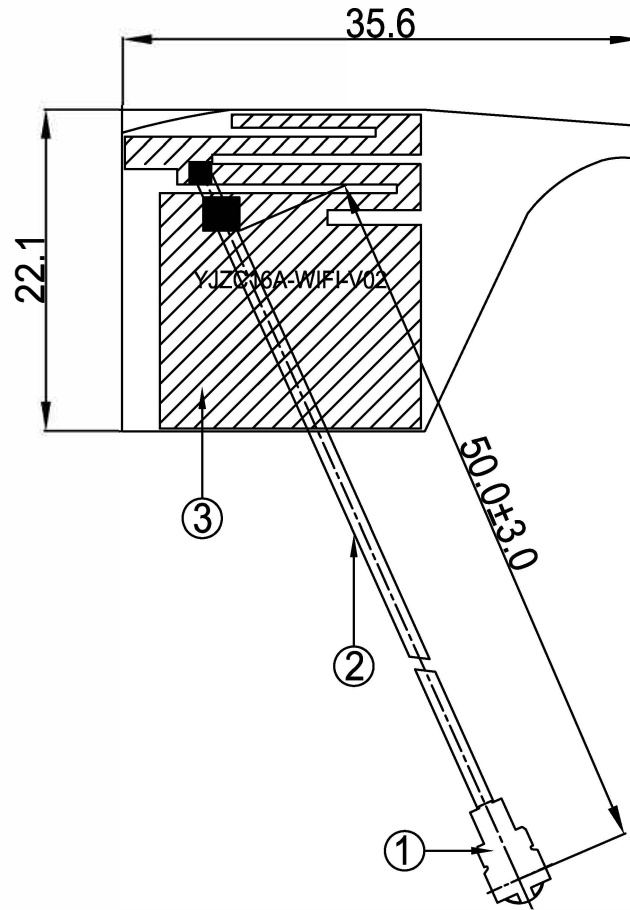
Admission book item table

	Contents	Number of pages	Page Code
	Introduction		
	Item		
	Application		
	Antenna Installation		
	Parameter		
	Assessment		
	Radiation Attention		
	Antenna Model		
	Material Certificate		
	Conclusion		
	A	A	A

RoHS
Compatible

CUSTOMER	
PART NO	

REV.	DESCRIPTION	DATE
△	primary offering	2022-09-29



3	FPCB	35.6*22.1MM	FPCB	FPC1000XA.P01	1
2	Coaxial Cable	O.D.1.13 White	O.D.1.13	COA1000XA.P01	1
1	Mini Connector	Au Plated 1代	Cu	TER1000XA.P01	1
NO	PART NAME	DESCRIPTION	Material	Part Number	Q.TY



ongguan YiJia Electronics Communication Technology Co.,Ltd. Tel :0769-82586086 Fax:0769-82586086

PART NAME: WiFi Antenna			
PART NO.: YJT01.220.013.303A		DATE: 2022-09-29	
APPROVED BY	CHECKED BY	DESIGNED BY	 Tolerance X.X ±0.50 X.XX±0.15 X° ±3°




Antenna Specification

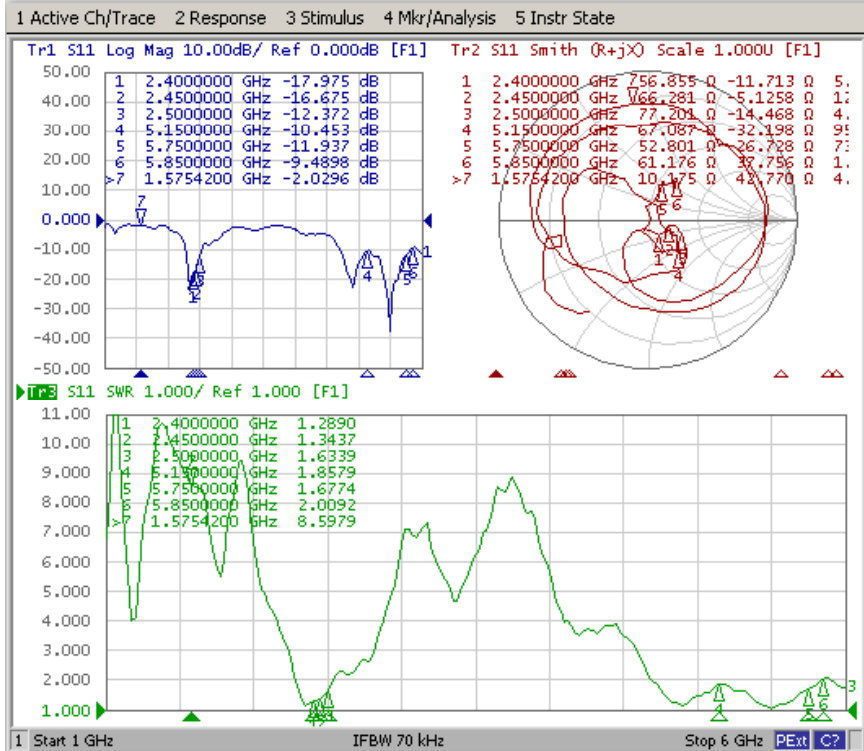
Electrical Properties	
Frequency	2.4-2.5GHz 5.18-5.85GHz
Impedance	50 Ohm Nominal
V.S.W.R	2.0 Max
Gain	0.1 dBi@2.4-2.5GHz 1 dBi@5.18-5.85GHz
Radiation	Omni-directional
Polarization	Linear
Physical Properties	
Connector	First generation IPEX
Cable Type	O.D.1.13mm
Cable Length	50mm
Cable Color	White
Operating Temp.	-40 ~ +85 °C
Storage Temp / Humidity	25 ± 5 °C / <70%



Agilent E5071B



S Parameter Test // WiFi Antenna





Passive Test For WiFi Antenna(2.4G)

Freq (MHz)	Effi (%)	Effi (dB)	Gain (dBi)
2400	35.2	-4.6	-1.3
2410	36.6	-4.4	-1.4
2420	38.3	-4.2	-0.9
2430	38.6	-4.1	-0.8
2440	39.2	-4.1	-0.7
2450	41.8	-3.8	-0.4
2460	40.9	-3.9	-0.4
2470	40.5	-3.9	-0.2
2480	38.9	-4.1	-0.1
2490	36.3	-4.3	-0.1
2500	37.2	-4.2	0.1



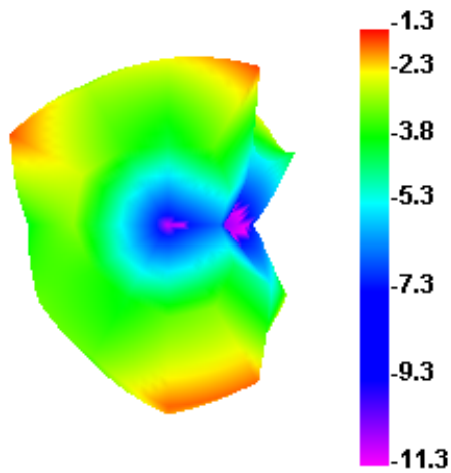
Passive Test For WiFi Antenna(5.8G)

Freq (MHz)	Effi (%)	Effi (dB)	Gain (dBi)
5150	32.5	-4.8	0.2
5200	37.8	-4.2	0.8
5250	42.7	-3.6	0.6
5300	48.7	-3.1	0.8
5350	52.0	-2.8	1.0
5400	52.4	-2.8	0.4
5450	52.9	-2.7	0.6
5500	52.2	-2.8	0.7
5550	46.8	-3.3	0.6
5600	44.4	-3.5	0.5
5650	57.8	-2.3	0.7
5700	54.9	-2.6	0.2
5750	48.9	-3.1	0.8
5800	42.7	-3.6	0.4
5850	40.8	-3.8	1.0

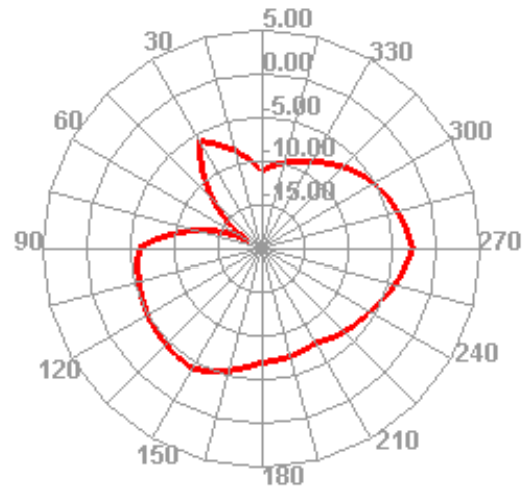


Radiation Pattern For WiFi Antenna

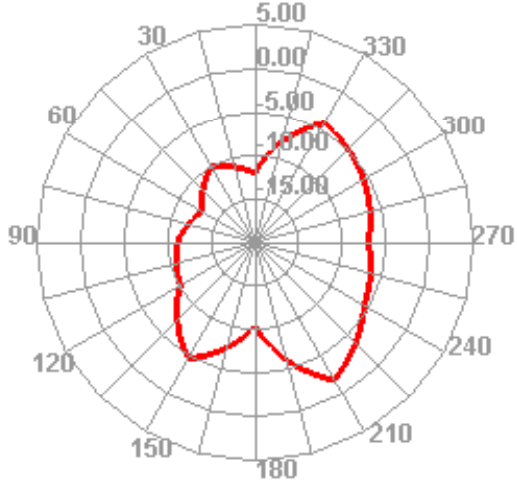
2400.000MHz



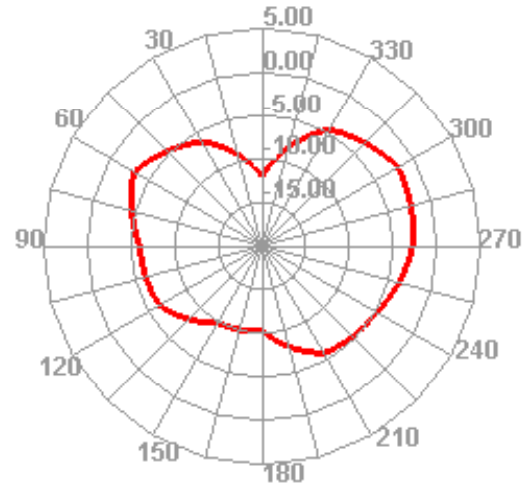
2400.000MHz H



2400.000MHz E1



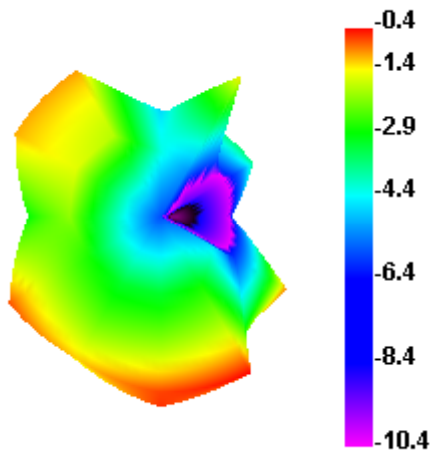
2400.000MHz E2



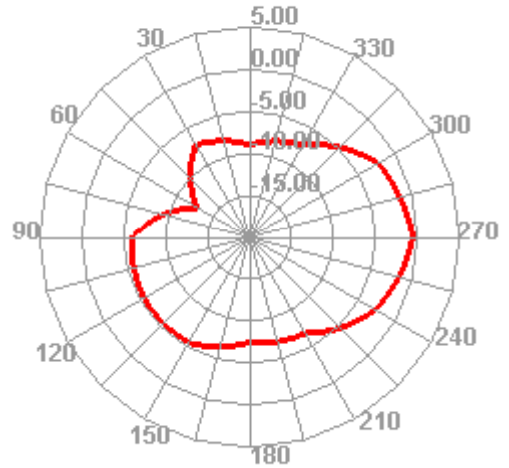


Radiation Pattern For WiFi Antenna

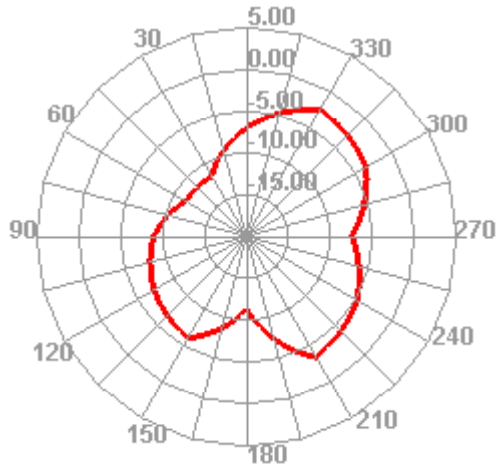
2450.000MHz



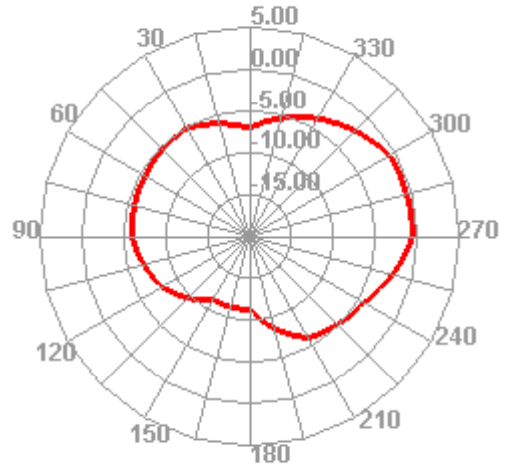
2450.000MHz H



2450.000MHz E1



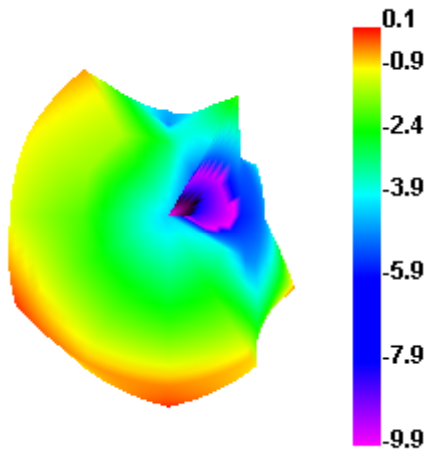
2450.000MHz E2



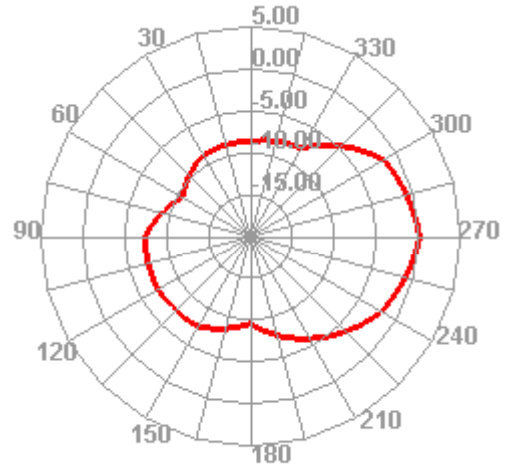


Radiation Pattern For WiFi Antenna

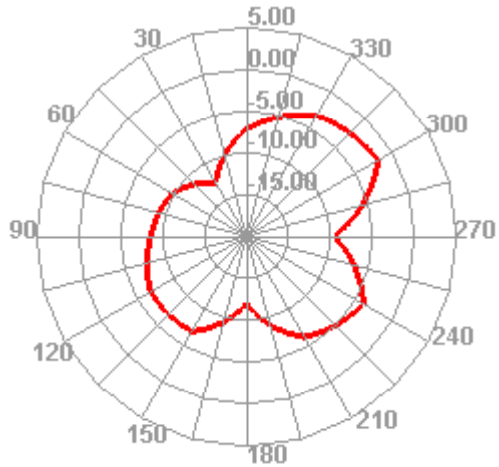
2500.000MHz



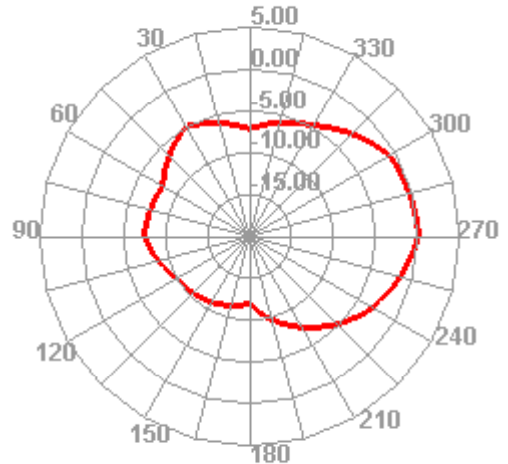
2500.000MHz H



2500.000MHz E1



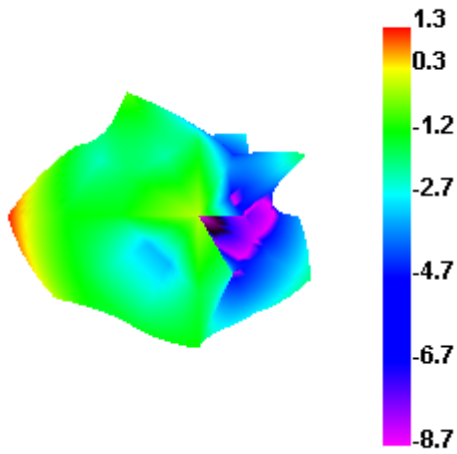
2500.000MHz E2



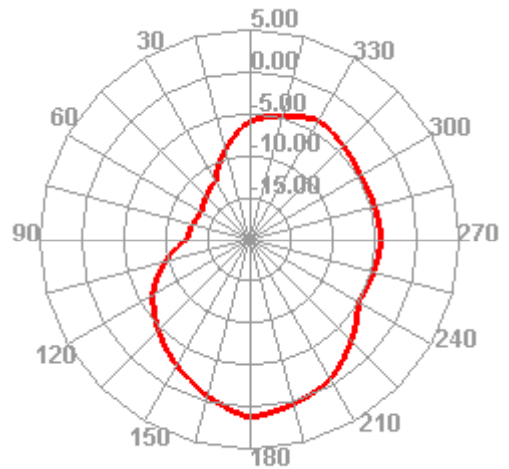


Radiation Pattern For WiFi Antenna

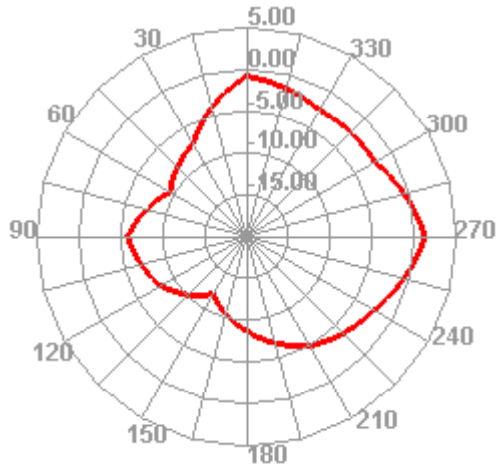
5150.000MHz



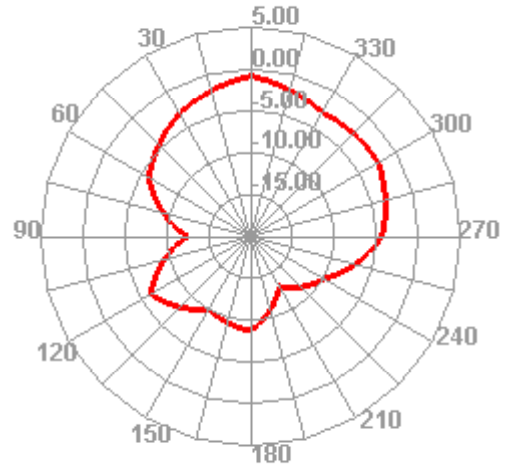
5150.000MHz H



5150.000MHz E1



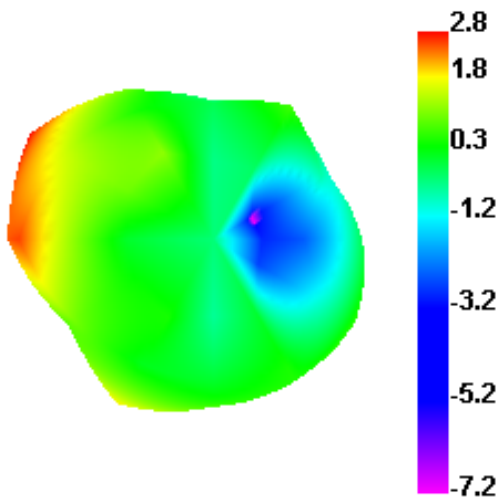
5150.000MHz E2



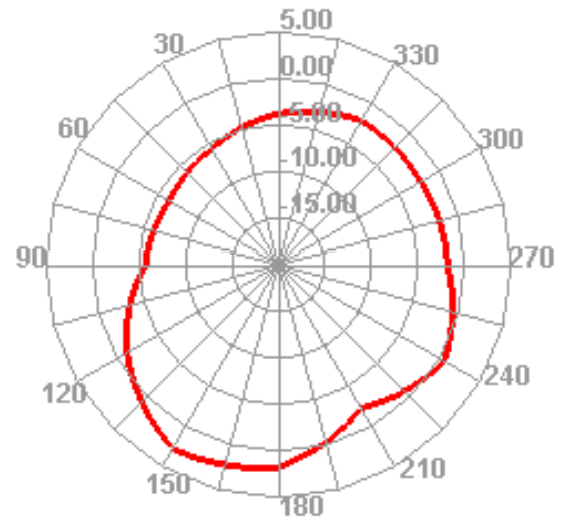


Radiation Pattern For WiFi Antenna

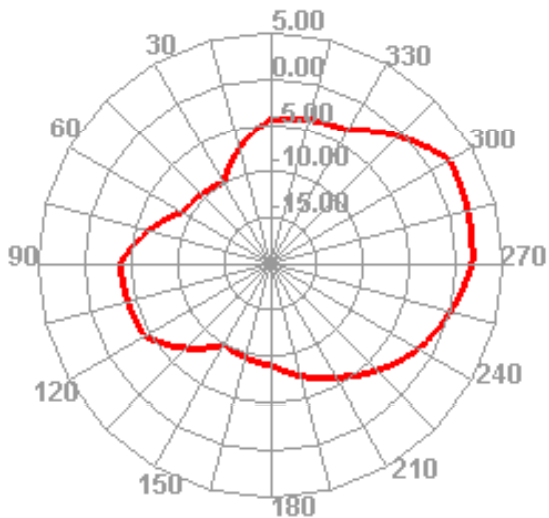
5500.000MHz



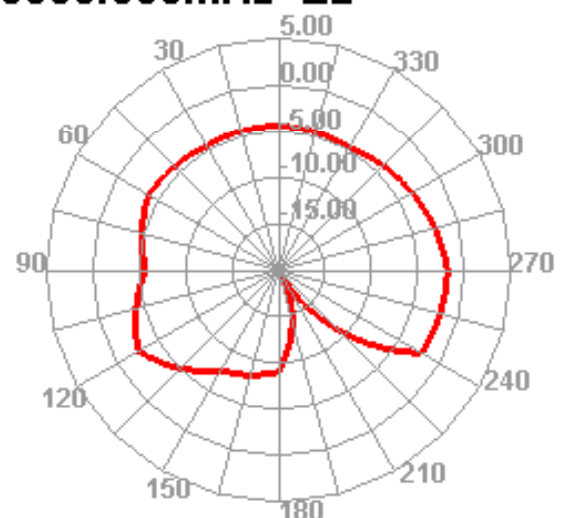
5500.000MHz H



5500.000MHz E1



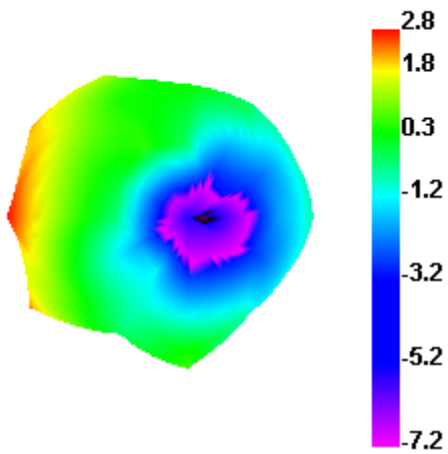
5500.000MHz E2



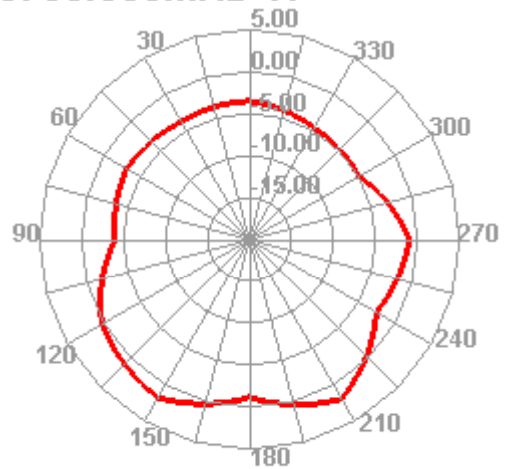


Radiation Pattern For WiFi Antenna

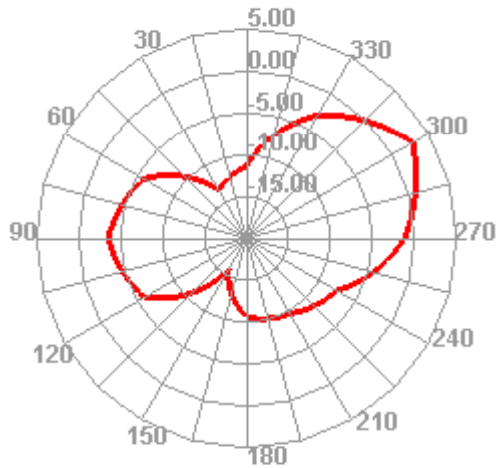
5750.000MHz



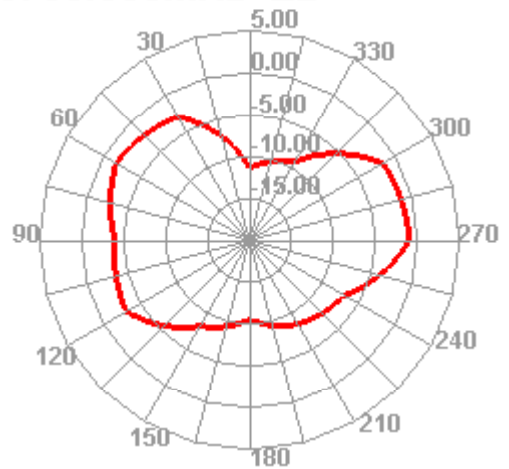
5750.000MHz H



5750.000MHz E1



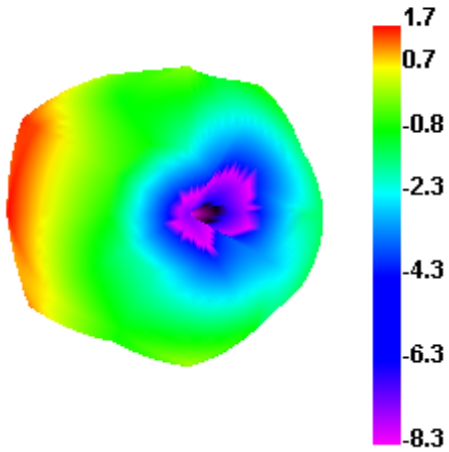
5750.000MHz E2



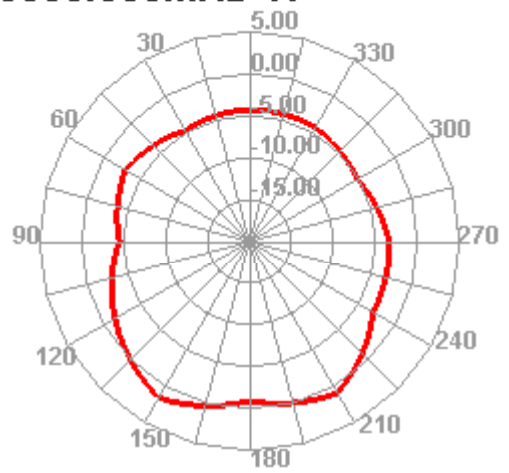


Radiation Pattern For WiFi Antenna

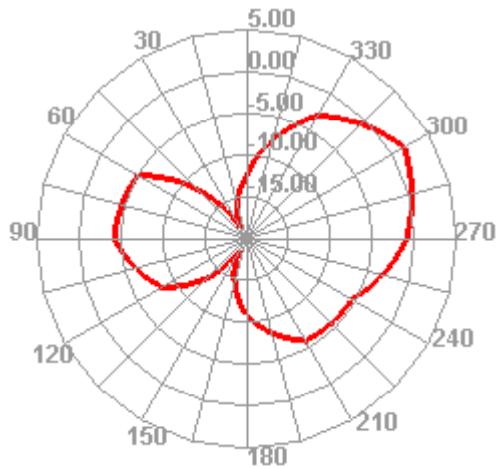
5850.000MHz



5850.000MHz H



5850.000MHz E1



5850.000MHz E2

