

Test Configuration Photographs

Model: SAFE-1001

TEST SETUP PHOTOGRAPH DOCUMENTATION

TOTAL PAGES:	19 PAGES
COVER PAGE:	1 PAGE
PHOTOS:	18 PAGES




Figure 1. 700 – 800 MHz EUT, Radiated Emissions, Set-Up



Figure 2. 700 – 800 MHz EUT, Radiated Emissions, 30 – 200 MHz




Figure 3. 700 – 800 MHz EUT, Radiated Emissions, 200 MHz – 1 GHz



Figure 4. 700 – 800 MHz EUT, Radiated Emissions, Above 1 GHz



Figure 5. 700 – 800 MHz EUT, Conducted Emissions, Set-Up Photo 1



Figure 6. 700 – 800 MHz EUT, Conducted Emissions, Set-Up Photo 2




Figure 7. UHF EUT, Radiated Emissions, Set-Up




Figure 8. UHF EUT, Radiated Emissions, 30 – 200 MHz



Figure 9. UHF EUT, Radiated Emissions, 200 MHz – 1 GHz



Figure 10. UHF EUT, Radiated Emissions, Above 1 GHz



Figure 11. UHF EUT, Conducted Emissions, Set-Up Photo 1



Figure 12. UHF EUT, Conducted Emissions, Set-Up Photo 2




Figure 13. VHF EUT, Radiated Emissions, Set-Up



Figure 14. VHF EUT, Radiated Emissions, 30 – 200 MHz




Figure 15. VHF EUT, Radiated Emissions, 200 MHz – 1 GHz



Figure 16. VHF EUT, Radiated Emissions, Above 1 GHz



Figure 17. VHF EUT, Conducted Emissions, Set-Up Photo 1



Figure 18. VHF EUT, Conducted Emissions, Set-Up Photo 2