



**TEST CONFIGURATION PHOTOGRAPHS**



**Figure 1. Unintentional Radiated Emissions Test Setup, Close-up**

US Tech Test Report:  
FCC ID:  
IC:  
Test Report Number:  
Issue Date:  
Customer:  
Model:

FCC Part 90/RSS 131 Certification  
2AKSM-SAFE1  
22303-SAFE1  
17-0001  
March 20, 2017  
Safe-Com Wireless  
SAFE 1000



**Figure 2. Radiated Emissions Test Setup, 30 to 200 MHz**

US Tech Test Report:  
FCC ID:  
IC:  
Test Report Number:  
Issue Date:  
Customer:  
Model:


FCC Part 90/RSS 131 Certification  
2AKSM-SAFE1  
22303-SAFE1  
17-0001  
March 20, 2017  
Safe-Com Wireless  
SAFE 1000



**Figure 3. Radiated Emissions Test Setup, 200 MHz to 1GHz**

US Tech Test Report:  
FCC ID:  
IC:  
Test Report Number:  
Issue Date:  
Customer:  
Model:

FCC Part 90/RSS 131 Certification  
2AKSM-SAFE1  
22303-SAFE1  
17-0001  
March 20, 2017  
Safe-Com Wireless  
SAFE 1000



**Figure 4. Radiated Emission Test Setup, Above 1 GHz**



US Tech Test Report:  
FCC ID:  
IC:  
Test Report Number:  
Issue Date:  
Customer:  
Model:

FCC Part 90/RSS 131 Certification  
2AKSM-SAFE1  
22303-SAFE1  
17-0001  
March 20, 2017  
Safe-Com Wireless  
SAFE 1000

---



**Figure7. Power Line Conducted Emissions Test Setup**