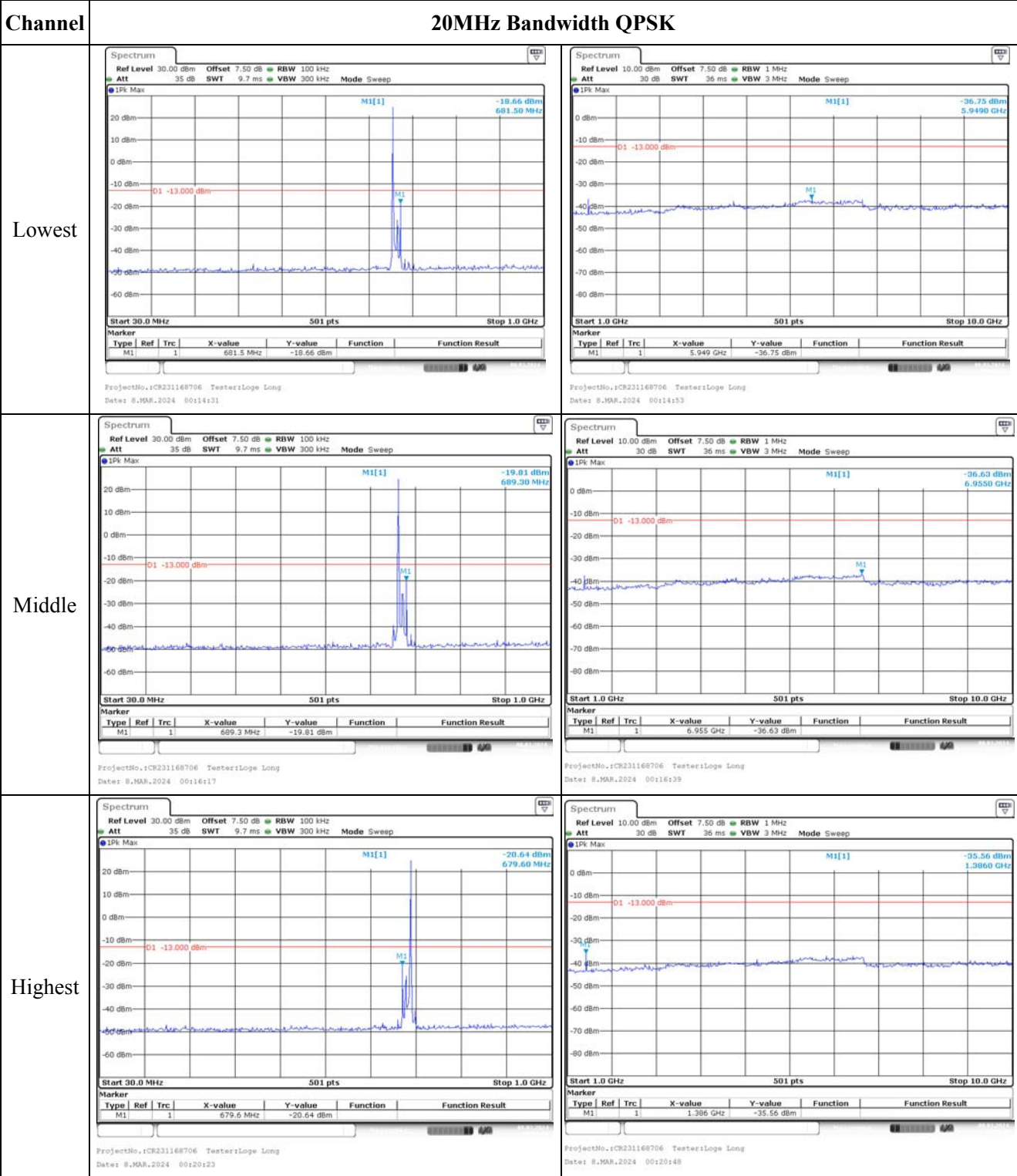
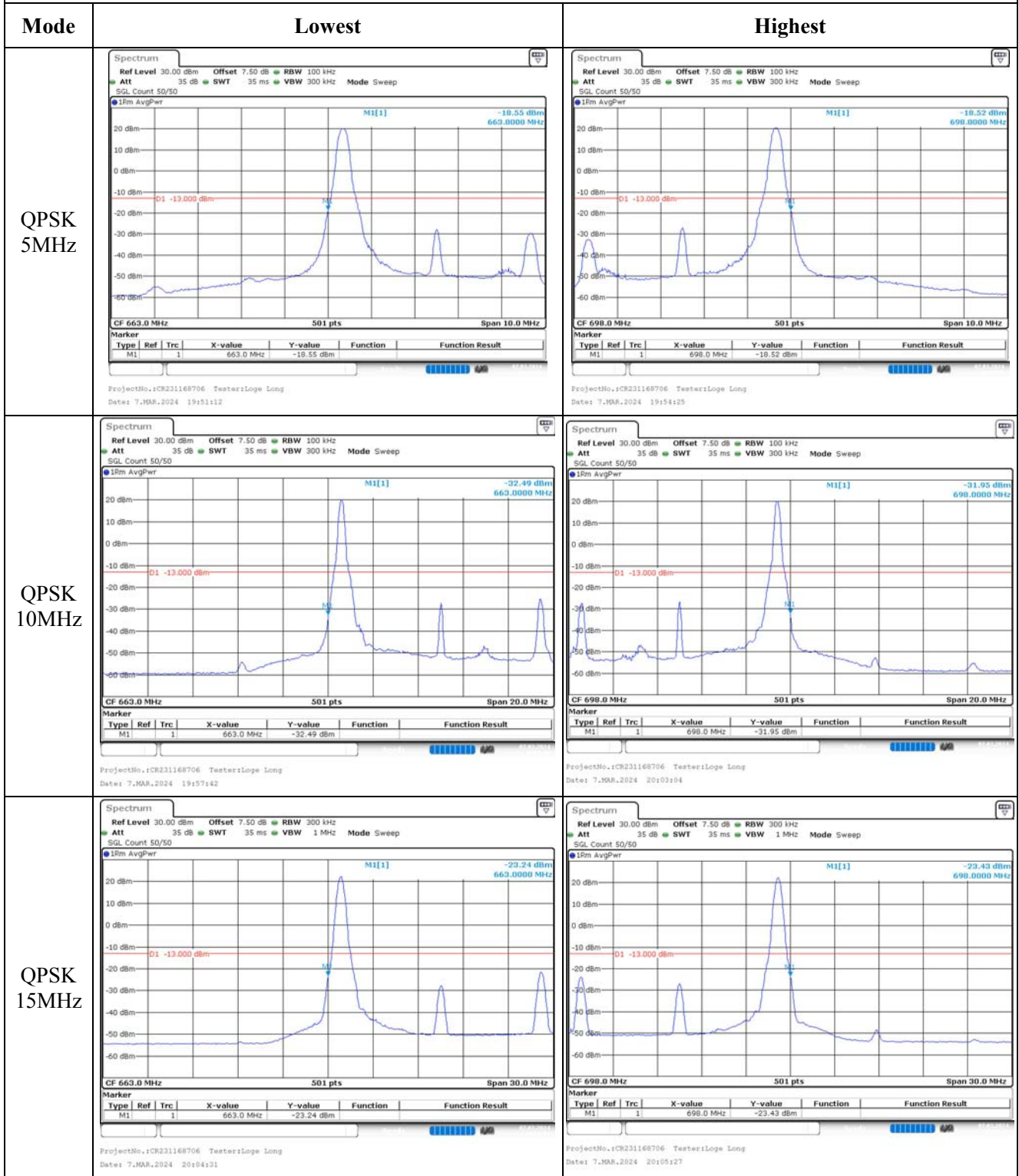


Spurious Emissions at Antenna Terminal

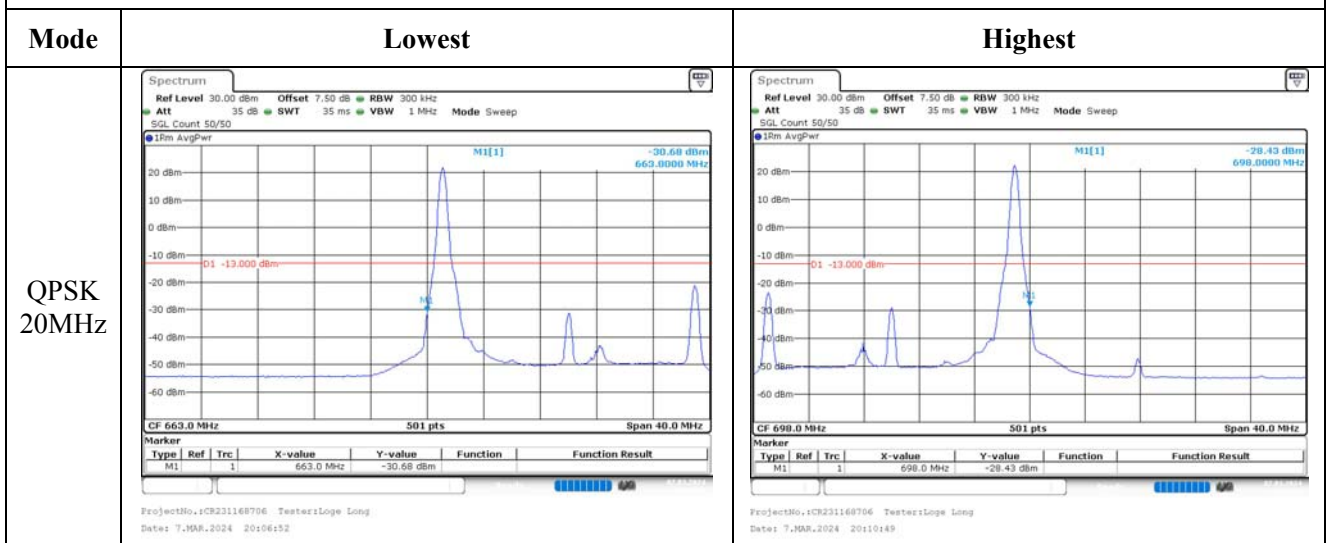


1RB:

Out of band emission, Band Edge



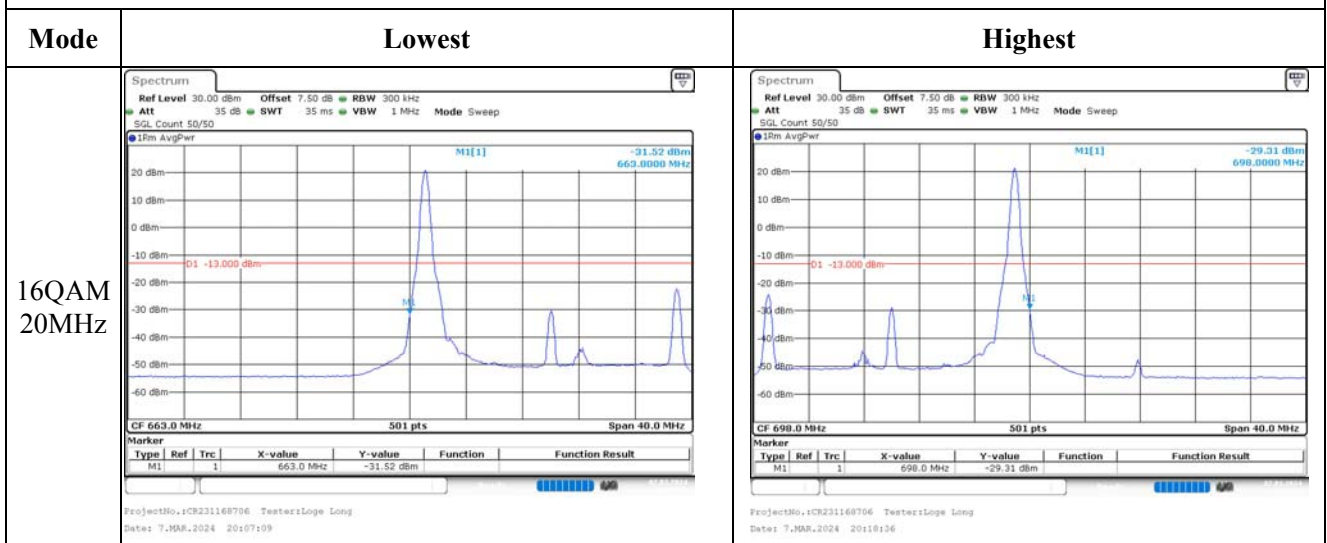
Out of band emission, Band Edge



Out of band emission, Band Edge

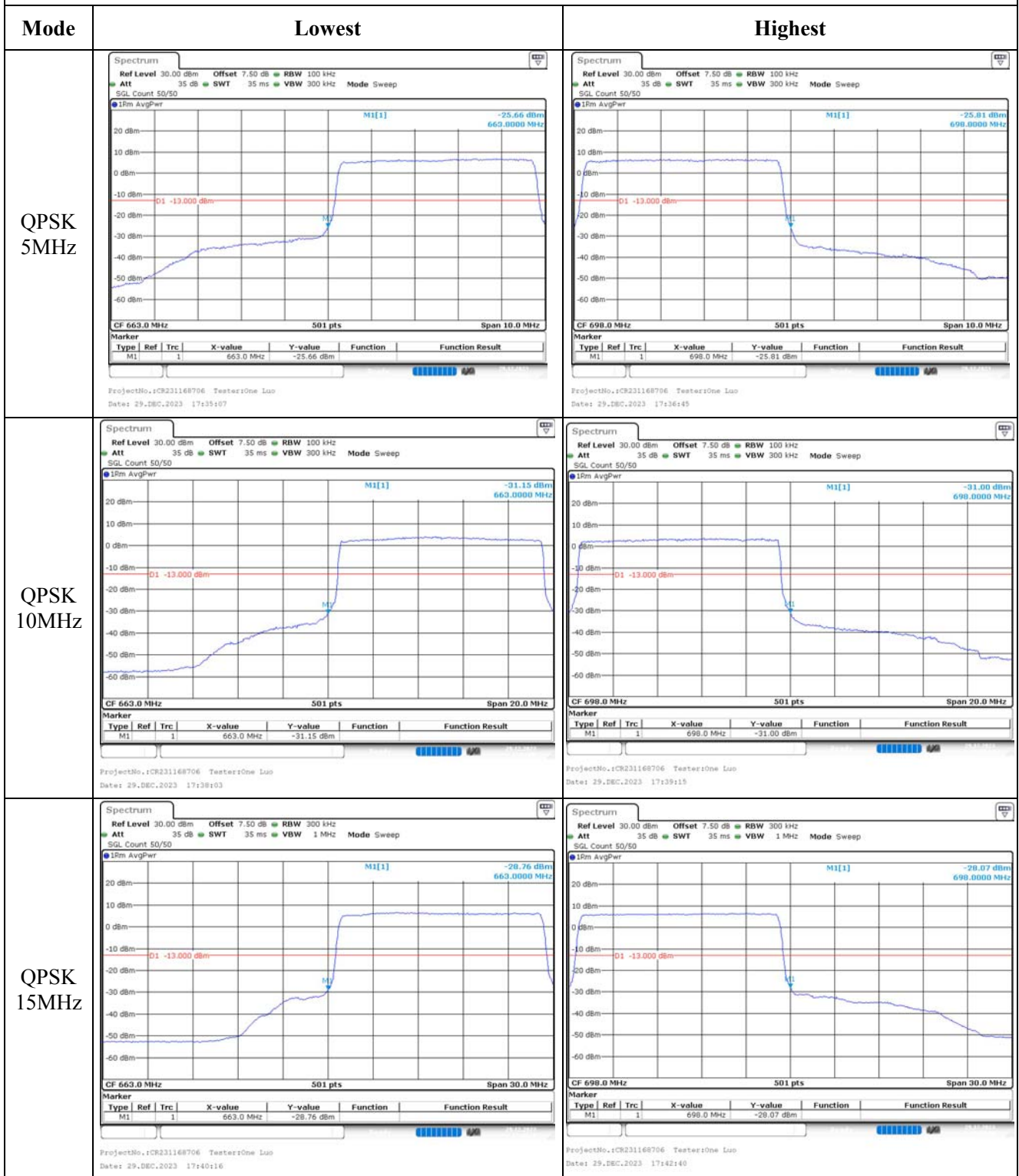
Mode	Lowest	Highest
16QAM 5MHz		
16QAM 10MHz		
16QAM 15MHz		

Out of band emission, Band Edge

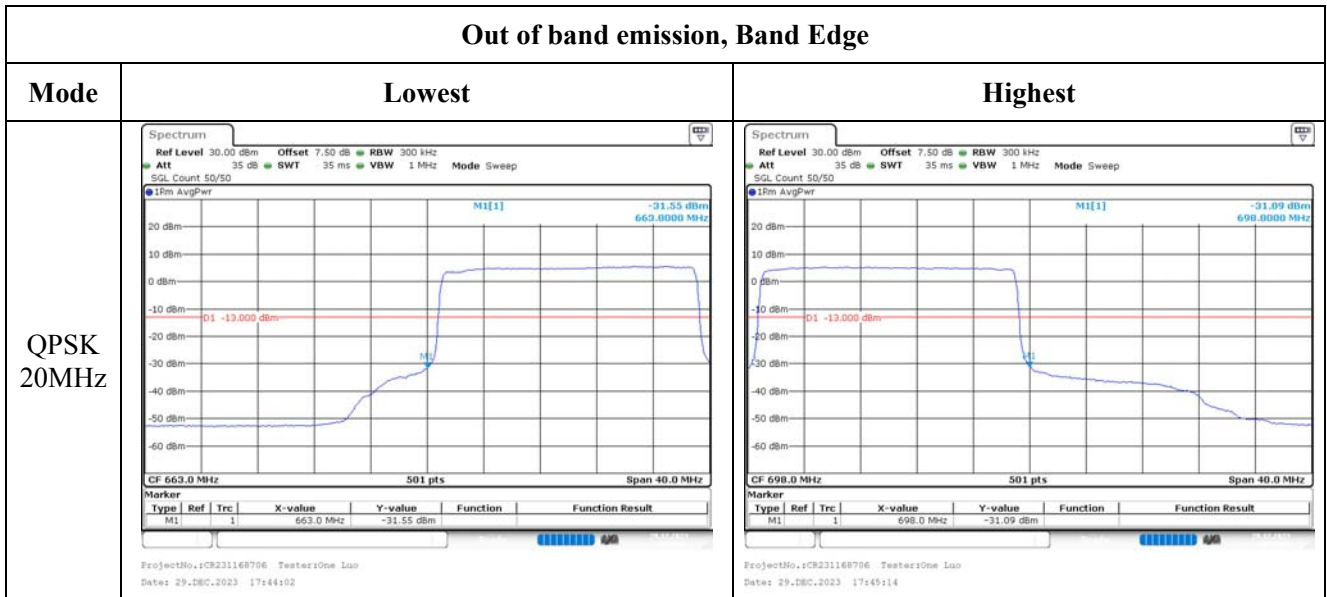


Full RB:

Out of band emission, Band Edge



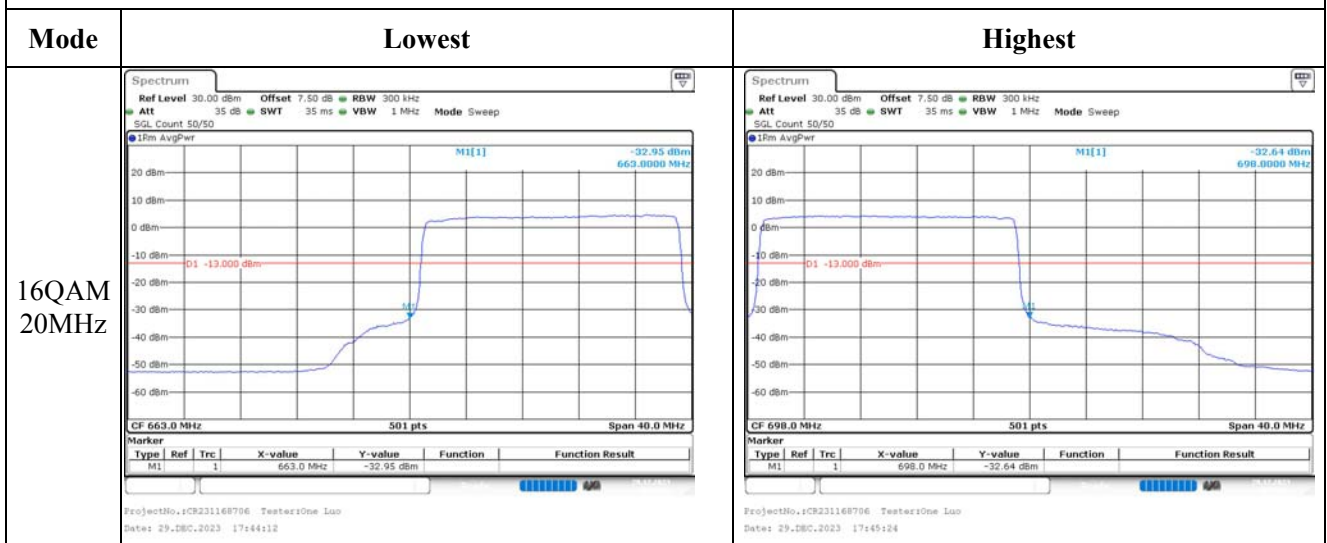
Out of band emission, Band Edge



Out of band emission, Band Edge

Mode	Lowest	Highest
16QAM 5MHz	<p>ProjectNo.:CR231168706 Testers:One Luo Date: 29,DEC,2023 17:35:13</p>	<p>ProjectNo.:CR231168706 Testers:One Luo Date: 29,DEC,2023 17:36:53</p>
16QAM 10MHz	<p>ProjectNo.:CR231168706 Testers:One Luo Date: 29,DEC,2023 17:38:11</p>	<p>ProjectNo.:CR231168706 Testers:One Luo Date: 29,DEC,2023 17:39:23</p>
16QAM 15MHz	<p>ProjectNo.:CR231168706 Testers:One Luo Date: 29,DEC,2023 17:40:25</p>	<p>ProjectNo.:CR231168706 Testers:One Luo Date: 29,DEC,2023 17:42:50</p>

Out of band emission, Band Edge



4.12 Radiated Spurious Emissions

Serial Number:	2DYI-12	Test Date:	2023/12/28
Test Site:	966-1, 966-2	Test Mode:	Transmitting
Tester:	Carl Xue, Mack Huang	Test Result:	Pass

Environmental Conditions:

Temperature: (°C)	24.5~25.3	Relative Humidity: (%)	45~57	ATM Pressure: (kPa)	101.6
----------------------	-----------	---------------------------	-------	---------------------------	-------

Test Equipment List and Details:

Manufacturer	Description	Model	Serial Number	Calibration Date	Calibration Due Date
Sunol Sciences	Antenna	JB6	A082520-6	2023/9/18	2026/9/17
R&S	EMI Test Receiver	ESR3	102724	2023/3/31	2024/3/30
TIMES MICROWAVE	Coaxial Cable	LMR-600-UltraFlex	C-0470-02	2023/7/16	2024/7/15
TIMES MICROWAVE	Coaxial Cable	LMR-600-UltraFlex	C-0780-01	2023/7/16	2024/7/15
Sonoma	Amplifier	310N	186165	2023/7/16	2024/7/15
EMCO	Adjustable Dipole Antenna	3121C	9109-756	N/A	N/A
MICRO-COAX	Coaxial Cable	UFA210B-0-0720- 300300	99G1448	2023/7/16	2024/7/15
Agilent	Signal Generator	E8247C	MY43321352	2023/11/17	2024/11/16
AH	Double Ridge Guide Horn Antenna	SAS-571	1394	2023/2/22	2026/2/21
R&S	Spectrum Analyzer	FSV40	101591	2023/3/31	2024/3/30
MICRO-COAX	Coaxial Cable	UFA210A-1-1200- 70U300	217423-008	2023/8/6	2024/8/5
MICRO-COAX	Coaxial Cable	UFA210A-1-2362- 300300	235780-001	2023/8/6	2024/8/5
Mini	Pre-amplifier	ZVA-183-S+	5969001149	2023/11/8	2024/11/7
AH	Double Ridge Guide Horn Antenna	SAS-571	1396	2021/10/18	2024/10/17
MICRO-COAX	Coaxial Cable	UFA210B-0-0720- 300300	99G1448	2023/7/16	2024/7/15
PASTERNAK	Horn Antenna	PE9852/2F-20	112002	2021/2/5	2024/2/4
PASTERNAK	Horn Antenna	PE9852/2F-20	112001	2021/2/5	2024/2/4

*** Statement of Traceability:** China Certification ICT Co., Ltd (Dongguan) attests that all calibrations have been performed, traceable to National Primary Standards and International System of Units (SI).

Test Data:

Please refer to the below table.

After pre-scan in the X, Y and Z axes of orientation, the worst case is below:

PCS Band (PART 22H)**WCDMA Band 5(30MHz-10GHz):**

Frequency (MHz)	Polar (H/V)	Receiver Reading (dBμV)	Substituted Method			Absolute Level (dBm)	Limit (dBm)	Margin (dB)
			Substituted Level (dBm)	Antenna Gain (dBd/dBi)	Cable Loss (dB)			
Frequency:			826.4	MHz				
572.87	H	20.85	-53.54	0.00	0.46	-54.00	-13.00	41.00
652.43	V	20.82	-49.96	0.00	0.52	-50.48	-13.00	37.48
1652.800	H	36.05	-68.28	8.68	0.81	-60.41	-13.00	47.41
1652.800	V	35.44	-68.97	8.68	0.81	-61.10	-13.00	48.10
2479.200	H	35.21	-65.55	9.39	1.01	-57.17	-13.00	44.17
2479.200	V	36.01	-64.72	9.39	1.01	-56.34	-13.00	43.34
3305.600	H	37.14	-59.59	10.32	1.15	-50.42	-13.00	37.42
3305.600	V	37.52	-58.98	10.32	1.15	-49.81	-13.00	36.81
Frequency:			836.6	MHz				
517.54	H	20.77	-54.71	0.00	0.42	-55.13	-13.00	42.13
428.33	V	20.93	-53.50	0.00	0.40	-53.90	-13.00	40.90
1673.200	H	35.46	-68.85	8.71	0.85	-60.99	-13.00	47.99
1673.200	V	36.98	-67.43	8.71	0.85	-59.57	-13.00	46.57
2509.800	H	35.21	-65.40	9.42	1.01	-56.99	-13.00	43.99
2509.800	V	34.89	-65.73	9.42	1.01	-57.32	-13.00	44.32
3346.400	H	36.64	-60.53	10.34	1.16	-51.35	-13.00	38.35
3346.400	V	35.22	-61.81	10.34	1.16	-52.63	-13.00	39.63
Frequency:			846.6	MHz				
689.75	H	21.09	-52.29	0.00	0.54	-52.83	-13.00	39.83
719.35	V	20.85	-48.65	0.00	0.49	-49.14	-13.00	36.14
1693.200	H	36.96	-67.34	8.73	0.89	-59.50	-13.00	46.50
1693.200	V	37.52	-66.90	8.73	0.89	-59.06	-13.00	46.06
2539.800	H	35.41	-64.97	9.46	1.01	-56.52	-13.00	43.52
2539.800	V	35.22	-65.12	9.46	1.01	-56.67	-13.00	43.67
3386.400	H	36.02	-61.57	10.35	1.18	-52.40	-13.00	39.40
3386.400	V	35.78	-61.76	10.35	1.18	-52.59	-13.00	39.59

PCS Band (PART 24E)**WCDMA Band 2(30MHz-20GHz):**

Frequency (MHz)	Polar (H/V)	Receiver Reading (dBμV)	Substituted Method			Absolute Level (dBm)	Limit (dBm)	Margin (dB)
			Substituted Level (dBm)	Antenna Gain (dBd/dBi)	Cable Loss (dB)			
Frequency:			1852.4	MHz				
50.46	H	29.35	-71.66	-14.69	0.12	-86.47	-13.00	73.47
538.76	V	29.43	-73.66	0.00	0.46	-74.12	-13.00	61.12
3704.800	H	36.25	-61.01	10.60	1.25	-51.66	-13.00	38.66
3704.800	V	37.41	-59.82	10.60	1.25	-50.47	-13.00	37.47
5557.200	H	35.52	-57.76	11.43	1.49	-47.82	-13.00	34.82
5557.200	V	35.33	-57.80	11.43	1.49	-47.86	-13.00	34.86
Frequency:			1880	MHz				
167.79	H	28.89	-83.06	0.00	0.24	-83.30	-13.00	70.30
87.46	V	28.77	-80.37	0.00	0.17	-80.54	-13.00	67.54
3760.000	H	36.85	-59.56	10.66	1.24	-50.14	-13.00	37.14
3760.000	V	36.99	-59.30	10.66	1.24	-49.88	-13.00	36.88
5640.000	H	35.14	-58.31	11.33	1.54	-48.52	-13.00	35.52
5640.000	V	35.02	-58.31	11.33	1.54	-48.52	-13.00	35.52
Frequency:			1907.6	MHz				
253.69	H	28.93	-82.88	0.00	0.30	-83.18	-13.00	70.18
367.76	V	28.86	-78.19	0.00	0.37	-78.56	-13.00	65.56
3815.200	H	37.12	-58.73	10.72	1.29	-49.30	-13.00	36.30
3815.200	V	38.58	-57.11	10.72	1.29	-47.68	-13.00	34.68
5722.800	H	35.69	-57.80	11.23	1.58	-48.15	-13.00	35.15
5722.800	V	35.24	-58.11	11.23	1.58	-48.46	-13.00	35.46

AWS Band (PART 27)

WCDMA Band 4(30MHz-20GHz):

Frequency (MHz)	Polar (H/V)	Receiver Reading (dBμV)	Substituted Method			Absolute Level (dBm)	Limit (dBm)	Margin (dB)
			Substituted Level (dBm)	Antenna Gain (dBd/dBi)	Cable Loss (dB)			
Frequency:			1712.4	MHz				
478.27	H	29.16	-78.21	0.00	0.41	-78.62	-13.00	65.62
242.39	V	28.84	-81.88	0.00	0.29	-82.17	-13.00	69.17
3424.800	H	37.11	-60.66	10.37	1.17	-51.46	-13.00	38.46
3424.800	V	36.12	-61.62	10.37	1.17	-52.42	-13.00	39.42
5137.200	H	35.01	-58.61	11.28	1.46	-48.79	-13.00	35.79
5137.200	V	35.23	-58.27	11.28	1.46	-48.45	-13.00	35.45
Frequency:			1732.6	MHz				
308.67	H	29.24	-81.35	0.00	0.34	-81.69	-13.00	68.69
76.02	V	28.97	-77.23	-1.99	0.16	-79.38	-13.00	66.38
3465.200	H	36.78	-61.03	10.39	1.15	-51.79	-13.00	38.79
3465.200	V	37.44	-60.33	10.39	1.15	-51.09	-13.00	38.09
5197.800	H	35.10	-59.03	11.32	1.44	-49.15	-13.00	36.15
5197.800	V	34.89	-59.09	11.32	1.44	-49.21	-13.00	36.21
Frequency:			1752.6	MHz				
119.45	H	28.81	-83.29	0.00	0.20	-83.49	-13.00	70.49
186.39	V	28.76	-80.87	0.00	0.26	-81.13	-13.00	68.13
3505.200	H	37.10	-60.73	10.41	1.18	-51.50	-13.00	38.50
3505.200	V	38.25	-59.52	10.41	1.18	-50.29	-13.00	37.29
5257.800	H	35.11	-58.62	11.35	1.47	-48.74	-13.00	35.74
5257.800	V	35.46	-58.05	11.35	1.47	-48.17	-13.00	35.17

LTE Bands:

(The Worst modulation and bandwidth was below)

LTE Band 2(30MHz-20GHz):

Frequency (MHz)	Polar (H/V)	Receiver Reading (dB μ V)	Substituted Method			Absolute Level (dBm)	Limit (dBm)	Margin (dB)
			Substituted Level (dBm)	Antenna Gain (dBd/dBi)	Cable Loss (dB)			
1.4MHz QPSK, Frequency:			1850.7	MHz				
40.89	H	29.37	-56.44	-25.23	0.12	-81.79	-13.00	68.79
50.99	V	28.91	-72.79	-14.44	0.13	-87.36	-13.00	74.36
3701.400	H	47.76	-49.55	10.60	1.25	-40.20	-13.00	27.20
3701.400	V	48.29	-49.00	10.60	1.25	-39.65	-13.00	26.65
5552.100	H	36.22	-57.05	11.44	1.49	-47.10	-13.00	34.10
5552.100	V	35.44	-57.66	11.44	1.49	-47.71	-13.00	34.71
1.4MHz QPSK, Frequency:			1880	MHz				
134.56	H	29.51	-82.73	0.00	0.22	-82.95	-13.00	69.95
58.87	V	29.14	-76.33	-10.82	0.14	-87.29	-13.00	74.29
3760.000	H	47.20	-49.21	10.66	1.24	-39.79	-13.00	26.79
3760.000	V	47.22	-49.07	10.66	1.24	-39.65	-13.00	26.65
5640.000	H	35.44	-58.01	11.33	1.54	-48.22	-13.00	35.22
5640.000	V	36.01	-57.32	11.33	1.54	-47.53	-13.00	34.53
1.4MHz QPSK, Frequency:			1909.3	MHz				
200.62	H	28.85	-84.03	0.00	0.26	-84.29	-13.00	71.29
39.76	V	29.07	-60.52	-26.28	0.11	-86.91	-13.00	73.91
3818.600	H	45.13	-50.73	10.72	1.29	-41.30	-13.00	28.30
3818.600	V	43.50	-52.21	10.72	1.29	-42.78	-13.00	29.78
5727.900	H	35.11	-58.37	11.23	1.59	-48.73	-13.00	35.73
5727.900	V	34.78	-58.58	11.23	1.59	-48.94	-13.00	35.94

LTE Band 4(30MHz-20GHz):

Frequency (MHz)	Polar (H/V)	Receiver Reading (dBμV)	Substituted Method			Absolute Level (dBm)	Limit (dBm)	Margin (dB)
			Substituted Level (dBm)	Antenna Gain (dBd/dBi)	Cable Loss (dB)			
1.4MHz QPSK, Frequency: 1710.7 MHz								
341.68	H	29.28	-80.81	0.00	0.36	-81.17	-13.00	68.17
116.97	V	29.01	-76.92	0.00	0.20	-77.12	-13.00	64.12
3421.400	H	43.45	-54.31	10.37	1.17	-45.11	-13.00	32.11
3421.400	V	44.03	-53.70	10.37	1.17	-44.50	-13.00	31.50
5132.100	H	35.20	-58.37	11.28	1.47	-48.56	-13.00	35.56
5132.100	V	35.24	-58.22	11.28	1.47	-48.41	-13.00	35.41
1.4MHz QPSK, Frequency: 1732.5 MHz								
48.72	H	29.44	-69.23	-16.15	0.12	-85.50	-13.00	72.50
105.30	V	28.93	-77.76	0.00	0.19	-77.95	-13.00	64.95
3465.000	H	45.98	-51.83	10.39	1.15	-42.59	-13.00	29.59
3465.000	V	45.64	-52.13	10.39	1.15	-42.89	-13.00	29.89
5197.500	H	35.13	-59.00	11.32	1.44	-49.12	-13.00	36.12
5197.500	V	34.78	-59.20	11.32	1.44	-49.32	-13.00	36.32
1.4MHz QPSK, Frequency: 1754.3 MHz								
76.29	H	29.14	-78.41	-1.86	0.16	-80.43	-13.00	67.43
162.59	V	29.39	-79.15	0.00	0.24	-79.39	-13.00	66.39
3508.600	H	46.01	-51.81	10.41	1.19	-42.59	-13.00	29.59
3508.600	V	45.22	-52.54	10.41	1.19	-43.32	-13.00	30.32
5262.900	H	35.46	-58.24	11.36	1.47	-48.35	-13.00	35.35
5262.900	V	35.37	-58.10	11.36	1.47	-48.21	-13.00	35.21

LTE Band 5(30MHz-10GHz):

Frequency (MHz)	Polar (H/V)	Receiver Reading (dBμV)	Substituted Method			Absolute Level (dBm)	Limit (dBm)	Margin (dB)
			Substituted Level (dBm)	Antenna Gain (dBd/dBi)	Cable Loss (dB)			
1.4MHz QPSK, Frequency:			824.7 MHz					
56.99	H	20.67	-54.35	-11.68	0.14	-66.17	-13.00	53.17
522.72	V	20.53	-51.08	0.00	0.42	-51.50	-13.00	38.50
1649.400	H	37.02	-67.31	8.68	0.80	-59.43	-13.00	46.43
1649.400	V	34.96	-69.45	8.68	0.80	-61.57	-13.00	48.57
2474.100	H	35.01	-65.77	9.38	1.00	-57.39	-13.00	44.39
2474.100	V	35.86	-64.87	9.38	1.00	-56.49	-13.00	43.49
3298.800	H	36.27	-60.41	10.32	1.15	-51.24	-13.00	38.24
3298.800	V	35.42	-61.02	10.32	1.15	-51.85	-13.00	38.85
1.4MHz QPSK, Frequency:			836.5 MHz					
187.63	H	20.68	-60.50	0.00	0.26	-60.76	-13.00	47.76
328.08	V	20.33	-56.67	0.00	0.34	-57.01	-13.00	44.01
1673.000	H	35.49	-68.82	8.71	0.85	-60.96	-13.00	47.96
1673.000	V	36.66	-67.75	8.71	0.85	-59.89	-13.00	46.89
2509.500	H	36.02	-64.59	9.42	1.01	-56.18	-13.00	43.18
2509.500	V	35.37	-65.25	9.42	1.01	-56.84	-13.00	43.84
3346.000	H	35.48	-61.68	10.34	1.16	-52.50	-13.00	39.50
3346.000	V	35.77	-61.25	10.34	1.16	-52.07	-13.00	39.07
1.4MHz QPSK, Frequency:			848.3 MHz					
98.83	H	20.35	-60.93	0.00	0.19	-61.12	-13.00	48.12
443.29	V	20.48	-53.35	0.00	0.43	-53.78	-13.00	40.78
1696.600	H	36.21	-68.08	8.74	0.89	-60.23	-13.00	47.23
1696.600	V	36.47	-67.95	8.74	0.89	-60.10	-13.00	47.10
2544.900	H	35.29	-65.05	9.47	1.01	-56.59	-13.00	43.59
2544.900	V	35.63	-64.67	9.47	1.01	-56.21	-13.00	43.21
3393.200	H	35.49	-62.18	10.36	1.19	-53.01	-13.00	40.01
3393.200	V	36.25	-61.38	10.36	1.19	-52.21	-13.00	39.21

LTE Band 12(30MHz-10GHz):

Frequency (MHz)	Polar (H/V)	Receiver Reading (dBμV)	Substituted Method			Absolute Level (dBm)	Limit (dBm)	Margin (dB)
			Substituted Level (dBm)	Antenna Gain (dBd/dBi)	Cable Loss (dB)			
1.4MHz QPSK, Frequency:			699.7 MHz					
293.44	H	20.55	-59.03	0.00	0.33	-59.36	-13.00	46.36
423.84	V	20.43	-54.17	0.00	0.39	-54.56	-13.00	41.56
1399.400	H	40.23	-63.47	8.22	0.71	-55.96	-13.00	42.96
1399.400	V	39.45	-64.30	8.22	0.71	-56.79	-13.00	43.79
2099.100	H	35.44	-66.44	9.16	0.91	-58.19	-13.00	45.19
2099.100	V	36.01	-65.82	9.16	0.91	-57.57	-13.00	44.57
2798.800	H	35.21	-64.72	9.88	1.04	-55.88	-13.00	42.88
2798.800	V	34.78	-65.02	9.88	1.04	-56.18	-13.00	43.18
1.4MHz QPSK, Frequency:			707.5 MHz					
350.38	H	20.47	-58.16	0.00	0.36	-58.52	-13.00	45.52
526.65	V	20.59	-51.03	0.00	0.43	-51.46	-13.00	38.46
1415.000	H	38.31	-65.36	8.26	0.72	-57.82	-13.00	44.82
1415.000	V	38.12	-65.60	8.26	0.72	-58.06	-13.00	45.06
2122.500	H	35.22	-66.77	9.17	0.92	-58.52	-13.00	45.52
2122.500	V	35.10	-66.87	9.17	0.92	-58.62	-13.00	45.62
2830.000	H	35.37	-64.43	9.93	1.06	-55.56	-13.00	42.56
2830.000	V	34.78	-64.95	9.93	1.06	-56.08	-13.00	43.08
1.4MHz QPSK, Frequency:			715.3 MHz					
552.14	H	20.53	-54.27	0.00	0.48	-54.75	-13.00	41.75
338.71	V	20.62	-56.16	0.00	0.36	-56.52	-13.00	43.52
1430.600	H	37.44	-66.19	8.31	0.73	-58.61	-13.00	45.61
1430.600	V	38.56	-65.13	8.31	0.73	-57.55	-13.00	44.55
2145.900	H	35.23	-66.87	9.19	0.93	-58.61	-13.00	45.61
2145.900	V	35.44	-66.67	9.19	0.93	-58.41	-13.00	45.41
2861.200	H	34.66	-64.99	9.98	1.07	-56.08	-13.00	43.08
2861.200	V	35.29	-64.38	9.98	1.07	-55.47	-13.00	42.47

LTE Band 13(30MHz-10GHz):

Frequency (MHz)	Polar (H/V)	Receiver Reading (dBμV)	Substituted Method			Absolute Level (dBm)	Limit (dBm)	Margin (dB)
			Substituted Level (dBm)	Antenna Gain (dBd/dBi)	Cable Loss (dB)			
5MHz QPSK, Frequency:			779.5 MHz					
636.41	H	20.74	-52.92	0.00	0.52	-53.44	-13.00	40.44
647.52	V	20.68	-50.19	0.00	0.52	-50.71	-13.00	37.71
1559.000	H	37.12	-66.87	8.57	0.80	-59.10	-40.00	19.10
1559.000	V	36.42	-67.63	8.57	0.80	-59.86	-40.00	19.86
2338.500	H	35.45	-66.14	9.30	0.97	-57.81	-13.00	44.81
2338.500	V	35.10	-66.26	9.30	0.97	-57.93	-13.00	44.93
3118.000	H	35.63	-61.86	10.25	1.13	-52.74	-13.00	39.74
3118.000	V	34.89	-62.46	10.25	1.13	-53.34	-13.00	40.34
5MHz QPSK, Frequency:			784.5 MHz					
662.23	H	20.71	-52.81	0.00	0.51	-53.32	-13.00	40.32
503.21	V	20.62	-50.96	0.00	0.45	-51.41	-13.00	38.41
1569.000	H	36.56	-67.52	8.58	0.81	-59.75	-40.00	19.75
1569.000	V	37.12	-67.01	8.58	0.81	-59.24	-40.00	19.24
2353.500	H	35.55	-65.90	9.31	0.97	-57.56	-13.00	44.56
2353.500	V	35.23	-65.99	9.31	0.97	-57.65	-13.00	44.65
3138.000	H	34.88	-62.52	10.26	1.14	-53.40	-13.00	40.40
3138.000	V	35.20	-62.03	10.26	1.14	-52.91	-13.00	39.91

LTE Band 14(30MHz-10GHz):

Frequency (MHz)	Polar (H/V)	Receiver Reading (dBμV)	Substituted Method			Absolute Level (dBm)	Limit (dBm)	Margin (dB)
			Substituted Level (dBm)	Antenna Gain (dBd/dBi)	Cable Loss (dB)			
5MHz QPSK, Frequency:			790.5 MHz					
677.61	H	20.67	-52.77	0.00	0.51	-53.28	-40.00	13.28
558.87	V	20.76	-50.91	0.00	0.47	-51.38	-40.00	11.38
1581.000	H	36.12	-68.07	8.60	0.81	-60.28	-40.00	20.28
1581.000	V	35.78	-68.46	8.60	0.81	-60.67	-40.00	20.67
2371.500	H	36.22	-65.08	9.32	0.97	-56.73	-40.00	16.73
2371.500	V	35.13	-65.92	9.32	0.97	-57.57	-40.00	17.57
3162.000	H	35.20	-62.09	10.26	1.13	-52.96	-40.00	12.96
3162.000	V	34.85	-62.24	10.26	1.13	-53.11	-40.00	13.11
5MHz QPSK, Frequency:			795.5 MHz					
595.24	H	20.61	-53.34	0.00	0.51	-53.85	-40.00	13.85
620.80	V	20.69	-50.66	0.00	0.49	-51.15	-40.00	11.15
1591.000	H	35.78	-68.51	8.61	0.82	-60.72	-40.00	20.72
1591.000	V	36.44	-67.88	8.61	0.82	-60.09	-40.00	20.09
2386.500	H	35.23	-65.94	9.33	0.98	-57.59	-40.00	17.59
2386.500	V	35.63	-65.28	9.33	0.98	-56.93	-40.00	16.93
3182.000	H	35.10	-62.10	10.27	1.12	-52.95	-40.00	12.95
3182.000	V	34.99	-61.98	10.27	1.12	-52.83	-40.00	12.83

LTE Band 66(30MHz-20GHz):

Frequency (MHz)	Polar (H/V)	Receiver Reading (dBμV)	Substituted Method			Absolute Level (dBm)	Limit (dBm)	Margin (dB)
			Substituted Level (dBm)	Antenna Gain (dBd/dBi)	Cable Loss (dB)			
1.4MHz QPSK, Frequency:			1710.7	MHz				
72.64	H	28.90	-76.46	-3.68	0.16	-80.30	-13.00	67.30
88.69	V	28.87	-80.36	0.00	0.18	-80.54	-13.00	67.54
3421.400	H	44.77	-52.99	10.37	1.17	-43.79	-13.00	30.79
3421.400	V	45.18	-52.55	10.37	1.17	-43.35	-13.00	30.35
5132.100	H	34.69	-58.88	11.28	1.47	-49.07	-13.00	36.07
5132.100	V	35.10	-58.36	11.28	1.47	-48.55	-13.00	35.55
1.4MHz QPSK, Frequency:			1745	MHz				
523.87	H	29.27	-77.10	0.00	0.42	-77.52	-13.00	64.52
50.99	V	28.91	-72.79	-14.44	0.13	-87.36	-13.00	74.36
3490.000	H	46.41	-51.43	10.40	1.17	-42.20	-13.00	29.20
3490.000	V	46.30	-51.48	10.40	1.17	-42.25	-13.00	29.25
5235.000	H	35.22	-58.68	11.34	1.46	-48.80	-13.00	35.80
5235.000	V	35.51	-58.20	11.34	1.46	-48.32	-13.00	35.32
1.4MHz QPSK, Frequency:			1779.3	MHz				
169.57	H	28.84	-83.19	0.00	0.24	-83.43	-13.00	70.43
69.65	V	29.29	-73.44	-5.19	0.15	-78.78	-13.00	65.78
3558.600	H	45.23	-52.44	10.46	1.22	-43.20	-13.00	30.20
3558.600	V	46.02	-51.55	10.46	1.22	-42.31	-13.00	29.31
5337.900	H	35.13	-58.34	11.40	1.47	-48.41	-13.00	35.41
5337.900	V	35.42	-57.91	11.40	1.47	-47.98	-13.00	34.98

LTE Band 71(30MHz-10GHz):

Frequency (MHz)	Polar (H/V)	Receiver Reading (dBμV)	Substituted Method			Absolute Level (dBm)	Limit (dBm)	Margin (dB)
			Substituted Level (dBm)	Antenna Gain (dBd/dBi)	Cable Loss (dB)			
5MHz QPSK, Frequency:			665.5 MHz					
572.74	H	20.52	-53.88	0.00	0.46	-54.34	-13.00	41.34
528.79	V	20.56	-51.06	0.00	0.44	-51.50	-13.00	38.50
1331.000	H	35.46	-67.57	8.03	0.76	-60.30	-13.00	47.30
1331.000	V	36.22	-67.14	8.03	0.76	-59.87	-13.00	46.87
1996.500	H	35.12	-67.04	9.10	0.89	-58.83	-13.00	45.83
1996.500	V	35.33	-66.21	9.10	0.89	-58.00	-13.00	45.00
2662.000	H	34.79	-65.17	9.66	1.06	-56.57	-13.00	43.57
2662.000	V	35.96	-63.92	9.66	1.06	-55.32	-13.00	42.32
5MHz QPSK, Frequency:			680.5 MHz					
475.69	H	20.49	-55.84	0.00	0.42	-56.26	-13.00	43.26
437.33	V	20.63	-53.44	0.00	0.41	-53.85	-13.00	40.85
1361.000	H	38.02	-65.31	8.11	0.77	-57.97	-13.00	44.97
1361.000	V	42.55	-60.98	8.11	0.77	-53.64	-13.00	40.64
2041.500	H	35.11	-66.92	9.12	0.91	-58.71	-13.00	45.71
2041.500	V	35.45	-66.19	9.12	0.91	-57.98	-13.00	44.98
2722.000	H	35.43	-64.54	9.76	1.05	-55.83	-13.00	42.83
2722.000	V	35.66	-64.25	9.76	1.05	-55.54	-13.00	42.54
5MHz QPSK, Frequency:			695.5 MHz					
530.26	H	20.50	-54.73	0.00	0.45	-55.18	-13.00	42.18
494.38	V	20.48	-51.32	0.00	0.45	-51.77	-13.00	38.77
1391.000	H	36.12	-67.50	8.19	0.72	-60.03	-13.00	47.03
1391.000	V	37.11	-66.59	8.19	0.72	-59.12	-13.00	46.12
2086.500	H	35.46	-66.45	9.15	0.91	-58.21	-13.00	45.21
2086.500	V	34.56	-67.23	9.15	0.91	-58.99	-13.00	45.99
2782.000	H	35.20	-64.74	9.85	1.05	-55.94	-13.00	42.94
2782.000	V	35.33	-64.50	9.85	1.05	-55.70	-13.00	42.70

Note:

- 1) The unit of Antenna Gain is dBd for frequency below 1GHz, and the unit of Antenna Gain is dBi for frequency above 1GHz.
- 2) Absolute Level = Substituted Level - Cable loss + Antenna Gain
- 3) Margin = Limit-Absolute Level

5. EUT PHOTOGRAPHS

Please refer to the attachment CR231168706-EXP EUT EXTERNAL PHOTOGRAPHS and CR231168706-INP EUT INTERNAL PHOTOGRAPHS

6. TEST SETUP PHOTOGRAPHS

Please refer to the attachment CR231168706-00B-TSP TEST SETUP PHOTOGRAPHS.

==== END OF REPORT =====