

Maximum SAR measurement Plots

1# GSM850_GPRS 12_Right Cheek_Ch189

DUT:181107W001

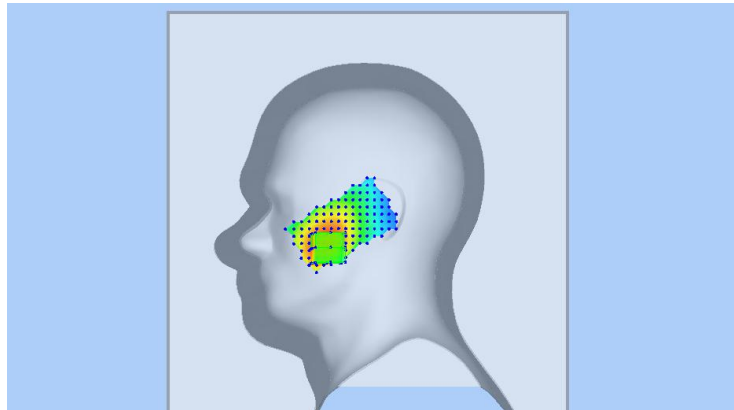
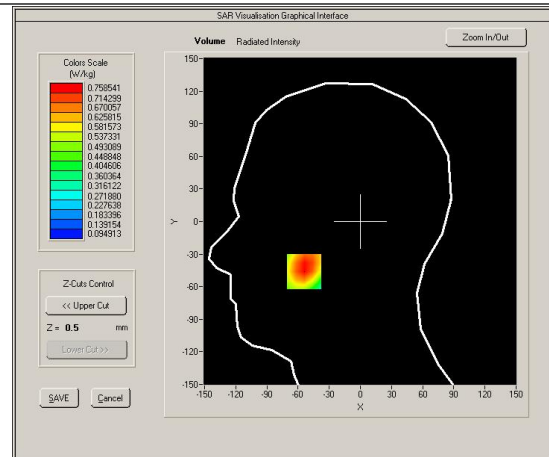
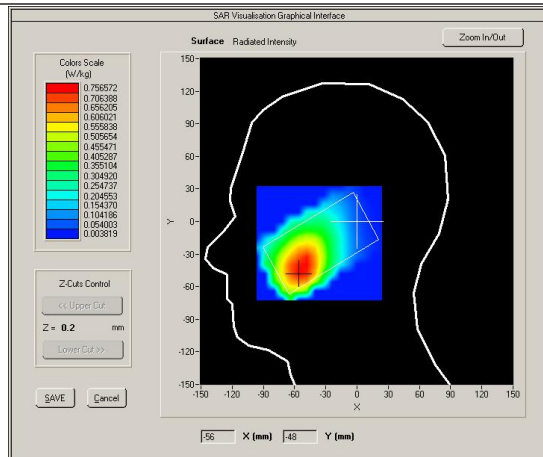
Test Date: Nov 6, 2018

Ambient Temperature: 22.6°C; Liquid Temperature: 21.2°C

Medium(liquid type)	HL835
Frequency (MHz)	836.6
Relative permittivity (real part)	42.32
Conductivity (S/m)	0.92
E-Field Probe	SN 27/15 EPGO262
Crest factor	2.0
Conversion Factor	1.79
Sensor-Surface	4mm
Area Scan	dx=8mm dy=8mm
Zoom Scan	5x5x7,dx=8mm dy=8mm dz=5mm
Variation (%)	2.090000
SAR 10g (W/Kg)	0.503689
SAR 1g (W/Kg)	0.731479

SURFACE SAR

VOLUME SAR



2# GSM1900_GPRS12_Left Cheek_Ch661

DUT:181107W001

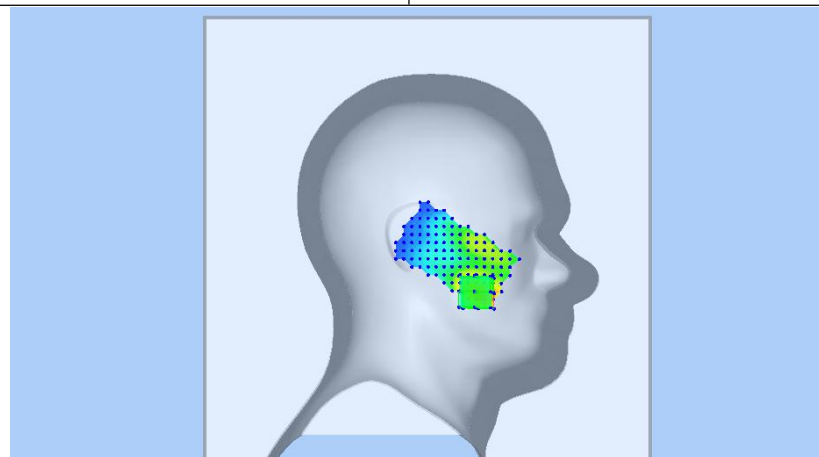
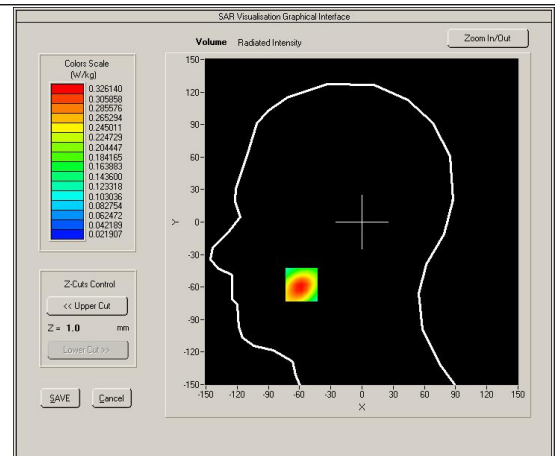
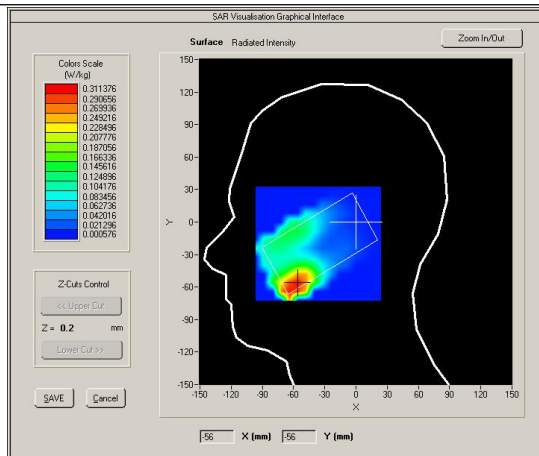
Test Date: Nov 8, 2018

Ambient Temperature: 22.7°C; Liquid Temperature: 21.4°C

Medium(liquid type)	HL1900
Frequency (MHz)	1880
Relative permittivity (real part)	40.88
Conductivity (S/m)	1.43
E-Field Probe	SN 27/15 EPGO262
Crest factor	2.0
Conversion Factor	2.14
Sensor-Surface	4mm
Area Scan	dx=8mm dy=8mm
Zoom Scan	5x5x7,dx=8mm dy=8mm dz=5mm
Variation (%)	0.040000
SAR 10g (W/Kg)	0.181011
SAR 1g (W/Kg)	0.305263

SURFACE SAR

VOLUME SAR



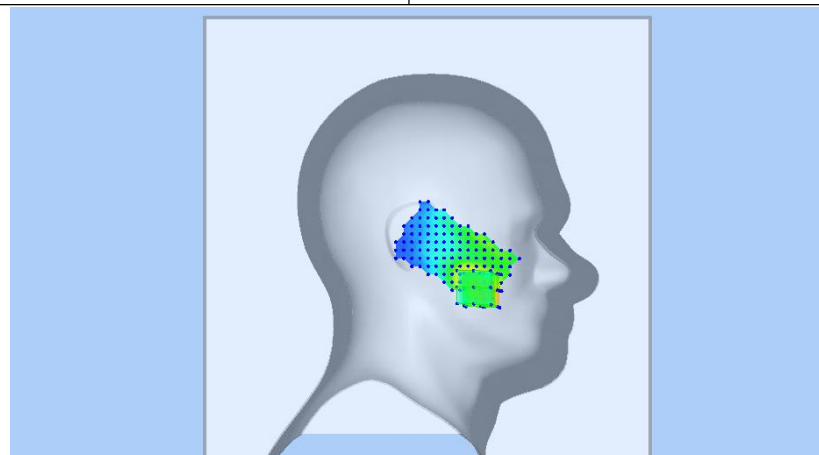
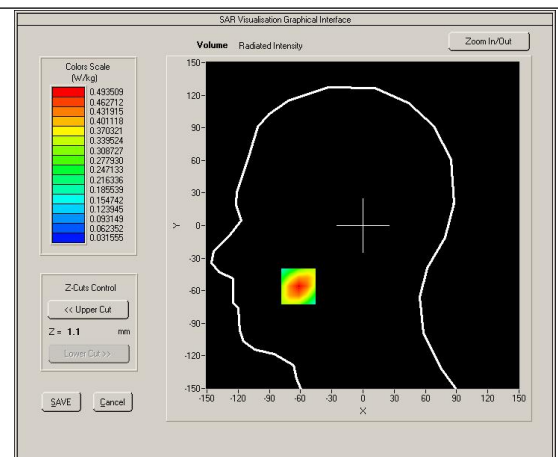
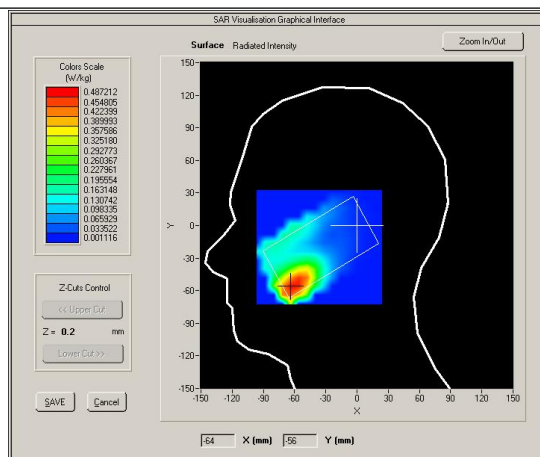
3# WCDMA Band II _ RMC12.2K _ Left Cheek_ Ch9400

DUT:181107W001

Test Date: Nov 8, 2018

Ambient Temperature: 22.7°C; Liquid Temperature: 21.4°C

Medium(liquid type)	HL1900
Frequency (MHz)	1880
Relative permittivity (real part)	40.88
Conductivity (S/m)	1.43
E-Field Probe	SN 27/15 EPGO262
Crest factor	1.0
Conversion Factor	2.14
Sensor-Surface	4mm
Area Scan	dx=8mm dy=8mm
Zoom Scan	5x5x7,dx=8mm dy=8mm dz=5mm
Variation (%)	-0.510000
SAR 10g (W/Kg)	0.271005
SAR 1g (W/Kg)	0.465133
SURFACE SAR	VOLUME SAR



4# WCDMA Band V _ RMC12.2K _ Lfet Cheek _ Ch4132

DUT:181107W001

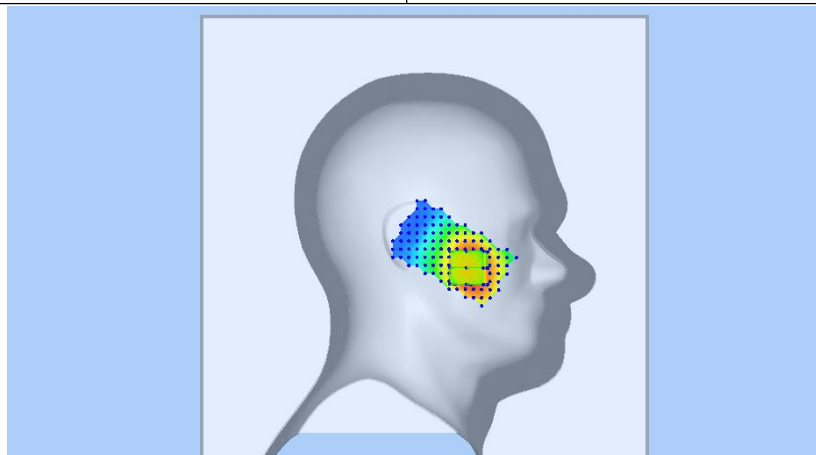
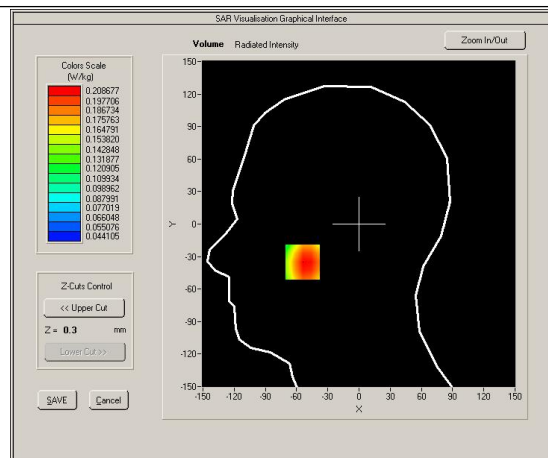
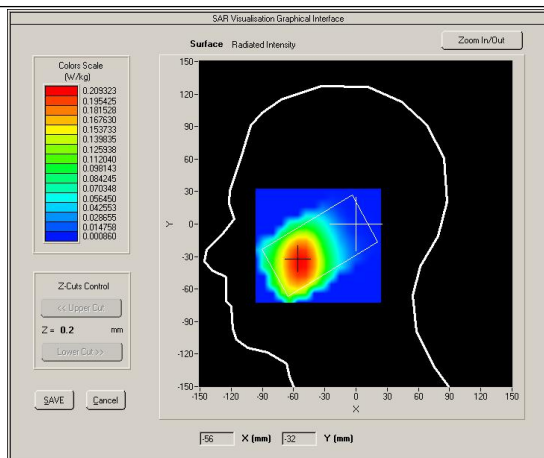
Test Date: Nov 6, 2018

Ambient Temperature: 22.6°C; Liquid Temperature: 21.2°C

Medium(liquid type)	HL835
Frequency (MHz)	826.4
Relative permittivity (real part)	42.32
Conductivity (S/m)	0.92
E-Field Probe	SN 27/15 EPGO262
Crest factor	1.0
Conversion Factor	1.79
Sensor-Surface	4mm
Area Scan	dx=8mm dy=8mm
Zoom Scan	5x5x7,dx=8mm dy=8mm dz=5mm
Variation (%)	0.600000
SAR 10g (W/Kg)	0.156236
SAR 1g (W/Kg)	0.204136

SURFACE SAR

VOLUME SAR



5# GSM850_GPRS12_Front Face_1.0cm_Ch251

DUT:181107W001

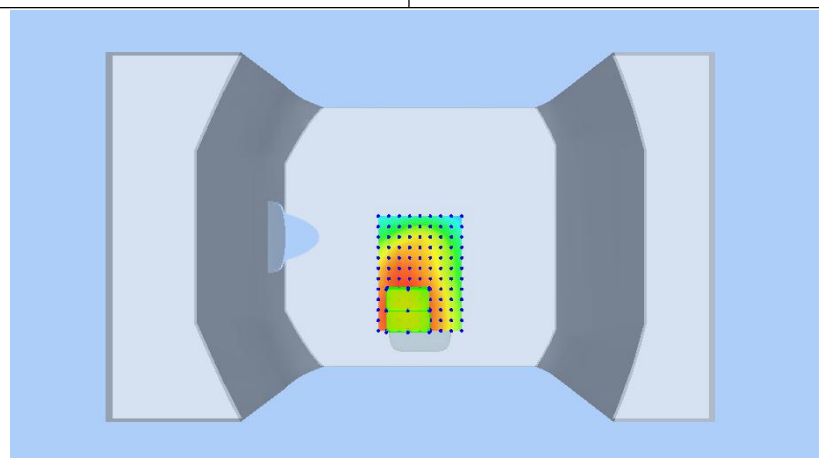
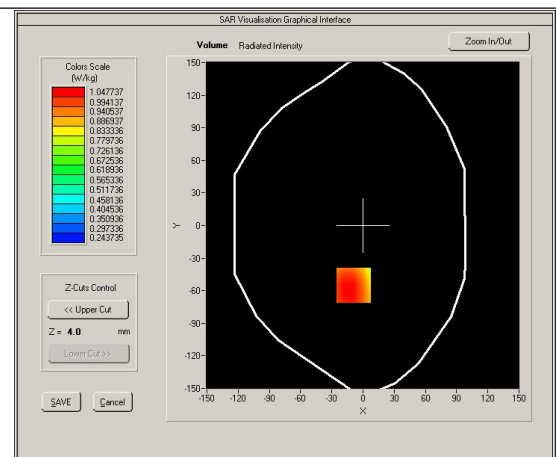
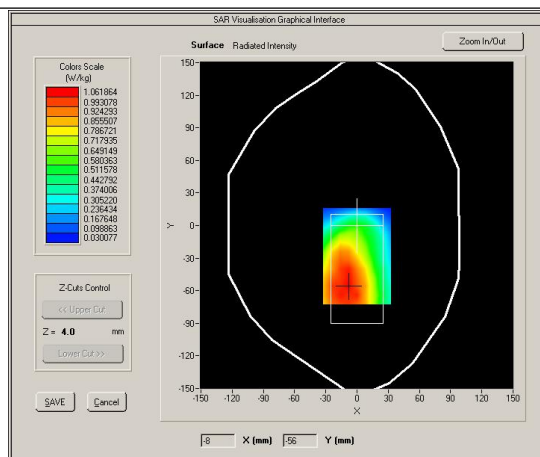
Test Date: Nov 6, 2018

Ambient Temperature: 22.6°C; Liquid Temperature: 21.2°C

Medium(liquid type)	BL835
Frequency (MHz)	848.8
Relative permittivity (real part)	56.43
Conductivity (S/m)	0.99
E-Field Probe	SN 27/15 EPGO262
Crest factor	2.0
Conversion Factor	1.86
Sensor-Surface	4mm
Area Scan	dx=8mm dy=8mm
Zoom Scan	5x5x7,dx=8mm dy=8mm dz=5mm
Variation (%)	-0.400000
SAR 10g (W/Kg)	0.765216
SAR 1g (W/Kg)	1.024472

SURFACE SAR

VOLUME SAR



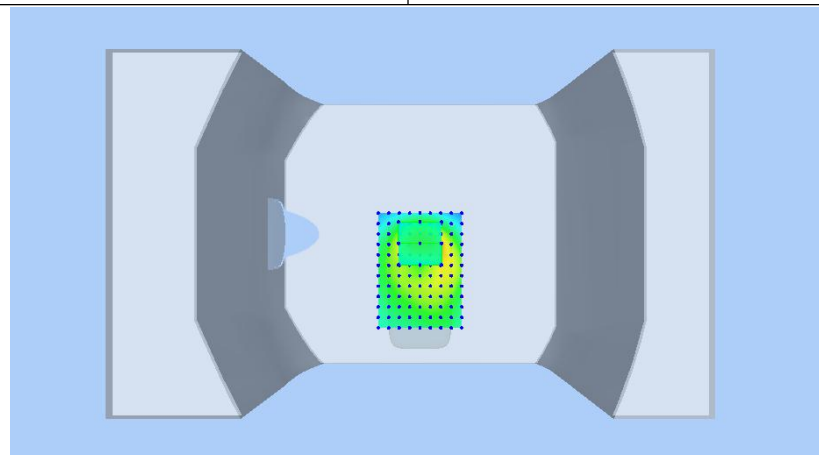
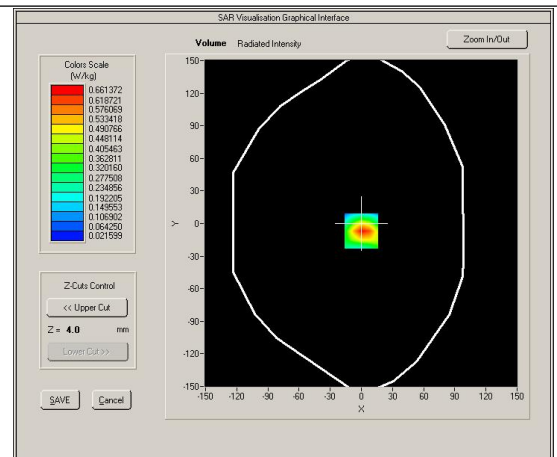
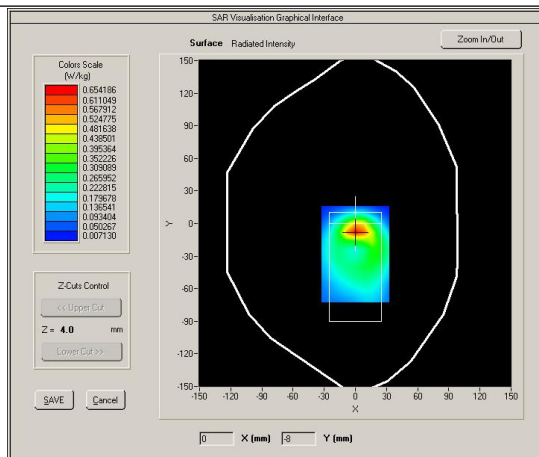
6# GSM1900_GPRS12_Front Face_1.0cm_Ch661

DUT:181107W001

Test Date: Nov 8, 2018

Ambient Temperature: 22.7°C; Liquid Temperature: 21.4°C

Medium(liquid type)	BL1900
Frequency (MHz)	1880
Relative permittivity (real part)	55.15
Conductivity (S/m)	1.51
E-Field Probe	SN 27/15 EPGO262
Crest factor	2.0
Conversion Factor	2.20
Sensor-Surface	4mm
Area Scan	dx=8mm dy=8mm
Zoom Scan	5x5x7,dx=8mm dy=8mm dz=5mm
Variation (%)	-1.310000
SAR 10g (W/Kg)	0.314594
SAR 1g (W/Kg)	0.609085
SURFACE SAR	VOLUME SAR



7# WCDMA Band II_RMC12.2K_Front Face_1.0cm_Ch9538

DUT:181107W001

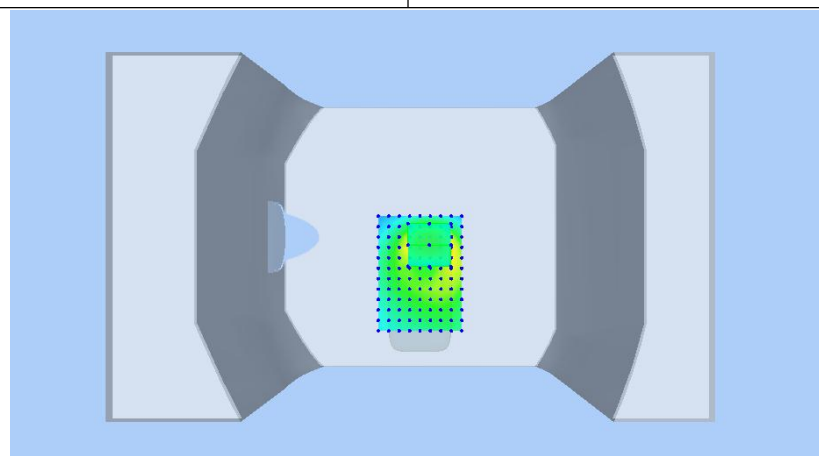
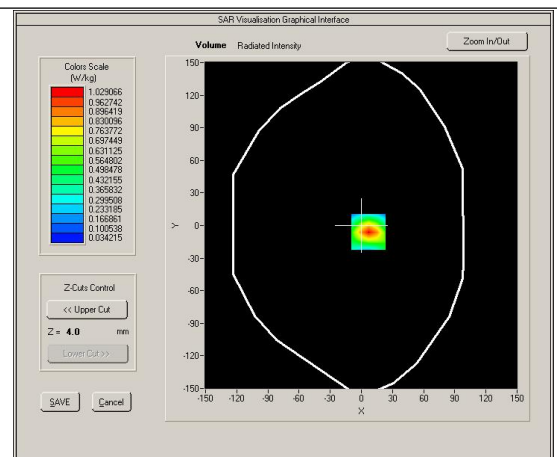
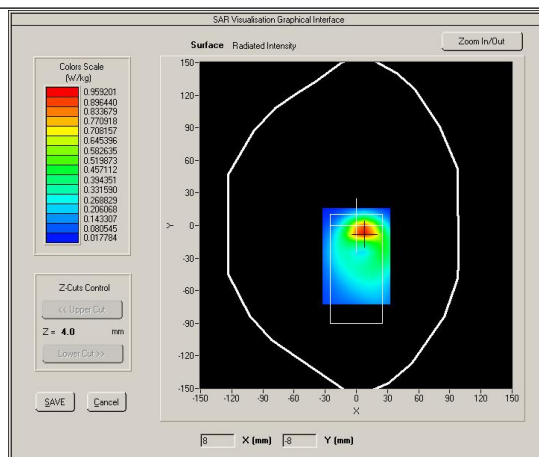
Test Date: Nov 8, 2018

Ambient Temperature: 22.7°C; Liquid Temperature: 21.4°C

Medium(liquid type)	BL1900
Frequency (MHz)	1907.6
Relative permittivity (real part)	55.15
Conductivity (S/m)	1.51
E-Field Probe	SN 27/15 EPGO262
Crest factor	1.0
Conversion Factor	2.20
Sensor-Surface	4mm
Area Scan	dx=8mm dy=8mm
Zoom Scan	5x5x7,dx=8mm dy=8mm dz=5mm
Variation (%)	-2.100000
SAR 10g (W/Kg)	0.477762
SAR 1g (W/Kg)	0.936595

SURFACE SAR

VOLUME SAR



8# WCDMA Band V_RMC12.2K_Front Face_1.0cm_Ch4132

DUT:181107W001

Test Date: Nov 6, 2018

Ambient Temperature: 22.6°C; Liquid Temperature: 21.2°C

Medium(liquid type)	BL835
Frequency (MHz)	826.4
Relative permittivity (real part)	56.43
Conductivity (S/m)	0.99
E-Field Probe	SN 27/15 EPGO262
Crest factor	1.0
Conversion Factor	1.86
Sensor-Surface	4mm
Area Scan	dx=8mm dy=8mm
Zoom Scan	5x5x7,dx=8mm dy=8mm dz=5mm
Variation (%)	-0.720000
SAR 10g (W/Kg)	0.241906
SAR 1g (W/Kg)	0.320379

SURFACE SAR

VOLUME SAR

