



## RAPPORTO DI PROVA

### TEST REPORT

Ref. N.	<b>TSupPhotos_FCC181513-0</b>	Data Emissione /Issue Date:	<b>21/07/2022</b>	Pagine / Pages:	<b>8</b>
Scopo delle prove Test object	Prove di tipo in accordo alla Norme Type test according to Standards <b>47 CFR FCC part 15 - Subpart C - §15.247</b>				
Richiedente Applicant	<b>Paradox Engineering SA</b> Via Passeggiata 7 – 6883 Novazzano – CH Tel.: +41912330100				
Marchio commerciale Trade mark					
Fabbricante Manufacturer	<b>MinabeaMitsumi Inc.</b> 3-9-6 Mita, Minato-ku, Tokyo 108-8330 Tel.: 81-3-6758-6711				
Prodotto Product	Sub 1-GHz IPv6/6LoWPAN Hardware radio device, compliant within NEMA standard, that operates as: Smart Lighting Node and Gateway for other Nodes				
Modello Model	<b>NDLM007US-1</b>				
Identificativo FCC FCC ID	<b>2AKPQNDLM007</b>				
Data ricevimento campioni Date of test samples receipt	09/05/2022				
Campioni verificati No. of tested samples	1 – Sampled by the applicant				
Data verifiche Testing date	From 23/05/2022 to 07/06/2022				
Sito di prova Testing site	PRSLAB S.r.l. Unipersonale - Via Campagna 92 - 22020 Faloppio - Como - Italy				
Identificativo FCC del sito di prova FCC designation number	IT0012				
Esito delle valutazioni Assessment results	<b>CONFORME / COMPLIANT</b>				
Verifiche effettuate da Verifications carried out by	<b>Daniele AOSANI</b> Tecnico Laboratorio Laboratory Engineer				
Approvato Approved by	<b>Riccardo PFEIFFER</b> Responsabile Laboratorio Laboratory Manager				

I risultati delle prove riportati nel presente rapporto di prova si riferiscono solo ai campioni esaminati.

The test results reported in this test report shall refer only to the samples tested.

Il campione è stato fornito dal cliente ed i risultati si riferiscono al campione così come ricevuto

The sample has been provided by the customer and the results apply to the sample as received

Questo Report non può essere riprodotto in modo parziale, salvo espressa autorizzazione scritta da parte del Laboratorio

This report may not be partially reproduced, except with the prior written permission of the issuing Laboratory

## CONTENUTO

### TABLE OF CONTENTS

<b>0. RELEASE CONTROL RECORD .....</b>	<b>2</b>
<b>1. TECHNICAL INFORMATION OF EQUIPMENT UNDER TEST (EUT) .....</b>	<b>3</b>
1.1 EUT Identification .....	3
1.2 Radio module technical data .....	4
<b>2. PHOTOGRAPHIC DOCUMENTATION .....</b>	<b>5</b>

## 0. RELEASE CONTROL RECORD

TEST REPORT NUMBER	REASON OF CHANGE	DATE OF ISSUE
TSupPhotos_FCC181513-0	Original release	21/07/2022


This document is valid in last revision that deletes and replaces the previous one

## 1. TECHNICAL INFORMATION OF EQUIPMENT UNDER TEST (EUT)

### 1.1 EUT Identification

DESCRIPTION	Sub 1-GHz IPv6/6LoWPAN Hardware radio device, compliant within NEMA standard, that operates as: <ul style="list-style-type: none"> <li>- Smart Lighting Node</li> <li>- Gateway for other Nodes</li> </ul>
COMMERCIAL NAME	PE Smart Lighting Node Hybrid NEMA
MODEL NAME	NDLM007US-1
SERIAL NO.	Prototype
PRSLAB IDENTIFICATION	BC 155/2022 1/3
TRADEMARK	
MANUFACTURER	MinebeaMitsumi Inc.
COUNTRY OF MANUFACTURER	Japan
SINGLE UNIT OR SYSTEM	Single
FCC CLASSIFICATION	Class B
POWER SOURCE	AC main
SUPPLY VOLTAGE	100 – 277V ~ 50-60Hz
MAX POWER or MAX ABSORBED CURRENT	600W with max load
OPERATING TEMPERATURE	-40°C ÷ +70°C
HW VERSION	PRD-LMN-0058 (-01) NDLM007US-1
FW VERSION	4.6.0
DIMENSIONS	Diameter 84mm; Height 106.9mm
EUT STANDING	Mounted on street lights (NEMA connector)

## 1.2 Radio module technical data

<b>CHIP MANUFACTURER</b>	 <b>life.augmented</b>
<b>CHIP MODEL</b>	<b>S2-LPQTR</b>
<b>RADIO CATEGORY</b>	Short Range Device
<b>WORKING FREQUENCY BAND</b>	902.42 – 927.58MHz
<b>CHANNELS</b>	75
<b>CHANNEL SPACING</b>	340kHz
<b>TRANSFER RATE</b>	100kbps
<b>TYPE OF MODULATION</b>	GFSK
<b>SENSITIVITY</b>	-104dBm
<b>ANTENNA TYPE</b>	PCB printed
<b>ANTENNA GAIN</b>	0dBi

## 2. PHOTOGRAPHIC DOCUMENTATION

PHOTO N° 1 – EUT IDENTIFICATION







PHOTO N° 2 - RADIATED EMISSION TEST SETUP



**PHOTO N° 3 - CONDUCTED EMISSION TEST SETUP**



**END OF TEST REPORT**