

FCC TEST REPORT
for
Legamaster International B.V.

Interactive Flat Panel

Model No.: ETX-8600UHD

FCC ID: 2AKP8-ETX-8600

Prepared for : Legamaster International B.V.
Address : Kwinkweerd 62, NL-7241 CW Lochem, Postbus 111,
NL-7240 AC Lochem, Netherlands
Prepared by : Accurate Technology Co., Ltd.
Address : F1, Bldg. A&D, Changyuan New Material Port, Keyuan Rd.,
Science & Industry Park, Nanshan District Shenzhen
518057, P.R. China
Tel: +86-755-26503290
Fax: +86-755-26503396

Report No. : ATE20170114
Date of Test : February 20-22, 2017
Date of Report : February 27, 2017

TABLE OF CONTENTS

Description	Page
Test Report	
1. TEST RESULTS SUMMARY	4
2. GENERAL INFORMATION.....	5
2.1. Description of Device (EUT)	5
2.2. Accessory and Auxiliary Equipment	6
2.3. Description of Test Facility	7
2.4. Measurement Uncertainty	7
3. MEASURING DEVICE AND TEST EQUIPMENT	8
3.1. For Radiated Emission Measurement	8
3.2. The Equipment Used to Measure Conducted Disturbance (L.I.S.N).....	9
4. POWER LINE CONDUCTED MEASUREMENT	10
4.1. Block Diagram of Test Setup	10
4.2. Test mode description.....	10
4.3. Power Line Conducted Emission Measurement Limits	10
4.4. Configuration of EUT on Measurement.....	10
4.5. Operating Condition of EUT	11
4.6. Test Procedure.....	11
4.7. Power Line Conducted Emission Measurement Results	11
5. RADIATED EMISSION MEASUREMENT	36
5.1. Block Diagram of Test.....	36
5.2. Test mode description.....	36
5.3. Radiated Emission Limit (Class B).....	37
5.4. Manufacturer	37
5.5. Operating Condition of EUT	37
5.6. Test Procedure.....	38
5.7. Radiated Emission Noise Measurement Result	38
6. PHOTOGRAPHS	75
6.1. Photos of Radiated Emission Measurement	75
6.2. Photo of Conducted Emission Measurement.....	76
6.3. Photo of EUT	77

Test Report

Applicant : Legamaster International B.V.
Manufacturer : Xiamen Prima Technology Inc.
EUT Description : Interactive Flat Panel
Model No. : ETX-8600UHD
Trade Name : Legamaster

Measurement Procedure Used:

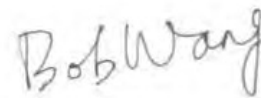
**FCC Rules and Regulations Part 15 Subpart B Class B
ANSI C63.4: 2014**

The device described above is tested by Accurate Technology Co., Ltd. to determine the maximum emission levels emanating from the device. The maximum emission levels are compared to the FCC Part 15 Subpart B Class B limits both radiated and conducted emissions. The measurement results are contained in this test report and Accurate Technology Co., Ltd. is assumed full responsibility for the accuracy and completeness of these measurements. Also, this report shows that the Equipment Under Test (EUT) is to be technically compliant with the FCC requirements.

This report applies to above tested sample only. This report shall not be reproduced in part without written approval of Accurate Technology Co., Ltd.

Date of Test : February 20-22, 2017
Date of Report: February 27, 2017

Prepared by :



(Bob Wang, Engineer)

Approved & Authorized Signer :



(Sean Liu, Manager)

1. TEST RESULTS SUMMARY

Test Items	Test Standard	Test Results
Power Line Conducted Emission	FCC Part 15 Subpart B	Pass
Radiated Emission	FCC Part 15 Subpart B	Pass

Remark: "N/A" Means not applicable

2. GENERAL INFORMATION

2.1. Description of Device (EUT)

Product	:	Interactive Flat Panel
Model No.	:	ETX-8600UHD
Test Voltage	:	INPUT: AC 100-240V~50/60Hz 6.5A
Trade Name	:	Legamaster
Remark(s)	:	The EUT highest operating frequency provided by Manufacturer is 1.2GHz and include 2.4GHz wifi, the radiated emission measurement shall be made up to 25 GHz.
Applicant Address	:	Legamaster International B.V. Kwinkweerd 62, NL-7241 CW Lochem Postbus 111, NL-7240 AC Lochem
Manufacturer Address	:	Xiamen Prima Technology Inc. No.178, Xinfeng Road, Xiamen, Fujian, P. R. China
Date of sample receiver	:	February 10, 2017
Date of Test	:	February 20-22, 2017

2.2. Accessory and Auxiliary Equipment

PC	:	Manufacturer: DELL M/N: DMC S/N: HZXLM1
media player	:	Manufacturer: TOSHIBA M/N: STOR.E TV+ S/N: 101200005
USB Memory Disk	:	Manufacturer: Smartocean M/N: 3611S/N: 101200005
LCD Monitor	:	Manufacturer: DELL M/N: 1704FPTt S/N: 434
Keyboard	:	Manufacturer: DELL M/N: SK-8110 S/N: LR86682
Mouse	:	Manufacturer: DELL M/N: M071KC S/N: 410042355
Earphone	:	Manufacturer: APPLE M/N: iPhone (Matching earphone) S/N: 7M6369W3VQ5
HDMI Line	:	HDMI line length of 1 meters, have shield and magnetic ring
VGA Line	:	VGA line length of 1 meters, have shield and magnetic ring
AV Line	:	AV line length of 0.8 meters, have shield and magnetic ring
DP Line	:	DP line length of 0.8 meters, have shield and magnetic ring
TOUCH Line	:	DP line length of 1.2 meters, have shield and magnetic ring
Net port line	:	Net port length of 4 meters, have shield and magnetic ring

2.3. Description of Test Facility

EMC Lab : Accredited by TUV Rheinland Shenzhen

Listed by FCC
The Registration Number is 253065

Listed by FCC
The Registration Number is 752051

Listed by Industry Canada
The Registration Number is 5077A-1

Listed by Industry Canada
The Registration Number is 5077A-2

Accredited by China National Accreditation Committee for Laboratories
The Certificate Registration Number is L3193

Name of Firm : Accurate Technology Co., Ltd.

Site Location : F1, Bldg. A&D, Changyuan New Material Port, Keyuan Rd.
Science & Industry Park, Nanshan District, Shenzhen
518057, P.R. China

2.4. Measurement Uncertainty

Conducted Emission Expanded Uncertainty = 2.23dB, k=2

Power Disturbance Expanded Uncertainty = 2.92 dB, k=2

Radiated emission expanded uncertainty (9kHz-30MHz) = 3.08dB, k=2

Radiated emission expanded uncertainty (30MHz-1000MHz) = 4.42dB, k=2

Radiated emission expanded uncertainty (Above 1GHz) = 4.06dB, k=2

3. MEASURING DEVICE AND TEST EQUIPMENT

3.1. For Radiated Emission Measurement

Item	Equipment	Manufacturer	Model No.	Serial No.	Last Cal.	Cal. Interval
1.	Spectrum Analyzer	Agilent	E7405A	MY45115511	Jan.07, 2017	1 Year
2.	Spectrum Analyzer	Rohde&Schwarz	FSV40	101495	Jan.07, 2017	1 Year
3.	Test Receiver	Rohde&Schwarz	ESCS30	100307	Jan.07, 2017	1 Year
4.	Test Receiver	Rohde& Schwarz	ESPI	100396/003	Jan.07, 2017	1 Year
5.	Test Receiver	Rohde& Schwarz	ESPI	101526/003	Jan.07, 2017	1 Year
6.	Test Receiver	Rohde& Schwarz	ESR	101817	Jan.07, 2017	1 Year
7.	Bilog Antenna	Schwarzbeck	VULB9163	9163-194	Jan.13, 2017	1 Year
8.	Bilog Antenna	Schwarzbeck	VULB9163	9163-323	Jan.13, 2017	1 Year
9.	Log.-Per.Antenna	Schwarzbeck	VUSLP 9111B	9111B-074	Jan.13, 2017	1 Year
10.	Biconical Broad Band Antenna	Schwarzbeck	VHBB 9124+BBA 9106	9124-617	Jan.13, 2017	1 Year
11.	Loop Antenna	Schwarzbeck	FMZB1516	1516131	Jan.13, 2017	1 Year
12.	Horn Antenna	Schwarzbeck	BBHA9120D	9120D-655	Jan.13, 2017	1 Year
13.	Horn Antenna	Schwarzbeck	BBHA9120D	9120D-1067	Jan.13, 2017	1 Year
14.	Vertical Active Monopole Antenna	Schwarzbeck	VAMP 9243	9243-370	Jan.13, 2017	1 Year
15.	RF Switching Unit+PreAMP	Compliance Direction	RSU-M2	38322	Jan.07, 2017	1 Year
16.	Pre-Amplifier	Agilent	8447D	294A10619	Jan.07, 2017	1 Year
17.	Pre-Amplifier	Rohde&Schwarz	CBLU11835 40-01	3791	Jan.07, 2017	1 Year
18.	50 Coaxial Switch	Anritsu Corp	MP59B	6200237248	Jan.07, 2017	1 Year
19.	50 Coaxial Switch	Anritsu Corp	MP59B	6200506474	Jan.07, 2017	1 Year
20.	RF Coaxial Cable	Schwarzbeck	N-5m	No.1	Jan.07, 2017	1 Year
21.	RF Coaxial Cable	Schwarzbeck	N-1m	No.6	Jan.07, 2017	1 Year
22.	RF Coaxial Cable	Schwarzbeck	N-1m	No.7	Jan.07, 2017	1 Year
23.	RF Coaxial Cable	SUHNER	N-3m	No.8	Jan.07, 2017	1 Year
24.	RF Coaxial Cable	RESENBERGER	N-3.5m	No.9	Jan.07, 2017	1 Year
25.	RF Coaxial Cable	SUHNER	N-6m	No.10	Jan.07, 2017	1 Year
26.	RF Coaxial Cable	RESENBERGER	N-12m	No.11	Jan.07, 2017	1 Year
27.	RF Coaxial Cable	RESENBERGER	N-0.5m	No.12	Jan.07, 2017	1 Year
28.	RF Coaxial Cable	SUHNER	N-2m	No.13	Jan.07, 2017	1 Year
29.	RF Coaxial Cable	SUHNER	N-0.5m	No.15	Jan.07, 2017	1 Year
30.	RF Coaxial Cable	SUHNER	N-2m	No.16	Jan.07, 2017	1 Year
31.	RF Coaxial Cable	RESENBERGER	N-6m	No.17	Jan.07, 2017	1 Year

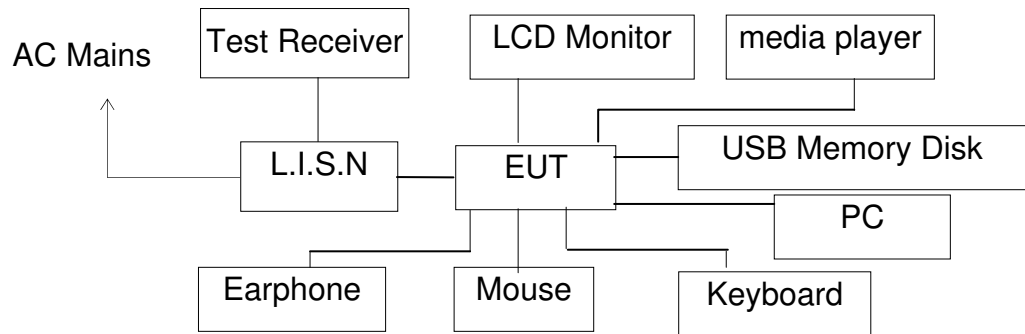
3.2. The Equipment Used to Measure Conducted Disturbance (L.I.S.N)

Item	Equipment	Manufacturer	Model No.	Serial No.	Last Cal.	Cal. Interval
1.	Test Receiver	Rohde & Schwarz	ESCS30	100307	Jan.07, 2017	1 Year
2.	Test Receiver	Rohde & Schwarz	ESPI3	100396/003	Jan.07, 2017	1 Year
3.	Test Receiver	Rohde & Schwarz	ESPI3	101526/003	Jan.07, 2017	1 Year
4.	L.I.S.N.	Schwarzbeck	NLSK8126	8126431	Jan.07, 2017	1 Year
5.	L.I.S.N.	Rohde & Schwarz	ESH3-Z5	100305	Jan.07, 2017	1 Year
6.	L.I.S.N.	Rohde & Schwarz	ESH3-Z5	100310	Jan.07, 2017	1 Year
7.	L.I.S.N.	Rohde & Schwarz	ESH3-Z6	100132	Jan.07, 2017	1 Year
8.	Pulse Limiter	Rohde & Schwarz	ESH3-Z2	100305	Jan.07, 2017	1 Year
9.	Pulse Limiter	Rohde & Schwarz	ESH3-Z2	100312	Jan.07, 2017	1 Year
10.	Pulse Limiter	Rohde & Schwarz	ESH3-Z2	100815	Jan.07, 2017	1 Year
11.	50Ω Coaxial Switch	Anritsu Corp	MP59B	6200283936	Jan.07, 2017	1 Year
12.	50Ω Coaxial Switch	Anritsu Corp	MP59B	6200283933	Jan.07, 2017	1 Year
13.	50Ω Coaxial Switch	Anritsu Corp	MP59B	6200506474	Jan.07, 2017	1 Year
14.	VOLTAGE PROBE	Schwarzbeck	TK9416	N/A	Jan.07, 2017	1 Year
15.	RF CURRENT PROBE	Rohde & Schwarz	EZ-17	100048	Jan.07, 2017	1 Year
16.	8-Wire Impedance Stabilisation Network	Schwarzbeck	CAT5 8158	8158-0035	Jan.07, 2017	1 Year
17.	RF Coaxial Cable	SUHNER	N-2m	No.2	Jan.07, 2017	1 Year
18.	RF Coaxial Cable	SUHNER	N-2m	No.3	Jan.07, 2017	1 Year
19.	RF Coaxial Cable	SUHNER	N-2m	No.14	Jan.07, 2017	1 Year

Expanded Uncertainty: U= 2.23dB, k=2

4. POWER LINE CONDUCTED MEASUREMENT

4.1. Block Diagram of Test Setup



(EUT: Interactive Flat Panel)

4.2. Test mode description

- Test mode 1: USB IN
- Test mode 2: AV IN
- Test mode 3: VGA IN
- Test mode 4: DP IN
- Test mode 5: HDMI IN
- Test mode 6: Memory Playing

4.3. Power Line Conducted Emission Measurement Limits

Frequency (MHz)	Limit dB(μV)	
	Quasi-peak Level	Average Level
0.15 - 0.50	66.0 – 56.0 *	56.0 – 46.0 *
0.50 - 5.00	56.0	46.0
5.00 - 30.00	60.0	50.0

NOTE1: The lower limit shall apply at the transition frequencies.
NOTE2: The limit decreases linearly with the logarithm of the frequency in the range 0.15MHz to 0.50MHz.

4.4. Configuration of EUT on Measurement

The following equipments are installed on Power Line Conducted Emission Measurement to meet the commission requirement and operating regulations in a manner, which tends to maximize its emission characteristics in a normal application.

4.5. Operating Condition of EUT

4.5.1. Setup the EUT and simulator as shown as Section 4.1.

4.5.2. Turn on the power of all equipment.

4.5.3. Let the EUT work in test mode and measure it.

4.6. Test Procedure

The EUT is put on the plane 0.8m high above the ground by insulating support and is connected to the power mains through a line impedance stabilization network (L.I.S.N.). This provides a 50ohm coupling impedance for the EUT system. Please refer the block diagram of the test setup and photographs. Both sides of AC lines are checked to find out the maximum conducted emission. In order to find the maximum emission levels, the relative positions of equipment and all of the interface cables shall be changed according to ANSI C63.4: 2014 on Conducted Emission Measurement.

The bandwidth of test receiver (R & S ESCS30) is set at 9kHz.

The frequency range from 150kHz to 30MHz is checked.

4.7. Power Line Conducted Emission Measurement Results

PASS.

Emissions attenuated more than 20 dB below the permissible value are not reported.

The spectral diagrams are attached as below.

ACCURATE TECHNOLOGY CO., LTD

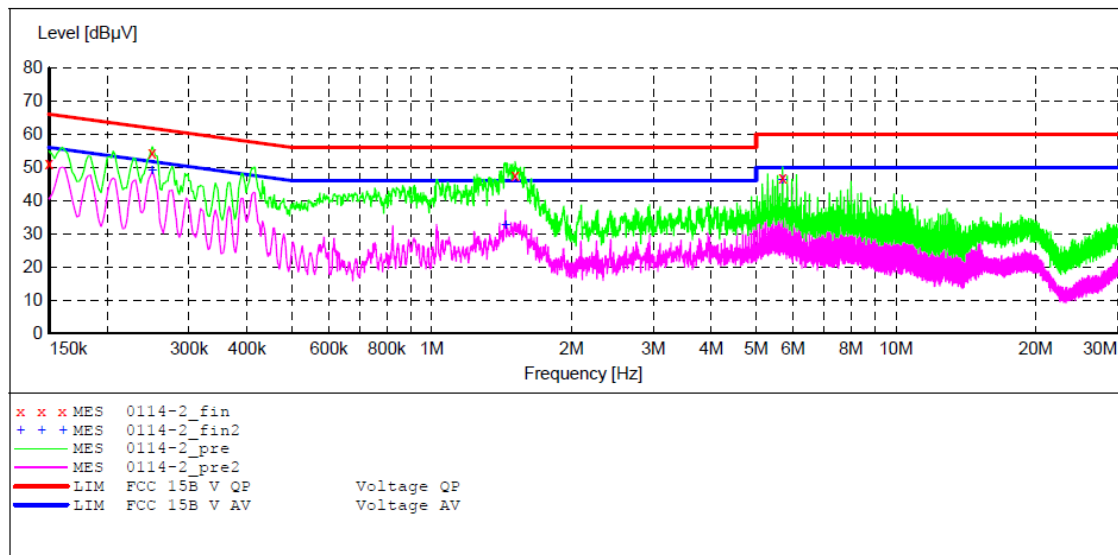
CONDUCTED EMISSION STANDARD FCC PART 15B

EUT: Interactive Flat Panel M/N:ETX-8600UHD
 Manufacturer: Xiamen Prima Technology Inc.
 Operating Condition: VGA IN
 Test Site: 1#Shielding Room
 Operator: NICK
 Test Specification: N 120V/60Hz
 Comment: Report NO.:ATE20170114
 Start of Test: 2017-2-20 / 20:06:31

SCAN TABLE: "V 150K-30MHz fin"

Start Frequency	Stop Frequency	Step Width	Detector	Meas. Time	IF Bandw.	Transducer
150.0 kHz	30.0 MHz	4.5 kHz	QuasiPeak	1.0 s	9 kHz	NSLK8126 2008

Short Description: _SUB_STD_VTERM2 1.70
 Average



MEASUREMENT RESULT: "0114-2_fin"

2017-2-20 20:08

Frequency MHz	Level dBµV	Transd dB	Limit dBµV	Margin dB	Detector	Line	PE
0.250000	54.30	10.9	62	7.5	QP	N	GND
1.512000	47.60	11.2	56	8.4	QP	N	GND
5.700000	47.00	11.5	60	13.0	QP	N	GND

MEASUREMENT RESULT: "0114-2_fin2"

2017-2-20 20:08

Frequency MHz	Level dBµV	Transd dB	Limit dBµV	Margin dB	Detector	Line	PE
0.250000	49.20	10.9	52	2.6	AV	N	GND
1.442000	32.50	11.2	46	13.5	AV	N	GND
5.700000	46.10	11.5	50	3.9	AV	N	GND

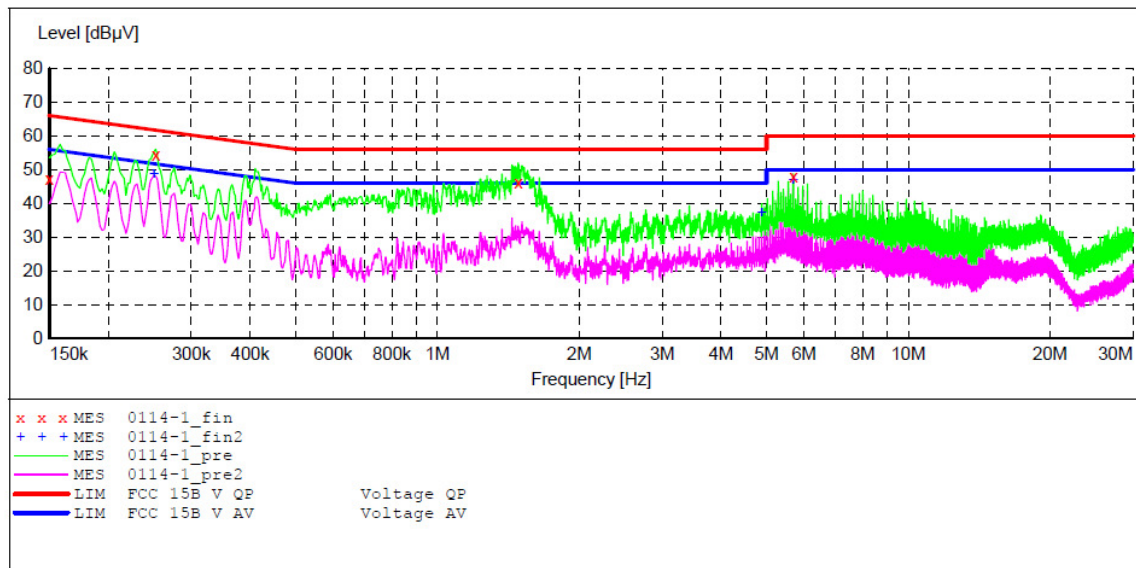
ACCURATE TECHNOLOGY CO., LTD

CONDUCTED EMISSION STANDARD FCC PART 15B

EUT: Interctive Flat Panel M/N:ETX-8600UHD
 Manufacturer: Xiamen Prima Technology Inc.
 Operating Condition: VGA IN
 Test Site: 1#Shielding Room
 Operator: NICK
 Test Specification: L 120V/60Hz
 Comment: Report NO.:ATE20170114
 Start of Test: 2017-2-20 / 20:04:12

SCAN TABLE: "V 150K-30MHz fin"

Short Description: _SUB_STD_VTERM2 1.70
 Start Stop Step Detector Meas. IF Transducer
 Frequency Frequency Width Time Bandw.
 150.0 kHz 30.0 MHz 4.5 kHz QuasiPeak 1.0 s 9 kHz NSLK8126 2008
 Average



MEASUREMENT RESULT: "0114-1_fin"

2017-2-20 20:05

Frequency MHz	Level dBµV	Transd dB	Limit dBµV	Margin dB	Detector	Line	PE
0.252000	54.40	10.9	62	7.3	QP	L1	GND
1.484000	46.20	11.2	56	9.8	QP	L1	GND
5.700000	48.20	11.5	60	11.8	QP	L1	GND

MEASUREMENT RESULT: "0114-1_fin2"

2017-2-20 20:05

Frequency MHz	Level dBµV	Transd dB	Limit dBµV	Margin dB	Detector	Line	PE
0.250000	48.60	10.9	52	3.2	AV	L1	GND
4.885000	37.50	11.4	46	8.5	AV	L1	GND
5.700000	47.00	11.5	50	3.0	AV	L1	GND

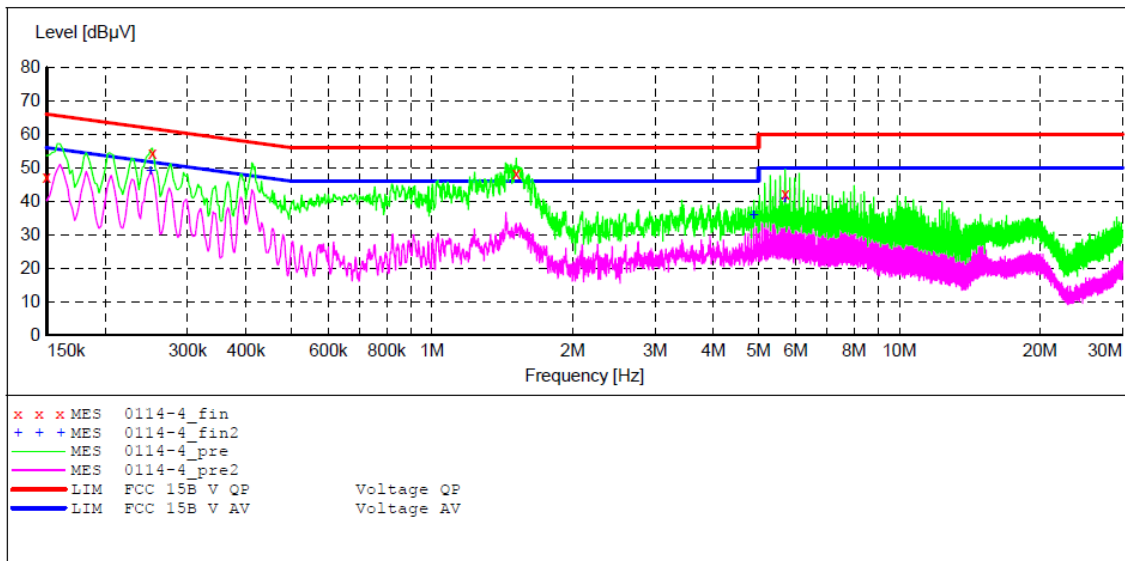
ACCURATE TECHNOLOGY CO., LTD

CONDUCTED EMISSION STANDARD FCC PART 15B

EUT: Interactive Flat Panel M/N:ETX-8600UHD
 Manufacturer: Xiamen Prima Technology Inc.
 Operating Condition: USB IN
 Test Site: 1#Shielding Room
 Operator: NICK
 Test Specification: L 120V/60Hz
 Comment: Report NO.:ATE20170114
 Start of Test: 2017-2-20 / 20:12:01

SCAN TABLE: "V 150K-30MHz fin"

Short Description: _SUB_STD_VTERM2 1.70
 Start Stop Step Detector Meas. IF Transducer
 Frequency Frequency Width Time Bandw.
 150.0 kHz 30.0 MHz 4.5 kHz QuasiPeak 1.0 s 9 kHz NSLK8126 2008
 Average



MEASUREMENT RESULT: "0114-4_fin"

2017-2-20 20:13

Frequency MHz	Level dBµV	Transd dB	Limit dBµV	Margin dB	Detector	Line	PE
0.252000	54.50	10.9	62	7.2	QP	L1	GND
1.514000	48.40	11.2	56	7.6	QP	L1	GND
5.700000	42.20	11.5	60	17.8	QP	L1	GND

MEASUREMENT RESULT: "0114-4_fin2"

2017-2-20 20:13

Frequency MHz	Level dBµV	Transd dB	Limit dBµV	Margin dB	Detector	Line	PE
0.250000	49.00	10.9	52	2.8	AV	L1	GND
4.885000	35.80	11.4	46	10.2	AV	L1	GND
5.700000	41.00	11.5	50	9.0	AV	L1	GND

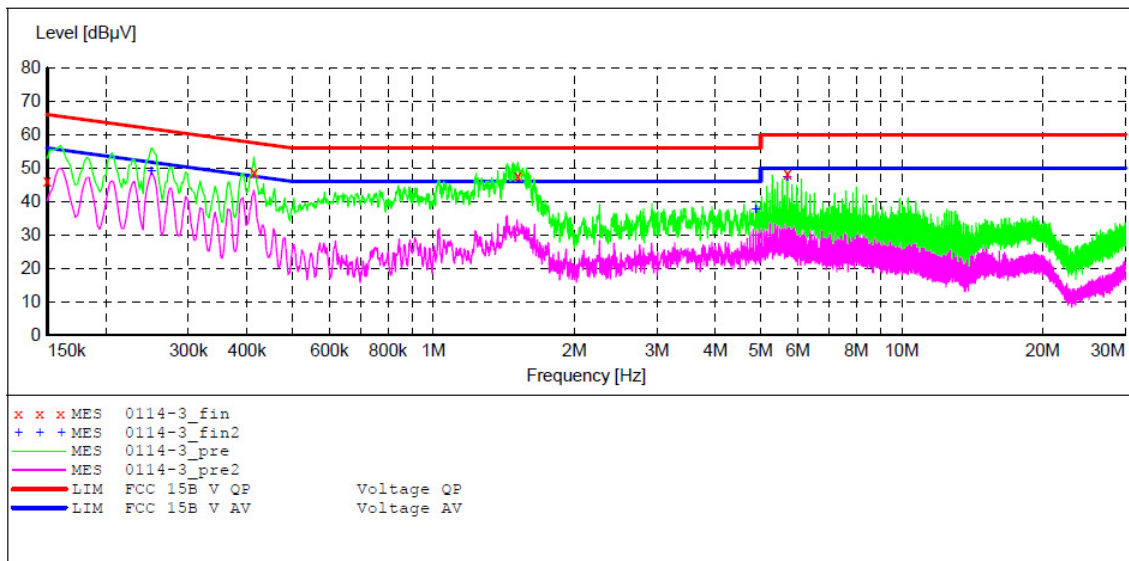
ACCURATE TECHNOLOGY CO., LTD

CONDUCTED EMISSION STANDARD FCC PART 15B

EUT: Interactive Flat Panel M/N:ETX-8600UHD
 Manufacturer: Xiamen Prima Technology Inc.
 Operating Condition: USB IN
 Test Site: 1#Shielding Room
 Operator: NICK
 Test Specification: N 120V/60Hz
 Comment: Report NO.:ATE20170114
 Start of Test: 2017-2-20 / 20:09:11

SCAN TABLE: "V 150K-30MHz fin"

Short Description: _SUB_STD_VTERM2 1.70
 Start Stop Step Detector Meas. IF Transducer
 Frequency Frequency Width Time Bandw.
 150.0 kHz 30.0 MHz 4.5 kHz QuasiPeak 1.0 s 9 kHz NSLK8126 2008
 Average



MEASUREMENT RESULT: "0114-3_fin"

2017-2-20 20:10

Frequency MHz	Level dBµV	Transd dB	Limit dBµV	Margin dB	Detector	Line	PE
0.414000	48.80	11.0	58	8.8	QP	N	GND
1.514000	47.70	11.2	56	8.3	QP	N	GND
5.700000	48.30	11.5	60	11.7	QP	N	GND

MEASUREMENT RESULT: "0114-3_fin2"

2017-2-20 20:10

Frequency MHz	Level dBµV	Transd dB	Limit dBµV	Margin dB	Detector	Line	PE
0.250000	49.10	10.9	52	2.7	AV	N	GND
4.885000	37.60	11.4	46	8.4	AV	N	GND
5.700000	47.20	11.5	50	2.8	AV	N	GND

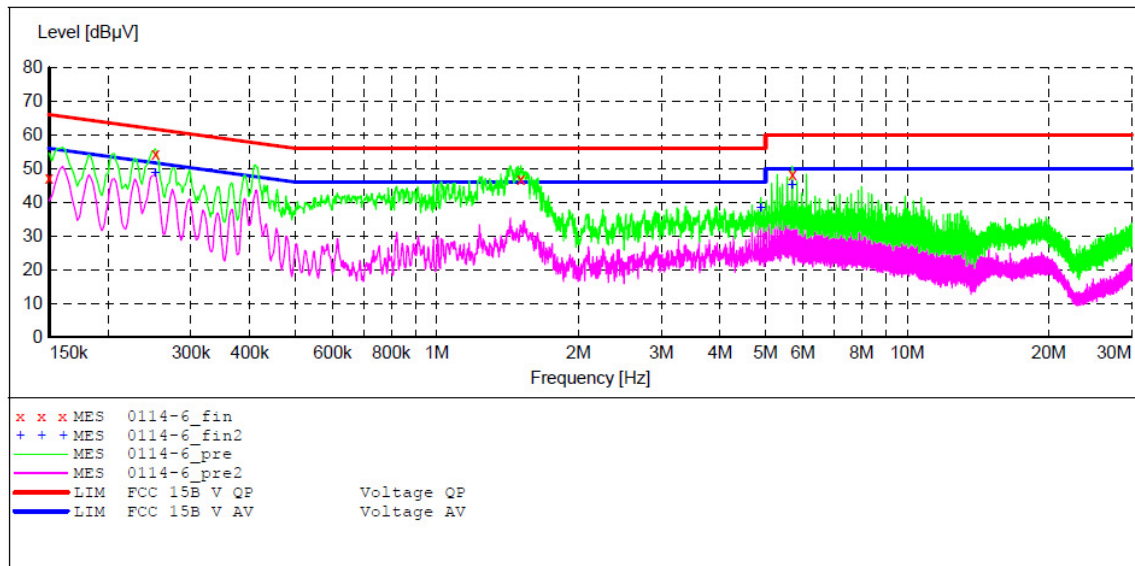
ACCURATE TECHNOLOGY CO., LTD

CONDUCTED EMISSION STANDARD FCC PART 15B

EUT: Interctive Flat Panel M/N:ETX-8600UHD
 Manufacturer: Xiamen Prima Technology Inc.
 Operating Condition: HDMI IN
 Test Site: 1#Shielding Room
 Operator: NICK
 Test Specification: N 120V/60Hz
 Comment: Report NO.:ATE20170114
 Start of Test: 2017-2-20 / 20:17:08

SCAN TABLE: "V 150K-30MHz fin"

Short Description: _SUB_STD_VTERM2 1.70
 Start Stop Step Detector Meas. IF Transducer
 Frequency Frequency Width Time Bandw.
 150.0 kHz 30.0 MHz 4.5 kHz QuasiPeak 1.0 s 9 kHz NSLK8126 2008
 Average



MEASUREMENT RESULT: "0114-6_fin"

2017-2-20 20:18

Frequency MHz	Level dBµV	Transd dB	Limit dBµV	Margin dB	Detector	Line	PE
0.252000	54.60	10.9	62	7.1	QP	N	GND
1.510000	47.00	11.2	56	9.0	QP	N	GND
5.700000	48.50	11.5	60	11.5	QP	N	GND

MEASUREMENT RESULT: "0114-6_fin2"

2017-2-20 20:18

Frequency MHz	Level dBµV	Transd dB	Limit dBµV	Margin dB	Detector	Line	PE
0.252000	48.70	10.9	52	3.0	AV	N	GND
4.885000	38.30	11.4	46	7.7	AV	N	GND
5.700000	45.20	11.5	50	4.8	AV	N	GND

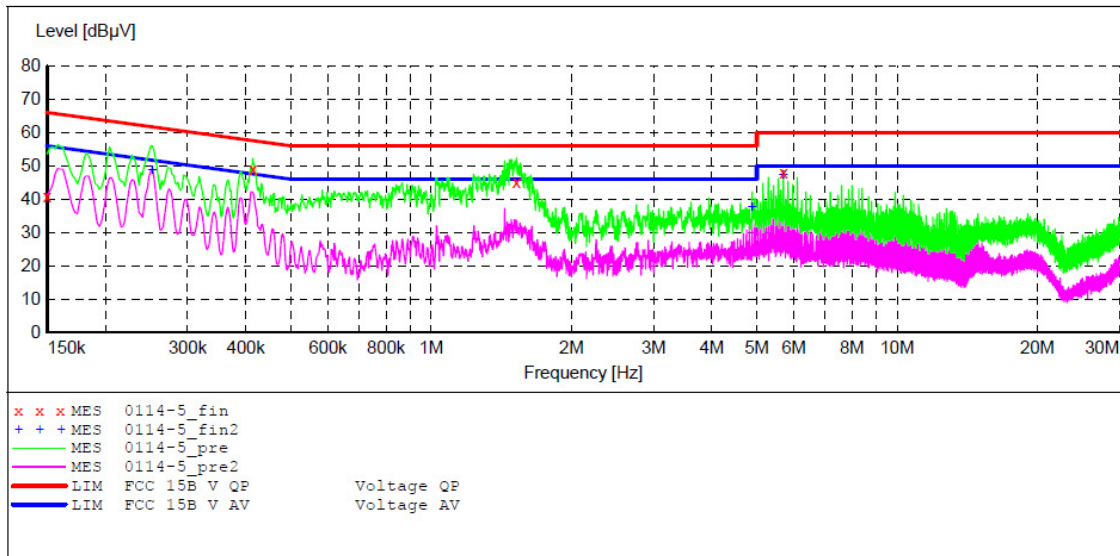
ACCURATE TECHNOLOGY CO., LTD

CONDUCTED EMISSION STANDARD FCC PART 15B

EUT: Interctive Flat Panel M/N:ETX-8600UHD
 Manufacturer: Xiamen Prima Technology Inc.
 Operating Condition: HDMI IN
 Test Site: 1#Shielding Room
 Operator: NICK
 Test Specification: L 120V/60Hz
 Comment: Report NO.:ATE20170114
 Start of Test: 2017-2-20 / 20:15:03

SCAN TABLE: "V 150K-30MHz fin"

Short Description: _SUB_STD_VTERM2 1.70
 Start Stop Step Detector Meas. IF Transducer
 Frequency Frequency Width Time Bandw.
 150.0 kHz 30.0 MHz 4.5 kHz QuasiPeak 1.0 s 9 kHz NSLK8126 2008
 Average



MEASUREMENT RESULT: "0114-5_fin"

2017-2-20 20:16

Frequency MHz	Level dBµV	Transd dB	Limit dBµV	Margin dB	Detector	Line	PE
0.414000	49.00	11.0	58	8.6	QP	L1	GND
1.524000	45.10	11.2	56	10.9	QP	L1	GND
5.700000	48.00	11.5	60	12.0	QP	L1	GND

MEASUREMENT RESULT: "0114-5_fin2"

2017-2-20 20:16

Frequency MHz	Level dBµV	Transd dB	Limit dBµV	Margin dB	Detector	Line	PE
0.252000	48.60	10.9	52	3.1	AV	L1	GND
4.885000	37.80	11.4	46	8.2	AV	L1	GND
5.700000	47.50	11.5	50	2.5	AV	L1	GND

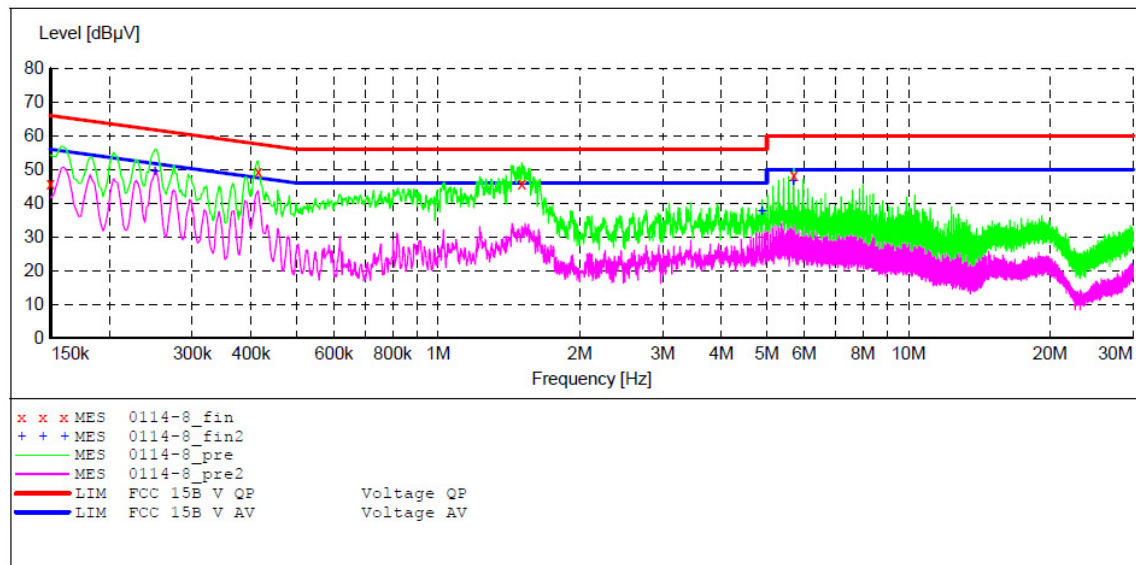
ACCURATE TECHNOLOGY CO., LTD

CONDUCTED EMISSION STANDARD FCC PART 15B

EUT: Interactive Flat Panel M/N:ETX-8600UHD
 Manufacturer: Xiamen Prima Technology Inc.
 Operating Condition: DP IN
 Test Site: 1#Shielding Room
 Operator: NICK
 Test Specification: L 120V/60Hz
 Comment: Report NO.:ATE20170114
 Start of Test: 2017-2-20 / 20:20:48

SCAN TABLE: "V 150K-30MHz fin"

Short Description: _SUB_STD_VTERM2 1.70
 Start Stop Step Detector Meas. IF Transducer
 Frequency Frequency Width Time Bandw.
 150.0 kHz 30.0 MHz 4.5 kHz QuasiPeak 1.0 s 9 kHz NSLK8126 2008
 Average



MEASUREMENT RESULT: "0114-8_fin"

2017-2-20 20:22

Frequency MHz	Level dBµV	Transd dB	Limit dBµV	Margin dB	Detector	Line	PE
0.414000	49.40	11.0	58	8.2	QP	L1	GND
1.506000	45.80	11.2	56	10.2	QP	L1	GND
5.700000	48.50	11.5	60	11.5	QP	L1	GND

MEASUREMENT RESULT: "0114-8_fin2"

2017-2-20 20:22

Frequency MHz	Level dBµV	Transd dB	Limit dBµV	Margin dB	Detector	Line	PE
0.250000	49.40	10.9	52	2.4	AV	L1	GND
4.885000	37.70	11.4	46	8.3	AV	L1	GND
5.700000	46.50	11.5	50	3.5	AV	L1	GND

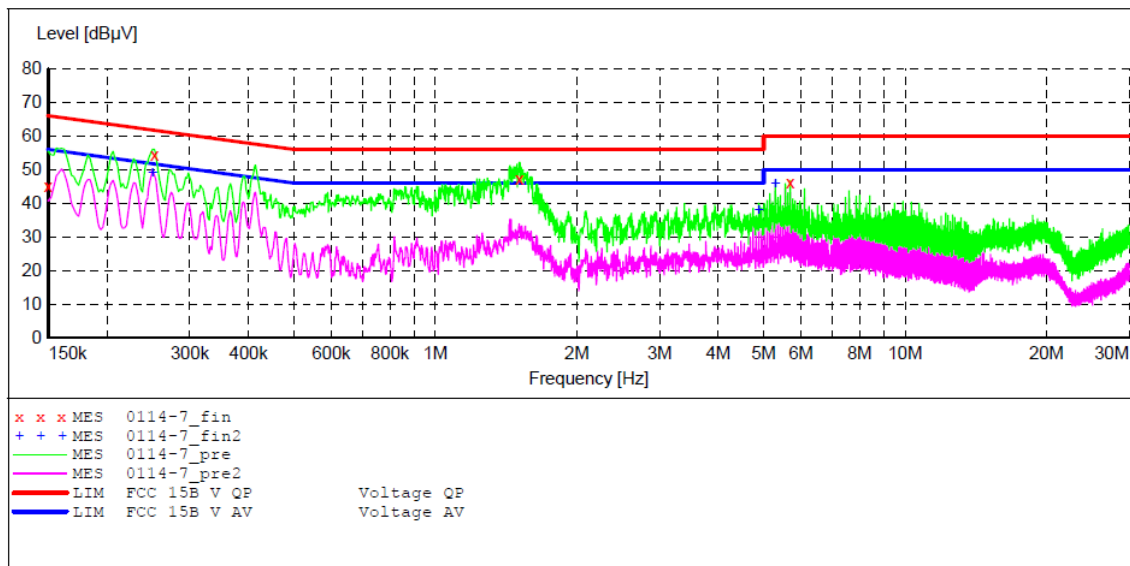
ACCURATE TECHNOLOGY CO.,LTD

CONDUCTED EMISSION STANDARD FCC PART 15B

EUT: Interctive Flat Panel M/N:ETX-8600UHD
 Manufacturer: Xiamen Prima Technology Inc.
 Operating Condition: DP IN
 Test Site: 1#Shielding Room
 Operator: NICK
 Test Specification: N 120V/60Hz
 Comment: Report NO.:ATE20170114
 Start of Test: 2017-2-20 / 20:18:52

SCAN TABLE: "V 150K-30MHz fin"

Short Description: _SUB_STD_VTERM2 1.70
 Start Stop Step Detector Meas. IF Transducer
 Frequency Frequency Width Time Bandw.
 150.0 kHz 30.0 MHz 4.5 kHz QuasiPeak 1.0 s 9 kHz NSLK8126 2008
 Average



MEASUREMENT RESULT: "0114-7_fin"

2017-2-20 20:20

Frequency MHz	Level dBµV	Transd dB	Limit dBµV	Margin dB	Detector	Line	PE
0.252000	54.40	10.9	62	7.3	QP	N	GND
1.510000	47.50	11.2	56	8.5	QP	N	GND
5.695000	46.30	11.5	60	13.7	QP	N	GND

MEASUREMENT RESULT: "0114-7_fin2"

2017-2-20 20:20

Frequency MHz	Level dBµV	Transd dB	Limit dBµV	Margin dB	Detector	Line	PE
0.250000	49.00	10.9	52	2.8	AV	N	GND
4.885000	38.20	11.4	46	7.8	AV	N	GND
5.290000	45.90	11.4	50	4.1	AV	N	GND

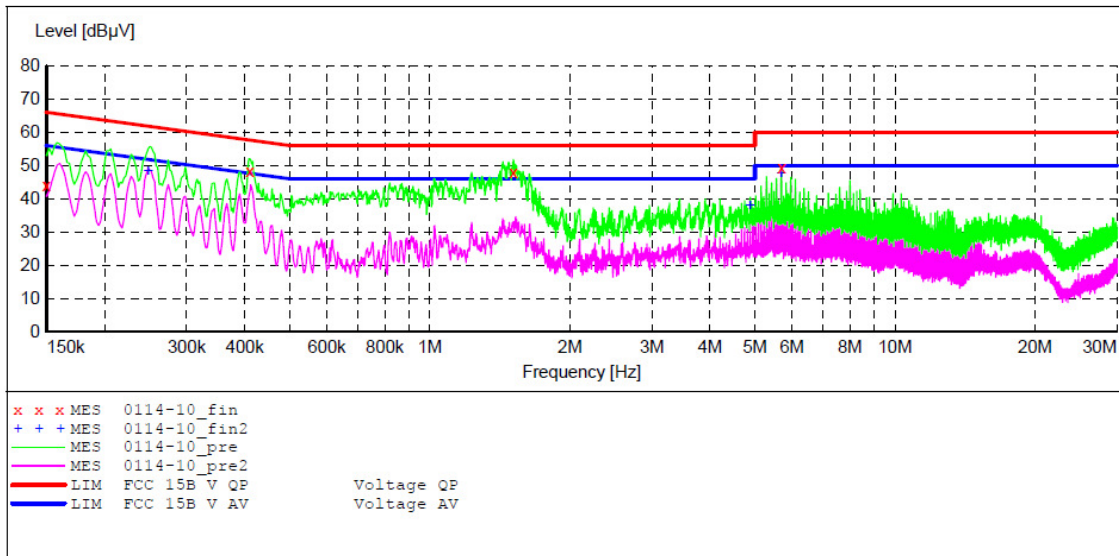
ACCURATE TECHNOLOGY CO., LTD

CONDUCTED EMISSION STANDARD FCC PART 15B

EUT: Interctive Flat Panel M/N:ETX-8600UHD
 Manufacturer: Xiamen Prima Technology Inc.
 Operating Condition: AV IN
 Test Site: 1#Shielding Room
 Operator: NICK
 Test Specification: N 120V/60Hz
 Comment: Report NO.:ATE20170114
 Start of Test: 2017-2-20 / 20:24:29

SCAN TABLE: "V 150K-30MHz fin"

Short Description: _SUB_STD_VTERM2 1.70
 Start Stop Step Detector Meas. IF Transducer
 Frequency Frequency Width QuasiPeak Time Bandw. NSLK8126 2008
 150.0 kHz 30.0 MHz 4.5 kHz Average



MEASUREMENT RESULT: "0114-10_fin"

2017-2-20 20:26

Frequency MHz	Level dBµV	Transd dB	Limit dBµV	Margin dB	Detector	Line	PE
0.410000	48.50	11.0	58	9.1	QP	N	GND
1.512000	48.10	11.2	56	7.9	QP	N	GND
5.700000	49.40	11.5	60	10.6	QP	N	GND

MEASUREMENT RESULT: "0114-10_fin2"

2017-2-20 20:26

Frequency MHz	Level dBµV	Transd dB	Limit dBµV	Margin dB	Detector	Line	PE
0.248000	48.40	10.9	52	3.4	AV	N	GND
4.885000	38.00	11.4	46	8.0	AV	N	GND
5.700000	47.70	11.5	50	2.3	AV	N	GND

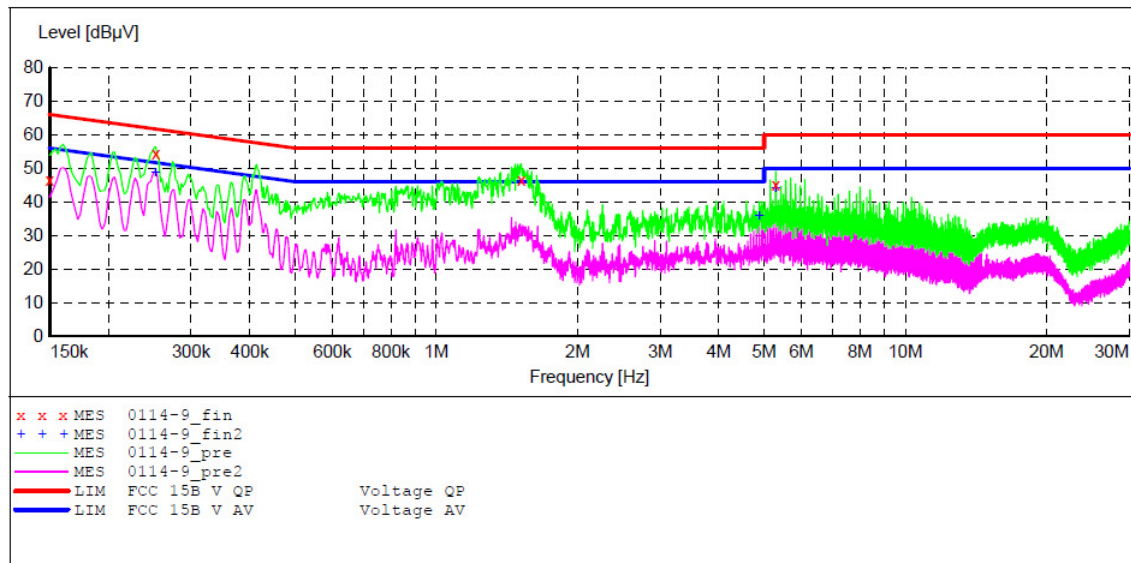
ACCURATE TECHNOLOGY CO., LTD

CONDUCTED EMISSION STANDARD FCC PART 15B

EUT: Interctive Flat Panel M/N:ETX-8600UHD
 Manufacturer: Xiamen Prima Technology Inc.
 Operating Condition: AV IN
 Test Site: 1#Shielding Room
 Operator: NICK
 Test Specification: L 120V/60Hz
 Comment: Report NO.:ATE20170114
 Start of Test: 2017-2-20 / 20:22:35

SCAN TABLE: "V 150K-30MHz fin"

Short Description: _SUB_STD_VTERM2 1.70
 Start Stop Step Detector Meas. IF Transducer
 Frequency Frequency Width Time Bandw.
 150.0 kHz 30.0 MHz 4.5 kHz QuasiPeak 1.0 s 9 kHz NSLK8126 2008
 Average



MEASUREMENT RESULT: "0114-9_fin"

2017-2-20 20:23

Frequency MHz	Level dBµV	Transd dB	Limit dBµV	Margin dB	Detector	Line	PE
0.252000	54.60	10.9	62	7.1	QP	L1	GND
1.516000	46.60	11.2	56	9.4	QP	L1	GND
5.290000	45.30	11.4	60	14.7	QP	L1	GND

MEASUREMENT RESULT: "0114-9_fin2"

2017-2-20 20:23

Frequency MHz	Level dBµV	Transd dB	Limit dBµV	Margin dB	Detector	Line	PE
0.252000	48.70	10.9	52	3.0	AV	L1	GND
4.885000	35.80	11.4	46	10.2	AV	L1	GND
5.290000	44.20	11.4	50	5.8	AV	L1	GND

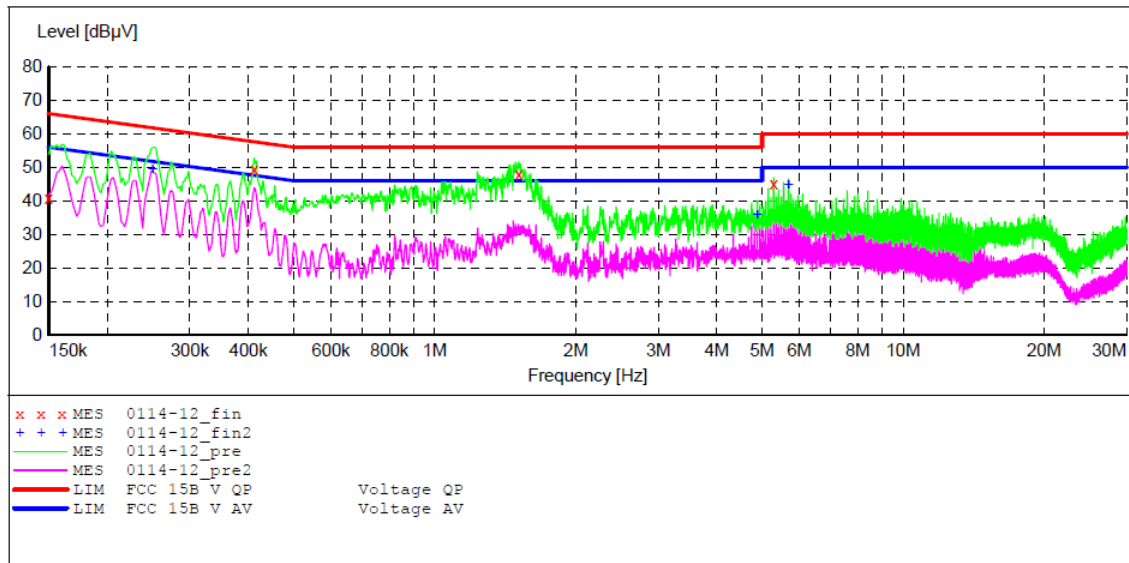
ACCURATE TECHNOLOGY CO., LTD

CONDUCTED EMISSION STANDARD FCC PART 15B

EUT: Interctive Flat Panel M/N:ETX-8600UHD
 Manufacturer: Xiamen Prima Technology Inc.
 Operating Condition: Memory Playing
 Test Site: 1#Shielding Room
 Operator: NICK
 Test Specification: L 120V/60Hz
 Comment: Report NO.:ATE20170114
 Start of Test: 2017-2-20 / 20:29:32

SCAN TABLE: "V 150K-30MHz fin"

Short Description: _SUB_STD_VTERM2 1.70
 Start Stop Step Detector Meas. IF Transducer
 Frequency Frequency Width Time Bandw.
 150.0 kHz 30.0 MHz 4.5 kHz QuasiPeak 1.0 s 9 kHz NSLK8126 2008
 Average



MEASUREMENT RESULT: "0114-12_fin"

2017-2-20 20:30

Frequency MHz	Level dBµV	Transd dB	Limit dBµV	Margin dB	Detector	Line	PE
0.412000	49.60	11.0	58	8.0	QP	L1	GND
1.512000	47.90	11.2	56	8.1	QP	L1	GND
5.290000	45.20	11.4	60	14.8	QP	L1	GND

MEASUREMENT RESULT: "0114-12_fin2"

2017-2-20 20:30

Frequency MHz	Level dBµV	Transd dB	Limit dBµV	Margin dB	Detector	Line	PE
0.250000	49.30	10.9	52	2.5	AV	L1	GND
4.885000	35.70	11.4	46	10.3	AV	L1	GND
5.695000	44.80	11.5	50	5.2	AV	L1	GND

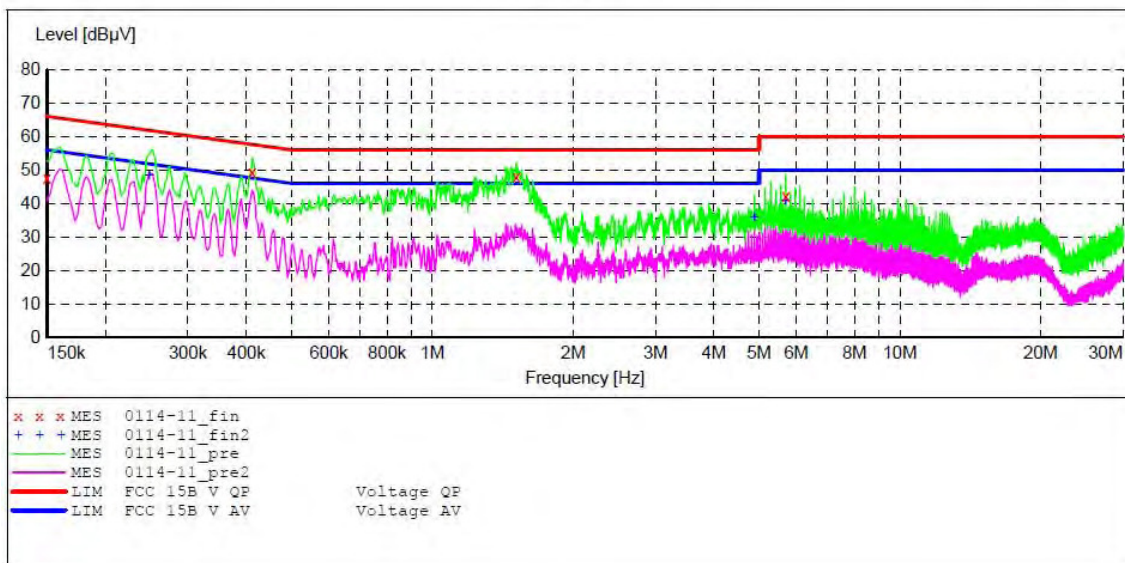
ACCURATE TECHNOLOGY CO., LTD

CONDUCTED EMISSION STANDARD FCC PART 15B

EUT: Interctive Flat Panel M/N:ETX-8600UHD
 Manufacturer: Xiamen Prima Technology Inc.
 Operating Condition: Memory Playing
 Test Site: 1#Shielding Room
 Operator: NICK
 Test Specification: N 120V/60Hz
 Comment: Report NO.:ATE20170114
 Start of Test: 2017-2-20 / 20:27:33

SCAN TABLE: "V 150K-30MHz fin"

Short Description: _SUB_STD_VTERM2 1.70
 Start Stop Step Detector Meas. IF Transducer
 Frequency Frequency Width Time Bandw.
 150.0 kHz 30.0 MHz 4.5 kHz QuasiPeak 1.0 s 9 kHz NSLK8126 2008
 Average



MEASUREMENT RESULT: "0114-11_fin"

2017-2-20 20:28

Frequency MHz	Level dBµV	Transd dB	Limit dBµV	Margin dB	Detector	Line	PE
0.412000	49.50	11.0	58	8.1	QP	N	GND
1.512000	48.10	11.2	56	7.9	QP	N	GND
5.700000	42.20	11.5	60	17.8	QP	N	GND

MEASUREMENT RESULT: "0114-11_fin2"

2017-2-20 20:28

Frequency MHz	Level dBµV	Transd dB	Limit dBµV	Margin dB	Detector	Line	PE
0.248000	48.30	10.9	52	3.5	AV	N	GND
4.885000	35.70	11.4	46	10.3	AV	N	GND
5.700000	41.00	11.5	50	9.0	AV	N	GND

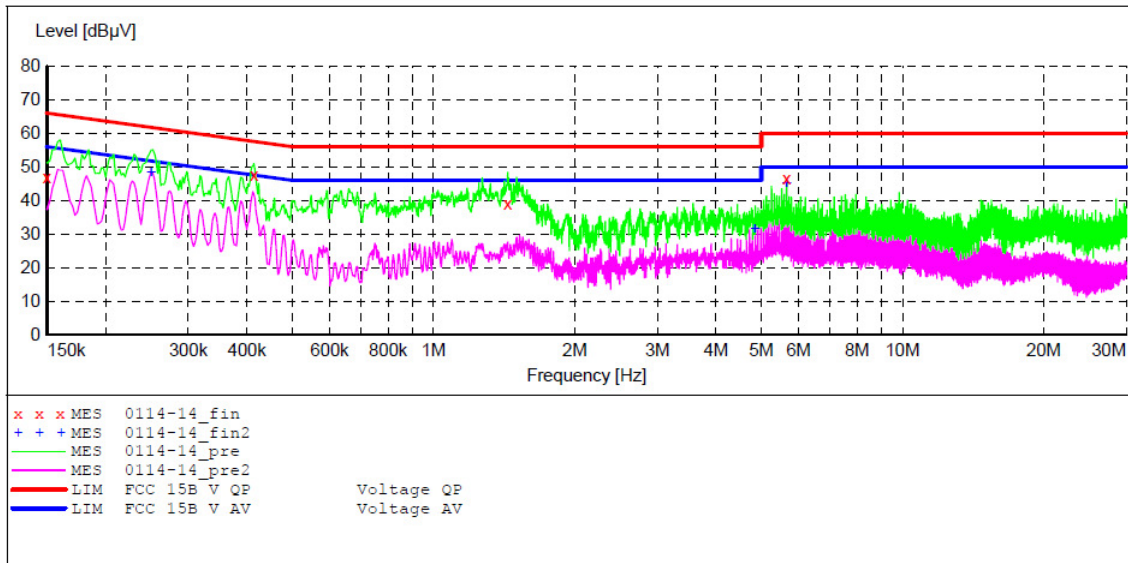
ACCURATE TECHNOLOGY CO., LTD

CONDUCTED EMISSION STANDARD FCC PART 15B

EUT: Interctive Flat Panel M/N:ETX-8600UHD
 Manufacturer: Xiamen Prima Technology Inc.
 Operating Condition: VGA IN
 Test Site: 1#Shielding Room
 Operator: NICK
 Test Specification: N 240V/60Hz
 Comment: Report NO.:ATE20170114
 Start of Test: 2017-2-20 / 20:40:02

SCAN TABLE: "V 150K-30MHz fin"

Start	Stop	Step	Detector	Meas. Time	IF Bandw.	Transducer
150.0 kHz	30.0 MHz	4.5 kHz	QuasiPeak Average	1.0 s	9 kHz	NSLK8126 2008



MEASUREMENT RESULT: "0114-14_fin"

2017-2-20 20:41

Frequency MHz	Level dBµV	Transd dB	Limit dBµV	Margin dB	Detector	Line	PE
0.414000	47.80	11.0	58	9.8	QP	N	GND
1.440000	38.90	11.2	56	17.1	QP	N	GND
5.660000	46.50	11.5	60	13.5	QP	N	GND

MEASUREMENT RESULT: "0114-14_fin2"

2017-2-20 20:41

Frequency MHz	Level dBµV	Transd dB	Limit dBµV	Margin dB	Detector	Line	PE
0.250000	48.30	10.9	52	3.5	AV	N	GND
4.850000	31.70	11.4	46	14.3	AV	N	GND
5.660000	45.10	11.5	50	4.9	AV	N	GND

ACCURATE TECHNOLOGY CO., LTD

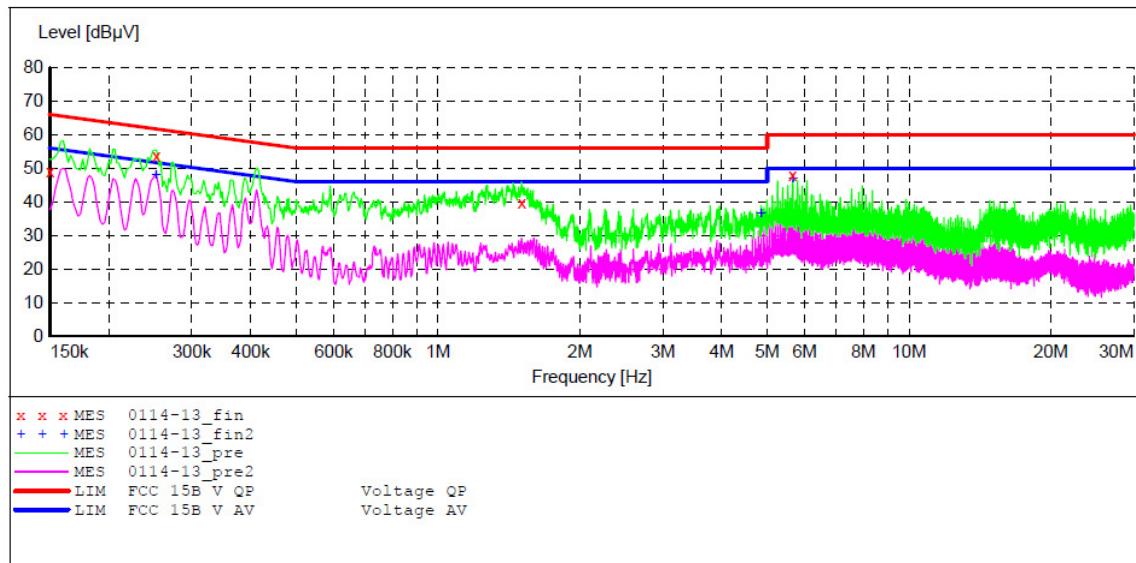
CONDUCTED EMISSION STANDARD FCC PART 15B

EUT: Interctive Flat Panel M/N:ETX-8600UHD
 Manufacturer: Xiamen Prima Technology Inc.
 Operating Condition: VGA IN
 Test Site: 1#Shielding Room
 Operator: NICK
 Test Specification: L 240V/60Hz
 Comment: Report NO.:ATE20170114
 Start of Test: 2017-2-20 / 20:37:02

SCAN TABLE: "V 150K-30MHz fin"

Start	Stop	Step	Detector	Meas. Time	IF Bandw.	Transducer
150.0 kHz	30.0 MHz	4.5 kHz	QuasiPeak	1.0 s	9 kHz	NSLK8126 2008

Short Description: _SUB_STD_VTERM2 1.70
 Average



MEASUREMENT RESULT: "0114-13_fin"

2017-2-20 20:39

Frequency MHz	Level dBµV	Transd dB	Limit dBµV	Margin dB	Detector	Line	PE
0.252000	53.90	10.9	62	7.8	QP	L1	GND
1.504000	39.80	11.2	56	16.2	QP	L1	GND
5.665000	48.00	11.5	60	12.0	QP	L1	GND

MEASUREMENT RESULT: "0114-13_fin2"

2017-2-20 20:39

Frequency MHz	Level dBµV	Transd dB	Limit dBµV	Margin dB	Detector	Line	PE
0.252000	48.00	10.9	52	3.7	AV	L1	GND
4.855000	36.50	11.4	46	9.5	AV	L1	GND
5.665000	46.90	11.5	50	3.1	AV	L1	GND

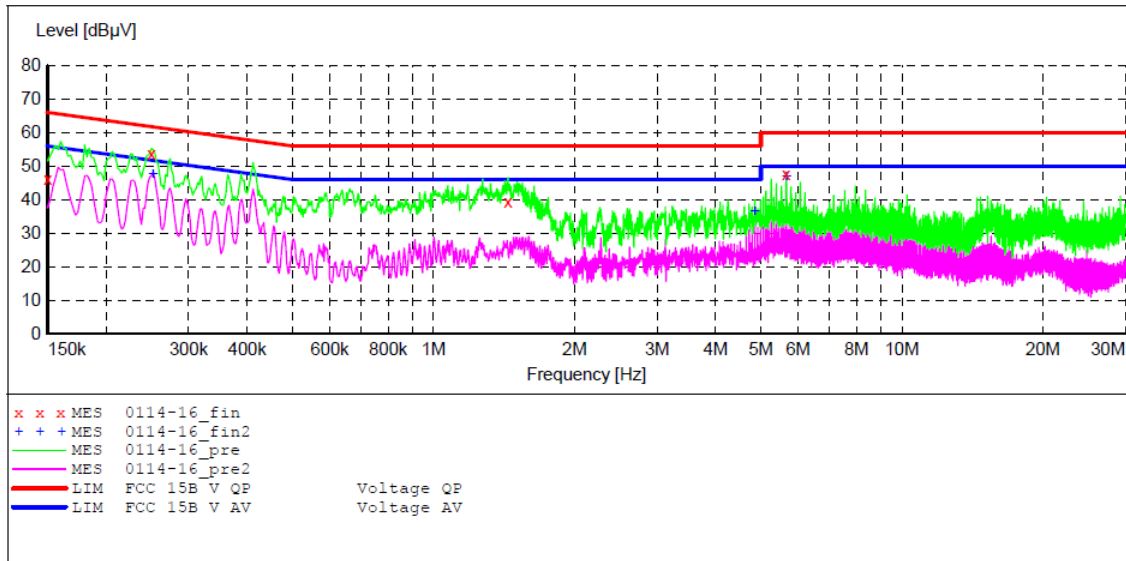
ACCURATE TECHNOLOGY CO., LTD

CONDUCTED EMISSION STANDARD FCC PART 15B

EUT: Interctive Flat Panel M/N:ETX-8600UHD
 Manufacturer: Xiamen Prima Technology Inc.
 Operating Condition: USB IN
 Test Site: 1#Shielding Room
 Operator: NICK
 Test Specification: L 240V/60Hz
 Comment: Report NO.:ATE20170114
 Start of Test: 2017-2-20 / 20:43:52

SCAN TABLE: "V 150K-30MHz fin"

Short Description: _SUB_STD_VTERM2 1.70
 Start Stop Step Detector Meas. IF Transducer
 Frequency Frequency Width Time Bandw.
 150.0 kHz 30.0 MHz 4.5 kHz QuasiPeak 1.0 s 9 kHz NSLK8126 2008
 Average



MEASUREMENT RESULT: "0114-16_fin"

2017-2-20 20:45

Frequency MHz	Level dBµV	Transd dB	Limit dBµV	Margin dB	Detector	Line	PE
0.250000	53.60	10.9	62	8.2	QP	L1	GND
1.442000	39.40	11.2	56	16.6	QP	L1	GND
5.665000	47.70	11.5	60	12.3	QP	L1	GND

MEASUREMENT RESULT: "0114-16_fin2"

2017-2-20 20:45

Frequency MHz	Level dBµV	Transd dB	Limit dBµV	Margin dB	Detector	Line	PE
0.252000	47.80	10.9	52	3.9	AV	L1	GND
4.855000	36.70	11.4	46	9.3	AV	L1	GND
5.665000	47.00	11.5	50	3.0	AV	L1	GND

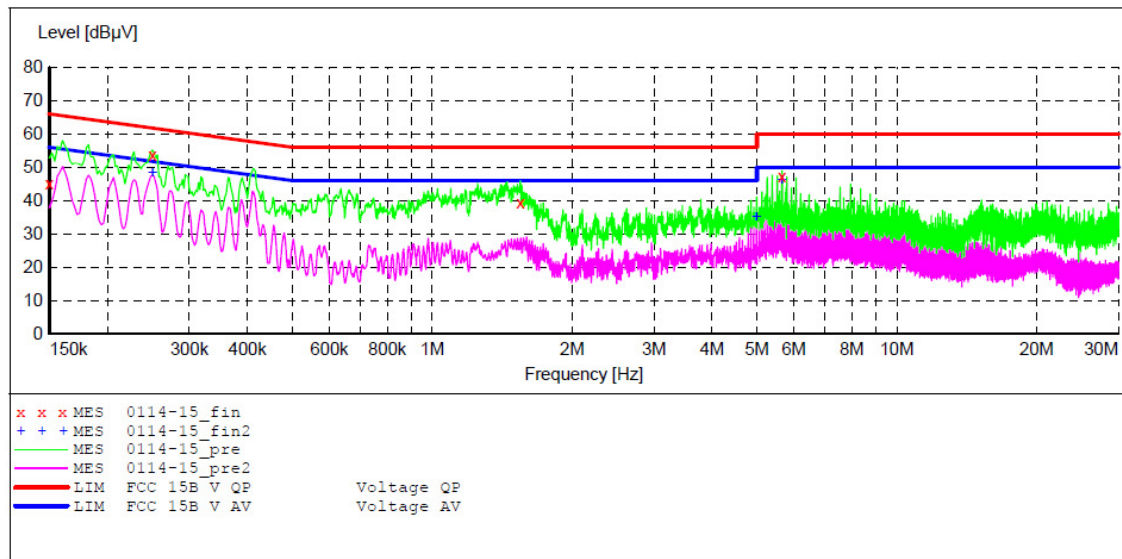
ACCURATE TECHNOLOGY CO., LTD

CONDUCTED EMISSION STANDARD FCC PART 15B

EUT: Interctive Flat Panel M/N:ETX-8600UHD
 Manufacturer: Xiamen Prima Technology Inc.
 Operating Condition: USB IN
 Test Site: 1#Shielding Room
 Operator: NICK
 Test Specification: N 240V/60Hz
 Comment: Report NO.:ATE20170114
 Start of Test: 2017-2-20 / 20:41:55

SCAN TABLE: "V 150K-30MHz fin"

Short Description:		_SUB_STD_VTERM2 1.70					
Start	Stop	Step	Detector	Meas. Time	IF Bandw.	Transducer	
150.0 kHz	30.0 MHz	4.5 kHz	QuasiPeak Average	1.0 s	9 kHz	NSLK8126 2008	



MEASUREMENT RESULT: "0114-15_fin"

2017-2-20 20:43

Frequency MHz	Level dBµV	Transd dB	Limit dBµV	Margin dB	Detector	Line	PE
0.250000	53.80	10.9	62	8.0	QP	N	GND
1.548000	39.60	11.2	56	16.4	QP	N	GND
5.665000	47.50	11.5	60	12.5	QP	N	GND

MEASUREMENT RESULT: "0114-15_fin2"

2017-2-20 20:43

Frequency MHz	Level dBµV	Transd dB	Limit dBµV	Margin dB	Detector	Line	PE
0.250000	48.30	10.9	52	3.5	AV	N	GND
4.990000	35.20	11.4	46	10.8	AV	N	GND
5.665000	46.40	11.5	50	3.6	AV	N	GND

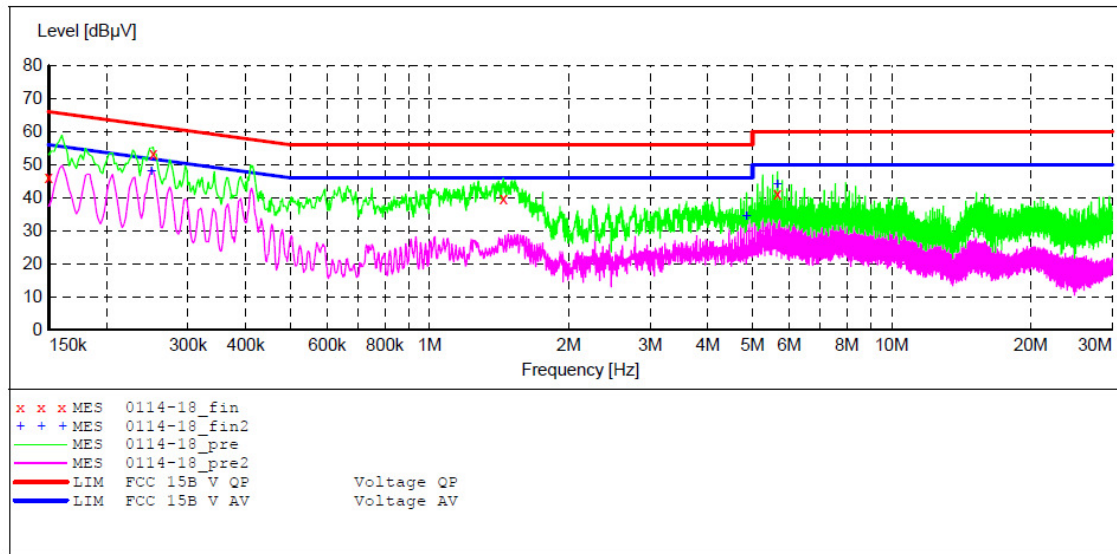
ACCURATE TECHNOLOGY CO.,LTD

CONDUCTED EMISSION STANDARD FCC PART 15B

EUT: Interctive Flat Panel M/N:ETX-8600UHD
 Manufacturer: Xiamen Prima Technology Inc.
 Operating Condition: HDMI IN
 Test Site: 1#Shielding Room
 Operator: NICK
 Test Specification: N 240V/60Hz
 Comment: Report NO.:ATE20170114
 Start of Test: 2017-2-20 / 20:47:36

SCAN TABLE: "V 150K-30MHz fin"

Short Description: _SUB_STD_VTERM2 1.70
 Start Stop Step Detector Meas. IF Transducer
 Frequency Frequency Width Time Bandw.
 150.0 kHz 30.0 MHz 4.5 kHz QuasiPeak 1.0 s 9 kHz NSLK8126 2008
 Average



MEASUREMENT RESULT: "0114-18_fin"

2017-2-20 20:49

Frequency MHz	Level dBuV	Transd dB	Limit dBuV	Margin dB	Detector	Line	PE
0.252000	53.30	10.9	62	8.4	QP	N	GND
1.444000	39.80	11.2	56	16.2	QP	N	GND
5.665000	41.20	11.5	60	18.8	QP	N	GND

MEASUREMENT RESULT: "0114-18_fin2"

2017-2-20 20:49

Frequency MHz	Level dBuV	Transd dB	Limit dBuV	Margin dB	Detector	Line	PE
0.250000	48.00	10.9	52	3.8	AV	N	GND
4.855000	34.50	11.4	46	11.5	AV	N	GND
5.660000	44.10	11.5	50	5.9	AV	N	GND

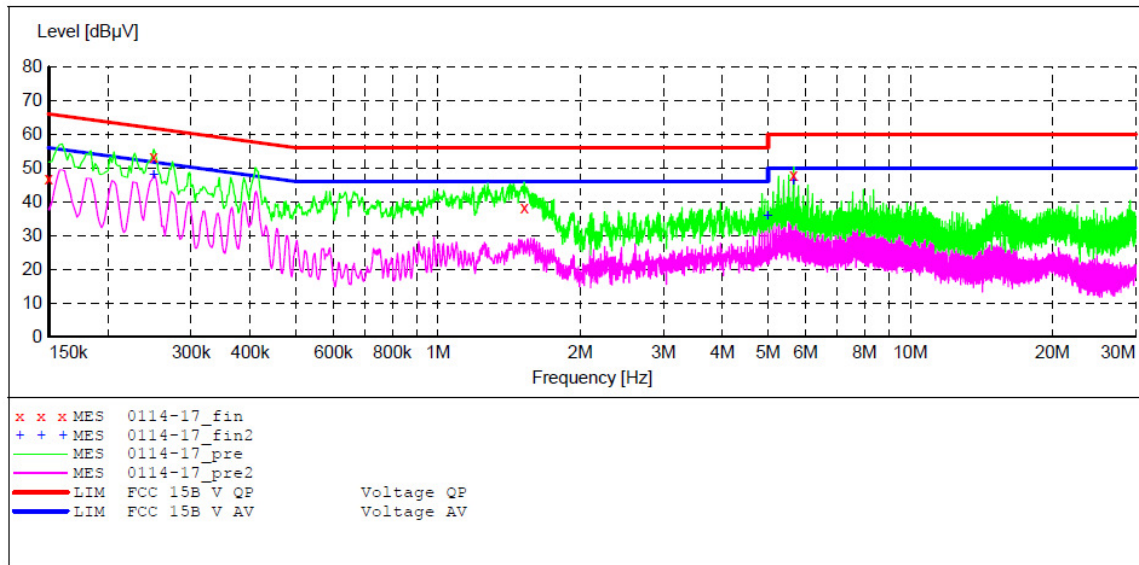
ACCURATE TECHNOLOGY CO., LTD

CONDUCTED EMISSION STANDARD FCC PART 15B

EUT: Interctive Flat Panel M/N:ETX-8600UHD
 Manufacturer: Xiamen Prima Technology Inc.
 Operating Condition: HDMI IN
 Test Site: 1#Shielding Room
 Operator: NICK
 Test Specification: L 240V/60Hz
 Comment: Report NO.:ATE20170114
 Start of Test: 2017-2-20 / 20:45:42

SCAN TABLE: "V 150K-30MHz fin"

Short Description: _SUB_STD_VTERM2 1.70
 Start Stop Step Detector Meas. IF Transducer
 Frequency Frequency Width Time Bandw.
 150.0 kHz 30.0 MHz 4.5 kHz QuasiPeak 1.0 s 9 kHz NSLK8126 2008
 Average



MEASUREMENT RESULT: "0114-17_fin"

2017-2-20 20:47

Frequency MHz	Level dBuV	Transd dB	Limit dBuV	Margin dB	Detector	Line	PE
0.250000	53.50	10.9	62	8.3	QP	L1	GND
1.522000	38.50	11.2	56	17.5	QP	L1	GND
5.665000	48.20	11.5	60	11.8	QP	L1	GND

MEASUREMENT RESULT: "0114-17_fin2"

2017-2-20 20:47

Frequency MHz	Level dBuV	Transd dB	Limit dBuV	Margin dB	Detector	Line	PE
0.250000	48.10	10.9	52	3.7	AV	L1	GND
4.990000	35.80	11.4	46	10.2	AV	L1	GND
5.665000	46.30	11.5	50	3.7	AV	L1	GND

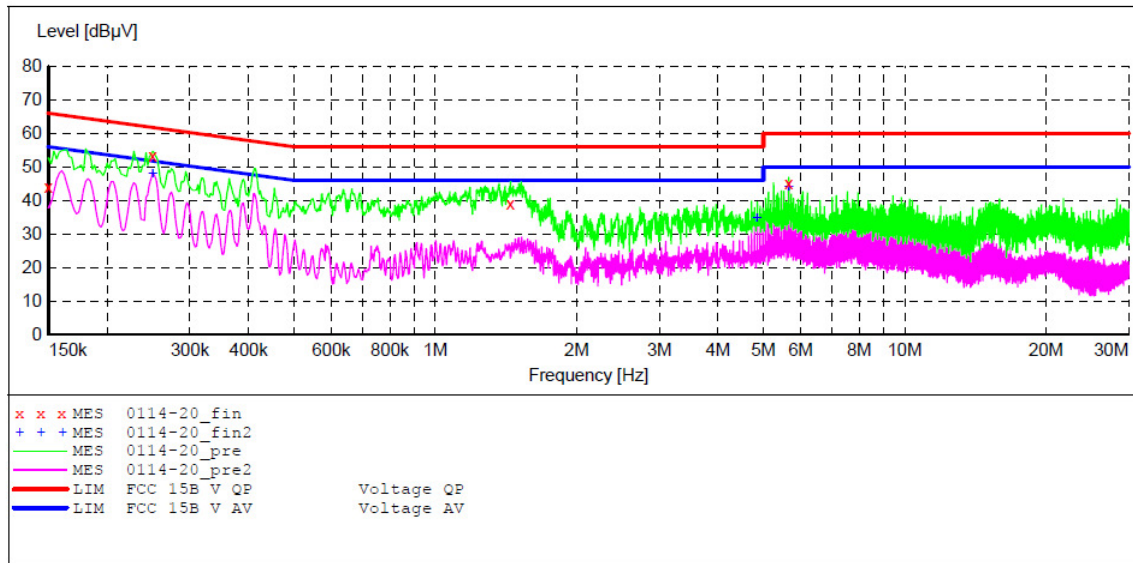
ACCURATE TECHNOLOGY CO.,LTD

CONDUCTED EMISSION STANDARD FCC PART 15B

EUT: Interctive Flat Panel M/N:ETX-8600UHD
 Manufacturer: Xiamen Prima Technology Inc.
 Operating Condition: DP IN
 Test Site: 1#Shielding Room
 Operator: NICK
 Test Specification: L 240V/60Hz
 Comment: Report NO.:ATE20170114
 Start of Test: 2017-2-20 / 20:52:15

SCAN TABLE: "V 150K-30MHz fin"

Short Description: _SUB_STD_VTERM2 1.70
 Start Stop Step Detector Meas. IF Transducer
 Frequency Frequency Width Time Bandw.
 150.0 kHz 30.0 MHz 4.5 kHz QuasiPeak 1.0 s 9 kHz NSLK8126 2008
 Average



MEASUREMENT RESULT: "0114-20_fin"

2017-2-20 20:53

Frequency MHz	Level dBµV	Transd dB	Limit dBµV	Margin dB	Detector	Line	PE
0.250000	53.40	10.9	62	8.4	QP	L1	GND
1.446000	38.90	11.2	56	17.1	QP	L1	GND
5.660000	45.20	11.5	60	14.8	QP	L1	GND

MEASUREMENT RESULT: "0114-20_fin2"

2017-2-20 20:53

Frequency MHz	Level dBµV	Transd dB	Limit dBµV	Margin dB	Detector	Line	PE
0.250000	47.90	10.9	52	3.9	AV	L1	GND
4.850000	34.90	11.4	46	11.1	AV	L1	GND
5.660000	44.10	11.5	50	5.9	AV	L1	GND

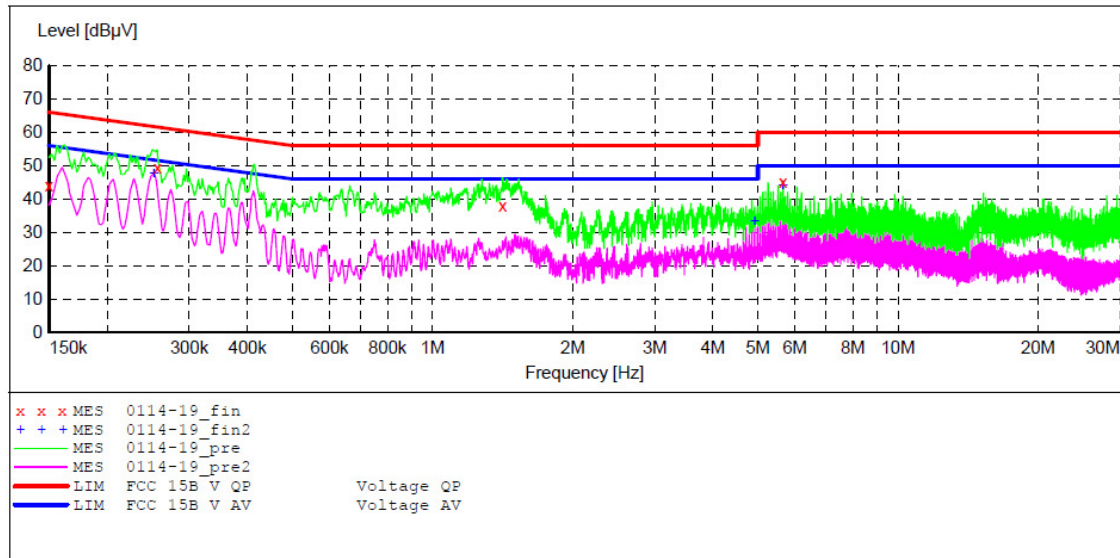
ACCURATE TECHNOLOGY CO., LTD

CONDUCTED EMISSION STANDARD FCC PART 15B

EUT: Interctive Flat Panel M/N:ETX-8600UHD
 Manufacturer: Xiamen Prima Technology Inc.
 Operating Condition: DP IN
 Test Site: 1#Shielding Room
 Operator: NICK
 Test Specification: N 240V/60Hz
 Comment: Report NO.:ATE20170114
 Start of Test: 2017-2-20 / 20:49:48

SCAN TABLE: "V 150K-30MHz fin"

Short Description: _SUB_STD_VTERM2 1.70
 Start Stop Step Detector Meas. IF Transducer
 Frequency Frequency Width Time Bandw.
 150.0 kHz 30.0 MHz 4.5 kHz QuasiPeak 1.0 s 9 kHz NSLK8126 2008
 Average



MEASUREMENT RESULT: "0114-19_fin"

2017-2-20 20:51

Frequency MHz	Level dBµV	Transd dB	Limit dBµV	Margin dB	Detector	Line	PE
0.256000	49.30	10.9	62	12.3	QP	N	GND
1.414000	38.10	11.2	56	17.9	QP	N	GND
5.660000	45.20	11.5	60	14.8	QP	N	GND

MEASUREMENT RESULT: "0114-19_fin2"

2017-2-20 20:51

Frequency MHz	Level dBµV	Transd dB	Limit dBµV	Margin dB	Detector	Line	PE
0.252000	47.60	10.9	52	4.1	AV	N	GND
4.920000	33.40	11.4	46	12.6	AV	N	GND
5.660000	44.20	11.5	50	5.8	AV	N	GND

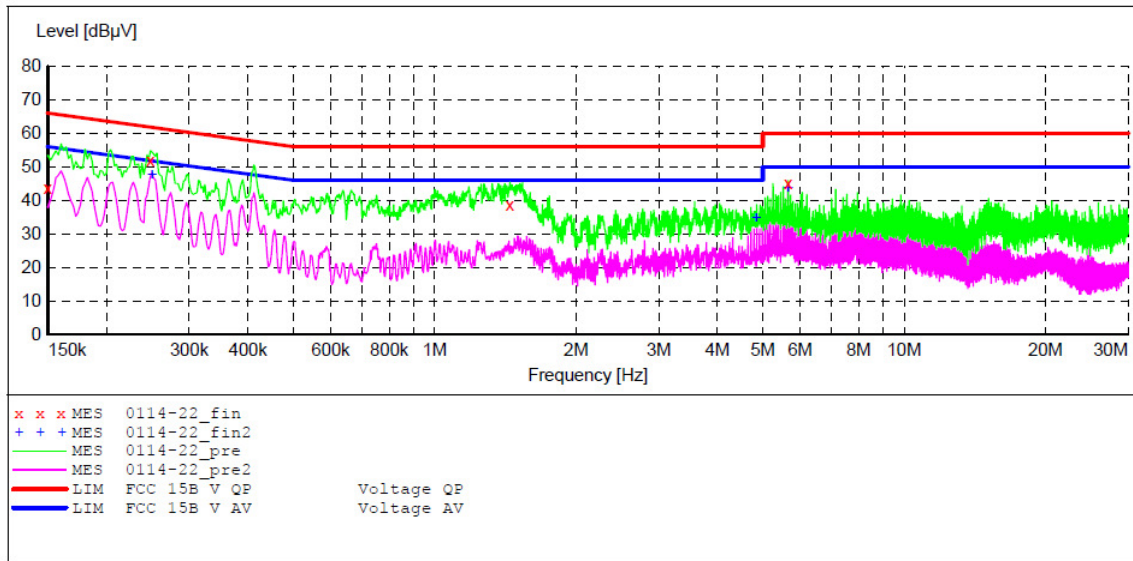
ACCURATE TECHNOLOGY CO., LTD

CONDUCTED EMISSION STANDARD FCC PART 15B

EUT: Interctive Flat Panel M/N:ETX-8600UHD
 Manufacturer: Xiamen Prima Technology Inc.
 Operating Condition: AV IN
 Test Site: 1#Shielding Room
 Operator: NICK
 Test Specification: N 240V/60Hz
 Comment: Report NO.:ATE20170114
 Start of Test: 2017-2-20 / 21:08:36

SCAN TABLE: "V 150K-30MHz fin"

Short Description: _SUB_STD_VTERM2 1.70
 Start Stop Step Detector Meas. IF Transducer
 Frequency Frequency Width Time Bandw.
 150.0 kHz 30.0 MHz 4.5 kHz QuasiPeak 1.0 s 9 kHz NSLK8126 2008
 Average



MEASUREMENT RESULT: "0114-22_fin"

2017-2-20 21:09

Frequency MHz	Level dBuV	Transd dB	Limit dBuV	Margin dB	Detector	Line	PE
0.248000	52.10	10.9	62	9.7	QP	N	GND
1.446000	38.70	11.2	56	17.3	QP	N	GND
5.660000	45.00	11.5	60	15.0	QP	N	GND

MEASUREMENT RESULT: "0114-22_fin2"

2017-2-20 21:09

Frequency MHz	Level dBuV	Transd dB	Limit dBuV	Margin dB	Detector	Line	PE
0.250000	47.70	10.9	52	4.1	AV	N	GND
4.850000	34.80	11.4	46	11.2	AV	N	GND
5.660000	43.90	11.5	50	6.1	AV	N	GND

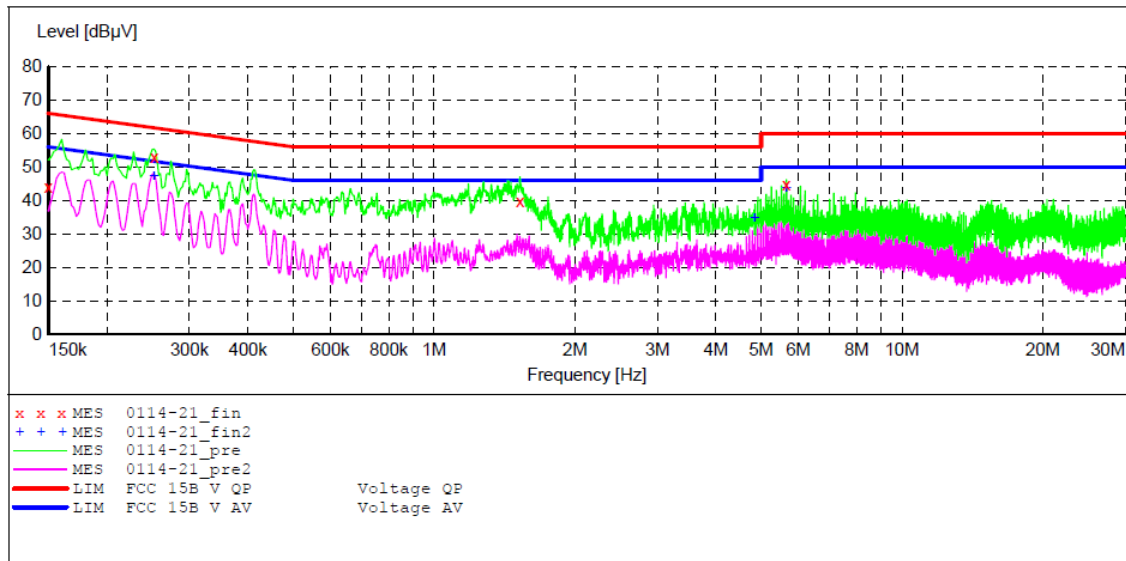
ACCURATE TECHNOLOGY CO., LTD

CONDUCTED EMISSION STANDARD FCC PART 15B

EUT: Interctive Flat Panel M/N:ETX-8600UHD
 Manufacturer: Xiamen Prima Technology Inc.
 Operating Condition: AV IN
 Test Site: 1#Shielding Room
 Operator: NICK
 Test Specification: L 240V/60Hz
 Comment: Report NO.:ATE20170114
 Start of Test: 2017-2-20 / 20:54:44

SCAN TABLE: "V 150K-30MHz fin"

Short Description: _SUB_STD_VTERM2 1.70
 Start Stop Step Detector Meas. IF Transducer
 Frequency Frequency Width Time Bandw.
 150.0 kHz 30.0 MHz 4.5 kHz QuasiPeak 1.0 s 9 kHz NSLK8126 2008
 Average



MEASUREMENT RESULT: "0114-21_fin"

2017-2-20 21:03

Frequency MHz	Level dBuV	Transd dB	Limit dBuV	Margin dB	Detector	Line	PE
0.252000	53.00	10.9	62	8.7	QP	L1	GND
1.526000	39.80	11.2	56	16.2	QP	L1	GND
5.660000	44.90	11.5	60	15.1	QP	L1	GND

MEASUREMENT RESULT: "0114-21_fin2"

2017-2-20 21:03

Frequency MHz	Level dBuV	Transd dB	Limit dBuV	Margin dB	Detector	Line	PE
0.252000	47.40	10.9	52	4.3	AV	L1	GND
4.850000	34.70	11.4	46	11.3	AV	L1	GND
5.660000	43.80	11.5	50	6.2	AV	L1	GND

ACCURATE TECHNOLOGY CO., LTD

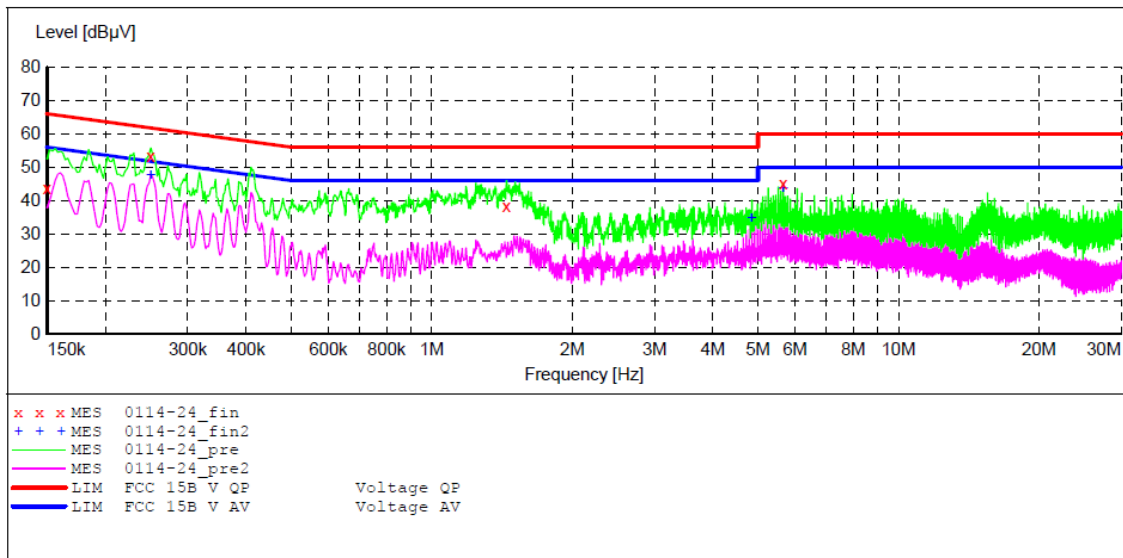
CONDUCTED EMISSION STANDARD FCC PART 15B

EUT: Interctive Flat Panel M/N:ETX-8600UHD
 Manufacturer: Xiamen Prima Technology Inc.
 Operating Condition: Memory Playing
 Test Site: 1#Shielding Room
 Operator: NICK
 Test Specification: L 240V/60Hz
 Comment: Report NO.:ATE20170114
 Start of Test: 2017-2-20 / 21:15:11

SCAN TABLE: "V 150K-30MHz fin"

Short Description: _SUB_STD_VTERM2 1.70

Start Frequency	Stop Frequency	Step Width	Detector	Meas. Time	IF Bandw.	Transducer
150.0 kHz	30.0 MHz	4.5 kHz	QuasiPeak	1.0 s	9 kHz	NSLK8126 2008
Average						



MEASUREMENT RESULT: "0114-24_fin"

2017-2-20 21:16

Frequency MHz	Level dBµV	Transd dB	Limit dBµV	Margin dB	Detector	Line	PE
0.250000	53.30	10.9	62	8.5	QP	L1	GND
1.446000	38.40	11.2	56	17.6	QP	L1	GND
5.660000	45.00	11.5	60	15.0	QP	L1	GND

MEASUREMENT RESULT: "0114-24_fin2"

2017-2-20 21:16

Frequency MHz	Level dBµV	Transd dB	Limit dBµV	Margin dB	Detector	Line	PE
0.250000	47.70	10.9	52	4.1	AV	L1	GND
4.850000	34.80	11.4	46	11.2	AV	L1	GND
5.660000	43.90	11.5	50	6.1	AV	L1	GND

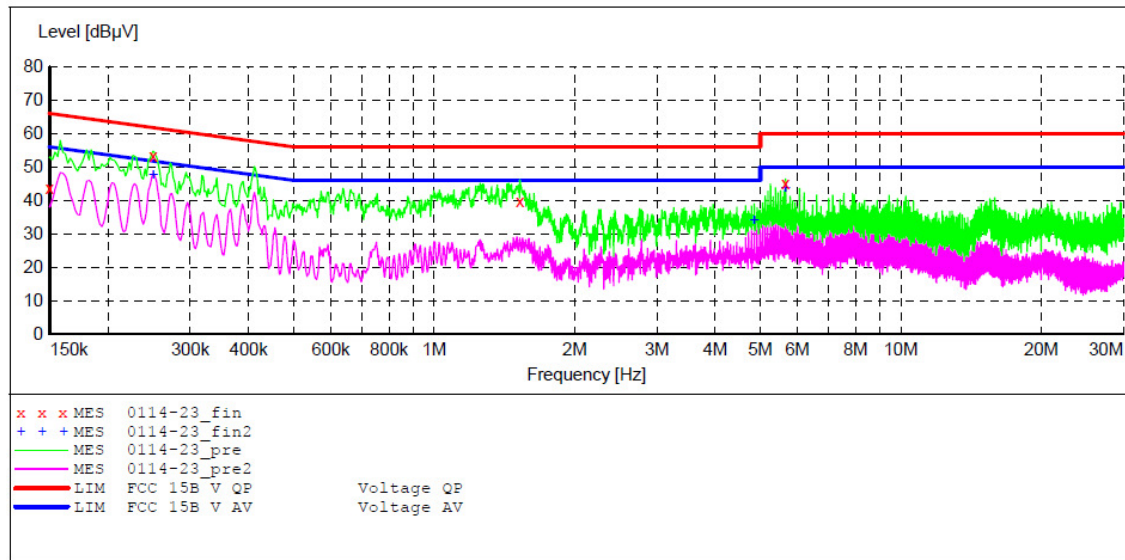
ACCURATE TECHNOLOGY CO., LTD

CONDUCTED EMISSION STANDARD FCC PART 15B

EUT: Interctive Flat Panel M/N:ETX-8600UHD
 Manufacturer: Xiamen Prima Technology Inc.
 Operating Condition: Memory Playing
 Test Site: 1#Shielding Room
 Operator: NICK
 Test Specification: N 240V/60Hz
 Comment: Report NO.:ATE20170114
 Start of Test: 2017-2-20 / 21:11:21

SCAN TABLE: "V 150K-30MHz fin"

Short Description: _SUB_STD_VTERM2 1.70
 Start Stop Step Detector Meas. IF Transducer
 Frequency Frequency Width Time Bandw.
 150.0 kHz 30.0 MHz 4.5 kHz QuasiPeak 1.0 s 9 kHz NSLK8126 2008
 Average



MEASUREMENT RESULT: "0114-23_fin"

2017-2-20 21:12

Frequency MHz	Level dBµV	Transd dB	Limit dBµV	Margin dB	Detector	Line	PE
0.250000	53.20	10.9	62	8.6	QP	N	GND
1.526000	39.80	11.2	56	16.2	QP	N	GND
5.660000	45.00	11.5	60	15.0	QP	N	GND

MEASUREMENT RESULT: "0114-23_fin2"

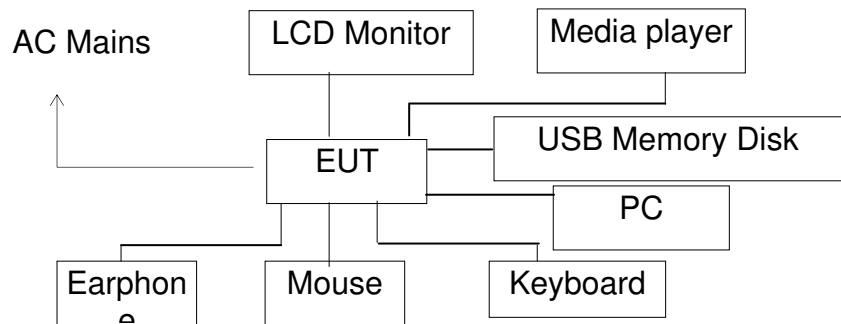
2017-2-20 21:12

Frequency MHz	Level dBµV	Transd dB	Limit dBµV	Margin dB	Detector	Line	PE
0.250000	47.70	10.9	52	4.1	AV	N	GND
4.855000	34.20	11.4	46	11.8	AV	N	GND
5.660000	43.90	11.5	50	6.1	AV	N	GND

5. RADIATED EMISSION MEASUREMENT

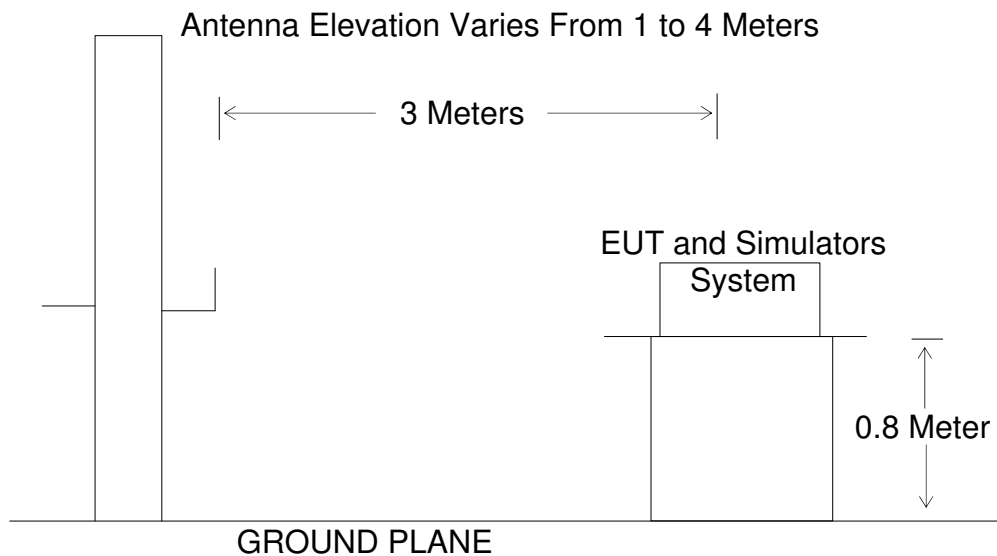
5.1. Block Diagram of Test

5.1.1. Block diagram of connection between the EUT and simulators



(EUT: Interactive Flat Panel)

5.1.2. Block diagram of test setup (In chamber)



5.2. Test mode description

- Test mode 1: USB IN
- Test mode 2: AV IN
- Test mode 3: VGA IN
- Test mode 4: DP IN
- Test mode 5: HDMI IN
- Test mode 6: Memory Playing

5.3. Radiated Emission Limit (Class B)

All emanations from a class B device or system, including any network of conductors and apparatus connected thereto, shall not exceed the level of field strengths specified below:

Frequency MHz	Distance Meters	Field Strengths Limit	
		$\mu\text{V/m}$	$\text{dB}(\mu\text{V/m})$
30-88	3	100	40.0
88-216	3	150	43.5
216-960	3	200	46.0
Above 960	3	500	54.0

Remark:
 (1) Emission level $\text{dB}(\mu\text{V}) = 20 \log$ Emission level $\mu\text{V/m}$.
 (2) The smaller limit shall apply at the cross point between two frequency bands.
 (3) Distance is the distance in meters between the measuring instrument antenna and the closest point of any part of the device or system.

5.4. Manufacturer

The following equipments are installed on Radiated Emission Measurement to meet the commission requirements and operating regulations in a manner which tends to maximize its emission characteristics in normal application.

5.4.1. Interactive Flat Panel (EUT)

Model Number: ETX-8600UHD

Manufacturer: Xiamen Prima Technology Inc.

5.5. Operating Condition of EUT

5.5.1. Setup the EUT and simulator as shown as Section 5.1

5.5.2. Turn on the power of all equipment.

5.5.3. Let the EUT work in test mode and measure it.

5.6. Test Procedure

The EUT and its simulators are placed on a turntable, which is 0.8 meter high above ground. The turntable can rotate 360 degrees to determine the position of the maximum emission level. EUT is set 3.0 meters away from the receiving antenna, which is mounted on an antenna tower. The antenna can be moved up and down between 1.0 meter and 4 meters to find out the maximum emission level. Broadband antenna (calibrated bilog antenna) is used as receiving antenna. Both horizontal and vertical polarizations of the antenna are set on measurement. In order to find the maximum emission levels, all of the interface cables must be manipulated according to ANSI C63.4: 2014 on radiated emission measurement.

The bandwidth of the EMI test receiver (R&S ESCS30) is set at 120kHz.

The frequency range from 30MHz to 25000MHz is checked.

Note: The EUT highest operating frequency provided by Manufacturer is 1.2GHz and include 2.4GHz wifi, the radiated emission measurement shall be made up to 25 GHz.

Highest frequency generated or used in the device or on which the device operates or tunes (MHz)	Upper frequency of measurement range (MHz)
Below 1.705	30.
1.705–108	1000.
108–500	2000.
500–1000	5000.
Above 1000	5th harmonic of the highest frequency or 40 GHz, whichever is lower.

5.7. Radiated Emission Noise Measurement Result

PASS.

The frequency range from 30MHz to 25000MHz is investigated. Emissions attenuated more than 20 dB below the permissible value are not reported.

The spectral diagrams are attached as below.

Below 1GHz



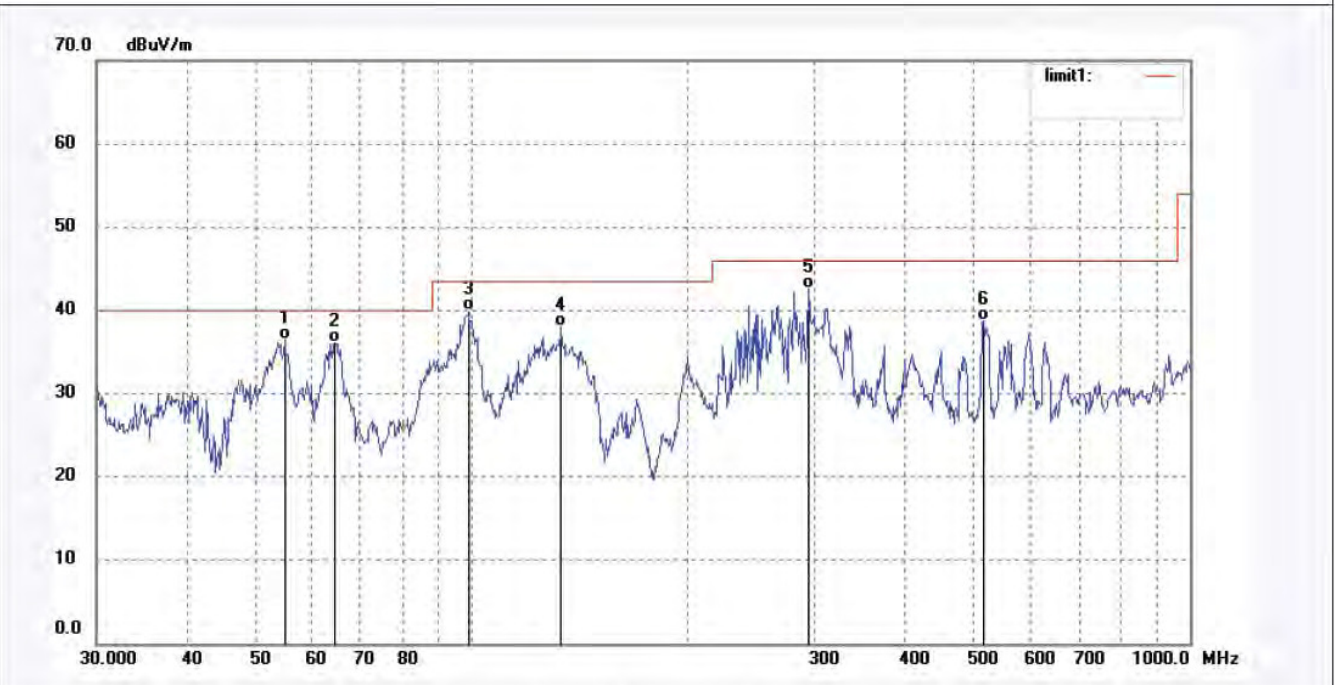
ACCURATE TECHNOLOGY CO., LTD.

F1,Bldg,A,Changyuan New Material Port Keyuan Rd,
Science & Industry Park,Nanshan Shenzhen,P.R.China

Site: 1# Chamber
Tel:+86-0755-26503290
Fax:+86-0755-26503396

Job No.: YJZH1234 #190	Polarization: Vertical
Standard: FCC Class B 3M Radiated	Power Source: AC 120V/60Hz
Test item: Radiation Test	Date: 2017/02/21
Temp.(C)/Hum.(%) 23 C / 48 %	Time: 20:54:33
EUT: Interactive Flat Panel	Engineer Signature: Nick
Mode: VGA IN	Distance: 3m
Model: ETX-8600UHD	
Manufacturer: Xiamen Prima Technology Inc.	

Note: Report NO.: ATE20170114



No.	Freq. (MHz)	Reading (dBuV/m)	Factor (dB)	Result (dBuV/m)	Limit (dBuV/m)	Margin (dB)	Detector	Height (cm)	Degree (deg.)	Remark
1	54.8348	49.47	-12.94	36.53	40.00	-3.47	QP			
2	64.4330	51.69	-15.48	36.21	40.00	-3.79	QP			
3	98.8326	53.47	-13.44	40.03	43.50	-3.47	QP			
4	133.1511	51.93	-13.89	38.04	43.50	-5.46	QP			
5	294.1137	51.84	-9.15	42.69	46.00	-3.31	QP			
6	515.4374	42.79	-3.98	38.81	46.00	-7.19	QP			



ACCURATE TECHNOLOGY CO., LTD.

F1,Bldg,A,Changyuan New Material Port Keyuan Rd,
Science & Industry Park,Nanshan Shenzhen,P.R.China

Site: 1# Chamber
Tel:+86-0755-26503290
Fax:+86-0755-26503396

Job No.: YJZH1234 #191

Standard: FCC Class B 3M Radiated

Test item: Radiation Test

Temp.(C)/Hum.(%) 23 C / 48 %

EUT: Interactive Flat Panel

Mode: VGA IN

Model: ETX-8600UHD

Manufacturer: Xiamen Prima Technology Inc.

Polarization: Horizontal

Power Source: AC 120V/60Hz

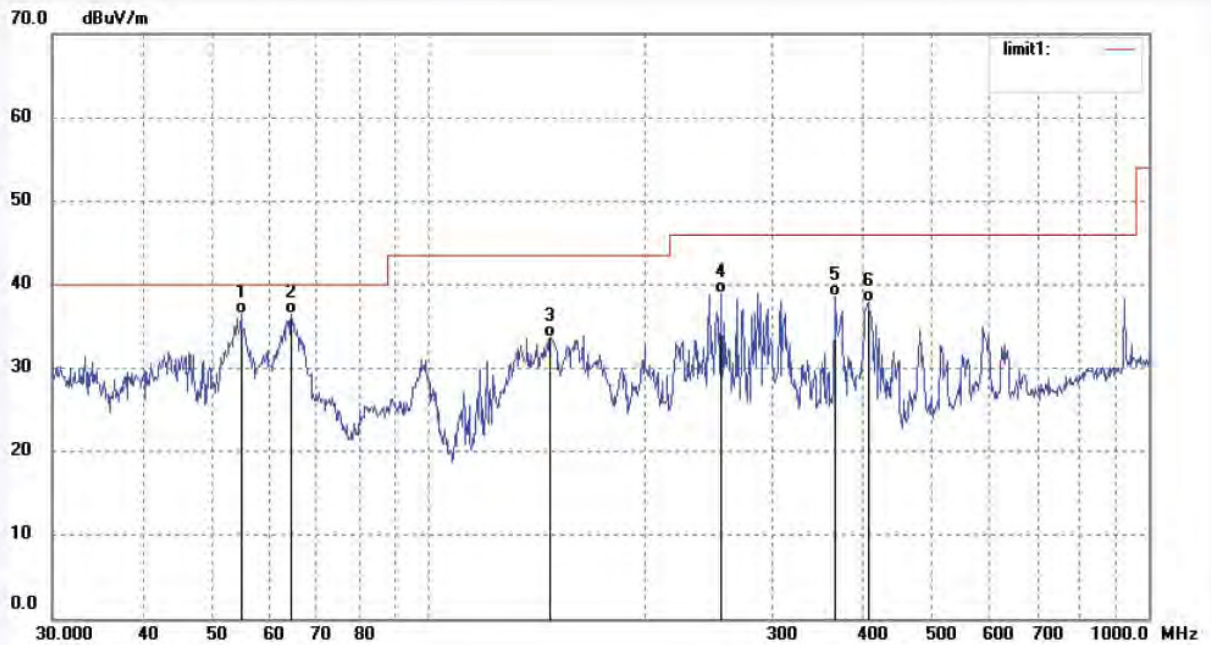
Date: 2017/02/21

Time: 20:55:16

Engineer Signature: Nick

Distance: 3m

Note: Report NO.: ATE20170114



No.	Freq. (MHz)	Reading (dBuV/m)	Factor (dB)	Result (dBuV/m)	Limit (dBuV/m)	Margin (dB)	Detector	Height (cm)	Degree (deg.)	Remark
1	54.8348	49.40	-12.94	36.46	40.00	-3.54	QP			
2	64.4330	51.97	-15.48	36.49	40.00	-3.51	QP			
3	147.4036	48.77	-15.08	33.69	43.50	-9.81	QP			
4	254.7281	49.51	-10.53	38.98	46.00	-7.02	QP			
5	366.8231	45.71	-7.19	38.52	46.00	-7.48	QP			
6	407.5144	44.09	-6.26	37.83	46.00	-8.17	QP			



ACCURATE TECHNOLOGY CO., LTD.

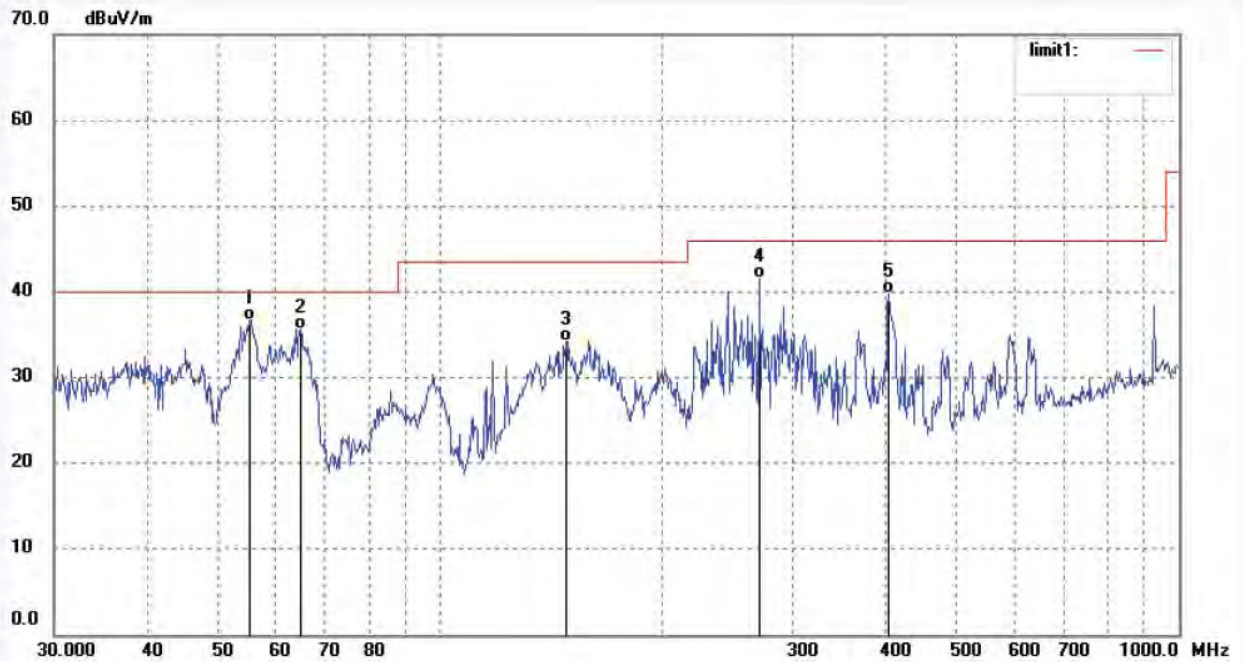
F1,Bldg,A,Changyuan New Material Port Keyuan Rd,
Science & Industry Park,Nanshan Shenzhen,P.R.China

Site: 1# Chamber
Tel:+86-0755-26503290
Fax:+86-0755-26503396

Job No.: YJZH1234 #196
Standard: FCC Class B 3M Radiated
Test item: Radiation Test
Temp.(C)/Hum.(%) 23 C / 48 %
EUT: Interactive Flat Panel
Mode: USB IN
Model: ETX-8600UHD
Manufacturer: Xiamen Prima Technology Inc.

Polarization: Horizontal
Power Source: AC 120V/60Hz
Date: 2017/02/21
Time: 20:58:17
Engineer Signature: Nick
Distance: 3m

Note: Report NO.: ATE20170114



No.	Freq. (MHz)	Reading (dBuV/m)	Factor (dB)	Result (dBuV/m)	Limit (dBuV/m)	Margin (dB)	Detector	Height (cm)	Degree (deg.)	Remark
1	55.2207	49.64	-12.99	36.65	40.00	-3.35	QP			
2	64.6594	51.24	-15.57	35.67	40.00	-4.33	QP			
3	147.9214	49.27	-15.07	34.20	43.50	-9.30	QP			
4	270.3748	51.50	-9.92	41.58	46.00	-4.42	QP			
5	404.6664	46.22	-6.34	39.88	46.00	-6.12	QP			

Job No.: YJZH1234 #197

Standard: FCC Class B 3M Radiated

Test item: Radiation Test

Temp.(C)/Hum.(%) 23 C / 48 %

EUT: Interactive Flat Panel

Mode: USB IN

Model: ETX-8600UHD

Manufacturer: Xiamen Prima Technology Inc.

Polarization: Vertical

Power Source: AC 120V/60Hz

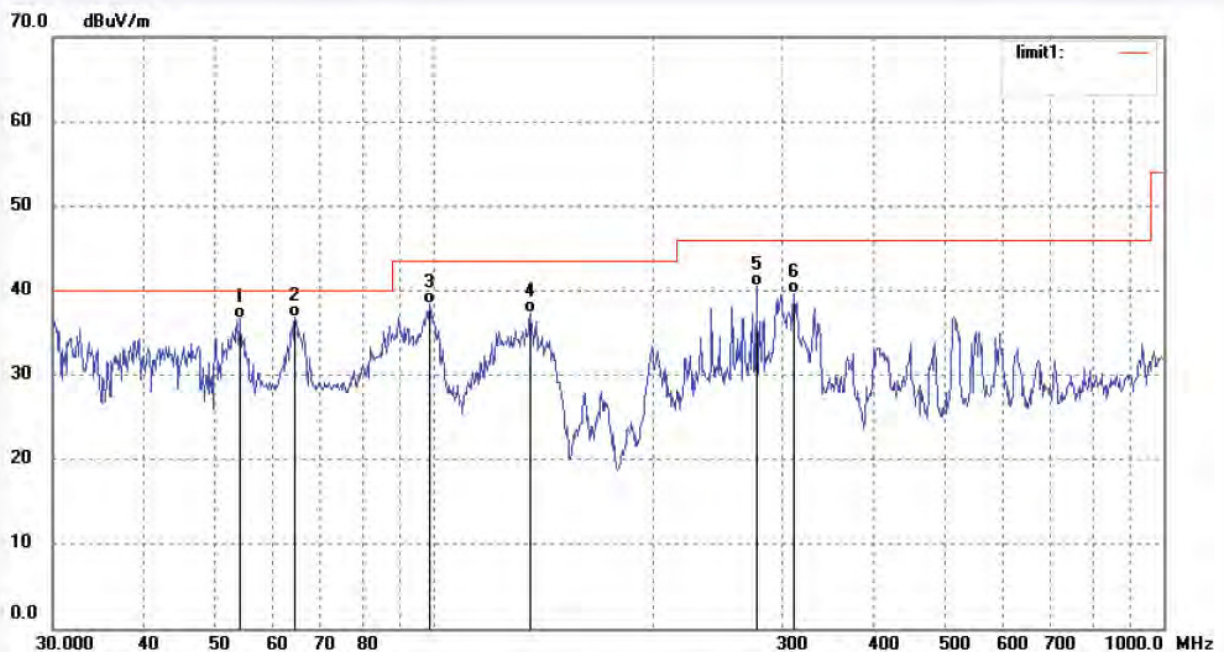
Date: 2017/02/21

Time: 20:58:32

Engineer Signature: Nick

Distance: 3m

Note: Report NO.: ATE20170114



No.	Freq. (MHz)	Reading (dBuV/m)	Factor (dB)	Result (dBuV/m)	Limit (dBuV/m)	Margin (dB)	Detector	Height (cm)	Degree (deg.)	Remark
1	54.0711	49.56	-12.89	36.67	40.00	-3.33	QP			
2	64.4330	52.24	-15.48	36.76	40.00	-3.24	QP			
3	98.4865	52.01	-13.56	38.45	43.50	-5.05	QP			
4	135.5062	51.49	-14.08	37.41	43.50	-6.09	QP			
5	277.0935	50.23	-9.68	40.55	46.00	-5.45	QP			
6	311.0867	48.29	-8.70	39.59	46.00	-6.41	QP			



ACCURATE TECHNOLOGY CO., LTD.

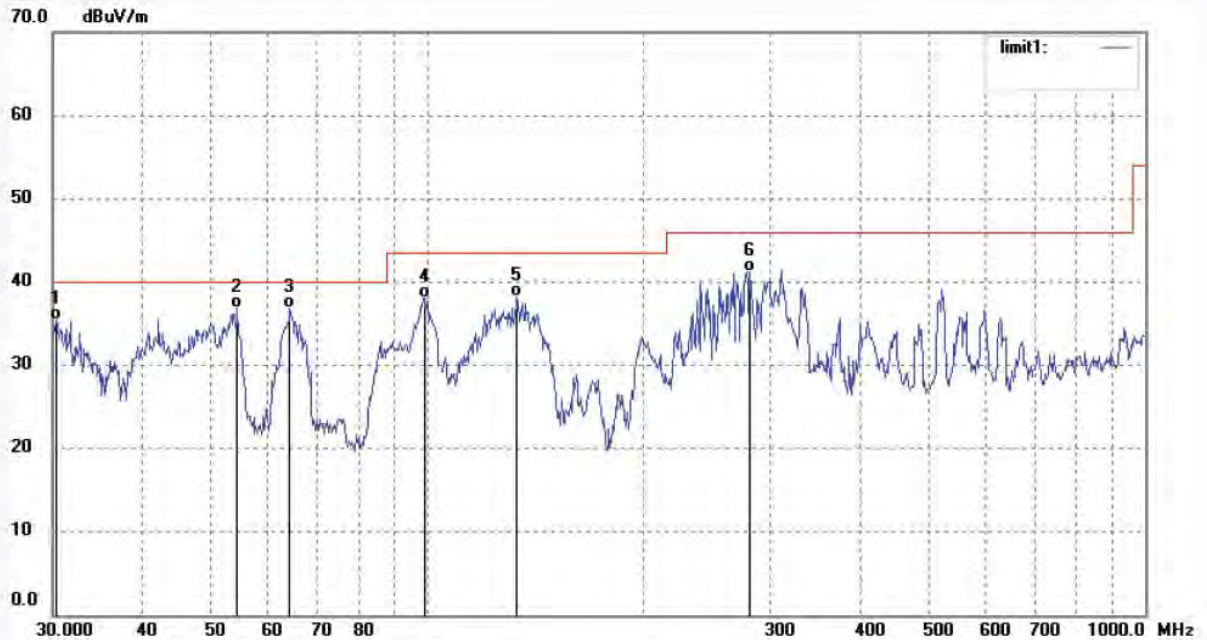
F1,Bldg,A,Changyuan New Material Port Keyuan Rd,
Science & Industry Park,Nanshan Shenzhen,P.R.China

Site: 1# Chamber
Tel:+86-0755-26503290
Fax:+86-0755-26503396

Job No.: YJZH1234 #198
Standard: FCC Class B 3M Radiated
Test item: Radiation Test
Temp.(C)/Hum.(%) 23 C / 48 %
EUT: Interactive Flat Panel
Mode: HDMI IN
Model: ETX-8600UHD
Manufacturer: Xiamen Prima Technology Inc.

Polarization: Vertical
Power Source: AC 120V/60Hz
Date: 2017/02/21
Time: 20:59:12
Engineer Signature: Nick
Distance: 3m

Note: Report NO.: ATE20170114



No.	Freq. (MHz)	Reading (dBuV/m)	Factor (dB)	Result (dBuV/m)	Limit (dBuV/m)	Margin (dB)	Detector	Height (cm)	Degree (deg.)	Remark
1	30.3171	44.45	-9.02	35.43	40.00	-4.57	QP			
2	54.2610	49.65	-12.89	36.76	40.00	-3.24	QP			
3	64.2074	52.23	-15.41	36.82	40.00	-3.18	QP			
4	98.8324	51.56	-13.44	38.12	43.50	-5.38	QP			
5	133.1511	52.19	-13.89	38.30	43.50	-5.20	QP			
6	281.0074	50.75	-9.55	41.20	46.00	-4.80	QP			



ACCURATE TECHNOLOGY CO., LTD.

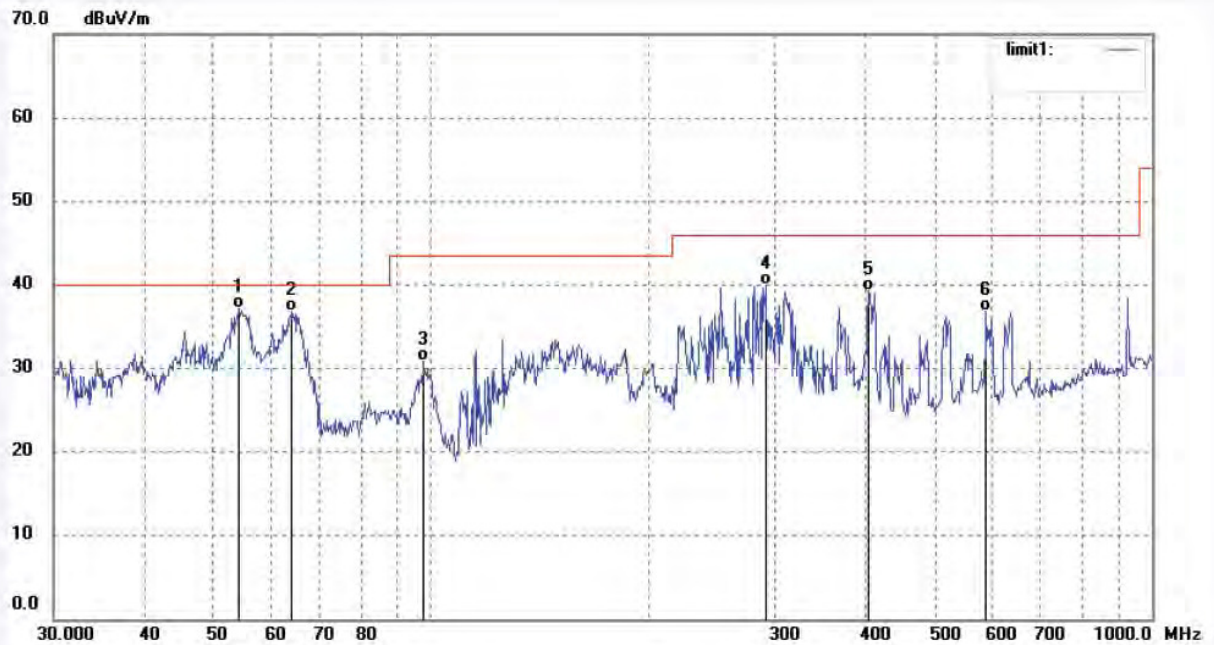
F1,Bldg,A,Changyuan New Material Port Keyuan Rd,
Science & Industry Park,Nanshan Shenzhen,P.R.China

Site: 1# Chamber
Tel:+86-0755-26503290
Fax:+86-0755-26503396

Job No.: YJZH1234 #199
Standard: FCC Class B 3M Radiated
Test item: Radiation Test
Temp.(C)/Hum.(%) 23 C / 48 %
EUT: Interactive Flat Panel
Mode: HDMI IN
Model: ETX-8600UHD
Manufacturer: Xiamen Prima Technology Inc.

Polarization: Horizontal
Power Source: AC 120V/60Hz
Date: 2017/02/21
Time: 21:00:36
Engineer Signature: Nick
Distance: 3m

Note: Report NO.: ATE20170114



No.	Freq. (MHz)	Reading (dBuV/m)	Factor (dB)	Result (dBuV/m)	Limit (dBuV/m)	Margin (dB)	Detector	Height (cm)	Degree (deg.)	Remark
1	54.2610	50.00	-12.89	37.11	40.00	-2.89	QP			
2	64.2074	52.23	-15.41	36.82	40.00	-3.18	QP			
3	97.7980	44.74	-13.80	30.94	43.50	-12.56	QP			
4	291.0360	49.18	-9.27	39.91	46.00	-6.09	QP			
5	404.6664	45.70	-6.34	39.36	46.00	-6.64	QP			
6	588.9049	39.28	-2.47	36.81	46.00	-9.19	QP			



ACCURATE TECHNOLOGY CO., LTD.

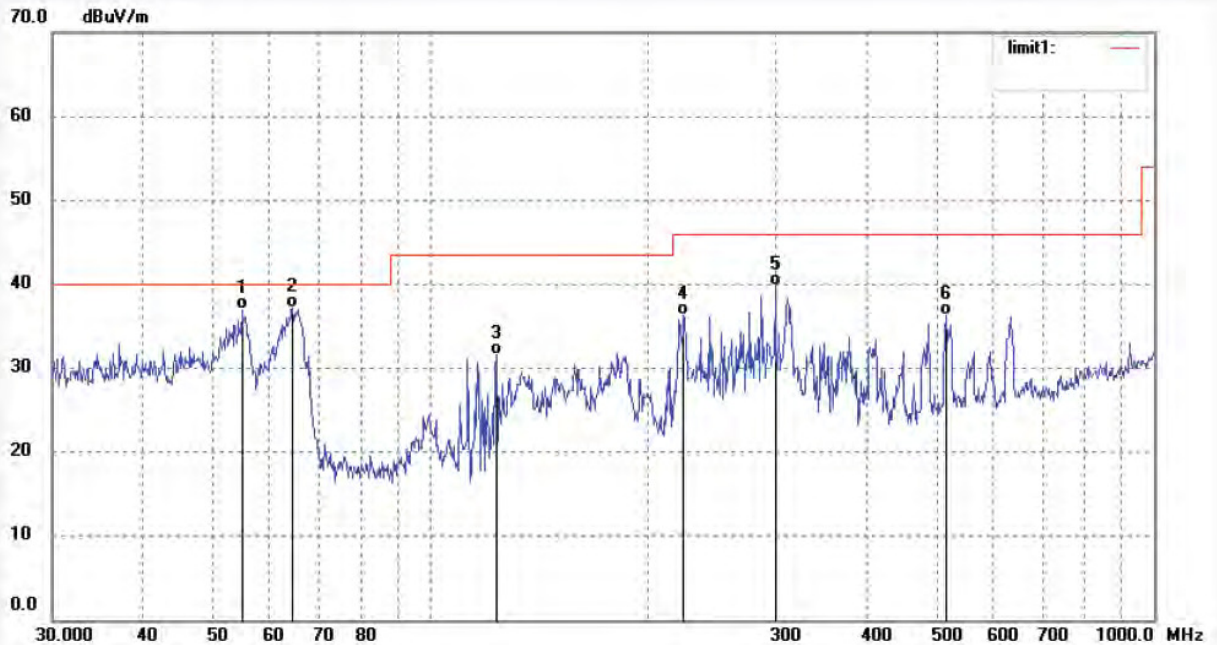
F1,Bldg,A,Changyuan New Material Port Keyuan Rd,
Science & Industry Park,Nanshan Shenzhen,P.R.China

Site: 1# Chamber
Tel:+86-0755-26503290
Fax:+86-0755-26503396

Job No.: YJZH1234 #204
Standard: FCC Class B 3M Radiated
Test item: Radiation Test
Temp.(C)/Hum.(%) 23 C / 48 %
EUT: Interactive Flat Panel
Mode: DP IN
Model: ETX-8600UHD
Manufacturer: Xiamen Prima Technology Inc.

Polarization: Horizontal
Power Source: AC 120V/60Hz
Date: 2017/02/21
Time: 21:04:07
Engineer Signature: Nick
Distance: 3m

Note: Report NO.: ATE20170114



No.	Freq. (MHz)	Reading (dBuV/m)	Factor (dB)	Result (dBuV/m)	Limit (dBuV/m)	Margin (dB)	Detector	Height (cm)	Degree (deg.)	Remark
1	54.8348	50.03	-12.94	37.09	40.00	-2.91	QP			
2	64.4330	52.64	-15.48	37.16	40.00	-2.84	QP			
3	123.2655	45.04	-13.43	31.61	43.50	-11.89	QP			
4	223.7333	47.70	-11.30	36.40	46.00	-9.60	QP			
5	299.3158	48.89	-9.01	39.88	46.00	-6.12	QP			
6	515.4374	40.33	-3.98	36.35	46.00	-9.65	QP			



ACCURATE TECHNOLOGY CO., LTD.

F1,Bldg,A,Changyuan New Material Port Keyuan Rd,
Science & Industry Park,Nanshan Shenzhen,P.R.China

Site: 1# Chamber
Tel:+86-0755-26503290
Fax:+86-0755-26503396

Job No.: YJZH1234 #205

Standard: FCC Class B 3M Radiated

Test item: Radiation Test

Temp.(C)/Hum.(%) 23 C / 48 %

EUT: Interactive Flat Panel

Mode: DP IN

Model: ETX-8600UHD

Manufacturer: Xiamen Prima Technology Inc.

Polarization: Vertical

Power Source: AC 120V/60Hz

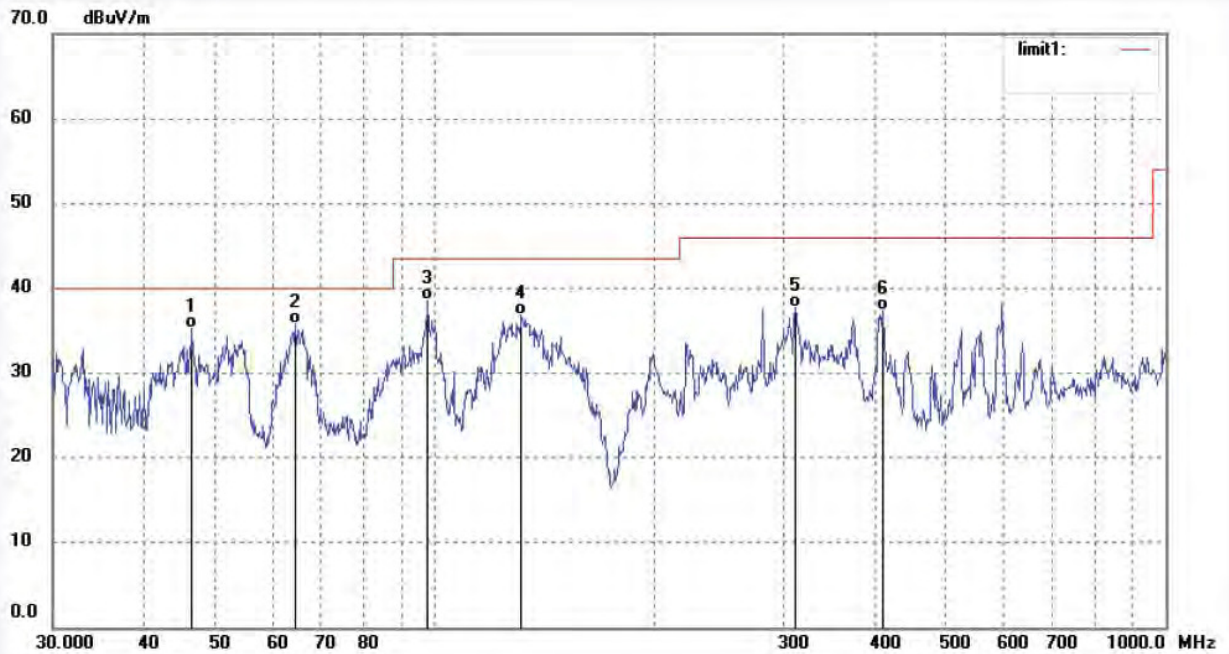
Date: 2017/02/21

Time: 21:04:19

Engineer Signature: Nick

Distance: 3m

Note: Report NO.: ATE20170114



No.	Freq. (MHz)	Reading (dBuV/m)	Factor (dB)	Result (dBuV/m)	Limit (dBuV/m)	Margin (dB)	Detector	Height (cm)	Degree (deg.)	Remark
1	46.5030	47.93	-12.60	35.33	40.00	-4.67	QP			
2	64.4330	51.34	-15.48	35.86	40.00	-4.14	QP			
3	97.7982	52.42	-13.80	38.62	43.50	-4.88	QP			
4	131.2965	50.64	-13.82	36.82	43.50	-6.68	QP			
5	311.0867	46.33	-8.70	37.63	46.00	-8.37	QP			
6	410.3824	43.46	-6.16	37.30	46.00	-8.70	QP			

Job No.: YJZH1234 #214

Standard: FCC Class B 3M Radiated

Test item: Radiation Test

Temp.(C)/Hum.(%) 23 C / 48 %

EUT: Interactive Flat Panel

Mode: AV IN

Model: ETX-8600UHD

Manufacturer: Xiamen Prima Technology Inc.

Polarization: Horizontal

Power Source: AC 120V/60Hz

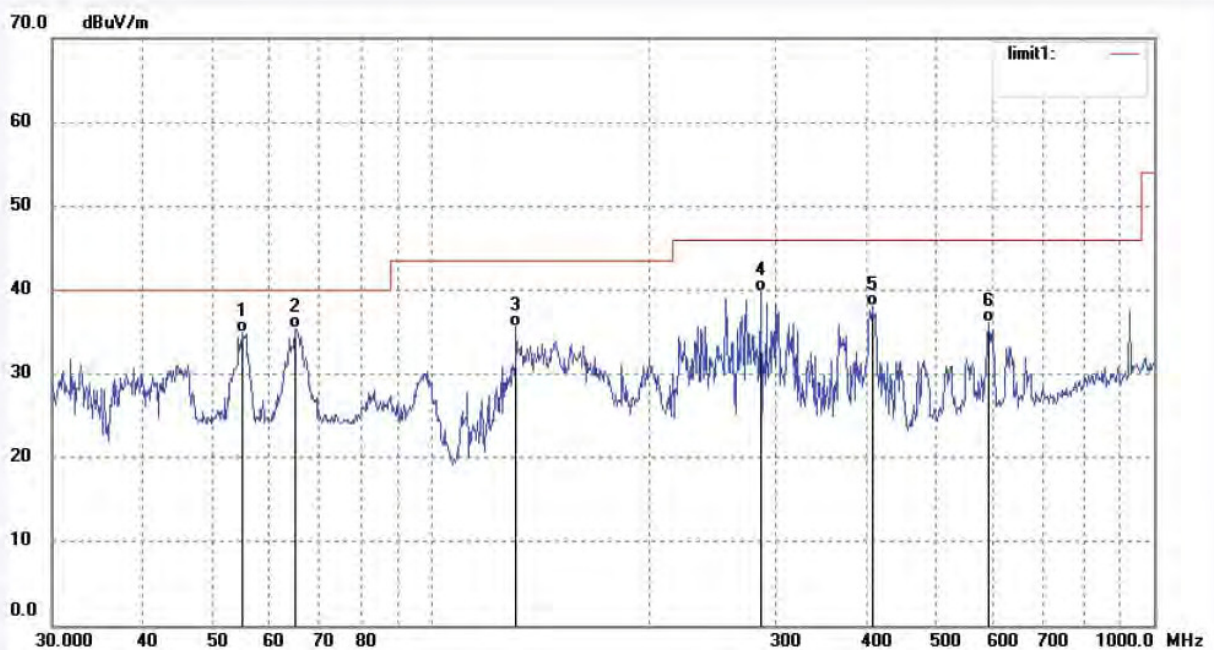
Date: 2017/02/21

Time: 21:09:28

Engineer Signature: Nick

Distance: 3m

Note: Report NO.: ATE20170114



No.	Freq. (MHz)	Reading (dBuV/m)	Factor (dB)	Result (dBuV/m)	Limit (dBuV/m)	Margin (dB)	Detector	Height (cm)	Degree (deg.)	Remark
1	54.8348	47.89	-12.94	34.95	40.00	-5.05	QP			
2	64.8864	51.09	-15.65	35.44	40.00	-4.56	QP			
3	131.2965	49.50	-13.82	35.68	43.50	-7.82	QP			
4	285.9778	49.14	-9.39	39.75	46.00	-6.25	QP			
5	407.5144	44.35	-6.26	38.09	46.00	-7.91	QP			
6	590.9737	38.54	-2.46	36.08	46.00	-9.92	QP			

Job No.: YJZH1234 #215

Standard: FCC Class B 3M Radiated

Test item: Radiation Test

Temp.(C)/Hum.(%) 23 C / 48 %

EUT: Interactive Flat Panel

Mode: AV IN

Model: ETX-8600UHD

Manufacturer: Xiamen Prima Technology Inc.

Polarization: Vertical

Power Source: AC 120V/60Hz

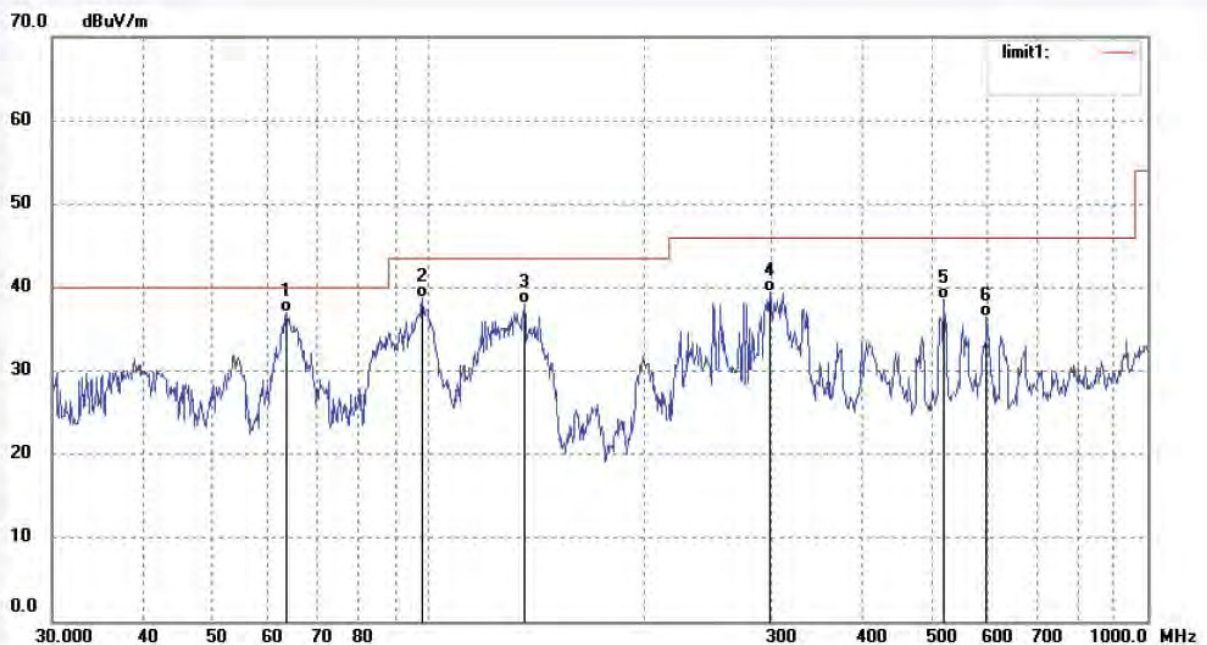
Date: 2017/02/21

Time: 21:09:51

Engineer Signature: Nick

Distance: 3m

Note: Report NO.: ATE20170114



No.	Freq. (MHz)	Reading (dBuV/m)	Factor (dB)	Result (dBuV/m)	Limit (dBuV/m)	Margin (dB)	Detector	Height (cm)	Degree (deg.)	Remark
1	63.5356	52.14	-15.18	36.96	40.00	-3.04	QP			
2	98.1419	52.50	-13.68	38.82	43.50	-4.68	QP			
3	135.9822	52.18	-14.20	37.98	43.50	-5.52	QP			
4	298.2681	48.42	-9.04	39.38	46.00	-6.62	QP			
5	520.8881	42.34	-3.80	38.54	46.00	-7.46	QP			
6	597.2232	38.99	-2.43	36.56	46.00	-9.44	QP			



ACCURATE TECHNOLOGY CO., LTD.

F1,Bldg,A,Changyuan New Material Port Keyuan Rd,
Science & Industry Park,Nanshan Shenzhen,P.R.China

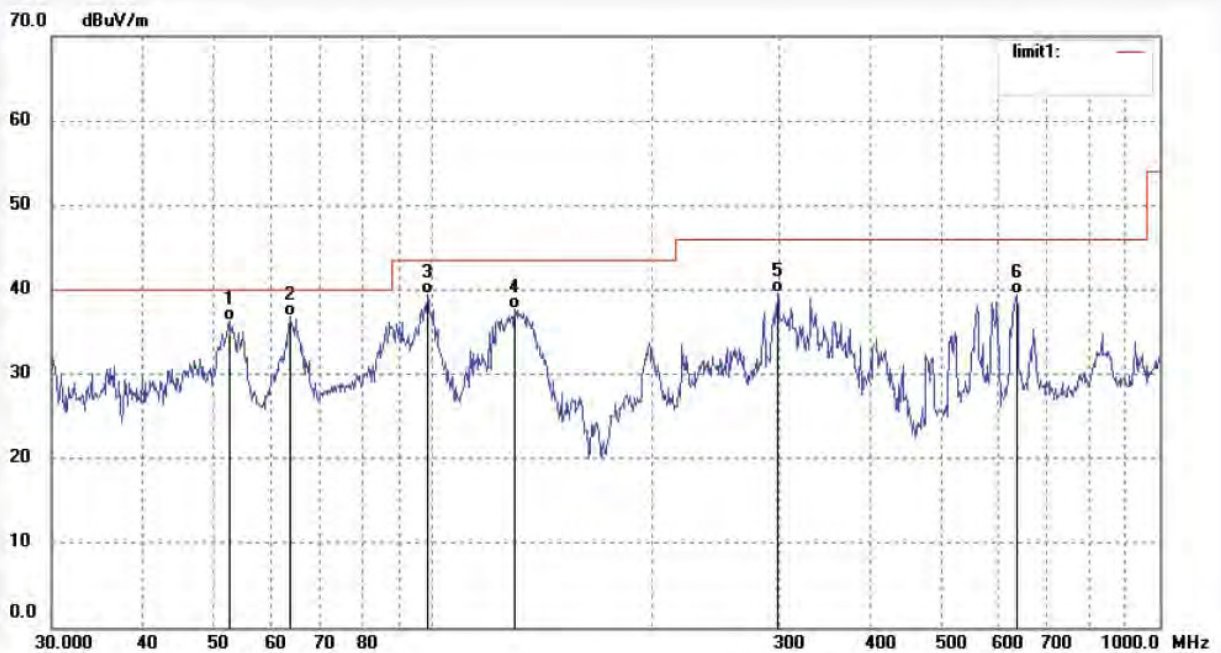
Site: 1# Chamber

Tel:+86-0755-26503290

Fax:+86-0755-26503396

Job No.: YJZH1234 #220	Polarization: Vertical
Standard: FCC Class B 3M Radiated	Power Source: AC 120V/60Hz
Test item: Radiation Test	Date: 2017/02/21
Temp.(C)/Hum.(%) 23 C / 48 %	Time: 21:11:53
EUT: Interactive Flat Panel	Engineer Signature: Nick
Mode: Memory Playing	Distance: 3m
Model: ETX-8600UHD	
Manufacturer: Xiamen Prima Technology Inc.	

Note: Report NO.: ATE20170114



No.	Freq. (MHz)	Reading (dBuV/m)	Factor (dB)	Result (dBuV/m)	Limit (dBuV/m)	Margin (dB)	Detector	Height (cm)	Degree (deg.)	Remark
1	52.5752	49.15	-12.77	36.38	40.00	-3.62	QP			
2	63.7588	52.08	-15.26	36.82	40.00	-3.18	QP			
3	98.4865	53.09	-13.56	39.53	43.50	-3.97	QP			
4	129.9225	51.39	-13.76	37.63	43.50	-5.87	QP			
5	298.2681	48.76	-9.04	39.72	46.00	-6.28	QP			
6	636.1340	41.46	-1.94	39.52	46.00	-6.48	QP			

Job No.: YJZH1234 #221

Standard: FCC Class B 3M Radiated

Test item: Radiation Test

Temp.(C)/Hum.(%) 23 C / 48 %

EUT: Interactive Flat Panel

Mode: Memory Playing

Model: ETX-8600UHD

Manufacturer: Xiamen Prima Technology Inc.

Polarization: Horizontal

Power Source: AC 120V/60Hz

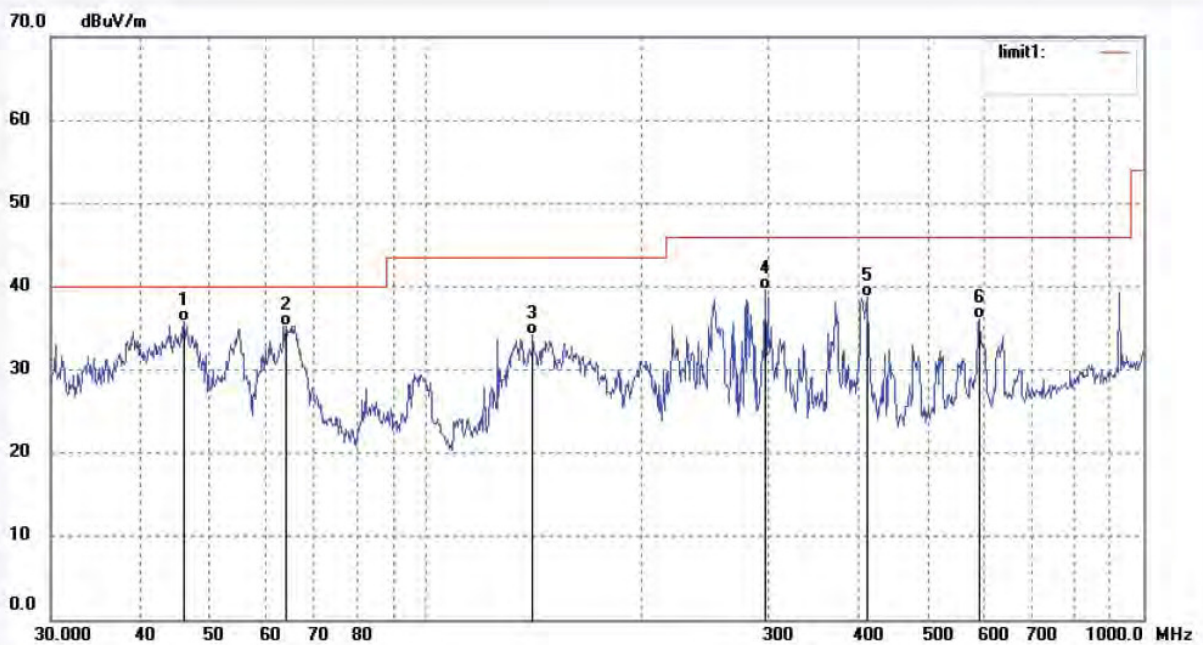
Date: 2017/02/21

Time: 21:12:38

Engineer Signature: Nick

Distance: 3m

Note: Report NO.: ATE20170114



No.	Freq. (MHz)	Reading (dBuV/m)	Factor (dB)	Result (dBuV/m)	Limit (dBuV/m)	Margin (dB)	Detector	Height (cm)	Degree (deg.)	Remark
1	46.0162	48.46	-12.60	35.86	40.00	-4.14	QP			
2	63.7588	50.60	-15.26	35.34	40.00	-4.66	QP			
3	140.8351	49.31	-15.13	34.18	43.50	-9.32	QP			
4	297.2241	48.62	-9.06	39.56	46.00	-6.44	QP			
5	411.8240	44.94	-6.11	38.83	46.00	-7.17	QP			
6	590.9737	38.59	-2.46	36.13	46.00	-9.87	QP			