

## PHOTOGRAPHS OF THE TEST CONFIGURATION

CONDUCTED EMISSION TEST



Mode B



## CONDUCTED EMISSION TEST Mode C




(For BT EDR & BT LE)  
**Mode A**  
RADIATED EMISSION TEST BELOW 1GHz








## RADIATED EMISSION TEST ABOVE 1GHz



**Mode B**  
RADIATED EMISSION TEST BELOW 1GHz



(For NFMI)  
Mode A  
RADIATED EMISSION TEST 9kHz to 30MHz





## RADIATED EMISSION TEST BELOW 1GHz

