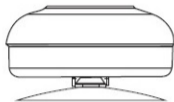


MADE IN CHINA

**WATERPROOF BLUETOOTH
SHOWER SPEAKER
Bluetooth® USER MANUAL**



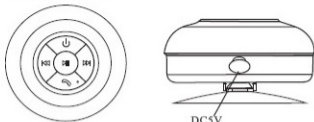
Thank you for choosing our product. We hope you will enjoy it very much.

Safety instructions

Read this manual carefully before putting the appliance into operation and keep this manual for future reference.

- Keep the device away from heat, direct sunlight and sharp edges.
- Keep the device away from flames.
- Do not insert any metal object into the device. Risk of short circuit!
- To avoid a static charge, do not use the device in an extremely dry climate.
- Do not repair the unit yourself but contact an authorised specialist.

Product Overview



This device complies with Part 15 of the FCC rules. Operation is subjected to the following two conditions:
(1) this device may not cause harmful interference, and
(2) this device must accept any interference received, including interference that may cause undesired operation.
Changes or modifications not expressly approved by the party responsible for compliance could void your authority to operate the equipment.

Accessories included

1pc USB charging cable

Charge Integrated Battery

This Bluetooth speaker is powered by integrated rechargeable lithium battery. Charge the battery as follows:

1. Insert the charging cable into the DC 5V socket on the unit. Connect the USB plug into a PC or AC /DC adaptor. The LED indicator turns red and the battery is being charged.
2. When the battery is fully charged, the red LED indicator goes out.

Pairing BTS-06 to mobile phone or other devices

To activate the Bluetooth speaker's pairing mode, press and hold the on/off button for about 6 seconds until the red LED and blue LED are flashing alternatively. Now the speaker is ready for pairing.

Tips:






Please make sure the speaker is in power off mode When trying to activate the pairing mode.

1. Turn on your mobile phone and activate the Bluetooth function.
2. Search for Bluetooth devices. BTS-06 will show up.
3. Pair your device with BTS-06. If password is needed, type in "0000". After BTS-06 is paired with your device, connect it to your device.

Tips:

Once this speaker is paired and connected to your mobile phone, next time when you switch on this speaker, it will connect to your mobile phone automatically as long as the Bluetooth in your mobile phone is on.

Button description

-  On/Off: To switch on or off the unit
-  Short press for the previous song, long press for turning down the volume.
-  Short press for the next song, long press for turning up the volume.
-  Phone: To pick up or hang up a phone call
-  Play/Pause the music




Notes & tips:

1. You can press Phone button twice quickly to redial the last phone call.

Troubleshooting

Symptoms	Causes	Solutions
Can not switch the speaker on	Battery empty	Charge the battery
Unable to pair the speaker	Speaker is already switched on, and it is not in pairing mode.	Refer to the section of "Pairing BTS-06 to mobile phone or other devices"

Technical Specifications

Bluetooth support:	2.1+EDR			
Range:	32 ft			
Transmitting frequency:	2.4G Hz			
Power supply:	DC5V/100-120mA			
Battery:	3.7V 300mAh lithium			
Charging time:	approx. 3 hours			
Operating time:	approx. 6 hour			
IP grade:	IPx4			
Unit weight:	approx. 0.1kg			