

Test Setup Photographs for the A20-MINI

1. Radiated Emissions

1.1. Configuration 1: Radiated Emissions Below 30 MHz




Photo 1




Photo 2

Radiated Emissions (continued)

1.2. Configuration 2: Radiated Emissions 30 MHz to 1 GHz




Photo 1



Photo 2

Radiated Emissions (continued)

1.3. Configuration 2: Radiated Emissions Above 1 GHz




Photo 1




Photo 2

2. Conducted Tests

2.1. Configuration 1:




Photo 1