

FRL-B10

Sync with both **iOS** and **Android**



Fitrus Light

USER GUIDE

Version 1.0

OSD
ONESOFTOIGM

Please read this **User Guide** before using the device to ensure safe and proper use.

01

FEATURES

Fitrus *Light*

Quick Power Button

You can turn both the device and Bluetooth on and off with a simple press of the button.

Heart Rate Sensor (PPG)

Place your finger on the rectangular sensor to measure **Heart Rate** and **Stress Level**.

Four Electrode Sensor

Measure Body Fat (%), Skeletal Muscle (kg), and other components using Bioelectrical Impedance Analysis (BIA).

Charging Battery

You may recharge the device using the USB to Micro 5 Pin Cable included in the package.



Accessories



USB Cable





User Guide

OSD
LIFE SYSTEM

02 HOW TO USE

 **Fitrus** Light

- 1 Download the **Fitrus** App from the  Google Play Store or  Apple App Store.



Use the QR Code and download apps on your smartphone.

<https://thefitrus.com/app/>

- 2 Register user account by inputting height, weight, gender, and age.

- 3 Connect **Fitrus Light** to smartphone via Bluetooth by pressing Quick Power Button.



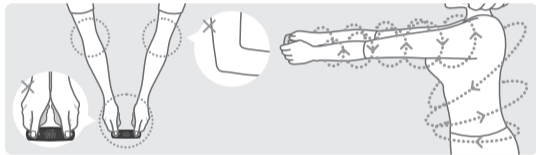
- 4 Measure your health by pressing **Start** on your **Fitrus** App.



You can find more information in the web manual using the **QR Code**.

<http://manual.onesoftdigm.com>

Body Composition



Lightly pinch the 4 electrodes with both of your thumbs and index fingers to measure Body Fat (%), Skeletal Muscle (kg), Basal Metabolic Rate, and Body water. Stretch your arms and make sure the left and right hands do not touch each other.

Heart Rate & Stress Index



Place your finger on the rectangular sensor to measure **Heart Rate** and **Stress Level**.

04

FREQUENTLY ASKED QUESTIONS (FAQ)



- Q Should I charge **Fitrus A** when I first get it?
- A It may buffer and send the product, but it may cause battery loss during delivery; it is recommended to buffer and use it after receiving the product.
- Q Can anyone else measure it?
- A Use Measuring guest function.

- Q What versions of the phone are compatible with **Fitrus Light**?
- A **Fitrus Light** is compatible with Android 5.0 or above, and iOS 9.0 or above; however, some Androids and iPads will not be compatible.
- Q Does **Fitrus App** offer different languages?
- A **Fitrus App** offers Korea, Japan, and English. We are in a process of offering more language options.

- Q How can you sync your activity level from the **Fitrus App**?
- A Top left bar > Settings > Sync > choose between Health App, **Fitrus Light**, and All Step.
- Q How to reset **Fitrus Light**?
- A Press Quick Power Button for 5 seconds.



Please check our **QR Code** for more information.



WARNING



- › **Fitrus Light** is not a medical device and should not be used for diagnostics or treatment.
- › Do not use this device if you are dependent on any biometric devices, such as a cardiac regulator, medical ECG, mechanical heart, or heart-lung machine.
- › The electric current (under 150 μ A of 50 kHz) is too low for anyone to sense or be affected by it.
If you do experience any sensations or symptoms, immediately cease its operation.
- › Do not use **Fitrus A** to measure your body composition during pregnancy or menstruation.
There will be discrepancies.

- › Please be aware that **Fitrus Light** may not provide accurate readings if the person is under the age of 13, extremely obese or severely underweight.

Precaution

- › Make sure to remove any nearby devices that can cause wireless interference. These sources can cause slower performance or disconnection from **Fitrus Light** and may also interfere with the Bioelectrical Impedance Analysis(BIA), resulting in inaccurate readings.
- › Do not eat or dismantle the battery.
Keep out of children's reach.
- › You must follow local regulations when disposing of the device or any of its components and accessories.



WARRANTY



› If you are experiencing a problem using **Fitrus Light**, please contact the OSD team.

✉ osd.sale@onesoftdigm.com

-
- › Within the one-year warranty period, if any malfunction transpires under normal use, as established by the manual, the affected components of the product will be exchanged free of charge.
 - › Past the one-year mark of the initial purchase, you will be responsible for the cost of any exchanges.
 - › In principle, the components will be exchanged with those of the same color and model.
 - › The customer may be responsible for the shipping costs.
 - › In the following cases, the service fee may be charged even during the warranty period.
 - Malfunctions or damages of any disassembled or modified devices.
 - Damages caused by water & liquid or any weather conditions.

Fitrus Light

Device Name Fitrus Light

Model Number FRL-B10

Trade Name ONESOFTDIGM Co., Ltd.

Manufacturer ONESOFTDIGM Co., Ltd.

Country of Origin Republic of Korea

Production Date Marked Separately

Telephone **+82-54-279-4467**

Facsimile **+82-50-4047-8250**

E-Mail **osd.sale@onesoftdigm.com**

Homepage <http://www.onesoftdigm.com>
<http://www.thefitrus.com>



-
- › The content of the User Guide (including safety precautions) may be changed at any time without notice to Users as the specifications for Hardware, Software and Configurations are modified.
 - › Some of the images which appear in this User Guide may differ from those on your product.