

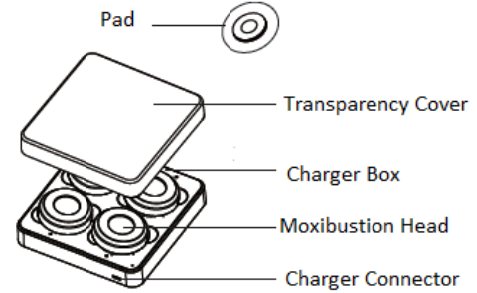
Unlimited Moxibustion User Manual



Unlimited Moxibustion

Main Units

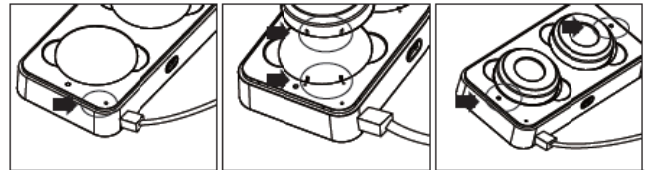
i9-4 Unlimited Moxibustion is composed of Charger Box, Moxibustion Head, Pad.



Noted: When you charge it, you need power adapter, any power adapter which meet electricity input: AC100-249V,50/60Hz, electricity output: DC5V,2.1A, the output line should be USB connector.



Usage Method Charging

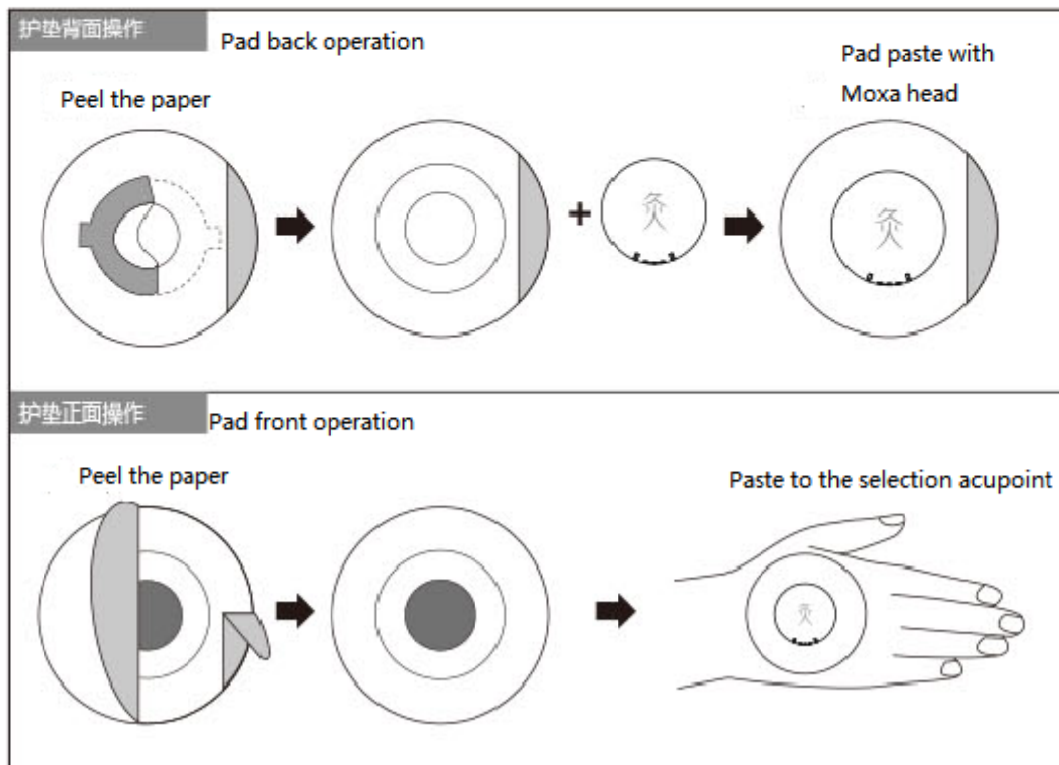
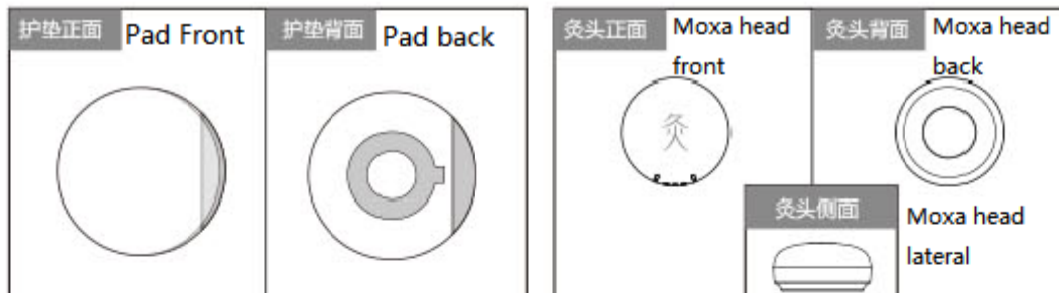


1. Red light bright means connected charger box
2. Red light unbright means disconnect charger box

Moxibustion head put into the groove of charger box

1. Red light bright means in charging
2. Green light bright, manes full battery

Paste Pad aligned with Moxibustion Head

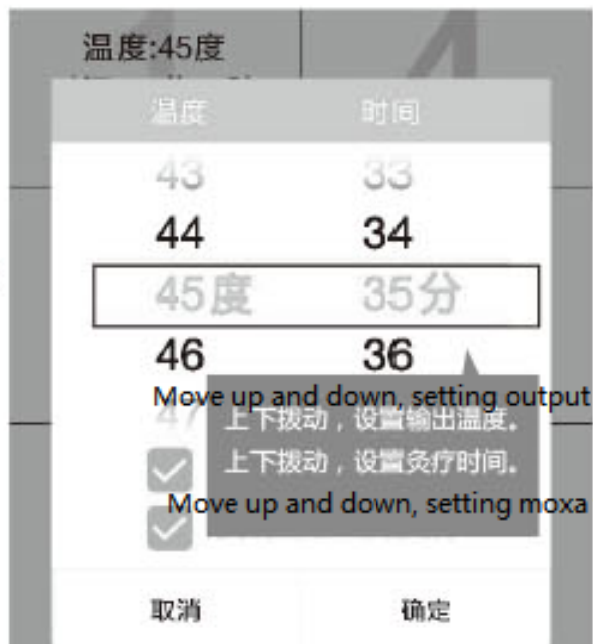
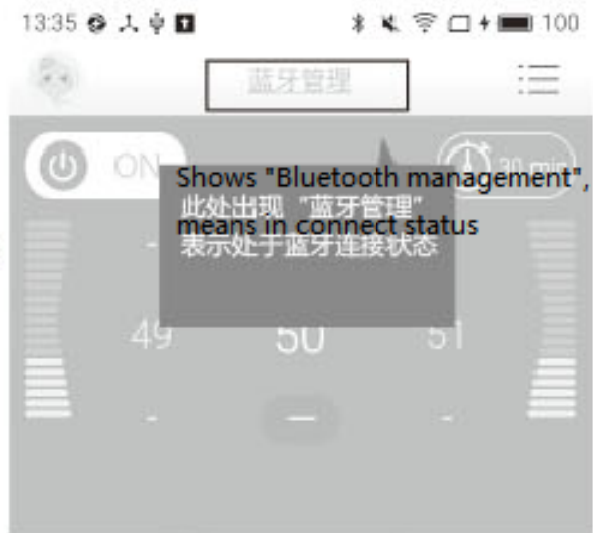


Bluetooth Operation

1. Open your cellphone Bluetooth.
2. Get the moxibustion head from the charging box, if your hands feel a little shake during take out the moxibustion head, that means the bluetooth of moxibustion head is started.
3. Open Dr. Moxi APP, enter into the moxibustion health module, agreed to open the bluetooth system.
4. The distance of your cellphone and moxibustion head should be beyond 3 meters, APP system can automatically connect moxibustion.
5. After successful connect, the APP interface will show the connection signal status.

Noted: If you haven't press agree button in your APP Bluetooth system, you need to open Bluetooth in your cellphone setting system, or your cellphone will disconnect moxibustion head.

Bluetooth Operation



Move up and down, setting output temperature

Move up and down, setting moxa time

Warm Prompt

- When Moxibustion head is working, the temperature is very higher, it's forbidden to use it without pad! And forbidden to touch!
- During the treatment, the temperature varies depends on different person, during treatment should be feel comfortable, after treatment the skin has small blisters and litter burns are common sense, but prefer to no blister, no burns.
- During the treatment, the different acupoints and meridians match different heat level, so should be according to different acupoints adjust temperature in input and output respectively.
- During treatment, can't sleep, at all times observe whether moxibustion head is attached to the pad, ensure that moxibustion head is not shift or slippage, avoid to burn the skin.
- The main disadvantage of Traditional Chinese Medicine (TCM) "Indirect moxibustion" is easy to blisters, although our unlimited moxibustion has reduced the possibility of blisters, but still possible has small blisters; If blisters mishandled, may leave scars; long time treatment may cause the skin dark. Base on these two problems, please strict and think twice to use. If you are doing treatment with friends or family, please clear to inform your family and friends what will happen after treatment, and must get their agreement before doing treatment.
- If personal use Unlimited Moxibustion, we suggest under the guidance of local doctor or Dr. Moxi online doctors

The Application Range of Unlimited Moxibustion

It is a tool for user is in family or office

Unlimited Moxibustion Work Condition:

- 1) the environmental temperature: 5 °C to 40 °C
- 2) the relative humidity: ≤80%
- 3) the atmospheric pressure: 86 kPa ~ 106 kPa
- 4) charging input: DC5V, 2.1 A
- 5) moxibustion head working voltage: DC3.7 + / - 0.5 V

The Replacement of Charger Box & Moxibustion Head

Charger Box

If you need to replacement of charger box, please contact the Sale Agent or Dr. Moxi to change with After-Sales Service Department!

Moxibustion head

If you need to change Moxibustion head, please contact the Sale Agent or Dr. Moxi to change with the After-Sales Service Department!

Accessory replacement please contact: 400-966-8187

Emergency Handle Methods

1. If there is abnormal occurs when charging, please immediately pull the plug out.
2. If there is a fault cannot be solved by self, please do not remove or repair the accessories by self, to avoid the dangerous. Should immediately contact with Company assigned Sale Agent or Dr. Moxi After-Sales Service Department; Dr. Moxi contact number: 400-966-8187

3. If the power cord damage, it is prohibited to use

Repair and Maintenance

1. Pay attention to take good care of Charger Box and Moxibustion Head, don't stress the body of Unlimited Moxibustion.
2. It is strictly prohibited to remove the Charger Box and Moxibustion Head. If you have any function troubles during doing treatment, please immediately contact Dr. Moxi After-Sale Service Department.

7

The Pad Function:

- A. Hot cushion, prevent moxibustion head burns the skin;
- B. Personality pad, prevent crossing infection;
- C. If personal use Unlimited Moxibustion, suggest using the pad which has *Artemisia argyi* or moxa floss;

Doctors use Unlimited Moxibustion, should according to clinical need to filling different items, instead of traditional "indirect moxibustion". After treatment, the pads may paste too tight, so when you remove pads should be gentle and soft to avoid hurt the skin

Used pads

Pad is a one-time consume, used pads is according to "Medical Administration Waste Management Regulations"

Warning

Yellow, Metamorphism, polluted pads forbidden to use in Moxibustion
Forbidden to use moxibustion without pads! Forbidden use empty pads!

Adverse Reactions and Process:

Unlimited Moxibustion is instead of Traditional Chinese Moxibustion and "warm moxibustion", is a new type of apparatus, the main disadvantage of traditional indirect moxibustion easy get blisters, but Unlimited Moxibustion reduce the blisters, but it may still have small blisters during treatment. For the blisters, if we handle improper, it may leave scars in our skin. If you use Unlimited Moxibustion has blisters, or burns a little, please follow "blister handle methods"

6

9. For the first time treatment, adult temperature should be not more than 45 °C, time should be not more than 30 minutes, and children, the skin delicate, diabetes, peripheral nerve damage, and heat insensitive, the temperature should be not more than 40 °C, time should be not more than 20 minutes, and closely observe during the treatment, adjust the output temperature in timely.
10. If there is accidentally blisters after treatment, please don't be nervous follow the "blister handle method" or ask our CS service department; during the blisters healing, you will feel a slight itch, please don't scratch it.
11. If you use mobilephone, tablets etc mobile terminal operation, those devices can't leave the operation interface, can't leave Bluetooth signal range, so that if you feel temperature is high, you can adjust temperature output in timely.
12. During the treatment, the body or limbs can't press on the moxibustion head, and moxibustion head can't cover the heavy weight things; preventing moxibustion head and skin touch too tight to make the skin temperature too high and cause blisters.
13. Medical pads and skin may paste too tight, so when you remove pads, please be careful and gentle to avoid hurt the skin. Especially pay attention for Children, women, the people who are delicate skin!
14. When you removed the moxibustion head, please put moxibustion stay away from flammable items to avoid accidents.
15. Moxibustion Head is strictly prohibited soaking, in case the PCBA short-circuit caused an accident.

* specific detail notes and warning please download from the website

[Http://www.judaifu.com/](http://www.judaifu.com/)



Scan and Download software

9

Performance Details Parameter

Power Adapter (Selection Choice, not include)	Plug in: 100-240 VAC, 50/60Hz Plug out: DC5V, 2.1A	Weight	i9: 258.4 (include Charger Box and Moxibustion Head)
Input power:	i9-4:30VA	Security Type	No.II BF application type
Charger Box Size	i9-4: 120x120x31.9mm	Time Adjustment Range	within 0-70 minutes can continuous adjust
Moxibustion Size	43 8(diameter)x21.5 (height)mm	Temperature Adjustable Range	38-56 °C(+/-3°C)

Special Instructions for Family Security Usage

1. This apparatus is instead of traditional moxibustion and warm moxibustion, can't instead of drugs.
2. Advice when you use Unlimited Moxibustion please under the guidance of local doctor and Dr. Moxi online doctor.
3. When your symptom is still not remission after treatment, please immediately visit doctor.
4. Please read product manuals carefully before using Unlimited Moxibustion, and strictly comply with the instruction of the "contraindication", "notes", "warning".
5. If anyone who has cardiac pacemaker, stent, and metal inside body, Must be guided by local doctors.
6. 53 °C ~ 56 °C is the high temperature area, please be careful to use.
7. Not recommend pregnant women and children under five years old to use.
8. It is forbidden for Children play and operate, especially not to touch heating surface of Moxibustion head.

8

Health Start From Here...

Manufacturer: Zhongshan Jiaxun Medical Instrument Company Limited

Product name: i9-4

Specification: 4 channel

Usage period: 3 years

Manufacturer address: Third floor Second Building No. 16 Kangdong Fifth Road, Henglan Town, Zhongshan City, China

Contact Number: 0755-86207891

Franchisee: Shenzhen Dr. Moxibustion Medical Science & Technology Company Limited

Franchisee address: No. 1206 Jinqi Zhigu Building, Liuxian Road, Nanshan District, Shenzhen City, China

Website: www.jiudaifu.com

After-sale Contact Number: 400-966-8187

Compiled date: November 2016

FCC Warning Statement

Changes or modifications not expressly approved by the party responsible for compliance could void the user's authority to operate the apparatus. This apparatus has been tested and found to comply with the limits for a Class B digital device, pursuant to Part 15 of the FCC Rules. These limits are designed to provide reasonable protection against harmful interference in a residential installation. This apparatus generates uses and can radiate radio frequency energy and, if not installed and used in accordance with the instructions, may cause harmful interference to radio communications. However, there is no guarantee that interference will not occur in a particular installation. If this apparatus does cause harmful interference to radio or television reception, which can be determined by turning the apparatus off and on, the user is encouraged to try to correct the interference by one or more of the following measures:

- Reorient or relocate the receiving antenna.
- Increase the separation between the equipment and receiver.
- Connect the equipment into an outlet on a circuit different from that to which the receiver is connected.
- Consult the dealer or an experienced Moxibustion technical doctor for help.