

Annex A.7. Field Strength of Spurious Radiation

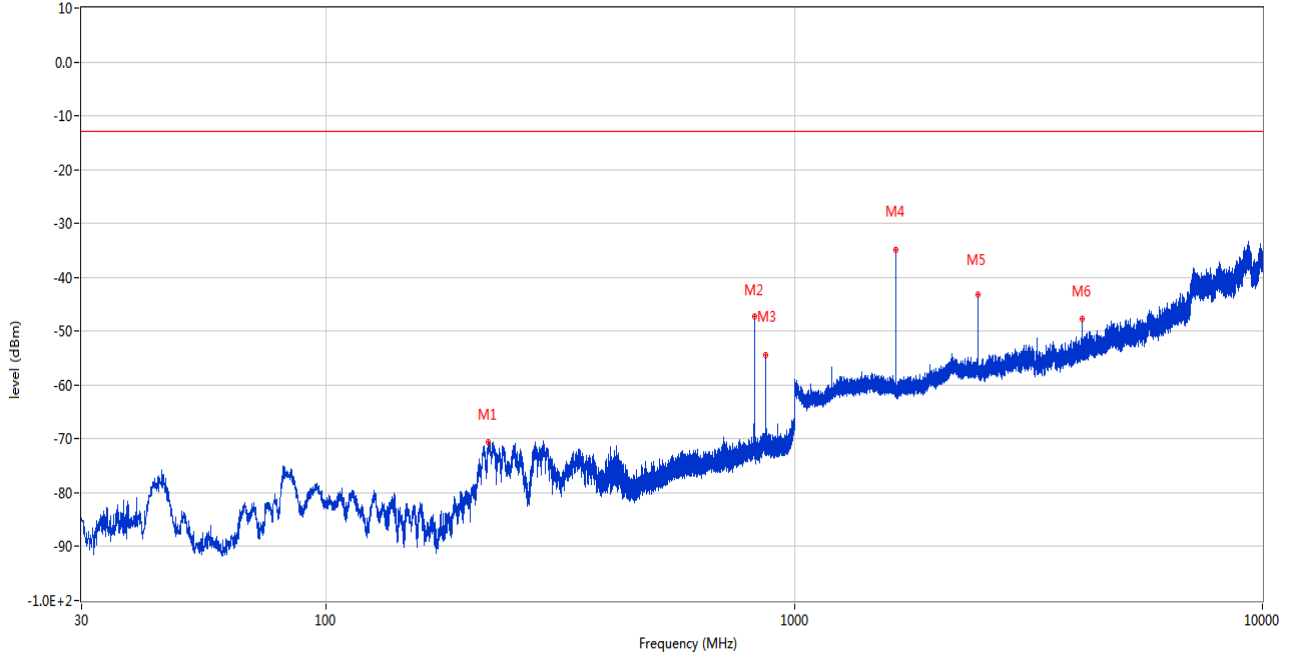
GPRS

1 GPRS 850

1.1 GPRS 850 Low Channel

RSE-H&V GPRS 850 CH128

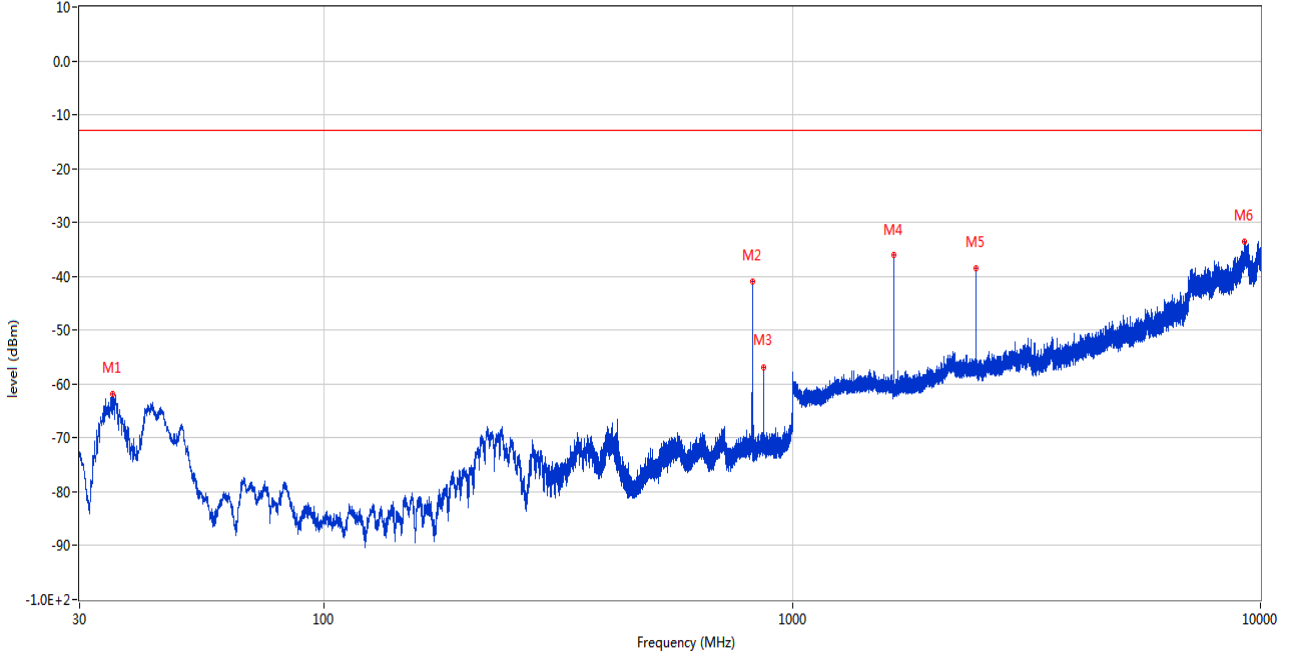
RSE Test case_FCC PART22&24&27_FCC PART 22_850_GSM 850&CDMA BC0&WCDMA B5<E B5&26



Frequency (MHz)	Result (dBm)	Factor (dB)	PK Limit (dBm)	Over Limit (dB)	Table (o)	ANT	EUT	Verdict
221.818	-70.58	-14.88	-13.0	-57.58	137.00	Horizontal	Vertical	Pass
824.284	-47.26	-1.52	-13.0	-34.26	329.00	Horizontal	Vertical	N/A
869.244	-54.43	-1.22	-13.0	-41.43	77.00	Horizontal	Vertical	N/A
1648.200	-34.94	-3.95	-13.0	-21.94	321.00	Horizontal	Vertical	Pass
2472.300	-43.25	0.93	-13.0	-30.25	0.00	Horizontal	Vertical	Pass
4121.000	-47.73	5.74	-13.0	-34.73	319.00	Horizontal	Vertical	Pass

RSE-V&V GPRS 850 CH128

RSE Test case_FCC PART22&24&27_FCC PART 22_850_GSM 850&CDMA BC0&WCDMA B5<E B5&26

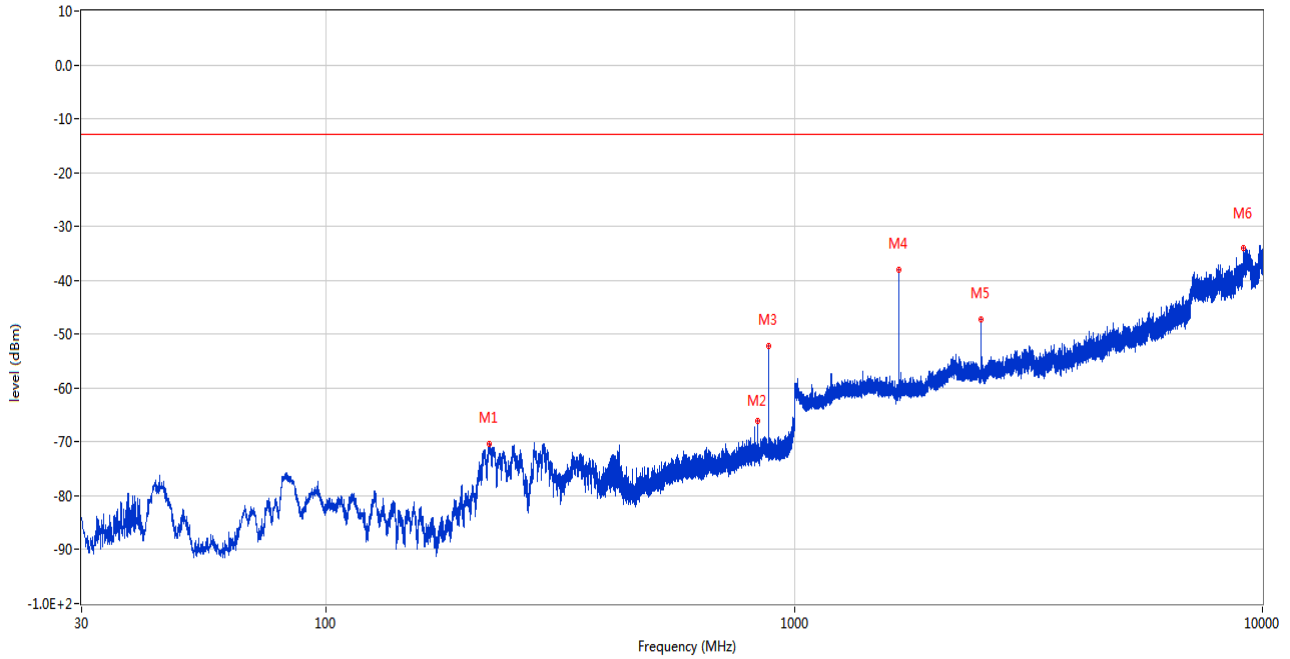


Frequency (MHz)	Result (dBm)	Factor (dB)	PK Limit (dBm)	Over Limit (dB)	Table (o)	ANT	EUT	Verdict
35.238	-61.84	-18.87	-13.0	-48.84	184.00	Vertical	Vertical	Pass
824.236	-40.94	-1.52	-13.0	-27.94	127.00	Vertical	Vertical	N/A
869.147	-56.82	-1.22	-13.0	-43.82	82.00	Vertical	Vertical	N/A
1648.500	-36.12	-3.93	-13.0	-23.12	54.00	Vertical	Vertical	Pass
2472.600	-38.44	0.94	-13.0	-25.44	167.00	Vertical	Vertical	Pass
9259.150	-33.63	36.12	-13.0	-20.63	195.00	Vertical	Vertical	Pass

1.2 GPRS 850 Middle Channel

RSE-H&V GPRS 850 CH190

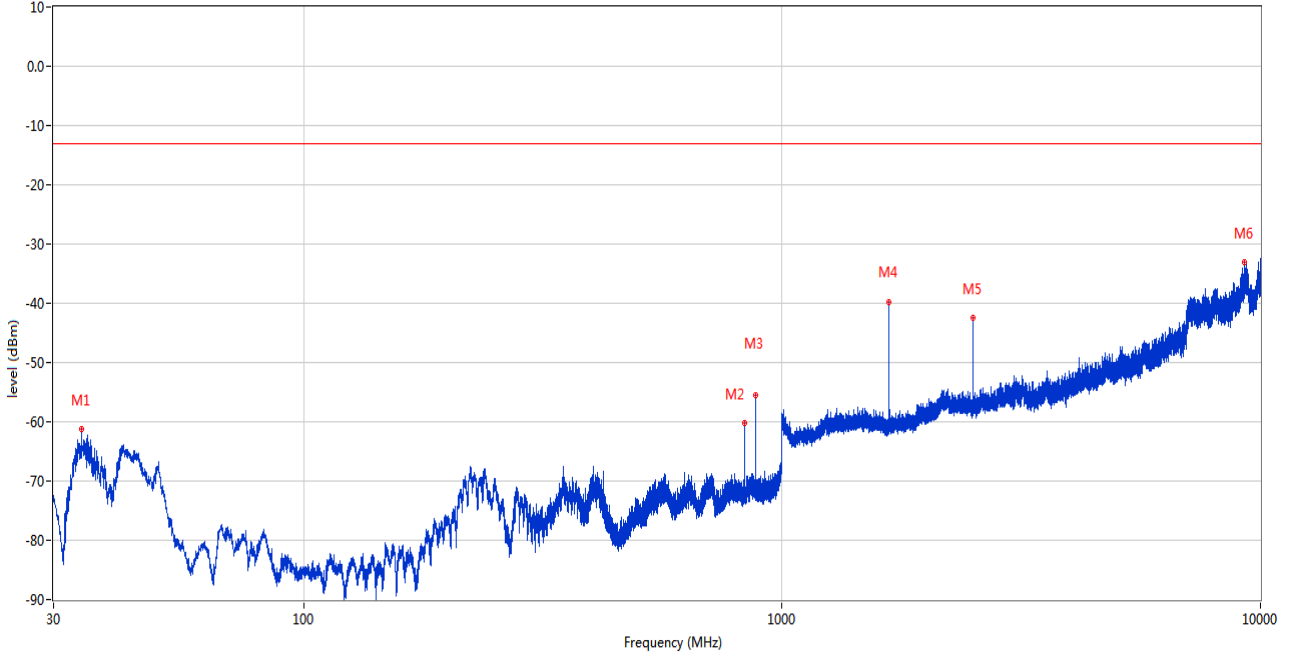
RSE Test case_FCC PART22&24&27_FCC PART 22_850_GSM 850&CDMA BC0&WCDMA B5<E B5&26



Frequency (MHz)	Result (dBm)	Factor (dB)	PK Limit (dBm)	Over Limit (dB)	Table (o)	ANT	EUT	Verdict
223.030	-70.37	-15.05	-13.0	-57.37	131.00	Horizontal	Vertical	Pass
836.555	-66.03	-1.33	-13.0	-53.03	131.00	Horizontal	Vertical	N/A
881.660	-52.15	-1.27	-13.0	-39.15	89.00	Horizontal	Vertical	N/A
1673.000	-38.13	-3.65	-13.0	-25.13	317.00	Horizontal	Vertical	Pass
2509.500	-47.25	1.24	-13.0	-34.25	33.00	Horizontal	Vertical	Pass
9097.300	-34.09	35.26	-13.0	-21.09	194.00	Horizontal	Vertical	Pass

RSE-V&V GPRS 850 CH190

RSE Test case_FCC PART22&24&27_FCC PART 22_850_GSM 850&CDMA BC0&WCDMA B5<E B5&26

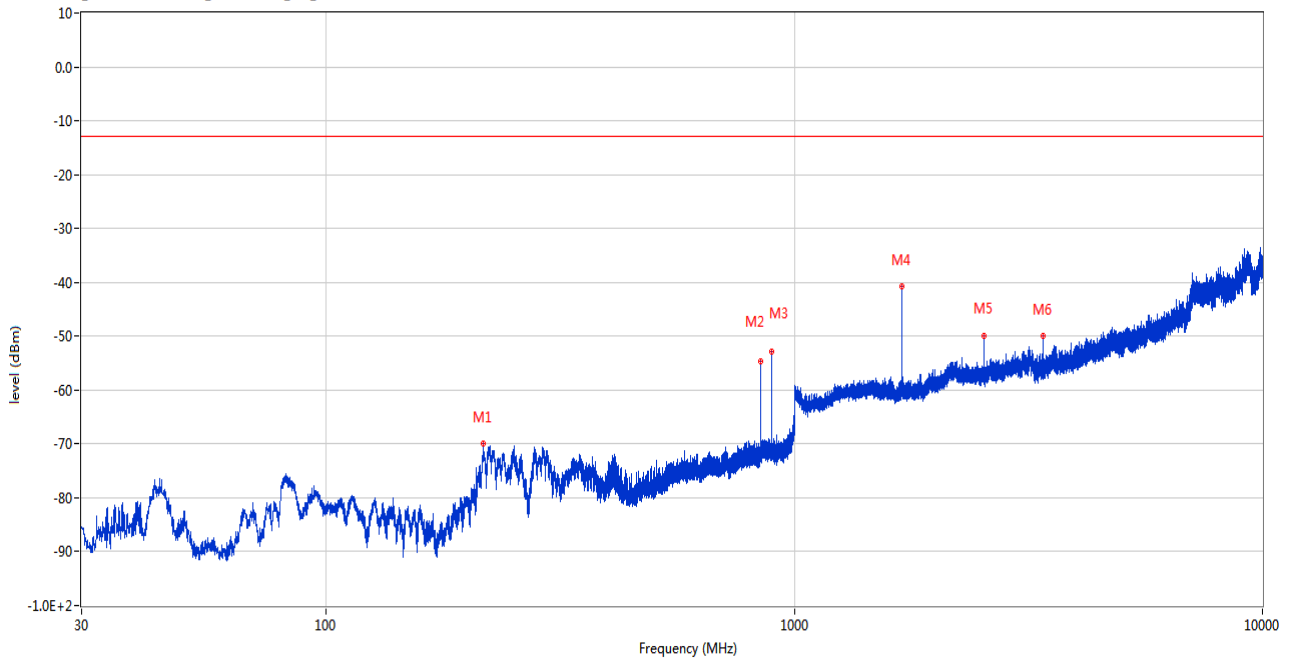


Frequency (MHz)	Result (dBm)	Factor (dB)	PK Limit (dBm)	Over Limit (dB)	Table (o)	ANT	EUT	Verdict
34.316	-61.30	-18.96	-13.0	-48.30	217.00	Vertical	Vertical	Pass
836.555	-60.13	-1.33	-13.0	-47.13	124.00	Vertical	Vertical	N/A
881.612	-55.48	-1.28	-13.0	-42.48	206.00	Vertical	Vertical	N/A
1673.100	-39.73	-3.65	-13.0	-26.73	94.00	Vertical	Vertical	Pass
2509.500	-42.53	1.24	-13.0	-29.53	117.00	Vertical	Vertical	Pass
9252.700	-33.03	35.76	-13.0	-20.03	266.00	Vertical	Vertical	Pass

1.3 GPRS 850 High Channel

RSE-H&V GPRS 850 CH251

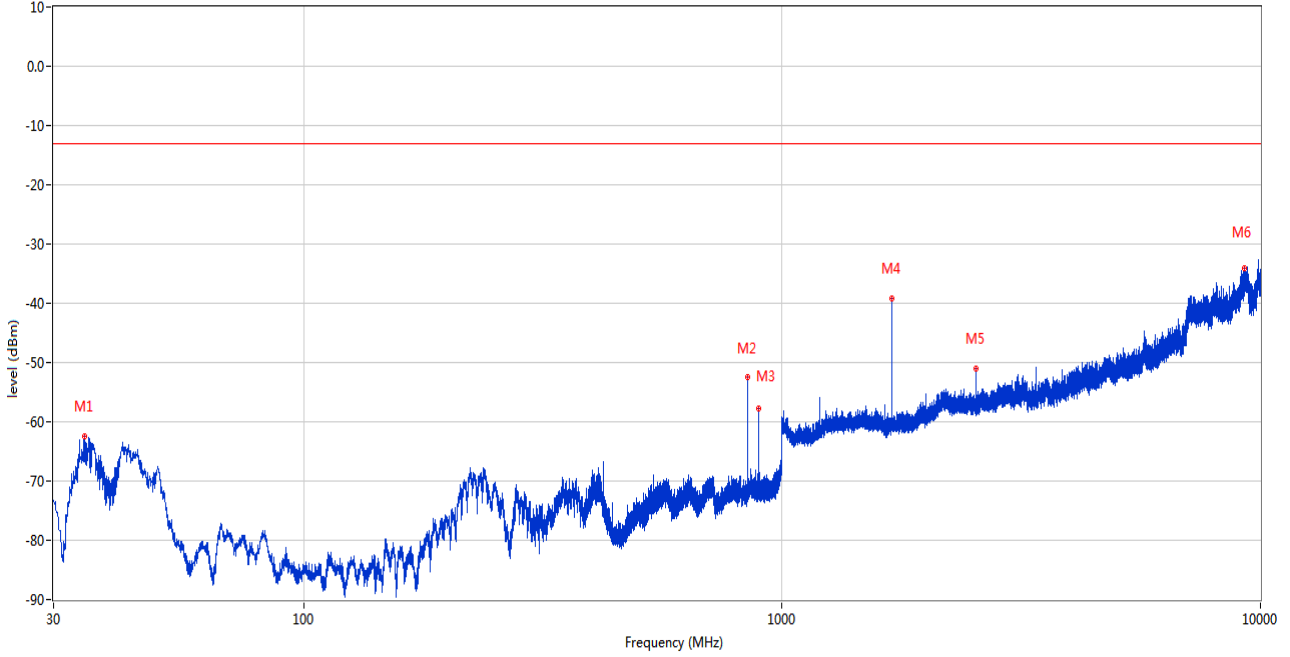
RSE Test case_FCC PART22&24&27_FCC PART 22_850_GSM 850&CDMA BC0&WCDMA B5<E B5&26



Frequency (MHz)	Result (dBm)	Factor (dB)	PK Limit (dBm)	Over Limit (dB)	Table (o)	ANT	EUT	Verdict
216.774	-69.85	-15.18	-13.0	-56.85	117.00	Horizontal	Vertical	Pass
848.729	-54.56	-0.94	-13.0	-41.56	314.00	Horizontal	Vertical	N/A
893.737	-52.87	-1.31	-13.0	-39.87	91.00	Horizontal	Vertical	N/A
1697.600	-40.83	-3.32	-13.0	-27.83	221.00	Horizontal	Vertical	Pass
2546.200	-49.86	0.37	-13.0	-36.86	221.00	Horizontal	Vertical	Pass
3395.200	-50.01	3.25	-13.0	-37.01	166.00	Horizontal	Vertical	Pass

RSE-V&V GPRS 850 CH251

RSE Test case_FCC PART22&24&27_FCC PART 22_850_GSM 850&CDMA BC0&WCDMA B5<E B5&26



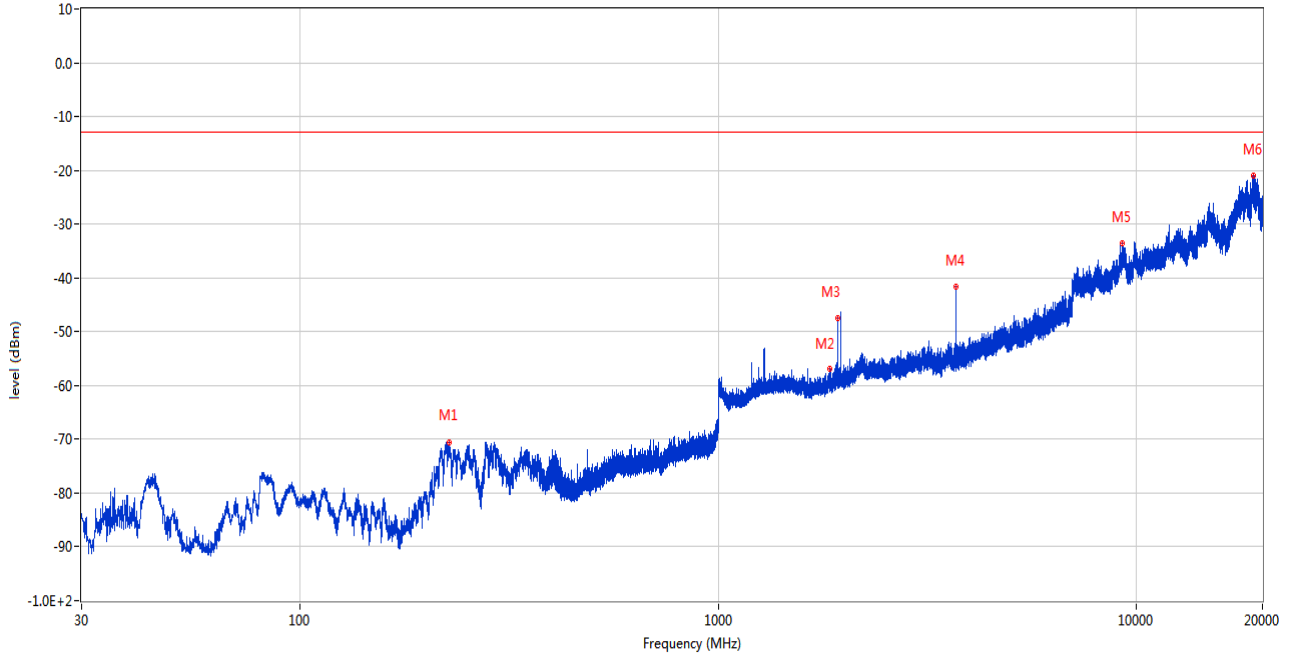
Frequency (MHz)	Result (dBm)	Factor (dB)	PK Limit (dBm)	Over Limit (dB)	Table (o)	ANT	EUT	Verdict
34.753	-62.36	-18.92	-13.0	-49.36	193.00	Vertical	Vertical	Pass
848.729	-52.46	-0.94	-13.0	-39.46	64.00	Vertical	Vertical	N/A
893.737	-57.76	-1.31	-13.0	-44.76	82.00	Vertical	Vertical	N/A
1697.500	-39.12	-3.33	-13.0	-26.12	328.00	Vertical	Vertical	Pass
2546.400	-50.98	0.35	-13.0	-37.98	60.00	Vertical	Vertical	Pass
9269.200	-34.11	36.14	-13.0	-21.11	29.00	Vertical	Vertical	Pass

2 GPRS 1900

2.1 GPRS 1900 Low Channel

RSE-H&V GPRS 1900 CH512

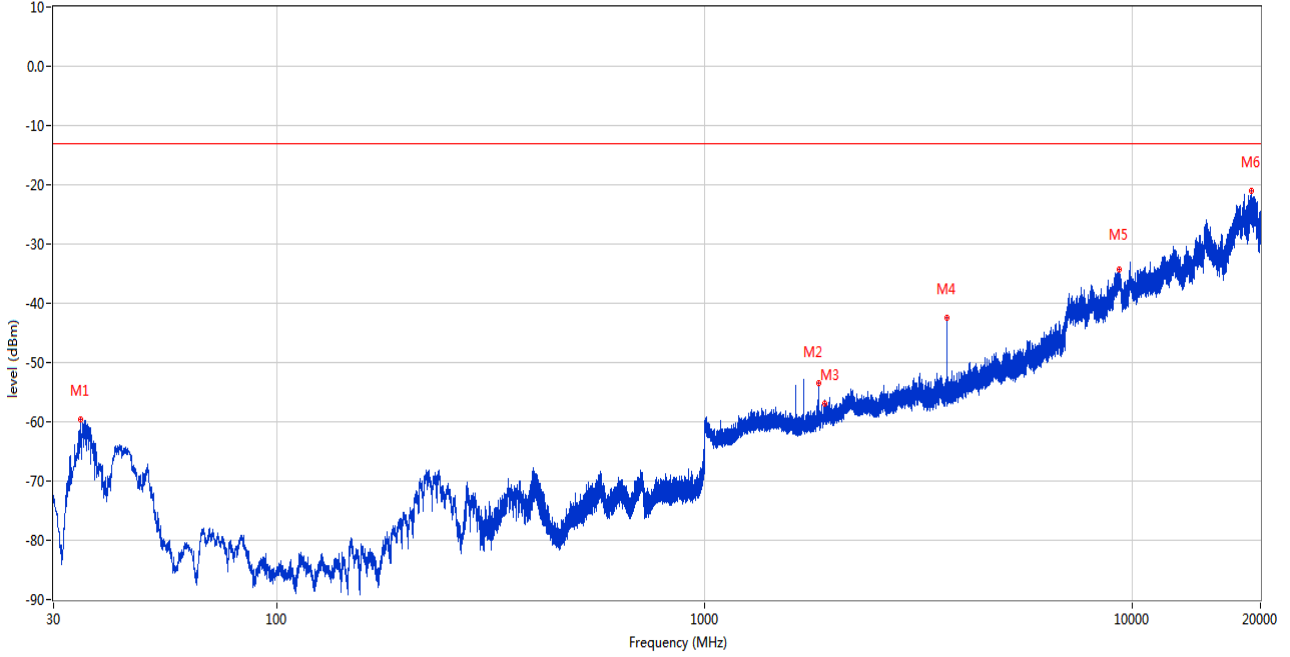
RSE Test case_FCC PART22&24&27_FCC PART 24_1900_GSM 1900&WCDMA B2&CDMA BC1<E B2&25



Frequency (MHz)	Result (dBm)	Factor (dB)	PK Limit (dBm)	Over Limit (dB)	Table (o)	ANT	EUT	Verdict
227.492	-70.63	-15.20	-13.0	-57.63	150.00	Horizontal	Vertical	Pass
1850.500	-56.88	-1.29	-13.0	-43.88	40.00	Horizontal	Vertical	N/A
1930.100	-47.48	-1.83	-13.0	-34.48	138.00	Horizontal	Vertical	N/A
3700.400	-41.62	4.38	-13.0	-28.62	264.00	Horizontal	Vertical	Pass
9259.175	-33.54	36.12	-13.0	-20.54	358.00	Horizontal	Vertical	Pass
19077.075	-20.98	44.77	-13.0	-7.98	78.00	Horizontal	Vertical	Pass

RSE-V&V GPRS 1900 CH512

RSE Test case_FCC PART22&24&27_FCC PART 24_1900_GSM 1900&WCDMA B2&CDMA BC1<E B2&25

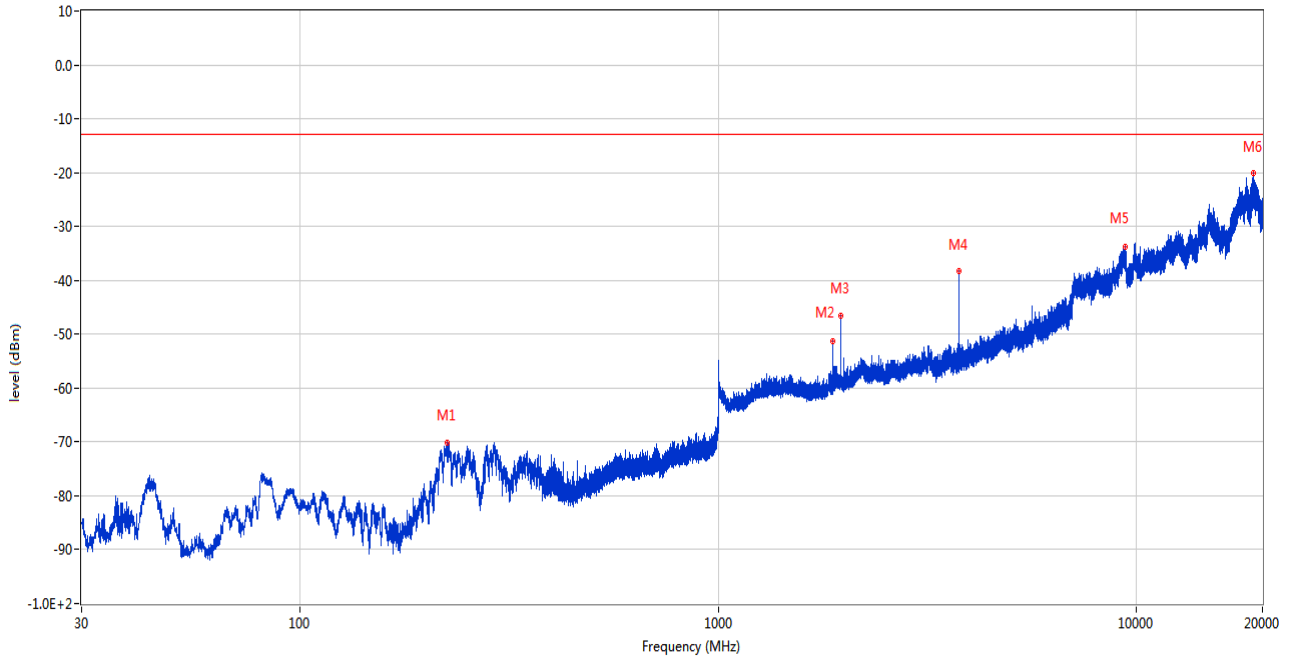


Frequency (MHz)	Result (dBm)	Factor (dB)	PK Limit (dBm)	Over Limit (dB)	Table (o)	ANT	EUT	Verdict
34.705	-59.66	-19.08	-13.0	-46.66	234.00	Vertical	Vertical	Pass
1850.300	-53.53	-1.29	-13.0	-40.53	213.00	Vertical	Vertical	N/A
1915.300	-56.84	-0.18	-13.0	-43.84	213.00	Vertical	Vertical	Pass
3700.200	-42.46	4.40	-13.0	-29.46	248.00	Vertical	Vertical	Pass
9321.850	-34.25	35.88	-13.0	-21.25	274.00	Vertical	Vertical	Pass
19058.588	-21.11	44.65	-13.0	-8.11	73.00	Vertical	Vertical	Pass

2.2 GPRS 1900 Middle Channel

RSE-H&V GPRS 1900 CH661

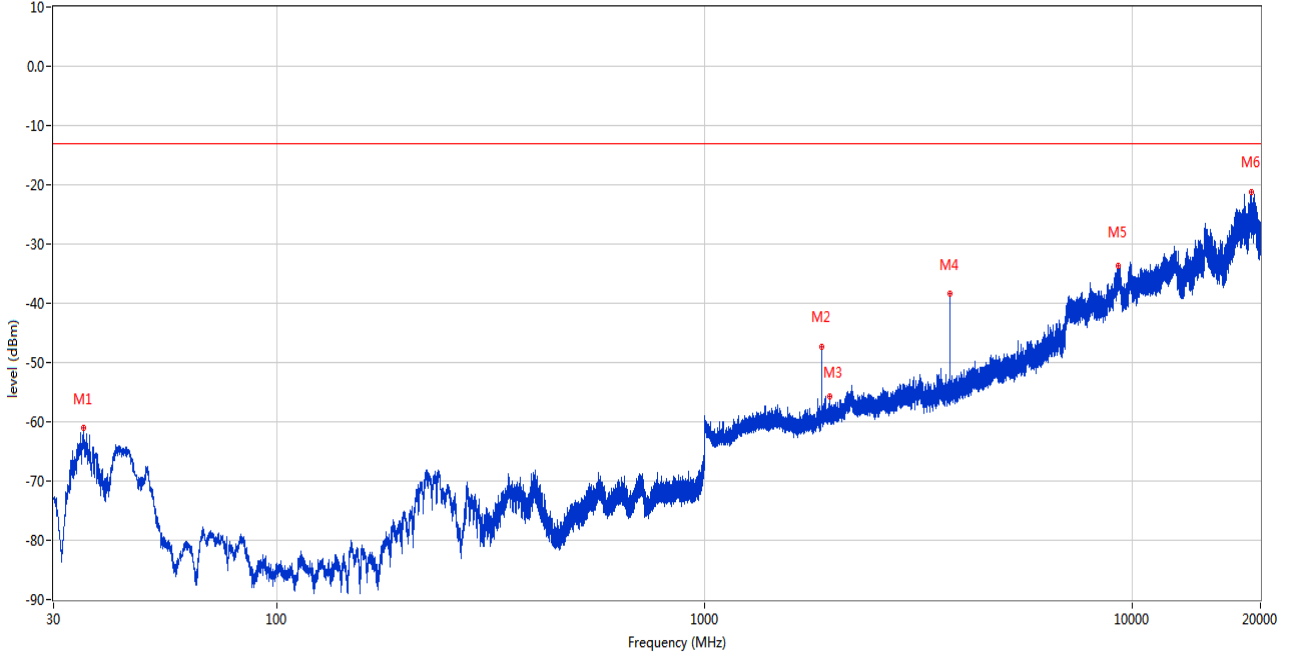
RSE Test case_FCC PART22&24&27_FCC PART 24_1900_GSM 1900&WCDMA B2&CDMA BC1<E B2&25



Frequency (MHz)	Result (dBm)	Factor (dB)	PK Limit (dBm)	Over Limit (dB)	Table (o)	ANT	EUT	Verdict
224.000	-70.04	-15.01	-13.0	-57.04	109.00	Horizontal	Vertical	Pass
1880.000	-51.36	-1.00	-13.0	-38.36	20.00	Horizontal	Vertical	N/A
1959.900	-46.47	-1.11	-13.0	-33.47	132.00	Horizontal	Vertical	N/A
3759.800	-38.33	4.95	-13.0	-25.33	360.00	Horizontal	Vertical	Pass
9371.300	-33.84	36.03	-13.0	-20.84	183.00	Horizontal	Vertical	Pass
19058.950	-20.12	44.69	-13.0	-7.12	27.00	Horizontal	Vertical	Pass

RSE-V&V GPRS 1900 CH661

RSE Test case_FCC PART22&24&27_FCC PART 24_1900_GSM 1900&WCDMA B2&CDMA BC1<E B2&25

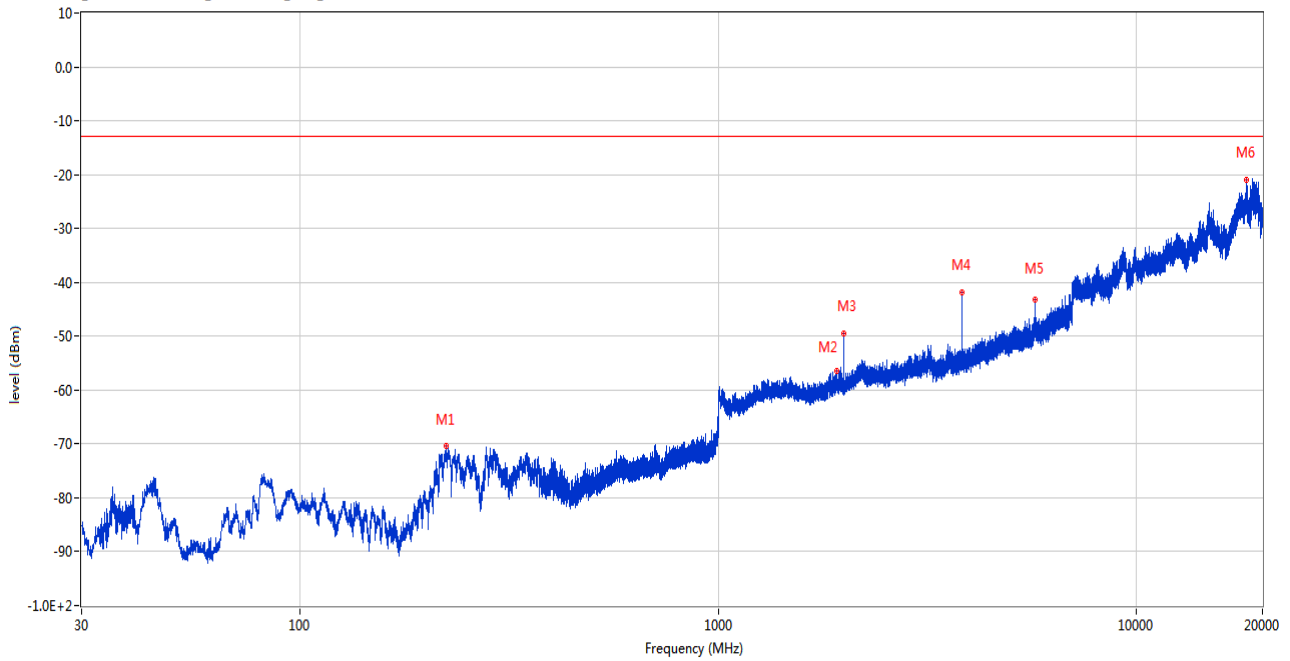


Frequency (MHz)	Result (dBm)	Factor (dB)	PK Limit (dBm)	Over Limit (dB)	Table (o)	ANT	EUT	Verdict
35.335	-61.02	-19.01	-13.0	-48.02	253.00	Vertical	Vertical	Pass
1880.100	-47.38	-1.00	-13.0	-34.38	210.00	Vertical	Vertical	N/A
1960.400	-55.68	-1.17	-13.0	-42.68	268.00	Vertical	Vertical	N/A
3760.000	-38.47	4.98	-13.0	-25.47	237.00	Vertical	Vertical	Pass
9278.437	-33.77	36.11	-13.0	-20.77	69.00	Vertical	Vertical	Pass
19058.225	-21.32	44.62	-13.0	-8.32	53.00	Vertical	Vertical	Pass

2.3 GPRS 1900 High Channel

RSE-H&V GPRS 1900 CH810

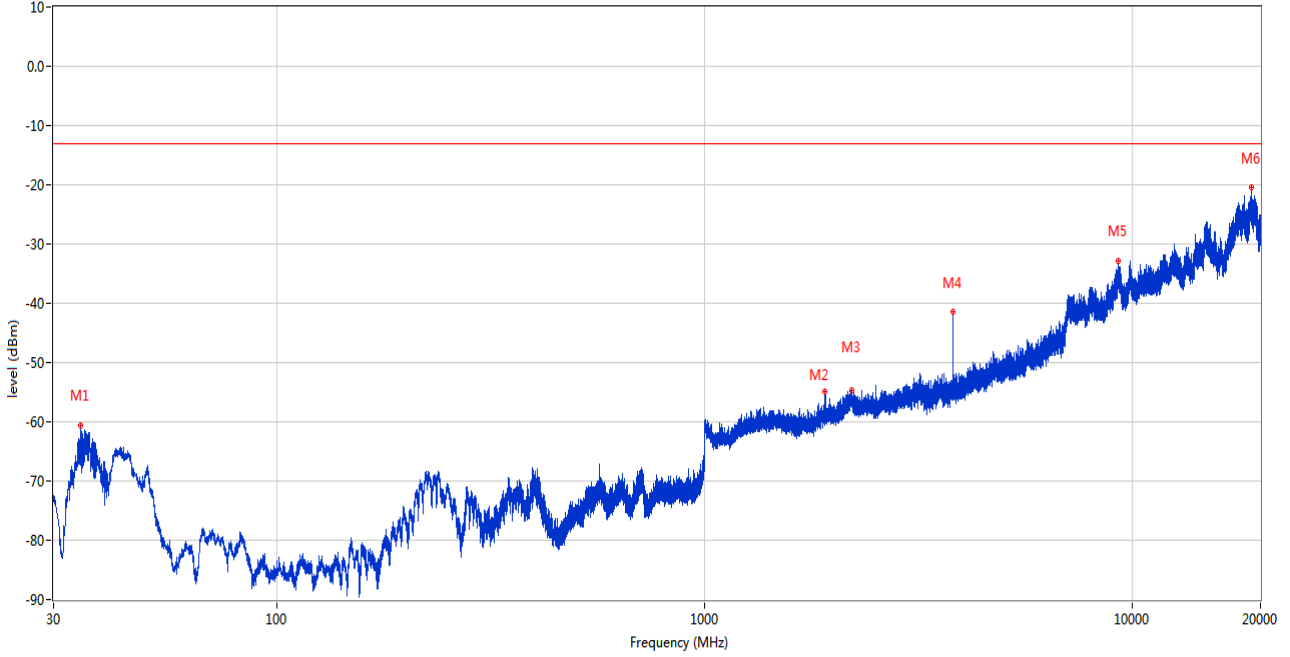
RSE Test case_FCC PART22&24&27_FCC PART 24_1900_GSM 1900&WCDMA B2&CDMA BC1<E B2&25



Frequency (MHz)	Result (dBm)	Factor (dB)	PK Limit (dBm)	Over Limit (dB)	Table (o)	ANT	EUT	Verdict
223.176	-70.31	-15.04	-13.0	-57.31	140.00	Horizontal	Vertical	Pass
1916.000	-56.49	-0.15	-13.0	-43.49	16.00	Horizontal	Vertical	N/A
1989.700	-49.51	-1.90	-13.0	-36.51	248.00	Horizontal	Vertical	N/A
3819.400	-41.80	5.17	-13.0	-28.80	360.00	Horizontal	Vertical	Pass
5729.000	-43.23	11.82	-13.0	-30.23	331.00	Horizontal	Vertical	Pass
18357.150	-20.91	44.30	-13.0	-7.91	235.00	Horizontal	Vertical	Pass

RSE-V&V GPRS 1900 CH810

RSE Test case_FCC PART22&24&27_FCC PART 24_1900_GSM 1900&WCDMA B2&CDMA BC1<E B2&25



Frequency (MHz)	Result (dBm)	Factor (dB)	PK Limit (dBm)	Over Limit (dB)	Table (o)	ANT	EUT	Verdict
34.705	-60.55	-19.08	-13.0	-47.55	274.00	Vertical	Vertical	Pass
1915.100	-54.99	-0.19	-13.0	-41.99	351.00	Vertical	Vertical	N/A
2209.700	-54.75	1.72	-13.0	-41.75	136.00	Vertical	Vertical	N/A
3819.600	-41.51	5.17	-13.0	-28.51	307.00	Vertical	Vertical	Pass
9297.988	-32.91	35.99	-13.0	-19.91	235.00	Vertical	Vertical	Pass
19061.125	-20.32	44.79	-13.0	-7.32	116.00	Vertical	Vertical	Pass

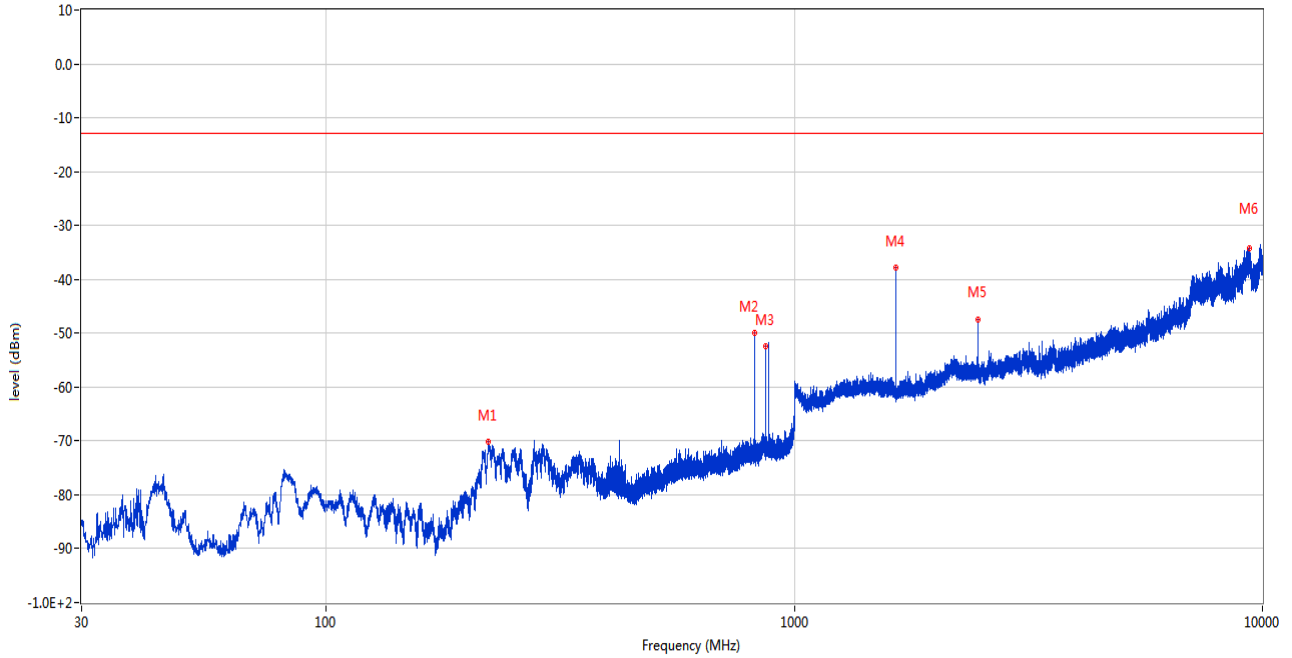
EGPRS

3 EGPRS 850

3.1 EGPRS 850 Low Channel

RSE-H&V EGPRS 850 CH128

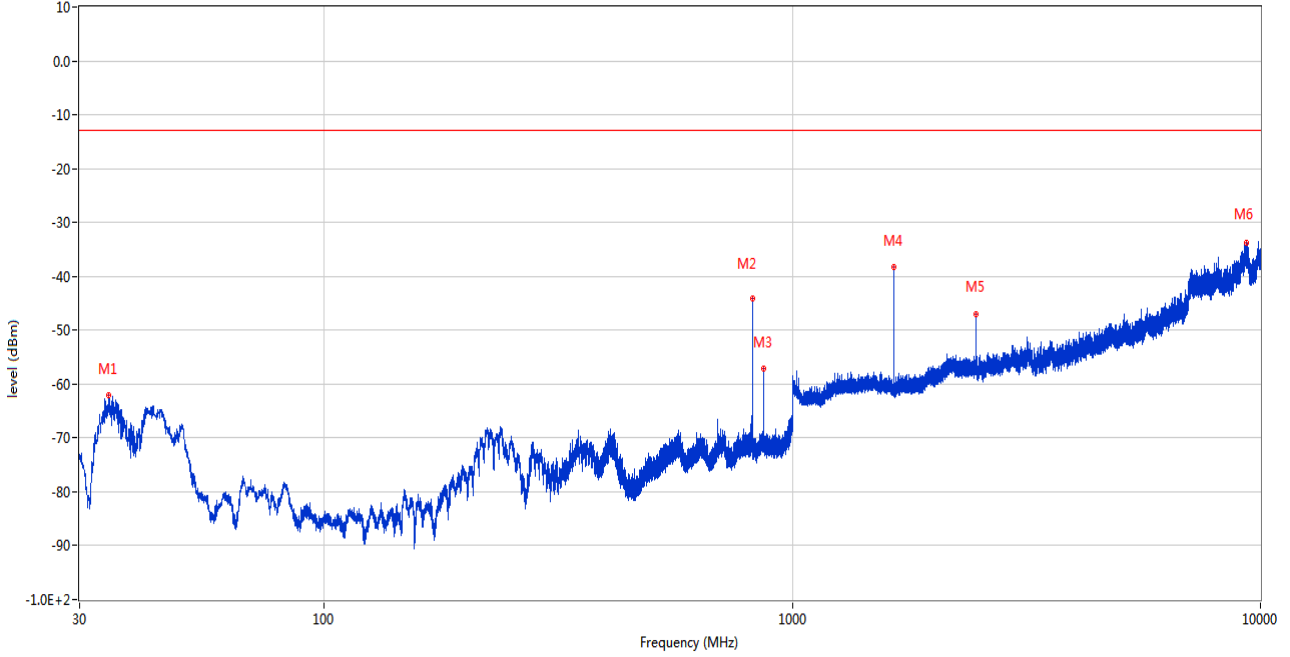
RSE Test case_FCC PART22&24&27_FCC PART 22_850_GSM 850&CDMA BC0&WCDMA B5<E B5&26



Frequency (MHz)	Result (dBm)	Factor (dB)	PK Limit (dBm)	Over Limit (dB)	Table (o)	ANT	EUT	Verdict
222.109	-70.18	-14.92	-13.0	-57.18	134.00	Horizontal	Vertical	Pass
824.236	-49.96	-1.52	-13.0	-36.96	9.00	Horizontal	Vertical	N/A
869.244	-52.35	-1.22	-13.0	-39.35	80.00	Horizontal	Vertical	N/A
1648.200	-37.73	-3.95	-13.0	-24.73	283.00	Horizontal	Vertical	Pass
2472.500	-47.38	0.94	-13.0	-34.38	252.00	Horizontal	Vertical	Pass
9370.750	-34.26	36.02	-13.0	-21.26	0.00	Horizontal	Vertical	Pass

RSE-V&V EGPRS 850 CH128

RSE Test case_FCC PART22&24&27_FCC PART 22_850_GSM 850&CDMA BC0&WCDMA B5<E B5&26

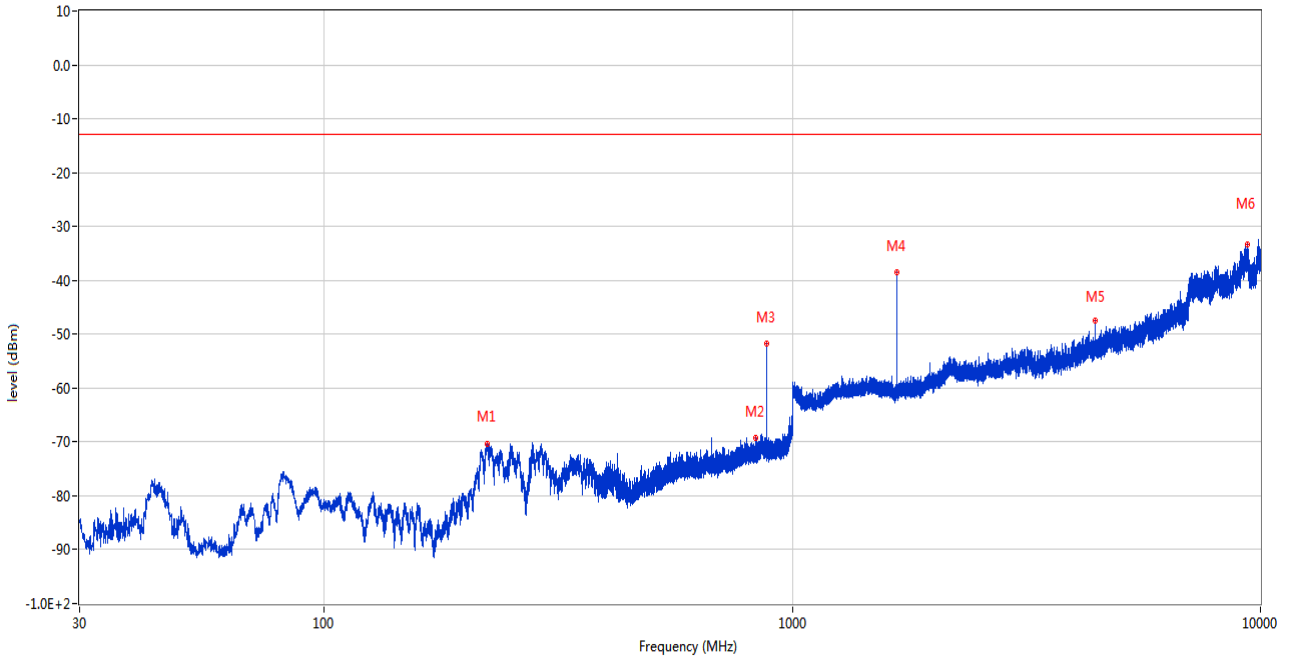


Frequency (MHz)	Result (dBm)	Factor (dB)	PK Limit (dBm)	Over Limit (dB)	Table (o)	ANT	EUT	Verdict
34.608	-62.05	-18.93	-13.0	-49.05	196.00	Vertical	Vertical	Pass
824.139	-44.04	-1.52	-13.0	-31.04	180.00	Vertical	Vertical	N/A
869.147	-57.08	-1.22	-13.0	-44.08	201.00	Vertical	Vertical	N/A
1648.200	-38.26	-3.95	-13.0	-25.26	126.00	Vertical	Vertical	Pass
2472.700	-46.96	0.94	-13.0	-33.96	148.00	Vertical	Vertical	Pass
9340.000	-33.81	35.87	-13.0	-20.81	224.00	Vertical	Vertical	Pass

3.2 EGPRS 850 Middle Channel

RSE-H&V EGPRS 850 CH190

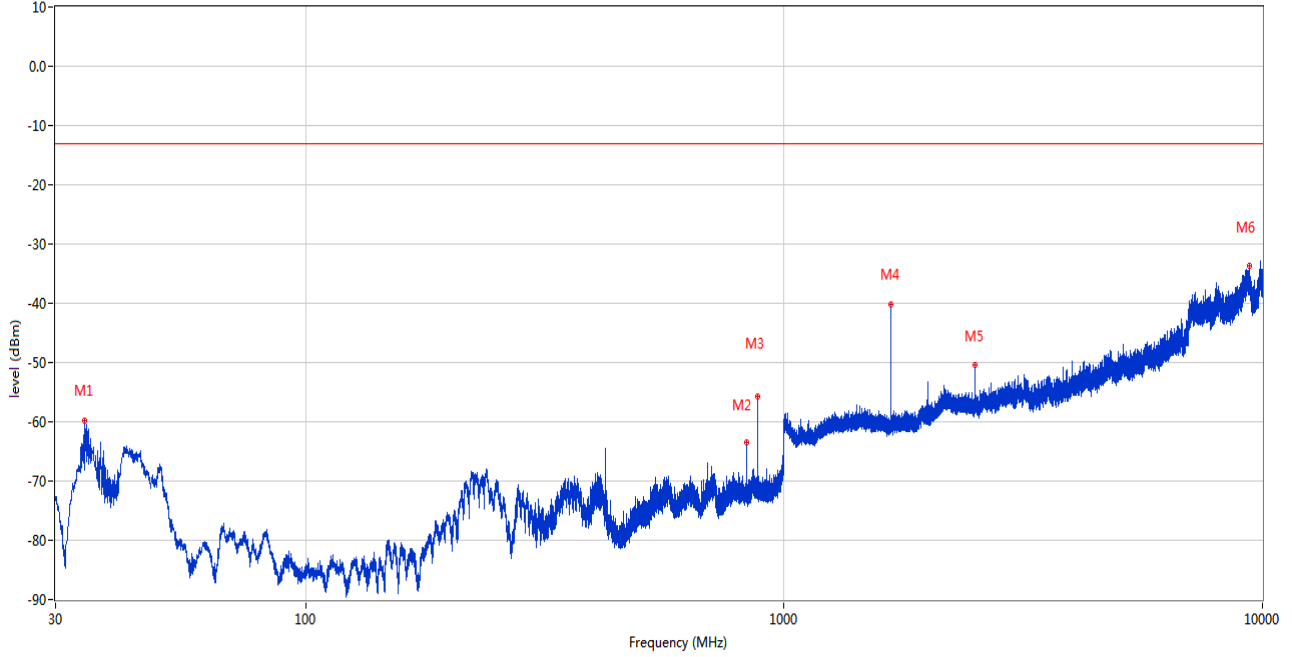
RSE Test case_FCC PART22&24&27_FCC PART 22_850_GSM 850&CDMA BC0&WCDMA B5<E B5&26



Frequency (MHz)	Result (dBm)	Factor (dB)	PK Limit (dBm)	Over Limit (dB)	Table (o)	ANT	EUT	Verdict
222.594	-70.47	-14.99	-13.0	-57.47	131.00	Horizontal	Vertical	Pass
836.555	-69.31	-1.33	-13.0	-56.31	194.00	Horizontal	Vertical	N/A
881.612	-51.79	-1.28	-13.0	-38.79	75.00	Horizontal	Vertical	N/A
1673.200	-38.51	-3.65	-13.0	-25.51	325.00	Horizontal	Vertical	Pass
4440.800	-47.58	7.79	-13.0	-34.58	290.00	Horizontal	Vertical	Pass
9375.549	-33.35	36.14	-13.0	-20.35	349.00	Horizontal	Vertical	Pass

RSE-V&V EGPRS 850 CH190

RSE Test case_FCC PART22&24&27_FCC PART 22_850_GSM 850&CDMA BC0&WCDMA B5<E B5&26

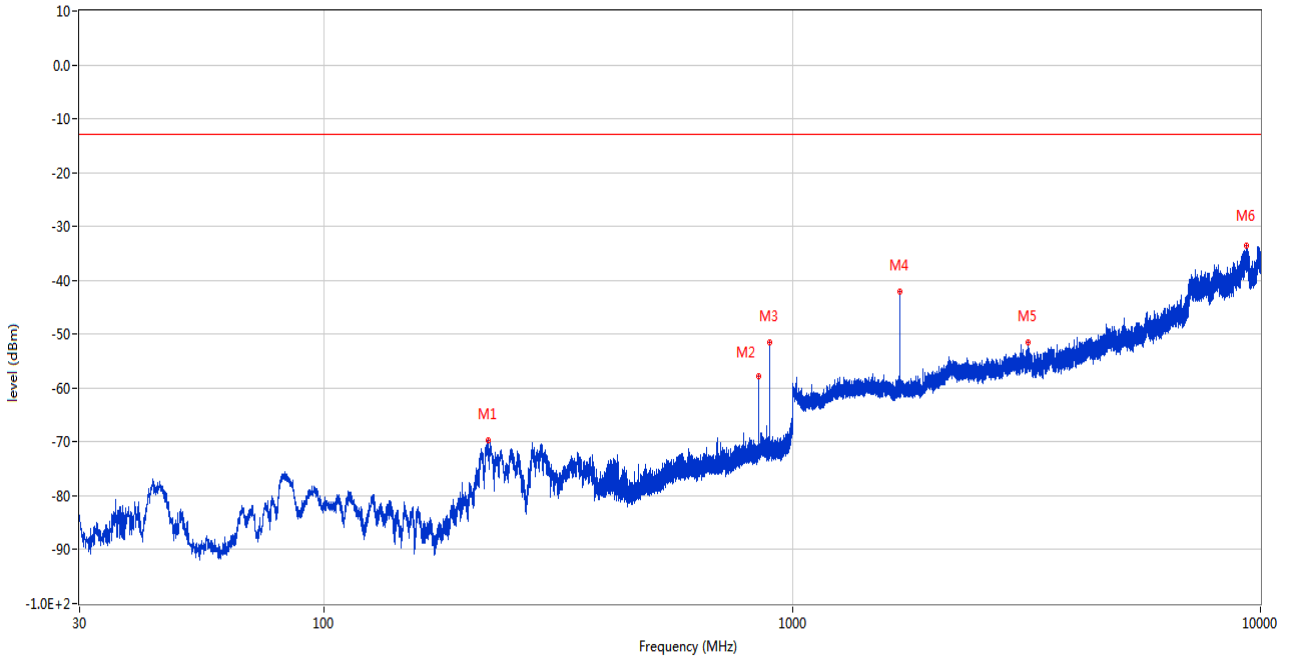


Frequency (MHz)	Result (dBm)	Factor (dB)	PK Limit (dBm)	Over Limit (dB)	Table (o)	ANT	EUT	Verdict
34.462	-59.69	-18.95	-13.0	-46.69	291.00	Vertical	Vertical	Pass
836.506	-63.39	-1.33	-13.0	-50.39	110.00	Vertical	Vertical	N/A
881.660	-55.75	-1.27	-13.0	-42.75	204.00	Vertical	Vertical	N/A
1673.200	-40.28	-3.65	-13.0	-27.28	91.00	Vertical	Vertical	Pass
2509.800	-50.43	1.27	-13.0	-37.43	47.00	Vertical	Vertical	Pass
9394.150	-33.72	36.44	-13.0	-20.72	336.00	Vertical	Vertical	Pass

3.3 EGPRS 850 High Channel

RSE-H&V EGPRS 850 CH251

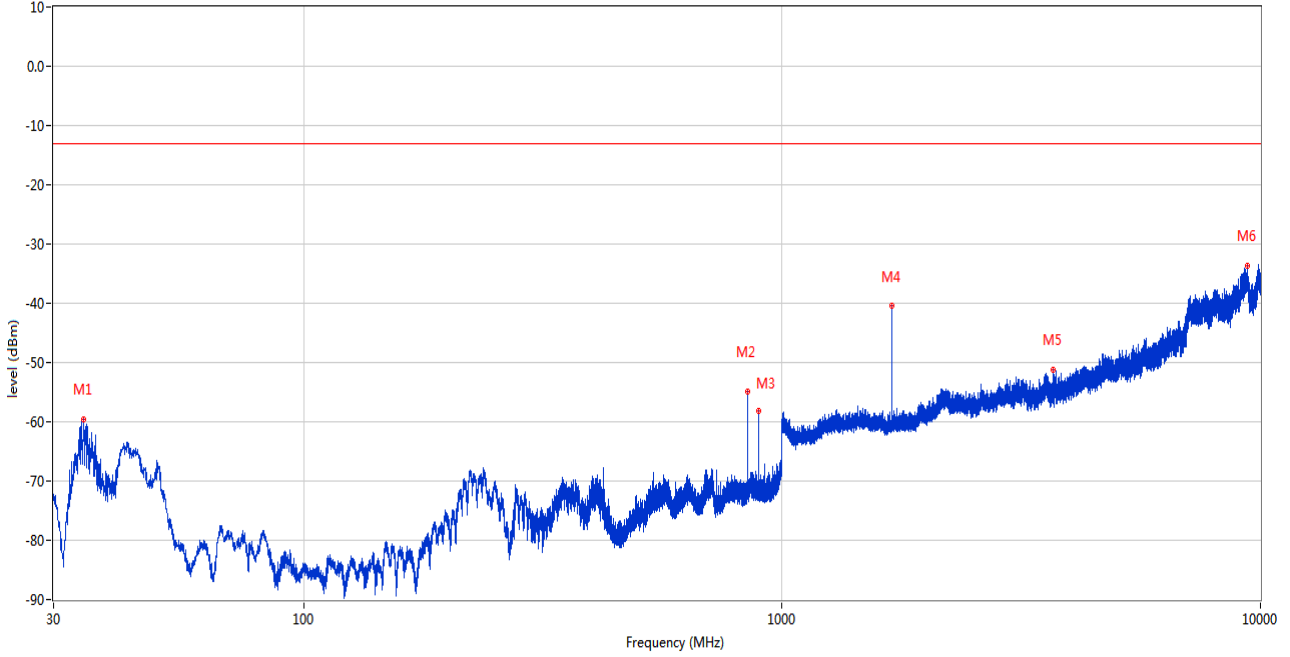
RSE Test case_FCC PART22&24&27_FCC PART 22_850_GSM 850&CDMA BC0&WCDMA B5<E B5&26



Frequency (MHz)	Result (dBm)	Factor (dB)	PK Limit (dBm)	Over Limit (dB)	Table (o)	ANT	EUT	Verdict
223.758	-69.61	-15.06	-13.0	-56.61	138.00	Horizontal	Vertical	Pass
848.777	-57.81	-0.94	-13.0	-44.81	145.00	Horizontal	Vertical	N/A
893.737	-51.44	-1.31	-13.0	-38.44	83.00	Horizontal	Vertical	N/A
1697.700	-42.10	-3.31	-13.0	-29.10	349.00	Horizontal	Vertical	Pass
3188.200	-51.58	5.18	-13.0	-38.58	360.00	Horizontal	Vertical	Pass
9355.000	-33.50	35.79	-13.0	-20.50	143.00	Horizontal	Vertical	Pass

RSE-V&V EGPRS 850 CH251

RSE Test case_FCC PART22&24&27_FCC PART 22_850_GSM 850&CDMA BC0&WCDMA B5<E B5&26



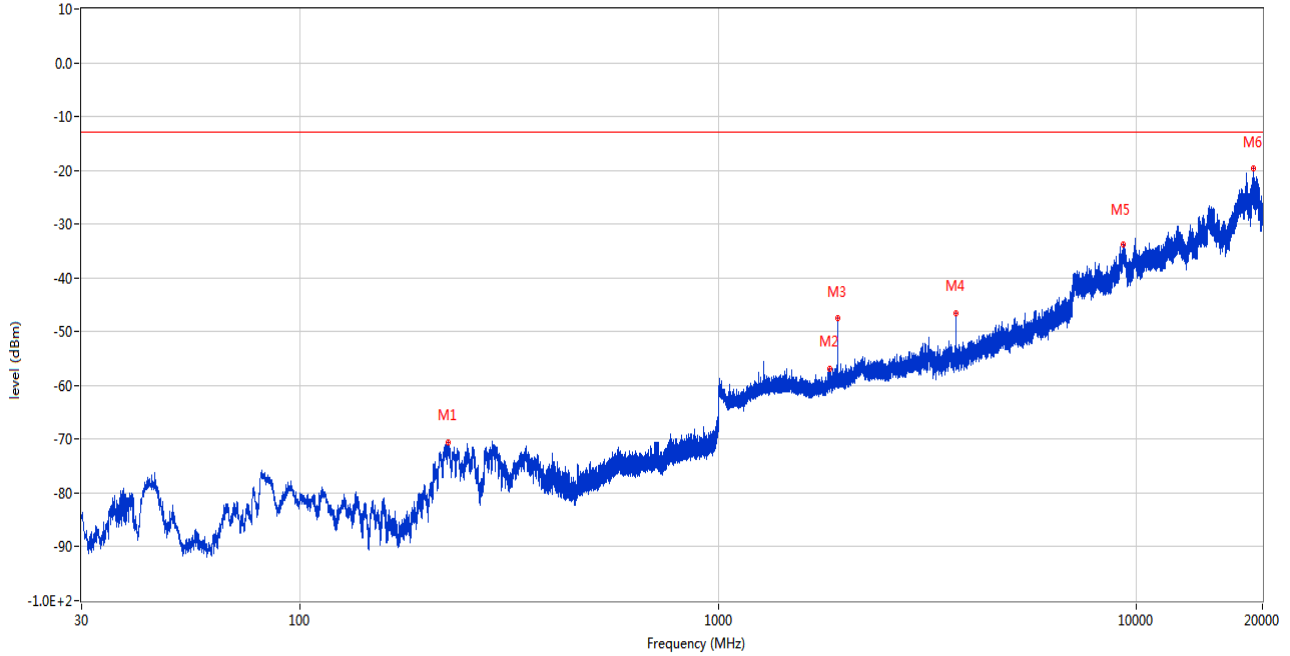
Frequency (MHz)	Result (dBm)	Factor (dB)	PK Limit (dBm)	Over Limit (dB)	Table (o)	ANT	EUT	Verdict
34.656	-59.67	-18.93	-13.0	-46.67	271.00	Vertical	Vertical	Pass
848.680	-54.95	-0.94	-13.0	-41.95	52.00	Vertical	Vertical	N/A
893.785	-58.25	-1.31	-13.0	-45.25	72.00	Vertical	Vertical	N/A
1697.300	-40.49	-3.34	-13.0	-27.49	0.00	Vertical	Vertical	Pass
3687.000	-51.32	5.09	-13.0	-38.32	349.00	Vertical	Vertical	Pass
9375.250	-33.63	36.13	-13.0	-20.63	316.00	Vertical	Vertical	Pass

4 EGPRS 1900

4.1 EGPRS 1900 Low Channel

RSE-H&V EGPRS 1900 CH512

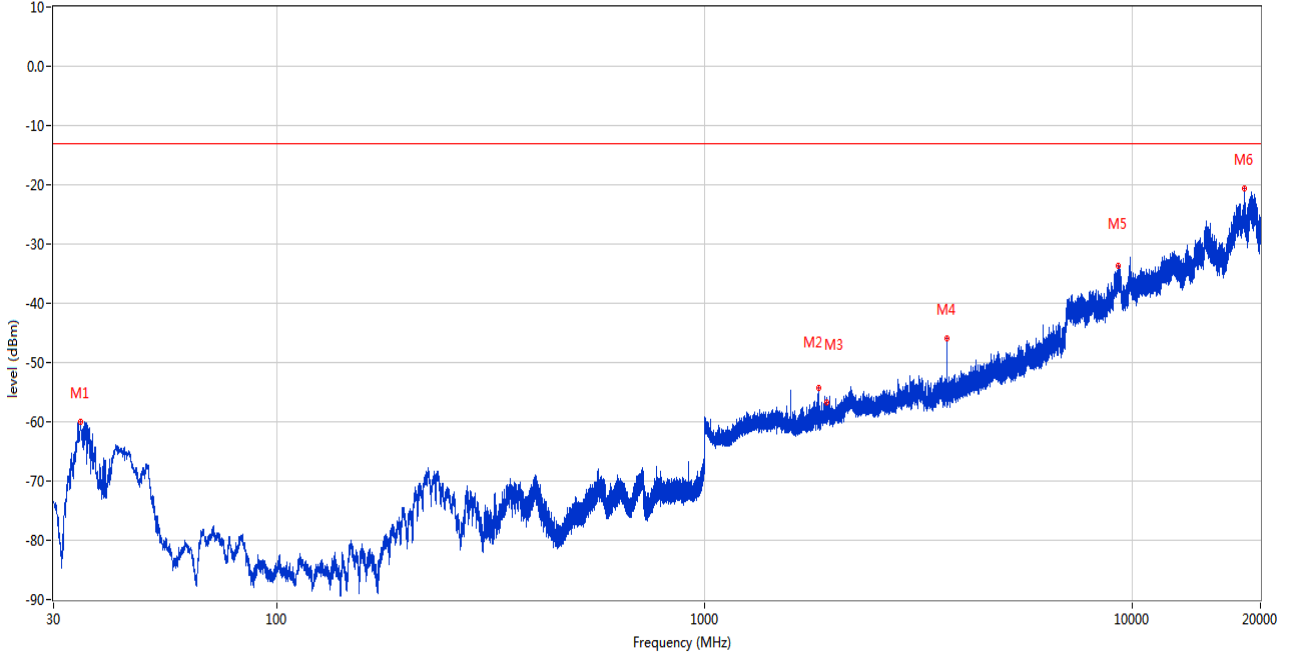
RSE Test case_FCC PART22&24&27_FCC PART 24_1900_GSM 1900&WCDMA B2&CDMA BC1<E B2&25



Frequency (MHz)	Result (dBm)	Factor (dB)	PK Limit (dBm)	Over Limit (dB)	Table (o)	ANT	EUT	Verdict
225.406	-70.51	-14.89	-13.0	-57.51	151.00	Horizontal	Vertical	Pass
1842.700	-56.90	-1.42	-13.0	-43.90	350.00	Horizontal	Vertical	N/A
1930.400	-47.58	-1.88	-13.0	-34.58	136.00	Horizontal	Vertical	N/A
3700.200	-46.62	4.40	-13.0	-33.62	145.00	Horizontal	Vertical	Pass
9274.412	-33.72	36.12	-13.0	-20.72	0.00	Horizontal	Vertical	Pass
19079.250	-19.65	44.77	-13.0	-6.65	18.00	Horizontal	Vertical	Pass

RSE-V&V EGPRS 1900 CH512

RSE Test case_FCC PART22&24&27_FCC PART 24_1900_GSM 1900&WCDMA B2&CDMA BC1<E B2&25

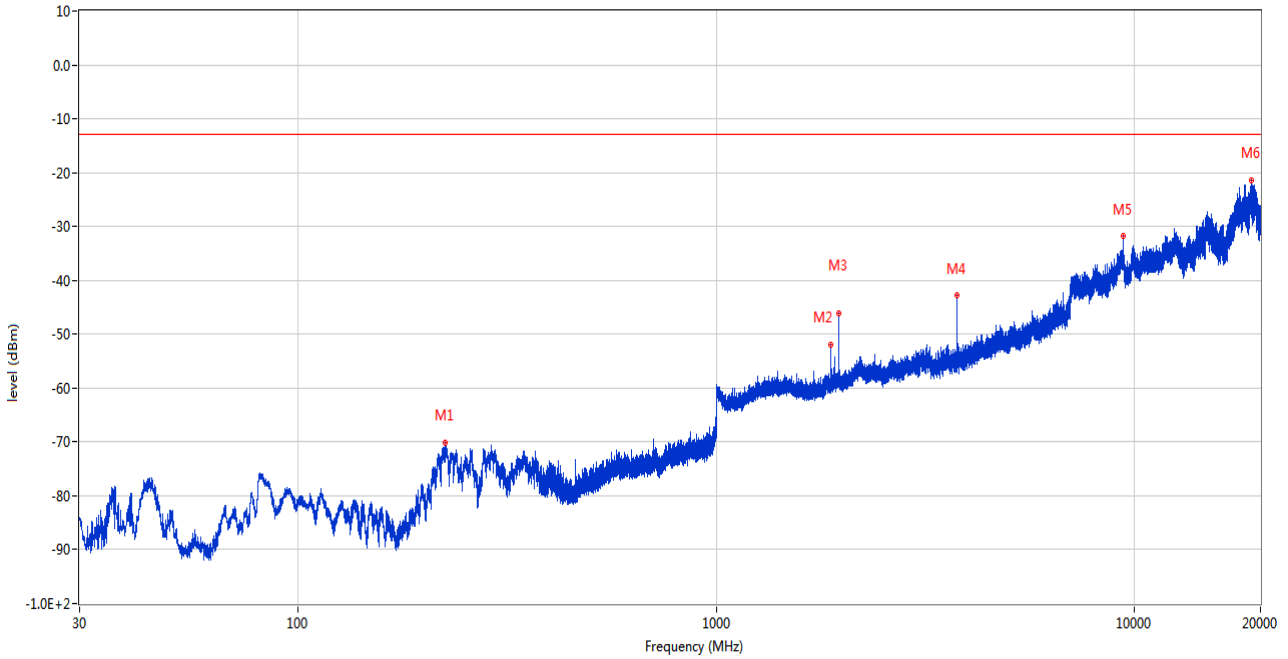


Frequency (MHz)	Result (dBm)	Factor (dB)	PK Limit (dBm)	Over Limit (dB)	Table (o)	ANT	EUT	Verdict
34.753	-60.07	-19.08	-13.0	-47.07	231.00	Vertical	Vertical	Pass
1850.200	-54.35	-1.29	-13.0	-41.35	210.00	Vertical	Vertical	N/A
1930.200	-56.75	-1.85	-13.0	-43.75	4.00	Vertical	Vertical	N/A
3700.200	-45.96	4.40	-13.0	-32.96	317.00	Vertical	Vertical	Pass
9299.713	-33.76	35.98	-13.0	-20.76	251.00	Vertical	Vertical	Pass
18357.512	-20.59	44.36	-13.0	-7.59	265.00	Vertical	Vertical	Pass

4.2 EGPRS 1900 Middle Channel

RSE-H&V EGPRS 1900 CH661

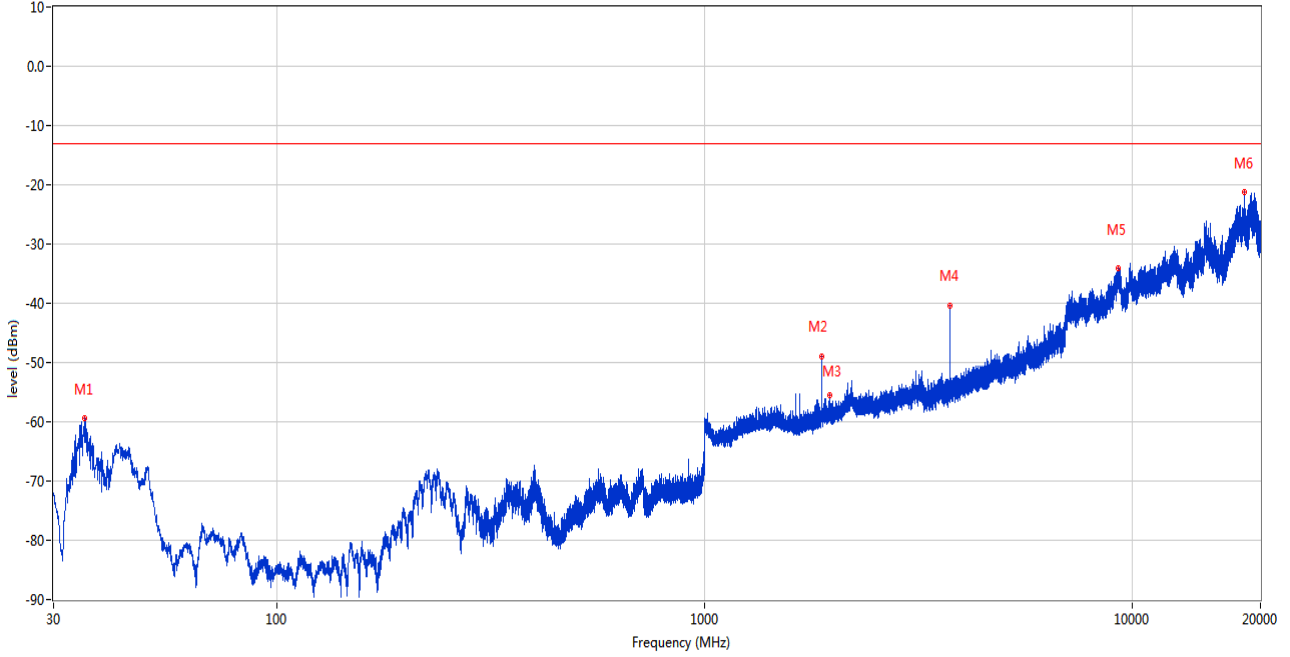
RSE Test case_FCC PART22&24&27_FCC PART 24_1900_GSM 1900&WCDMA B2&CDMA BC1<E B2&25



Frequency (MHz)	Result (dBm)	Factor (dB)	PK Limit (dBm)	Over Limit (dB)	Table (o)	ANT	EUT	Verdict
225.164	-70.18	-14.92	-13.0	-57.18	163.00	Horizontal	Vertical	Pass
1879.800	-52.00	-1.01	-13.0	-39.00	7.00	Horizontal	Vertical	N/A
1959.800	-46.19	-1.10	-13.0	-33.19	134.00	Horizontal	Vertical	N/A
3759.600	-42.84	4.91	-13.0	-29.84	263.00	Horizontal	Vertical	Pass
9393.724	-31.85	36.43	-13.0	-18.85	342.00	Horizontal	Vertical	Pass
19064.750	-21.36	44.78	-13.0	-8.36	8.00	Horizontal	Vertical	Pass

RSE-V&V EGPRS 1900 CH661

RSE Test case_FCC PART22&24&27_FCC PART 24_1900_GSM 1900&WCDMA B2&CDMA BC1<E B2&25

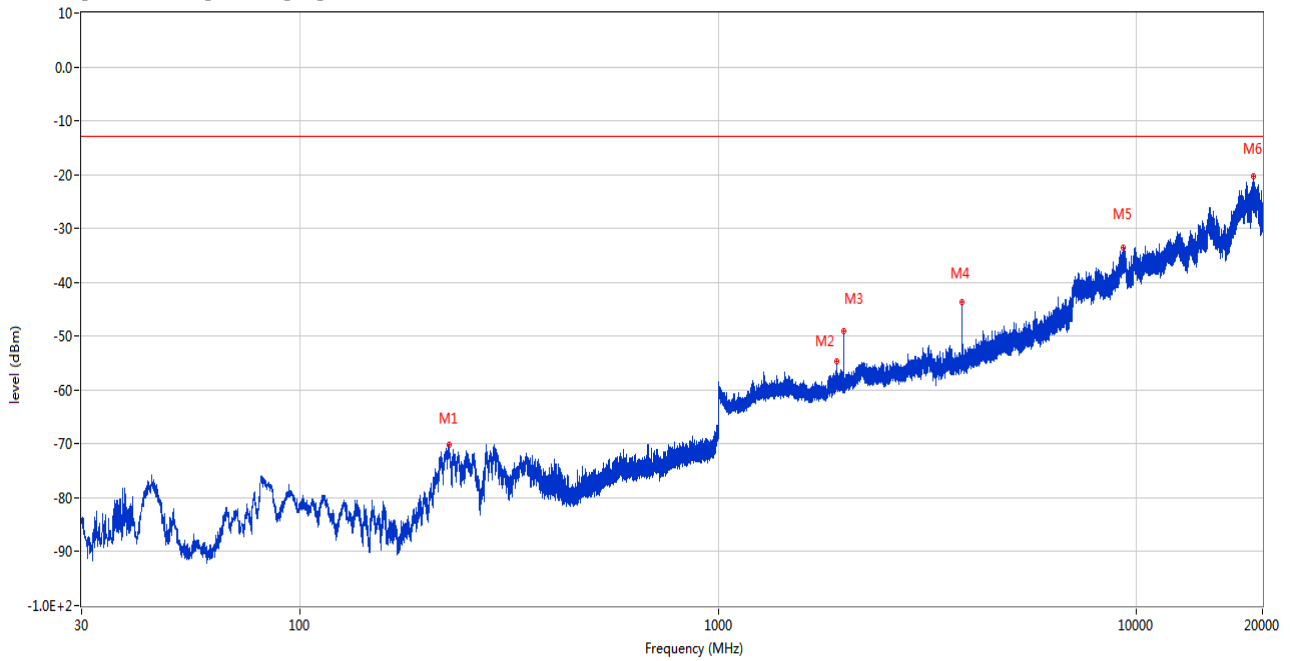


Frequency (MHz)	Result (dBm)	Factor (dB)	PK Limit (dBm)	Over Limit (dB)	Table (o)	ANT	EUT	Verdict
35.383	-59.49	-19.00	-13.0	-46.49	253.00	Vertical	Vertical	Pass
1880.000	-49.07	-1.00	-13.0	-36.07	199.00	Vertical	Vertical	N/A
1959.700	-55.57	-1.09	-13.0	-42.57	209.00	Vertical	Vertical	N/A
3759.800	-40.32	4.95	-13.0	-27.32	240.00	Vertical	Vertical	Pass
9318.974	-34.08	35.88	-13.0	-21.08	350.00	Vertical	Vertical	Pass
18362.225	-21.30	44.29	-13.0	-8.30	328.00	Vertical	Vertical	Pass

4.3 EGPRS 1900 High Channel

RSE-H&V EGPRS 1900 CH810

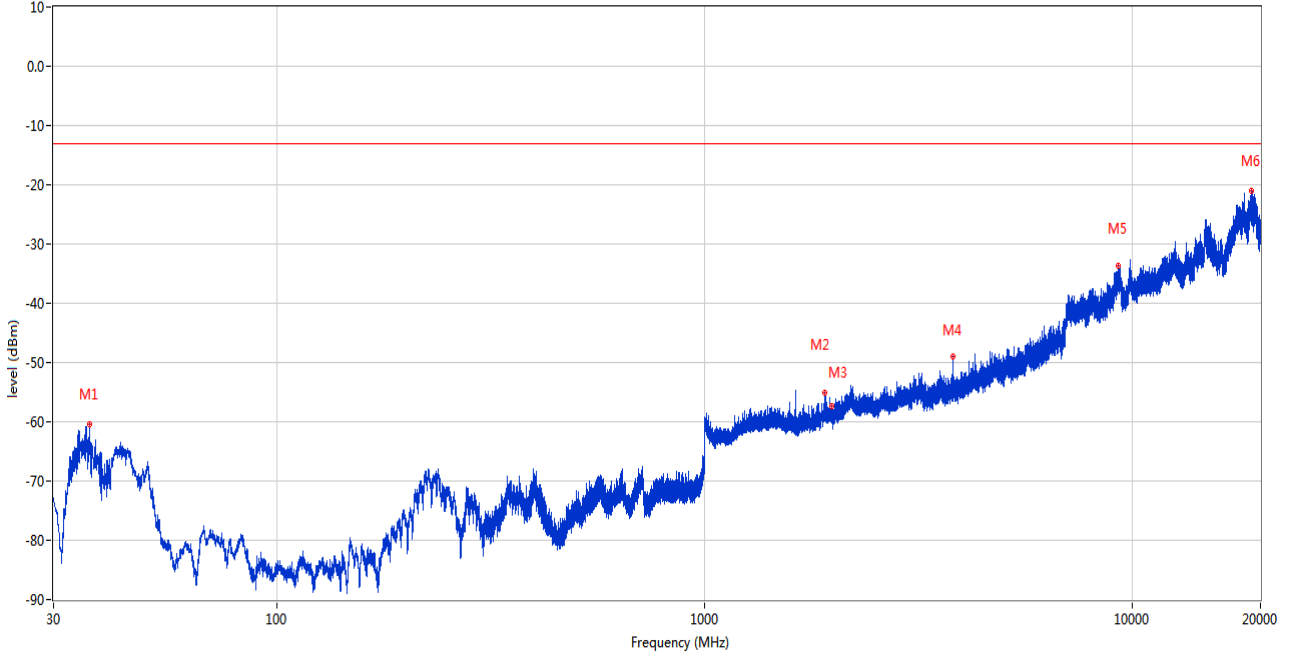
RSE Test case_FCC PART22&24&27_FCC PART 24_1900_GSM 1900&WCDMA B2&CDMA BC1<E B2&25



Frequency (MHz)	Result (dBm)	Factor (dB)	PK Limit (dBm)	Over Limit (dB)	Table (o)	ANT	EUT	Verdict
226.619	-70.24	-15.05	-13.0	-57.24	139.00	Horizontal	Vertical	Pass
1915.800	-54.70	-0.16	-13.0	-41.70	113.00	Horizontal	Vertical	N/A
1989.800	-48.97	-1.89	-13.0	-35.97	133.00	Horizontal	Vertical	N/A
3819.600	-43.58	5.17	-13.0	-30.58	275.00	Horizontal	Vertical	Pass
9309.200	-33.61	35.93	-13.0	-20.61	250.00	Horizontal	Vertical	Pass
19069.463	-20.20	44.78	-13.0	-7.20	299.00	Horizontal	Vertical	Pass

RSE-V&V EGPRS 1900 CH810

RSE Test case_FCC PART22&24&27_FCC PART 24_1900_GSM 1900&WCDMA B2&CDMA BC1<E B2&25



Frequency (MHz)	Result (dBm)	Factor (dB)	PK Limit (dBm)	Over Limit (dB)	Table (o)	ANT	EUT	Verdict
36.402	-60.39	-18.94	-13.0	-47.39	227.00	Vertical	Vertical	Pass
1916.200	-55.09	-0.15	-13.0	-42.09	207.00	Vertical	Vertical	N/A
1990.700	-57.29	-1.78	-13.0	-44.29	167.00	Vertical	Vertical	N/A
3819.600	-49.04	5.17	-13.0	-36.04	195.00	Vertical	Vertical	Pass
9287.638	-33.65	36.06	-13.0	-20.65	76.00	Vertical	Vertical	Pass
19065.838	-20.94	44.78	-13.0	-7.94	51.00	Vertical	Vertical	Pass

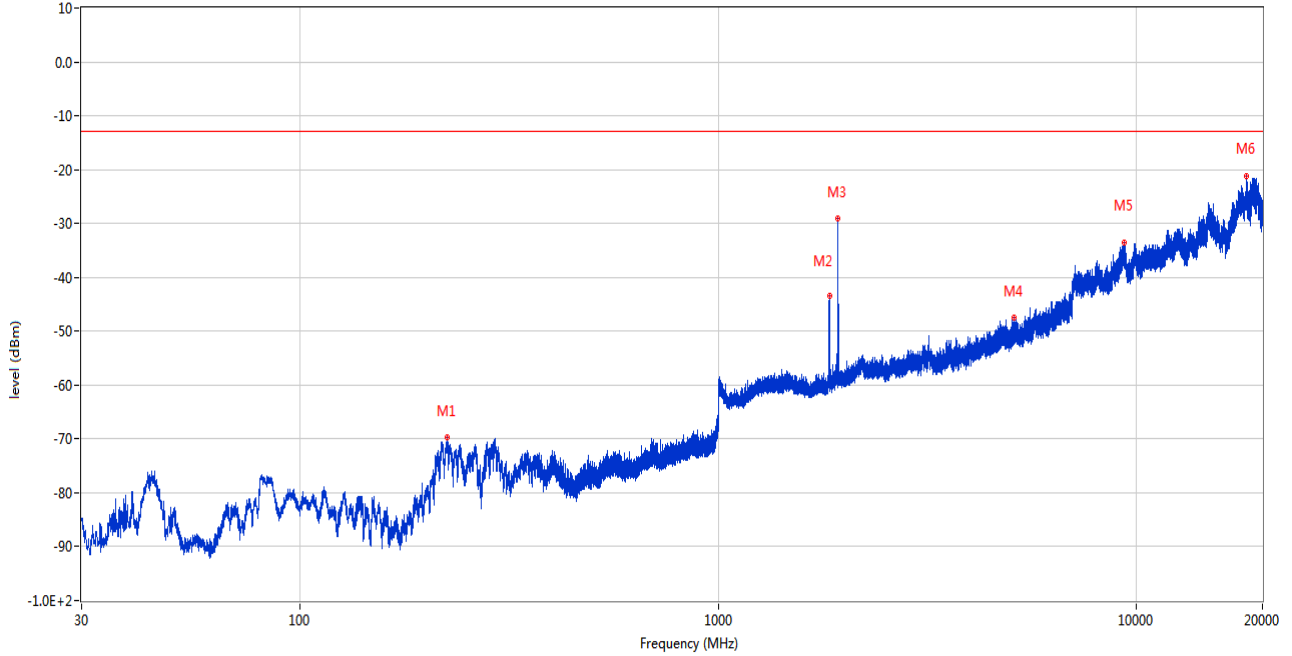
WCDMA

5 WCDMA Band 2

5.1 WCDMA Band 2 Low Channel

RSE-H&V WCDMA Band 2 CH9262

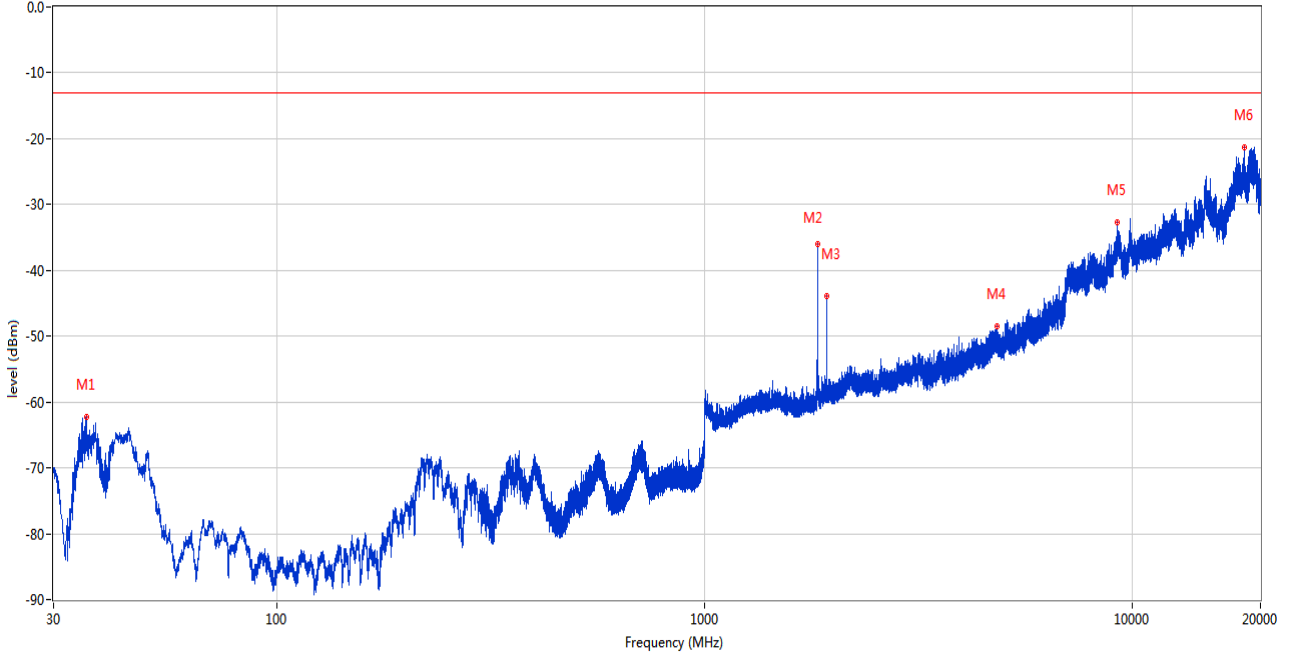
RSE Test case_FCC PART22&24&27_FCC PART 24_1900_GSM 1900&WCDMA B2&CDMA BC1<E B2&25



Frequency (MHz)	Result (dBm)	Factor (dB)	PK Limit (dBm)	Over Limit (dB)	Table (o)	ANT	EUT	Verdict
224.630	-69.77	-14.96	-13.0	-56.77	140.00	Horizontal	Vertical	Pass
1842.700	-43.52	-1.42	-13.0	-30.52	6.00	Horizontal	Vertical	N/A
1933.100	-29.10	-2.00	-13.0	-16.10	132.00	Horizontal	Vertical	N/A
5104.600	-47.57	9.93	-13.0	-34.57	167.00	Horizontal	Vertical	Pass
9345.424	-33.45	35.84	-13.0	-20.45	27.00	Horizontal	Vertical	Pass
18358.600	-21.09	44.53	-13.0	-8.09	92.00	Horizontal	Vertical	Pass

RSE-V&V WCDMA Band 2 CH9262

RSE Test case_FCC PART22&24&27_FCC PART 24_1900_GSM 1900&WCDMA B2&CDMA BC1<E B2&25

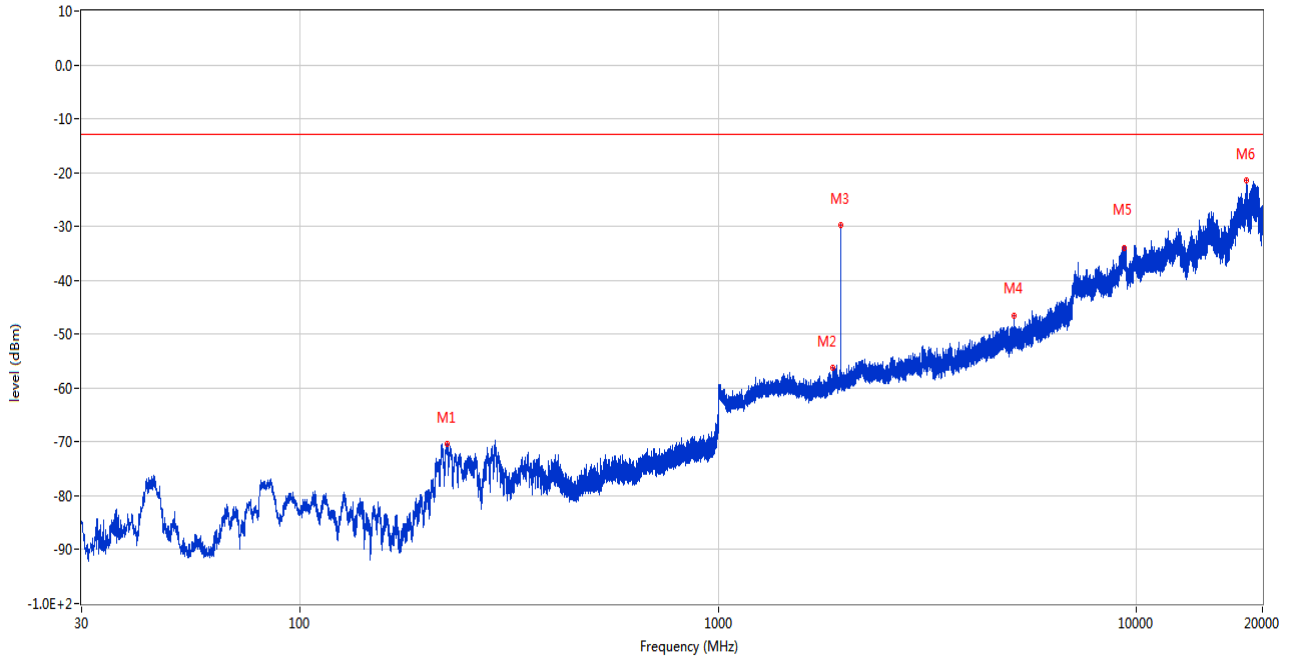


Frequency (MHz)	Result (dBm)	Factor (dB)	PK Limit (dBm)	Over Limit (dB)	Table (o)	ANT	EUT	Verdict
35.868	-62.28	-18.94	-13.0	-49.28	166.00	Vertical	Vertical	Pass
1842.800	-36.06	-1.42	-13.0	-23.06	187.00	Vertical	Vertical	N/A
1931.000	-43.97	-1.97	-13.0	-30.97	167.00	Vertical	Vertical	N/A
4830.600	-48.53	8.50	-13.0	-35.53	360.00	Vertical	Vertical	Pass
9260.613	-32.62	36.16	-13.0	-19.62	26.00	Vertical	Vertical	Pass
18354.614	-21.22	43.91	-13.0	-8.22	218.00	Vertical	Vertical	Pass

5.2 WCDMA Band 2 Middle Channel

RSE-H&V WCDMA Band 2 CH9400

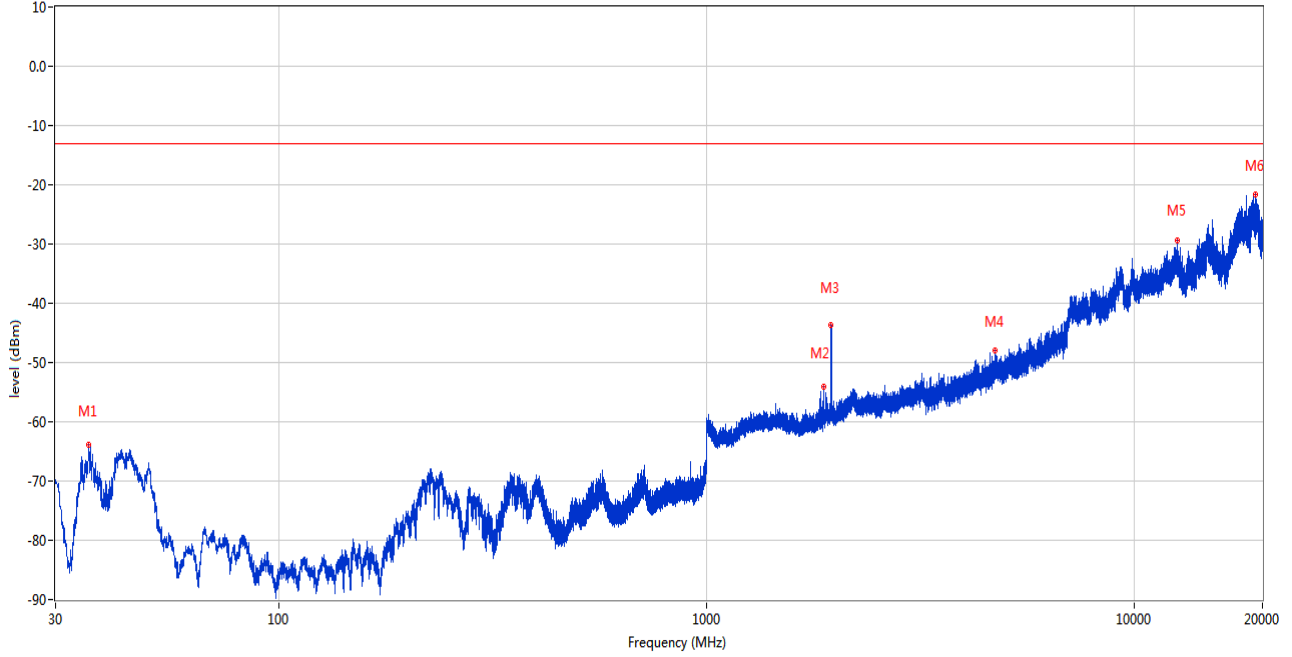
RSE Test case_FCC PART22&24&27_FCC PART 24_1900_GSM 1900&WCDMA B2&CDMA BC1<E B2&25



Frequency (MHz)	Result (dBm)	Factor (dB)	PK Limit (dBm)	Over Limit (dB)	Table (o)	ANT	EUT	Verdict
224.485	-70.45	-14.97	-13.0	-57.45	146.00	Horizontal	Vertical	Pass
1880.500	-56.12	-1.00	-13.0	-43.12	291.00	Horizontal	Vertical	N/A
1958.300	-29.77	-1.10	-13.0	-16.77	133.00	Horizontal	Vertical	N/A
5093.000	-46.51	10.02	-13.0	-33.51	181.00	Horizontal	Vertical	Pass
9320.700	-34.04	35.88	-13.0	-21.04	111.00	Horizontal	Vertical	Pass
18358.962	-21.50	44.58	-13.0	-8.50	322.00	Horizontal	Vertical	Pass

RSE-V&V WCDMA Band 2 CH9400

RSE Test case_FCC PART22&24&27_FCC PART 24_1900_GSM 1900&WCDMA B2&CDMA BC1<E B2&25

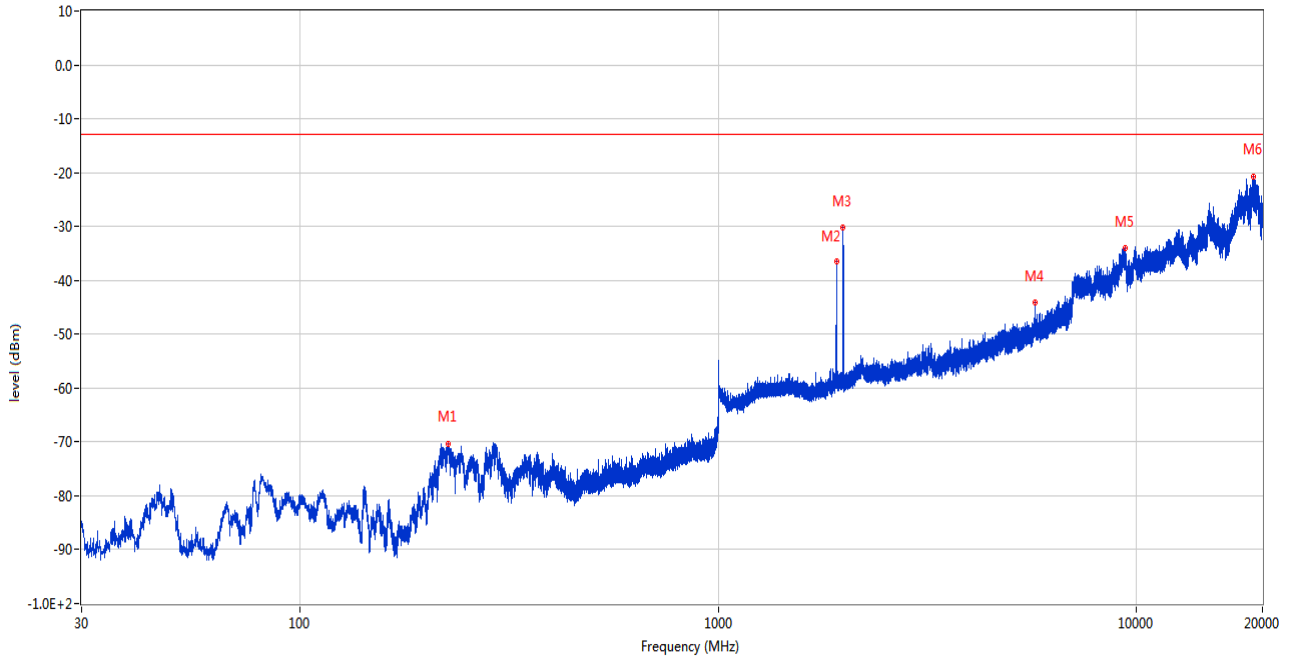


Frequency (MHz)	Result (dBm)	Factor (dB)	PK Limit (dBm)	Over Limit (dB)	Table (o)	ANT	EUT	Verdict
35.820	-63.92	-18.95	-13.0	-50.92	338.00	Vertical	Vertical	Pass
1879.200	-54.15	-1.01	-13.0	-41.15	204.00	Vertical	Vertical	N/A
1958.600	-43.73	-1.10	-13.0	-30.73	199.00	Vertical	Vertical	N/A
4726.400	-47.98	8.03	-13.0	-34.98	306.00	Vertical	Vertical	Pass
12613.724	-29.43	37.83	-13.0	-16.43	343.00	Vertical	Vertical	Pass
19244.188	-21.73	43.27	-13.0	-8.73	0.00	Vertical	Vertical	Pass

5.3 WCDMA Band 2 High Channel

RSE-H&V WCDMA Band 2 CH9538

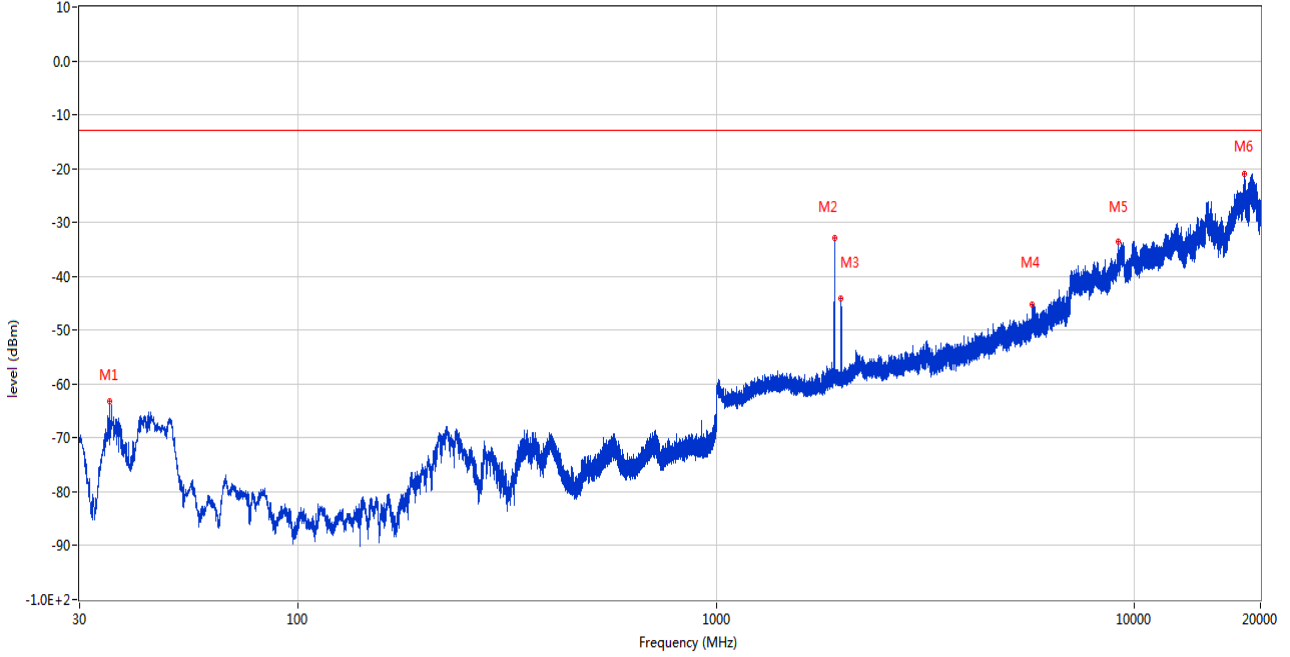
RSE Test case_FCC PART22&24&27_FCC PART 24_1900_GSM 1900&WCDMA B2&CDMA BC1<E B2&25



Frequency (MHz)	Result (dBm)	Factor (dB)	PK Limit (dBm)	Over Limit (dB)	Table (o)	ANT	EUT	Verdict
225.455	-70.41	-14.88	-13.0	-57.41	159.00	Horizontal	Vertical	Pass
1915.400	-36.51	-0.18	-13.0	-23.51	26.00	Horizontal	Vertical	N/A
1986.500	-30.29	-1.88	-13.0	-17.29	125.00	Horizontal	Vertical	N/A
5720.200	-44.10	11.26	-13.0	-31.10	294.00	Horizontal	Vertical	Pass
9392.000	-33.90	36.41	-13.0	-20.90	353.00	Horizontal	Vertical	Pass
19066.925	-20.85	44.78	-13.0	-7.85	209.00	Horizontal	Vertical	Pass

RSE-V&V WCDMA Band 2 CH9538

RSE Test case_FCC PART22&24&27_FCC PART 24_1900_GSM 1900&WCDMA B2&CDMA BC1<E B2&25



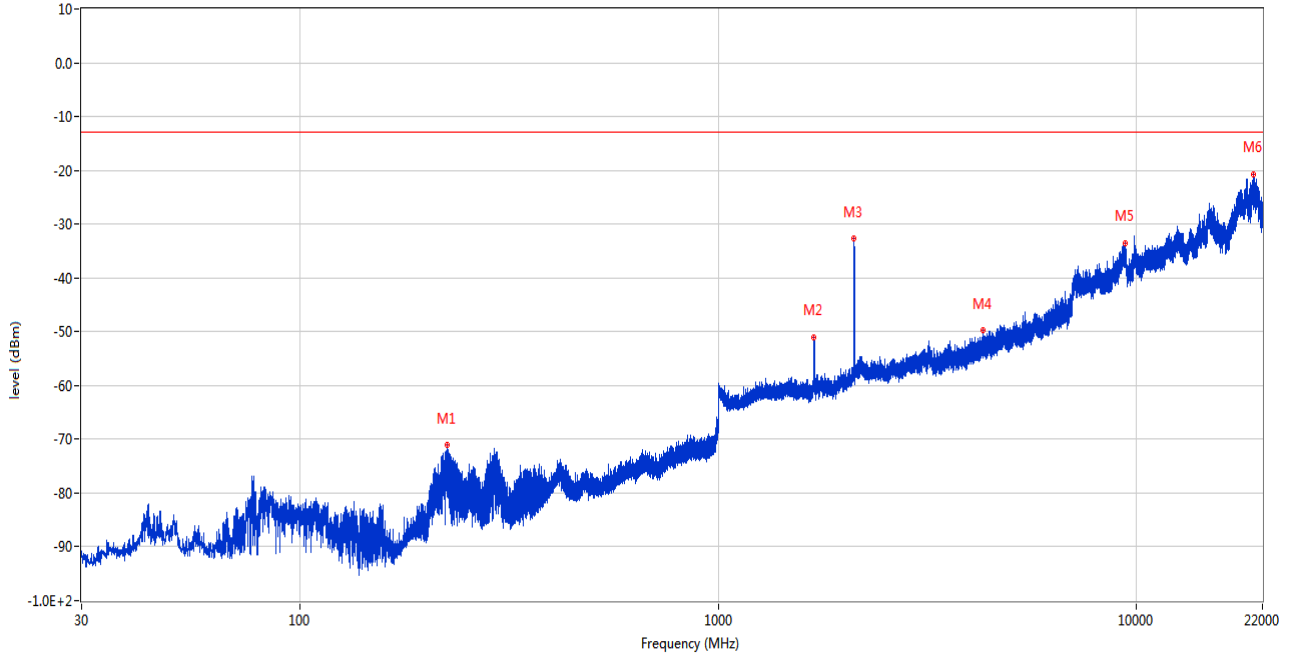
Frequency (MHz)	Result (dBm)	Factor (dB)	PK Limit (dBm)	Over Limit (dB)	Table (o)	ANT	EUT	Verdict
35.480	-63.29	-18.99	-13.0	-50.29	241.00	Vertical	Vertical	Pass
1915.400	-32.90	-0.18	-13.0	-19.90	189.00	Vertical	Vertical	N/A
1986.500	-43.99	-1.88	-13.0	-30.99	210.00	Vertical	Vertical	N/A
5692.400	-45.21	10.78	-13.0	-32.21	103.00	Vertical	Vertical	Pass
9151.362	-33.61	35.40	-13.0	-20.61	104.00	Vertical	Vertical	Pass
18357.875	-20.97	44.41	-13.0	-7.97	263.00	Vertical	Vertical	Pass

6 WCDMA Band 4

6.1 WCDMA Band 4 Low Channel

RSE-H&VWCDMA Band 4 CH1312

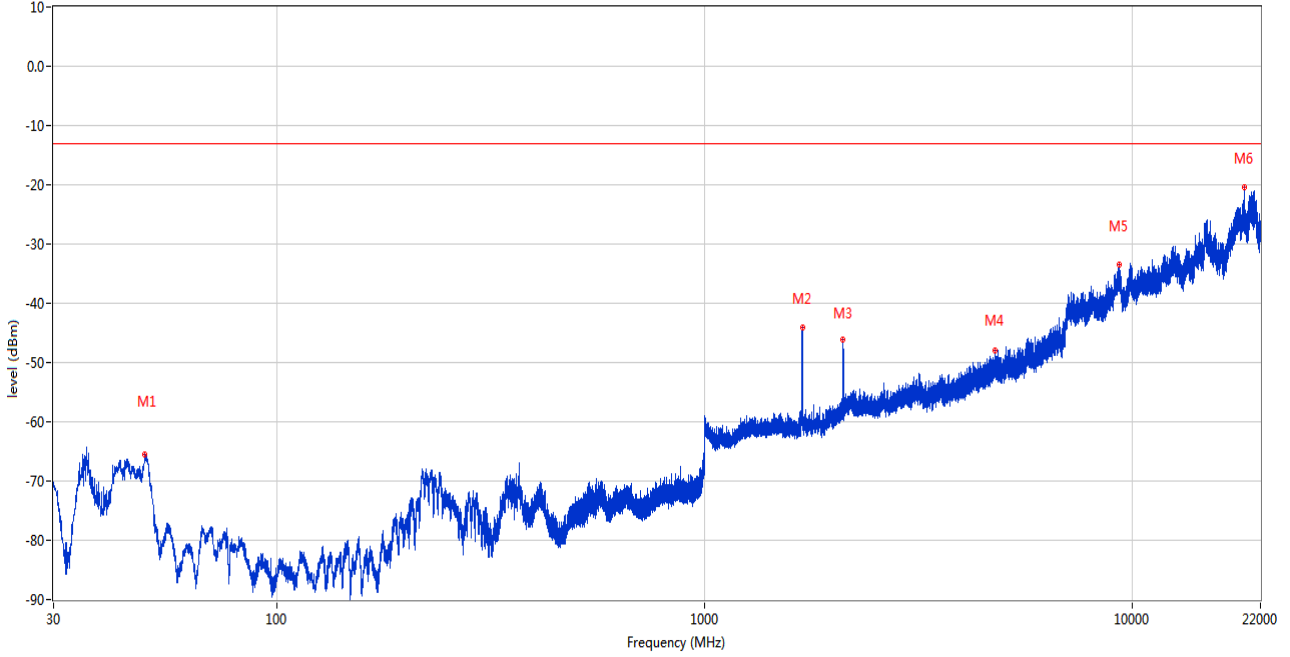
RSE Test case_FCC PART22&24&27_FCC PART 27_1700_WCDMA B4<E B4



Frequency (MHz)	Result (dBm)	Factor (dB)	PK Limit (dBm)	Over Limit (dB)	Table (o)	ANT	EUT	Verdict
225.164	-70.97	-15.07	-13.0	-57.97	124.00	Horizontal	Vertical	Pass
1694.800	-51.03	-2.26	-13.0	-38.03	266.00	Horizontal	Vertical	N/A
2111.000	-32.73	-0.71	-13.0	-19.73	146.00	Horizontal	Vertical	N/A
4289.600	-49.77	7.05	-13.0	-36.77	0.00	Horizontal	Vertical	Pass
9397.750	-33.47	36.49	-13.0	-20.47	219.00	Horizontal	Vertical	Pass
19068.738	-20.80	44.78	-13.0	-7.80	176.00	Horizontal	Vertical	Pass

RSE-V&VWCDMA Band 4 CH1312

RSE Test case_FCC PART22&24&27_FCC PART 27_1700_WCDMA B4<E B4

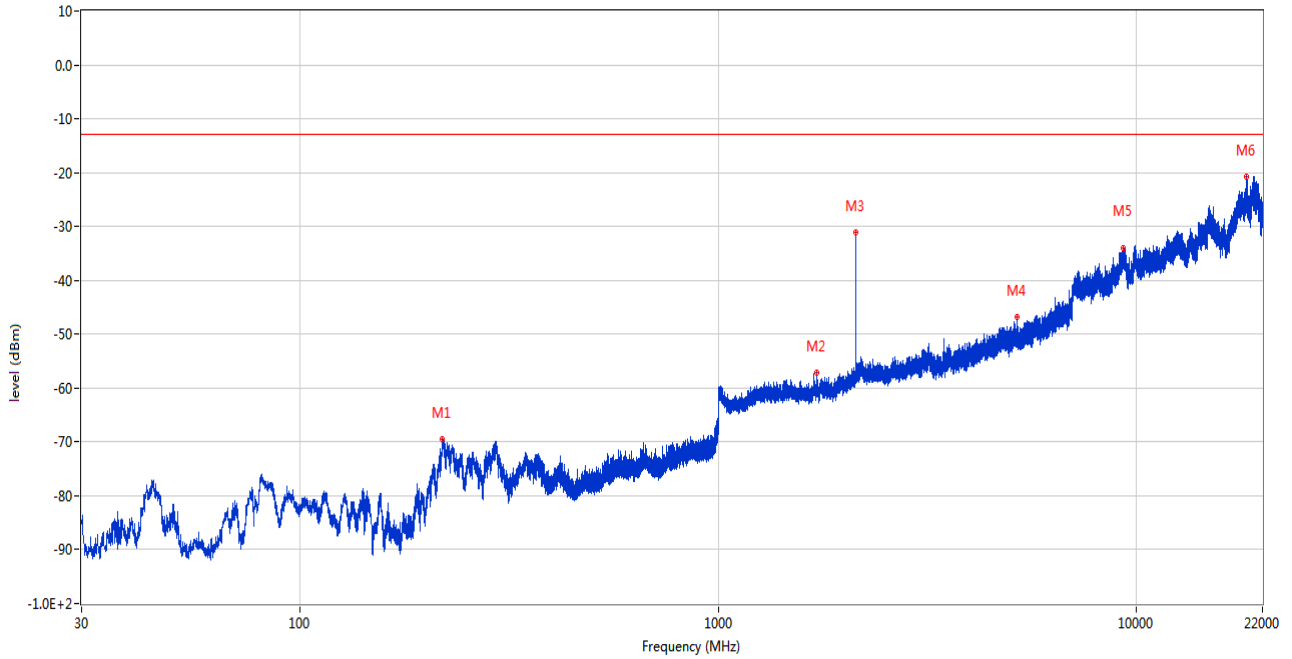


Frequency (MHz)	Result (dBm)	Factor (dB)	PK Limit (dBm)	Over Limit (dB)	Table (o)	ANT	EUT	Verdict
49.012	-65.58	-16.07	-13.0	-52.58	230.00	Vertical	Vertical	Pass
1694.900	-44.14	-2.26	-13.0	-31.14	174.00	Vertical	Vertical	N/A
2111.200	-46.11	-0.73	-13.0	-33.11	42.00	Vertical	Vertical	N/A
4781.400	-47.92	8.33	-13.0	-34.92	230.00	Vertical	Vertical	Pass
9334.500	-33.45	35.87	-13.0	-20.45	353.00	Vertical	Vertical	Pass
18358.962	-20.49	44.58	-13.0	-7.49	312.00	Vertical	Vertical	Pass

6.2 WCDMA Band 4 Middle Channel

RSE-H&VWCDMA Band 4 CH1413

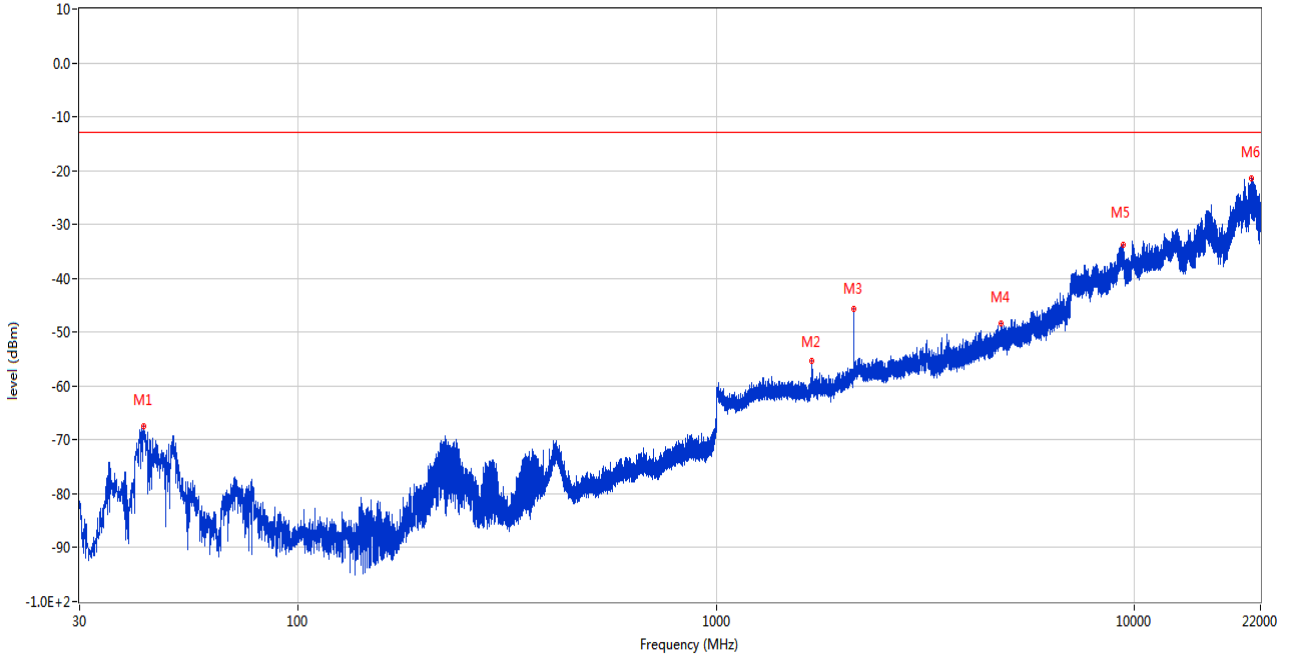
RSE Test case_FCC PART22&24&27_FCC PART 27_1700_WCDMA B4<E B4



Frequency (MHz)	Result (dBm)	Factor (dB)	PK Limit (dBm)	Over Limit (dB)	Table (o)	ANT	EUT	Verdict
218.956	-69.58	-14.94	-13.0	-56.58	127.00	Horizontal	Vertical	Pass
1719.100	-57.21	-2.15	-13.0	-44.21	279.00	Horizontal	Vertical	N/A
2133.100	-31.09	-0.18	-13.0	-18.09	136.00	Horizontal	Vertical	N/A
5180.600	-46.90	9.24	-13.0	-33.90	287.00	Horizontal	Vertical	Pass
9312.362	-34.05	35.92	-13.0	-21.05	147.00	Horizontal	Vertical	Pass
18350.262	-20.78	43.23	-13.0	-7.78	164.00	Horizontal	Vertical	Pass

RSE-V&VWCDMA Band 4 CH1413

RSE Test case_FCC PART22&24&27_FCC PART 27_1700_WCDMA B4<E B4

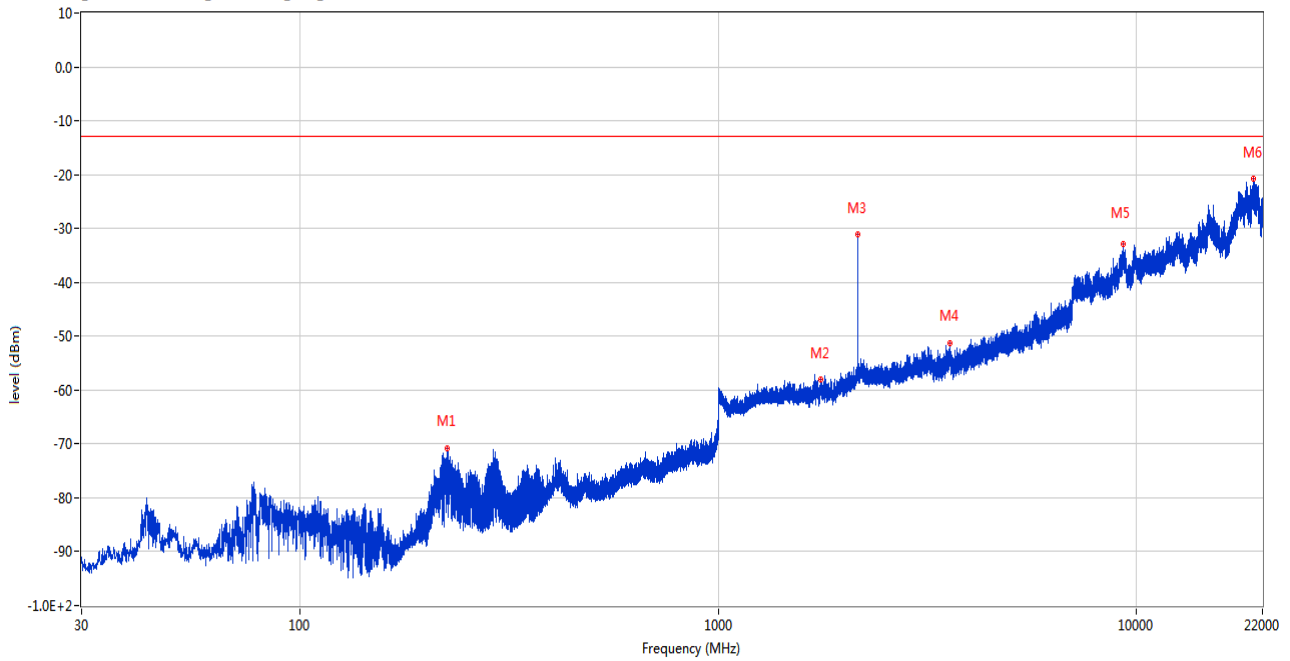


Frequency (MHz)	Result (dBm)	Factor (dB)	PK Limit (dBm)	Over Limit (dB)	Table (o)	ANT	EUT	Verdict
42.610	-67.44	-16.65	-13.0	-54.44	206.00	Vertical	Vertical	Pass
1693.600	-55.37	-2.40	-13.0	-42.37	176.00	Vertical	Vertical	N/A
2131.100	-45.70	-0.19	-13.0	-32.70	188.00	Vertical	Vertical	N/A
4787.000	-48.30	8.25	-13.0	-35.30	192.00	Vertical	Vertical	Pass
9377.625	-33.86	36.19	-13.0	-20.86	305.00	Vertical	Vertical	Pass
19057.138	-21.52	44.51	-13.0	-8.52	360.00	Vertical	Vertical	Pass

6.3 WCDMA Band 4 High Channel

RSE-H&VWCDMA Band 4 CH1513

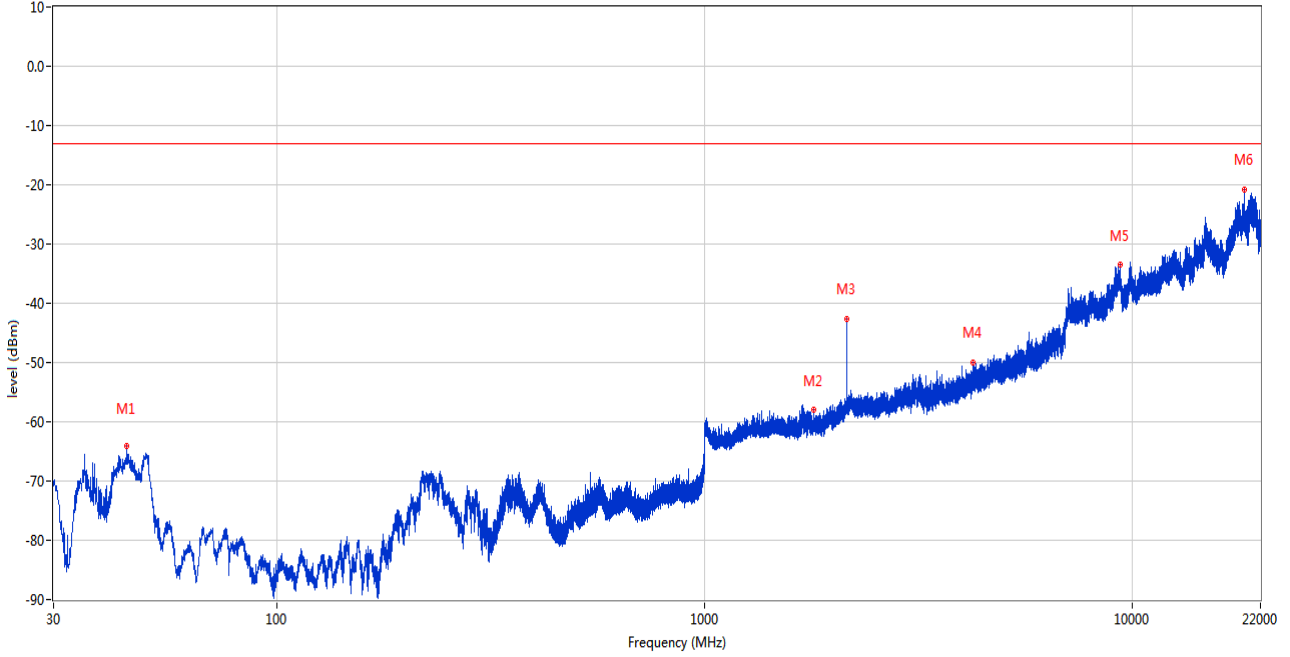
RSE Test case_FCC PART22&24&27_FCC PART 27_1700_WCDMA B4<E B4



Frequency (MHz)	Result (dBm)	Factor (dB)	PK Limit (dBm)	Over Limit (dB)	Table (o)	ANT	EUT	Verdict
225.067	-70.75	-15.06	-13.0	-57.75	118.00	Horizontal	Vertical	Pass
1760.800	-58.08	-2.14	-13.0	-45.08	165.00	Horizontal	Vertical	N/A
2153.900	-31.14	0.39	-13.0	-18.14	253.00	Horizontal	Vertical	N/A
3587.400	-51.35	5.21	-13.0	-38.35	355.00	Horizontal	Vertical	Pass
9286.200	-32.91	36.07	-13.0	-19.91	152.00	Horizontal	Vertical	Pass
19064.388	-20.84	44.78	-13.0	-7.84	49.00	Horizontal	Vertical	Pass

RSE-V&VWCDMA Band 4 CH1513

RSE Test case_FCC PART22&24&27_FCC PART 27_1700_WCDMA B4<E B4

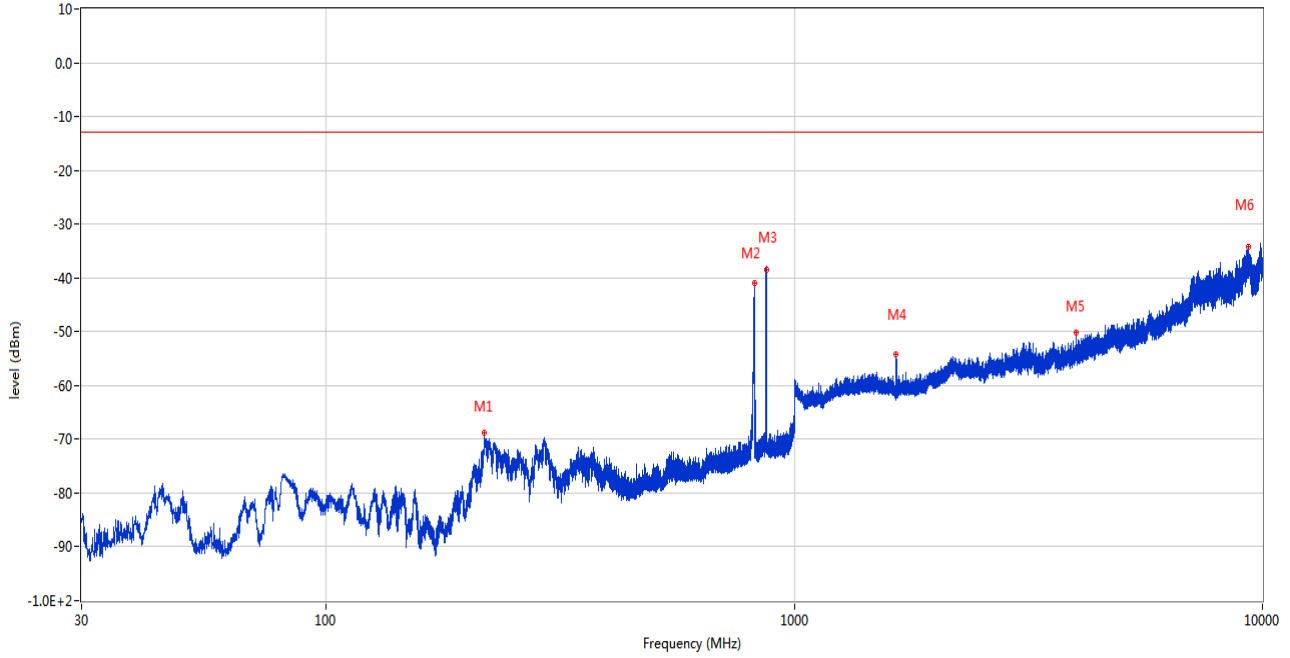


Frequency (MHz)	Result (dBm)	Factor (dB)	PK Limit (dBm)	Over Limit (dB)	Table (o)	ANT	EUT	Verdict
44.550	-64.01	-16.77	-13.0	-51.01	245.00	Vertical	Vertical	Pass
1798.900	-58.05	-2.26	-13.0	-45.05	125.00	Vertical	Vertical	N/A
2152.700	-42.64	0.30	-13.0	-29.64	175.00	Vertical	Vertical	N/A
4255.200	-49.90	7.11	-13.0	-36.90	327.00	Vertical	Vertical	Pass
9379.063	-33.55	36.22	-13.0	-20.55	0.00	Vertical	Vertical	Pass
18358.962	-20.90	44.58	-13.0	-7.90	220.00	Vertical	Vertical	Pass

7 WCDMA Band 5 7.1 WCDMA Band 5 Low Channel

RSE-H&V WCDMA Band 5 CH4132

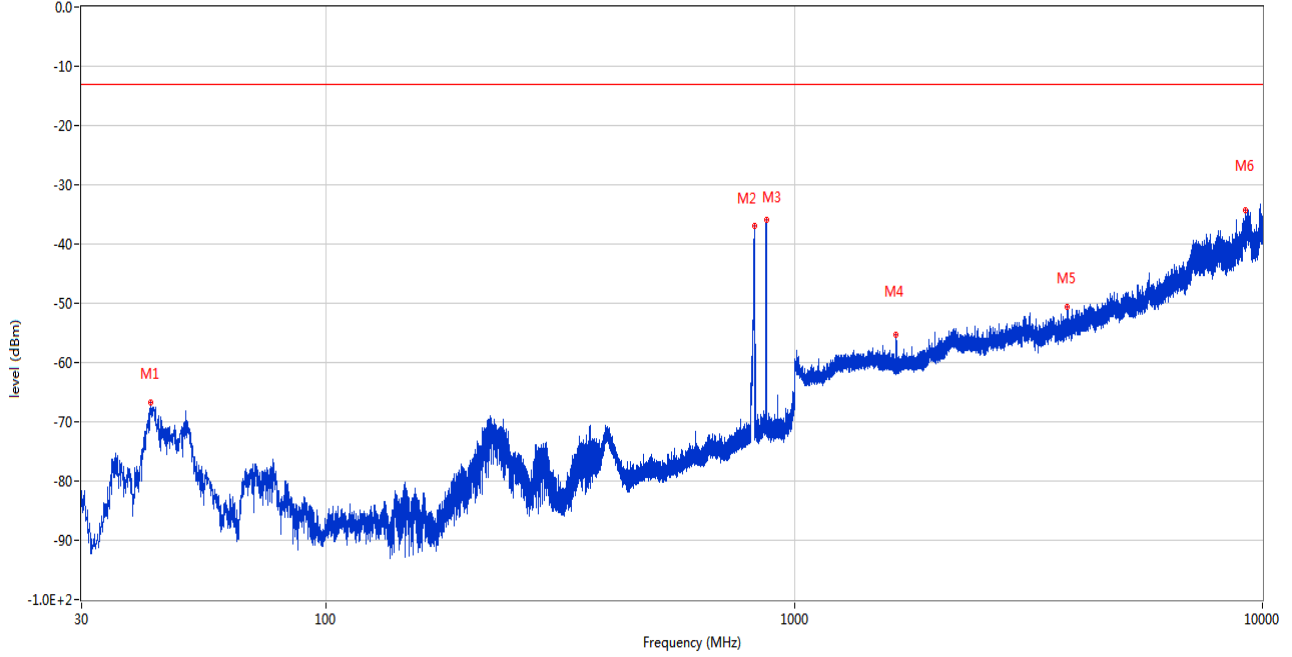
RSE Test case_FCC PART22&24&27_FCC PART 22_850_GSM 850&CDMA BC0&WCDMA B5<E B5&26



Frequency (MHz)	Result (dBm)	Factor (dB)	PK Limit (dBm)	Over Limit (dB)	Table (o)	ANT	EUT	Verdict
217.840	-68.83	-14.95	-13.0	-55.83	136.00	Horizontal	Vertical	Pass
820.793	-41.05	-1.57	-13.0	-28.05	180.00	Horizontal	Vertical	N/A
872.639	-38.55	-1.16	-13.0	-25.55	8.00	Horizontal	Vertical	N/A
1650.300	-54.18	-3.93	-13.0	-41.18	3.00	Horizontal	Vertical	Pass
4003.800	-50.22	6.36	-13.0	-37.22	126.00	Horizontal	Vertical	Pass
9318.400	-34.22	35.89	-13.0	-21.22	6.00	Horizontal	Vertical	Pass

RSE-V&V WCDMA Band 5 CH4132

RSE Test case_FCC PART22&24&27_FCC PART 22_850_GSM 850&CDMA BC0&WCDMA B5<E B5&26

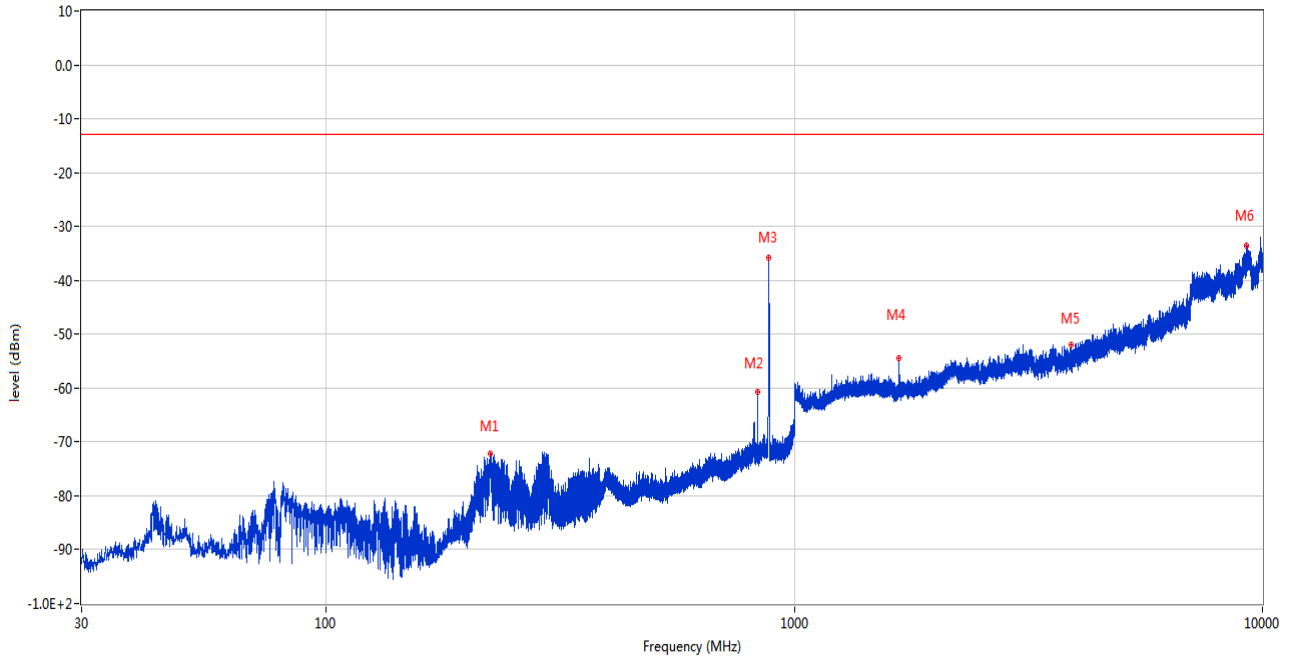


Frequency (MHz)	Result (dBm)	Factor (dB)	PK Limit (dBm)	Over Limit (dB)	Table (o)	ANT	EUT	Verdict
42.125	-66.83	-16.48	-13.0	-53.83	226.00	Vertical	Vertical	Pass
820.695	-37.01	-1.57	-13.0	-24.01	112.00	Vertical	Vertical	N/A
871.669	-35.88	-1.27	-13.0	-22.88	46.00	Vertical	Vertical	N/A
1651.400	-55.39	-3.96	-13.0	-42.39	67.00	Vertical	Vertical	Pass
3818.000	-50.59	5.13	-13.0	-37.59	195.00	Vertical	Vertical	Pass
9190.750	-34.28	34.89	-13.0	-21.28	18.00	Vertical	Vertical	Pass

7.2 WCDMA Band 5 Middle Channel

RSE-H&V WCDMA Band 5 CH4182

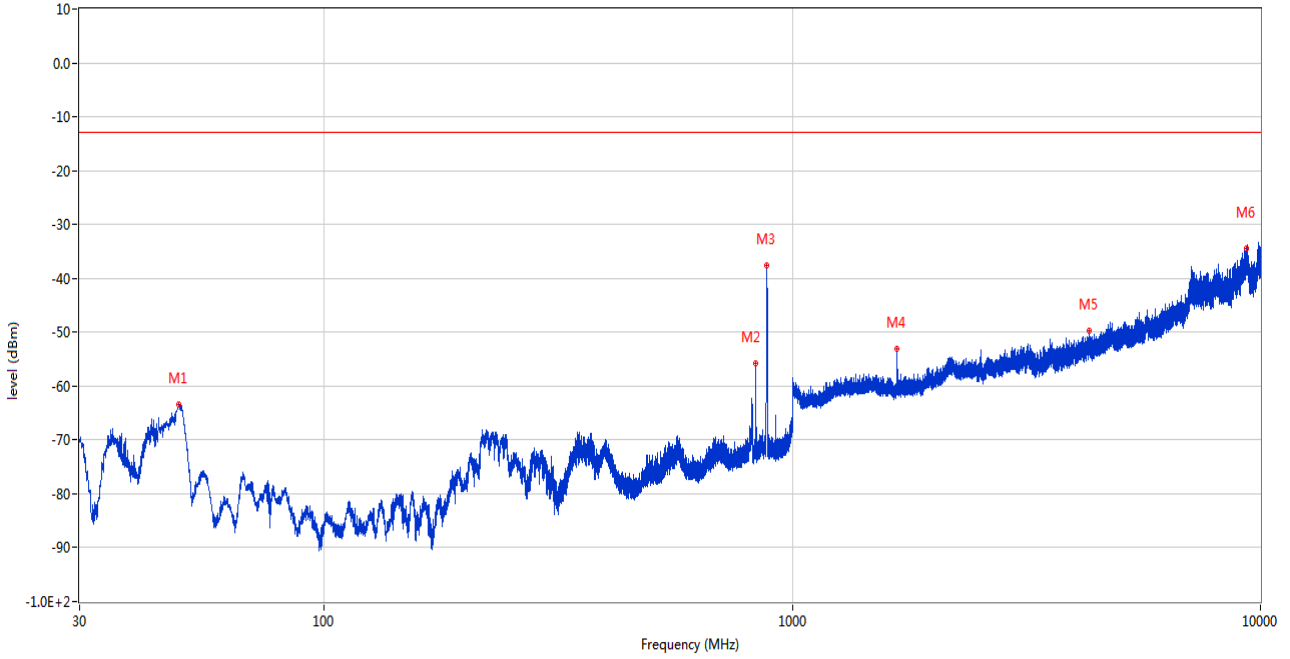
RSE Test case_FCC PART22&24&27_FCC PART 22_850_GSM 850&CDMA BC0&WCDMA B5<E B5&26



Frequency (MHz)	Result (dBm)	Factor (dB)	PK Limit (dBm)	Over Limit (dB)	Table (o)	ANT	EUT	Verdict
224.097	-72.23	-15.06	-13.0	-59.23	145.00	Horizontal	Vertical	Pass
835.052	-60.64	-1.36	-13.0	-47.64	177.00	Horizontal	Vertical	N/A
881.078	-35.81	-1.36	-13.0	-22.81	83.00	Horizontal	Vertical	N/A
1675.300	-54.53	-3.51	-13.0	-41.53	227.00	Horizontal	Vertical	Pass
3902.000	-52.03	5.80	-13.0	-39.03	32.00	Horizontal	Vertical	Pass
9257.050	-33.52	36.00	-13.0	-20.52	174.00	Horizontal	Vertical	Pass

RSE-V&V WCDMA Band 5 CH4182

RSE Test case_FCC PART22&24&27_FCC PART 22_850_GSM 850&CDMA BC0&WCDMA B5<E B5&26

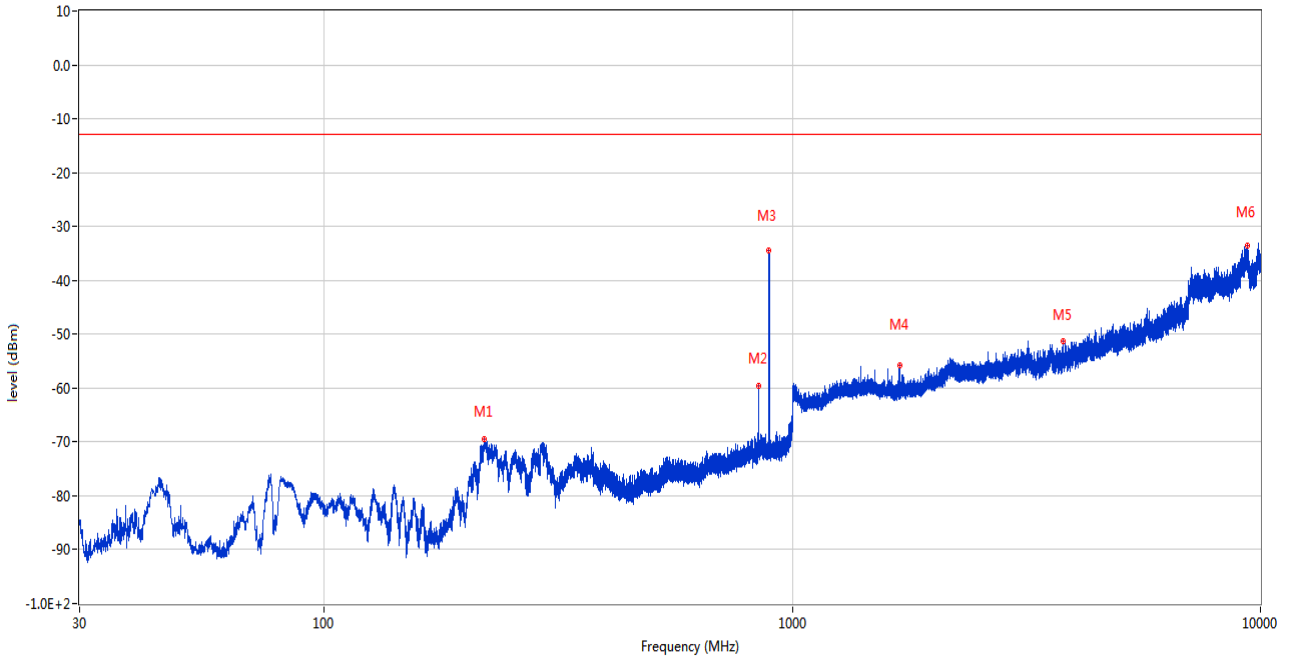


Frequency (MHz)	Result (dBm)	Factor (dB)	PK Limit (dBm)	Over Limit (dB)	Table (o)	ANT	EUT	Verdict
48.964	-63.40	-16.20	-13.0	-50.40	237.00	Vertical	Vertical	Pass
835.003	-55.88	-1.36	-13.0	-42.88	117.00	Vertical	Vertical	N/A
882.679	-37.67	-1.24	-13.0	-24.67	101.00	Vertical	Vertical	N/A
1674.700	-53.04	-3.61	-13.0	-40.04	167.00	Vertical	Vertical	Pass
4313.000	-49.68	7.35	-13.0	-36.68	297.00	Vertical	Vertical	Pass
9329.500	-34.53	35.87	-13.0	-21.53	27.00	Vertical	Vertical	Pass

7.3 WCDMA Band 5 High Channel

RSE-H&V WCDMA Band 5 CH4233

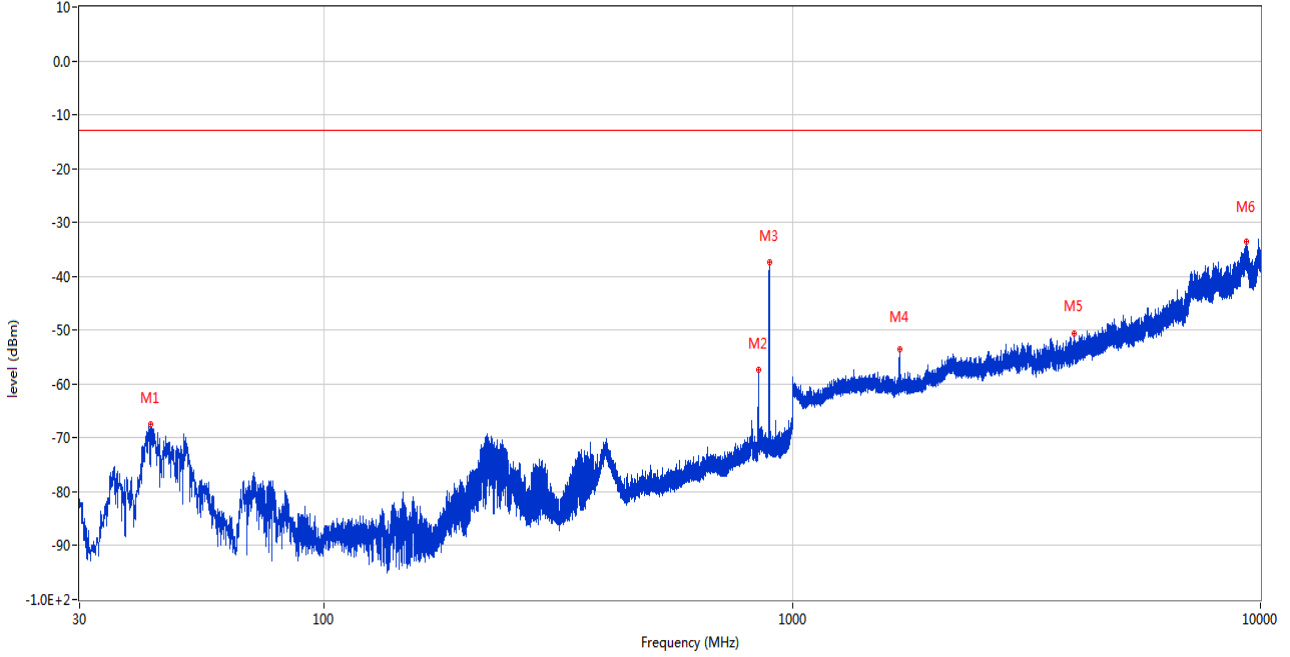
RSE Test case_FCC PART22&24&27_FCC PART 22_850_GSM 850&CDMA BC0&WCDMA B5<E B5&26



Frequency (MHz)	Result (dBm)	Factor (dB)	PK Limit (dBm)	Over Limit (dB)	Table (o)	ANT	EUT	Verdict
219.732	-69.39	-14.69	-13.0	-56.39	121.00	Horizontal	Vertical	Pass
847.516	-59.65	-0.99	-13.0	-46.65	0.00	Horizontal	Vertical	N/A
891.312	-34.41	-1.56	-13.0	-21.41	87.00	Horizontal	Vertical	N/A
1695.800	-55.80	-3.44	-13.0	-42.80	260.00	Horizontal	Vertical	Pass
3792.200	-51.39	5.33	-13.0	-38.39	67.00	Horizontal	Vertical	Pass
9392.650	-33.66	36.42	-13.0	-20.66	307.00	Horizontal	Vertical	Pass

RSE-V&V WCDMA Band 5 CH4233

RSE Test case_FCC PART22&24&27_FCC PART 22_850_GSM 850&CDMA BC0&WCDMA B5<E B5&26



Frequency (MHz)	Result (dBm)	Factor (dB)	PK Limit (dBm)	Over Limit (dB)	Table (o)	ANT	EUT	Verdict
42.562	-67.54	-16.54	-13.0	-54.54	281.00	Vertical	Vertical	Pass
847.516	-57.44	-0.99	-13.0	-44.44	132.00	Vertical	Vertical	N/A
892.961	-37.37	-1.39	-13.0	-24.37	8.00	Vertical	Vertical	N/A
1695.600	-53.58	-3.44	-13.0	-40.58	203.00	Vertical	Vertical	Pass
4002.200	-50.61	6.36	-13.0	-37.61	168.00	Vertical	Vertical	Pass
9335.650	-33.49	35.87	-13.0	-20.49	49.00	Vertical	Vertical	Pass

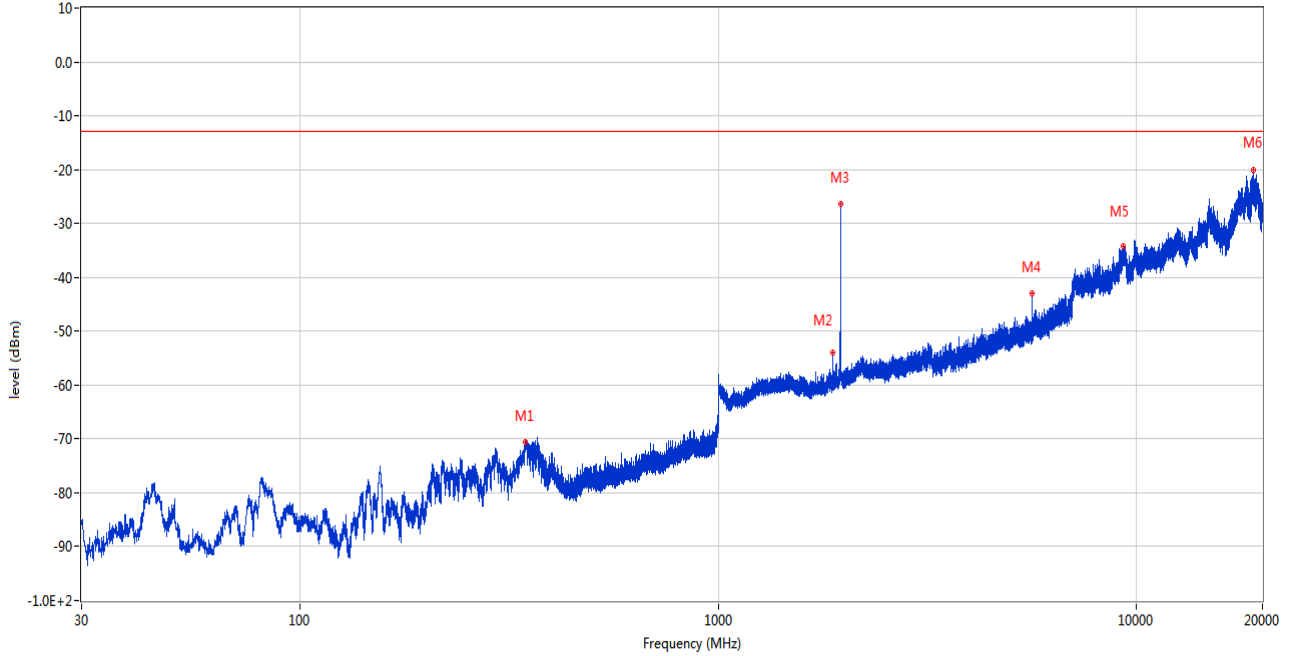
LTE

8 LTE Band 2

8.1 LTE Band 2 BW1.4, Middle Channel

RSE-H&V LTE Band 2 BW1.4 CH18900

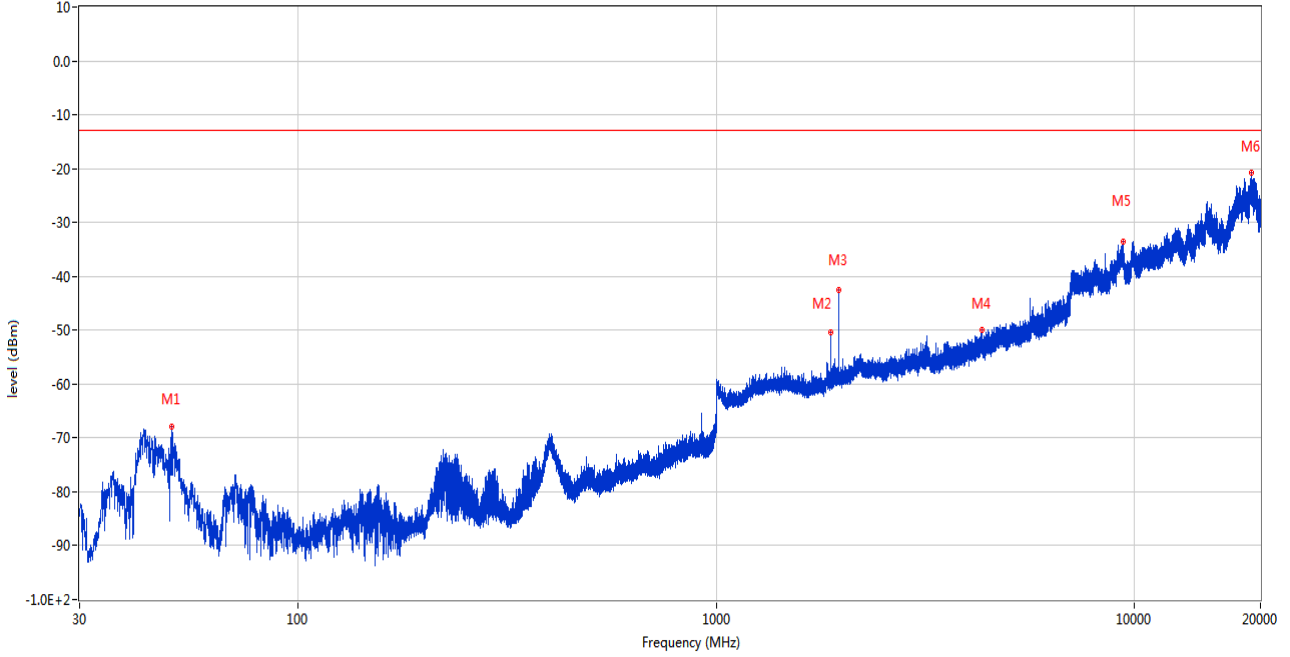
RSE Test case_FCC PART22&24&27_FCC PART 24_1900_GSM 1900&WCDMA B2&CDMA BC1<E B2&25



Frequency (MHz)	Result (dBm)	Factor (dB)	PK Limit (dBm)	Over Limit (dB)	Table (o)	ANT	EUT	Verdict
344.716	-70.55	-12.71	-13.0	-57.55	360.00	Horizontal	Vertical	Pass
1879.400	-53.94	-1.01	-13.0	-40.94	14.00	Horizontal	Vertical	N/A
1959.900	-26.39	-1.11	-13.0	-13.39	129.00	Horizontal	Vertical	N/A
5638.600	-43.08	10.49	-13.0	-30.08	182.00	Horizontal	Vertical	Pass
9316.963	-34.31	35.89	-13.0	-21.31	251.00	Horizontal	Vertical	Pass
19069.825	-20.18	44.78	-13.0	-7.18	137.00	Horizontal	Vertical	Pass

RSE-V&V LTE Band 2 BW1.4 CH18900

RSE Test case_FCC PART22&24&27_FCC PART 24_1900_GSM 1900&WCDMA B2&CDMA BC1<E B2&25

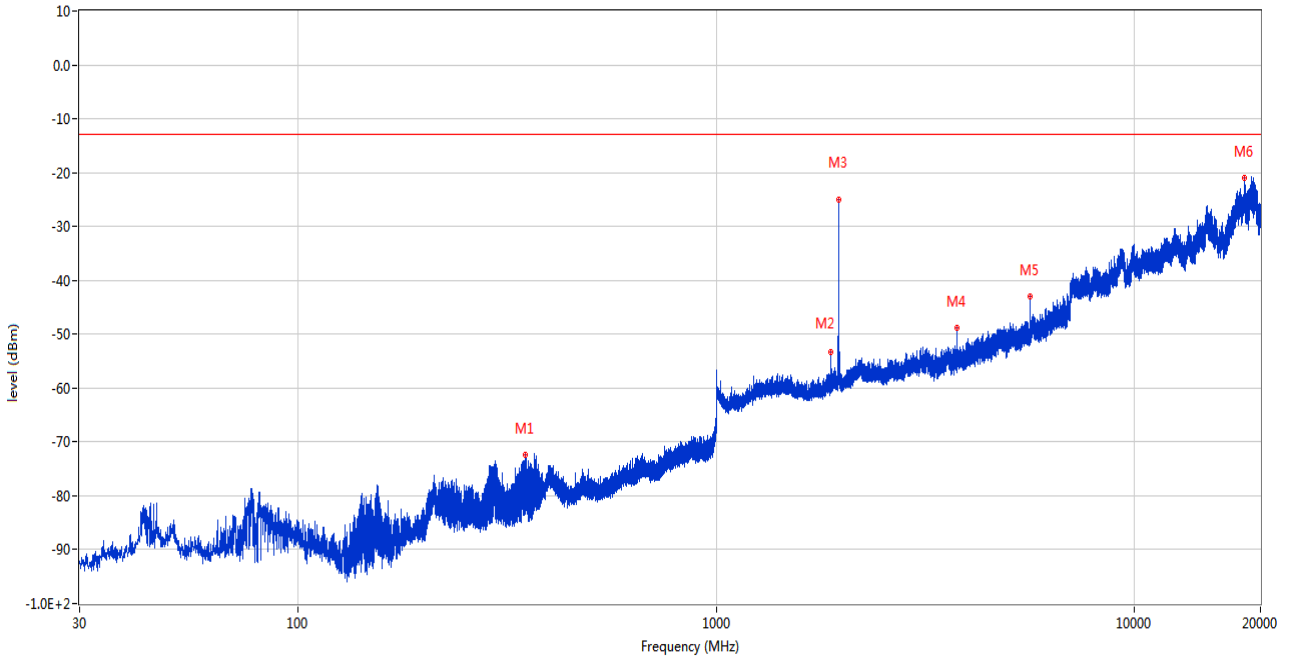


Frequency (MHz)	Result (dBm)	Factor (dB)	PK Limit (dBm)	Over Limit (dB)	Table (o)	ANT	EUT	Verdict
49.885	-67.81	-15.22	-13.0	-54.81	230.00	Vertical	Vertical	Pass
1879.500	-50.42	-1.01	-13.0	-37.42	185.00	Vertical	Vertical	N/A
1959.800	-42.60	-1.10	-13.0	-29.60	0.00	Vertical	Vertical	N/A
4308.000	-49.99	7.22	-13.0	-36.99	255.00	Vertical	Vertical	Pass
9393.150	-33.46	36.43	-13.0	-20.46	100.00	Vertical	Vertical	Pass
19057.863	-20.84	44.58	-13.0	-7.84	112.00	Vertical	Vertical	Pass

8.2 LTE Band 2 BW3, Middle Channel

RSE-H&V LTE Band 2 BW3 CH18900

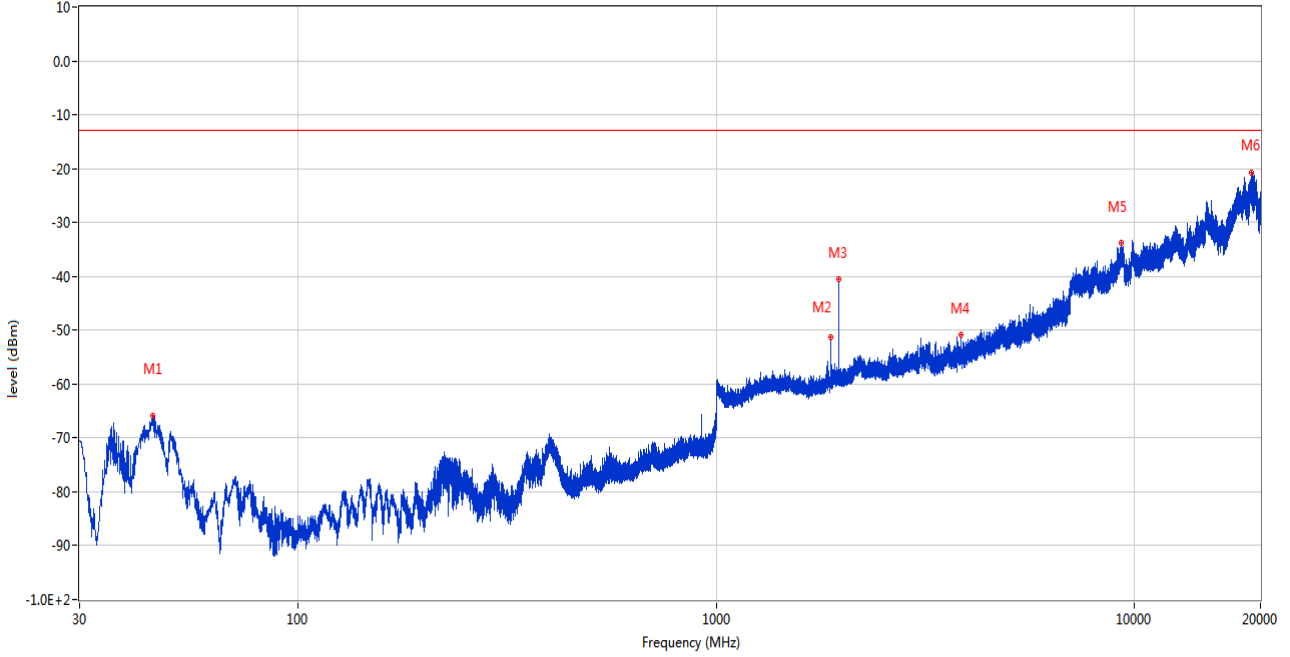
RSE Test case_FCC PART22&24&27_FCC PART 24_1900_GSM 1900&WCDMA B2&CDMA BC1<E B2&25



Frequency (MHz)	Result (dBm)	Factor (dB)	PK Limit (dBm)	Over Limit (dB)	Table (o)	ANT	EUT	Verdict
349.421	-72.42	-12.26	-13.0	-59.42	0.00	Horizontal	Vertical	Pass
1878.600	-53.34	-1.02	-13.0	-40.34	14.00	Horizontal	Vertical	N/A
1960.300	-25.01	-1.16	-13.0	-12.01	254.00	Horizontal	Vertical	N/A
3757.200	-48.87	4.90	-13.0	-35.87	155.00	Horizontal	Vertical	Pass
5636.000	-42.98	10.44	-13.0	-29.98	137.00	Horizontal	Vertical	Pass
18360.052	-21.03	44.73	-13.0	-8.03	266.00	Horizontal	Vertical	Pass

RSE-V&V LTE Band 2 BW3 CH18900

RSE Test case_FCC PART22&24&27_FCC PART 24_1900_GSM 1900&WCDMA B2&CDMA BC1<E B2&25

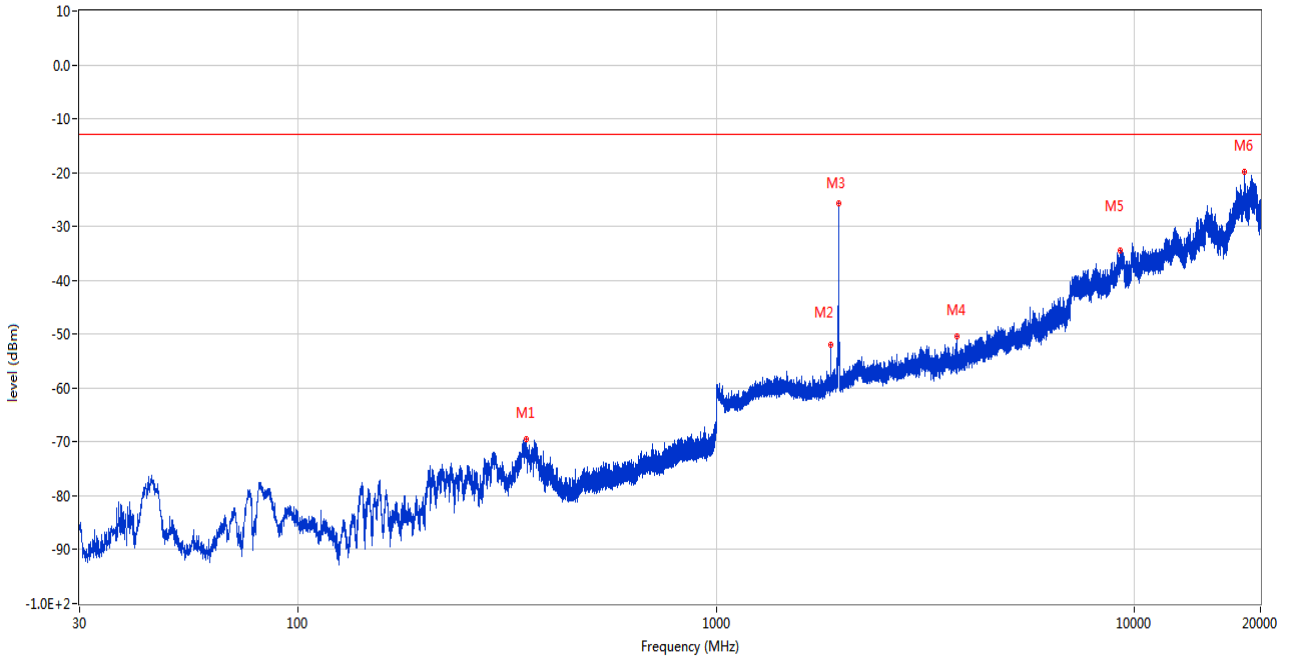


Frequency (MHz)	Result (dBm)	Factor (dB)	PK Limit (dBm)	Over Limit (dB)	Table (o)	ANT	EUT	Verdict
44.986	-65.78	-16.78	-13.0	-52.78	39.00	Vertical	Vertical	Pass
1878.700	-51.36	-1.02	-13.0	-38.36	194.00	Vertical	Vertical	N/A
1960.200	-40.48	-1.15	-13.0	-27.48	8.00	Vertical	Vertical	N/A
3849.400	-50.89	5.23	-13.0	-37.89	360.00	Vertical	Vertical	Pass
9315.237	-33.86	35.90	-13.0	-20.86	120.00	Vertical	Vertical	Pass
19065.838	-20.75	44.78	-13.0	-7.75	238.00	Vertical	Vertical	Pass

8.3 LTE Band 2 BW5, Middle Channel

RSE-H&V LTE Band 2 BW5 CH18900

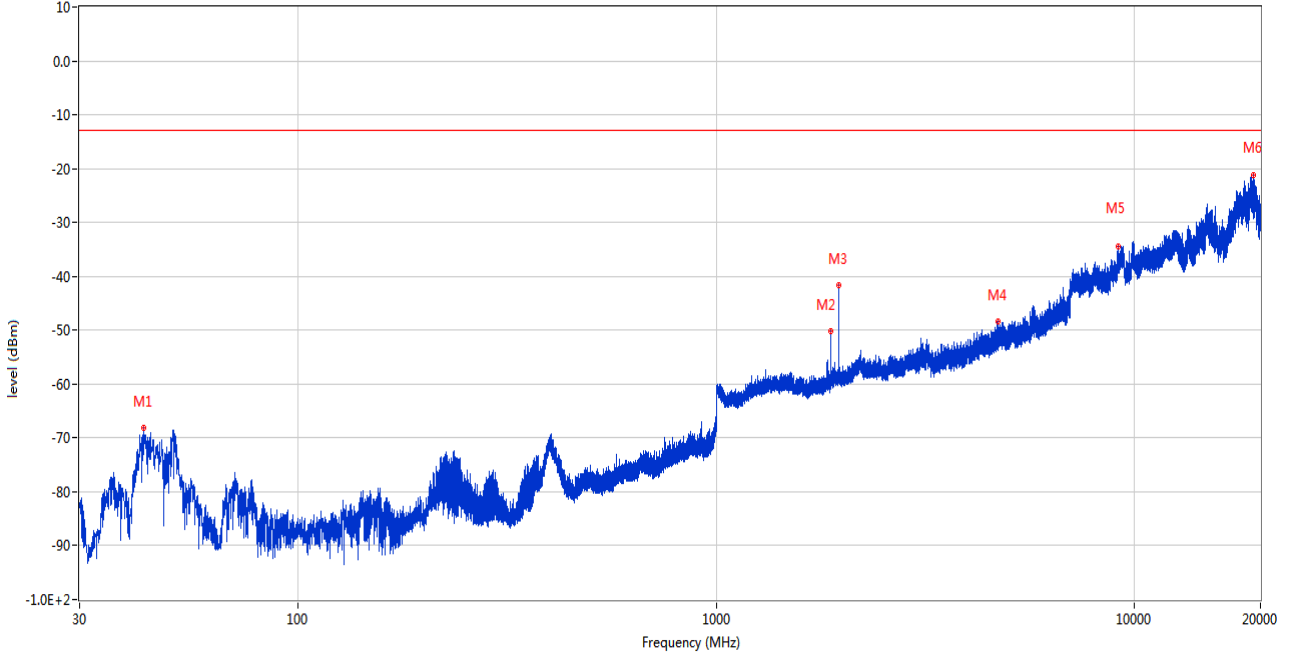
RSE Test case_FCC PART22&24&27_FCC PART 24_1900_GSM 1900&WCDMA B2&CDMA BC1<E B2&25



Frequency (MHz)	Result (dBm)	Factor (dB)	PK Limit (dBm)	Over Limit (dB)	Table (o)	ANT	EUT	Verdict
350.342	-69.57	-12.23	-13.0	-56.57	23.00	Horizontal	Vertical	Pass
1877.800	-51.89	-1.03	-13.0	-38.89	15.00	Horizontal	Vertical	N/A
1958.700	-25.69	-1.09	-13.0	-12.69	244.00	Horizontal	Vertical	N/A
3755.400	-50.43	4.79	-13.0	-37.43	62.00	Horizontal	Vertical	Pass
9256.300	-34.45	35.96	-13.0	-21.45	360.00	Horizontal	Vertical	Pass
18360.412	-19.75	44.66	-13.0	-6.75	125.00	Horizontal	Vertical	Pass

RSE-V&V LTE Band 2 BW5 CH18900

RSE Test case_FCC PART22&24&27_FCC PART 24_1900_GSM 1900&WCDMA B2&CDMA BC1<E B2&25

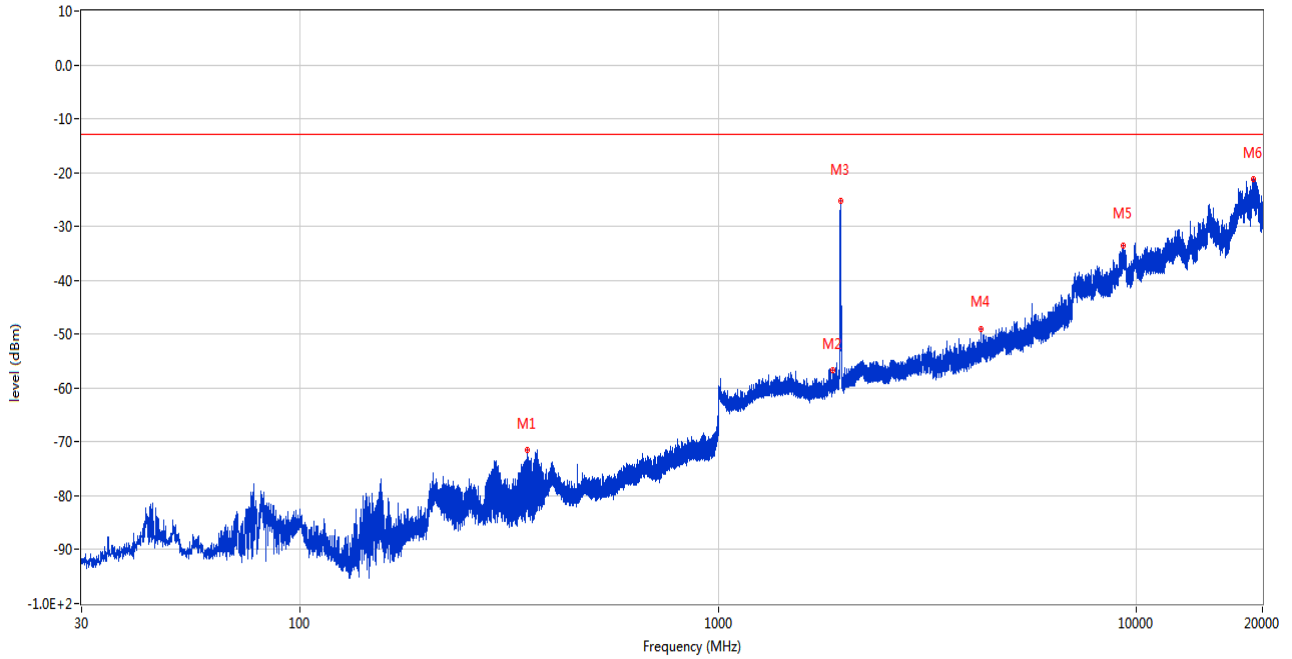


Frequency (MHz)	Result (dBm)	Factor (dB)	PK Limit (dBm)	Over Limit (dB)	Table (o)	ANT	EUT	Verdict
42.658	-68.22	-16.80	-13.0	-55.22	183.00	Vertical	Vertical	Pass
1877.800	-50.26	-1.03	-13.0	-37.26	188.00	Vertical	Vertical	N/A
1961.000	-41.70	-1.24	-13.0	-28.70	0.00	Vertical	Vertical	N/A
4712.800	-48.47	7.80	-13.0	-35.47	61.00	Vertical	Vertical	Pass
9134.401	-34.52	35.53	-13.0	-21.52	259.00	Vertical	Vertical	Pass
19254.700	-21.12	43.32	-13.0	-8.12	77.00	Vertical	Vertical	Pass

8.4 LTE Band 2 BW10, Middle Channel

RSE-H&V LTE Band 2 BW10 CH18900

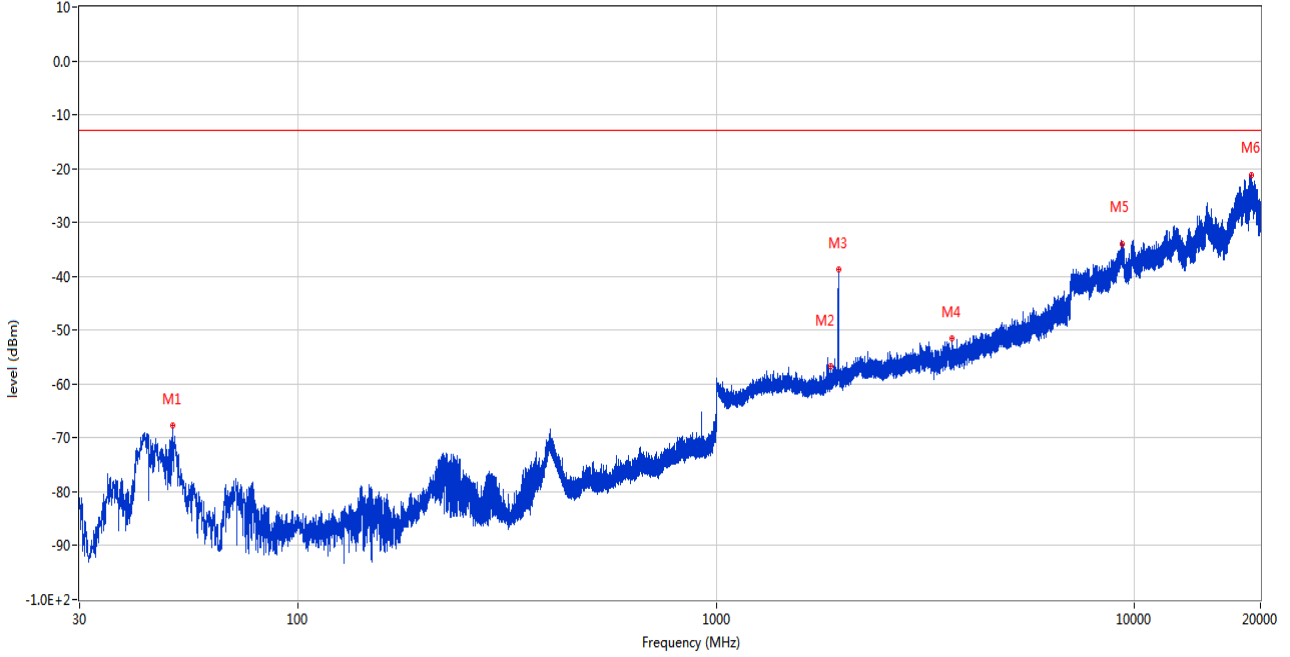
RSE Test case_FCC PART22&24&27_FCC PART 24_1900_GSM 1900&WCDMA B2&CDMA BC1<E B2&25



Frequency (MHz)	Result (dBm)	Factor (dB)	PK Limit (dBm)	Over Limit (dB)	Table (o)	ANT	EUT	Verdict
349.615	-71.52	-12.24	-13.0	-58.52	360.00	Horizontal	Vertical	Pass
1876.000	-56.70	-1.04	-13.0	-43.70	286.00	Horizontal	Vertical	N/A
1957.900	-25.33	-1.12	-13.0	-12.33	135.00	Horizontal	Vertical	N/A
4254.600	-49.03	7.01	-13.0	-36.03	287.00	Horizontal	Vertical	Pass
9316.675	-33.66	35.89	-13.0	-20.66	253.00	Horizontal	Vertical	Pass
19083.962	-21.13	44.64	-13.0	-8.13	31.00	Horizontal	Vertical	Pass

RSE-V&V LTE Band 2 BW10 CH18900

RSE Test case_FCC PART22&24&27_FCC PART 24_1900_GSM 1900&WCDMA B2&CDMA BC1<E B2&25

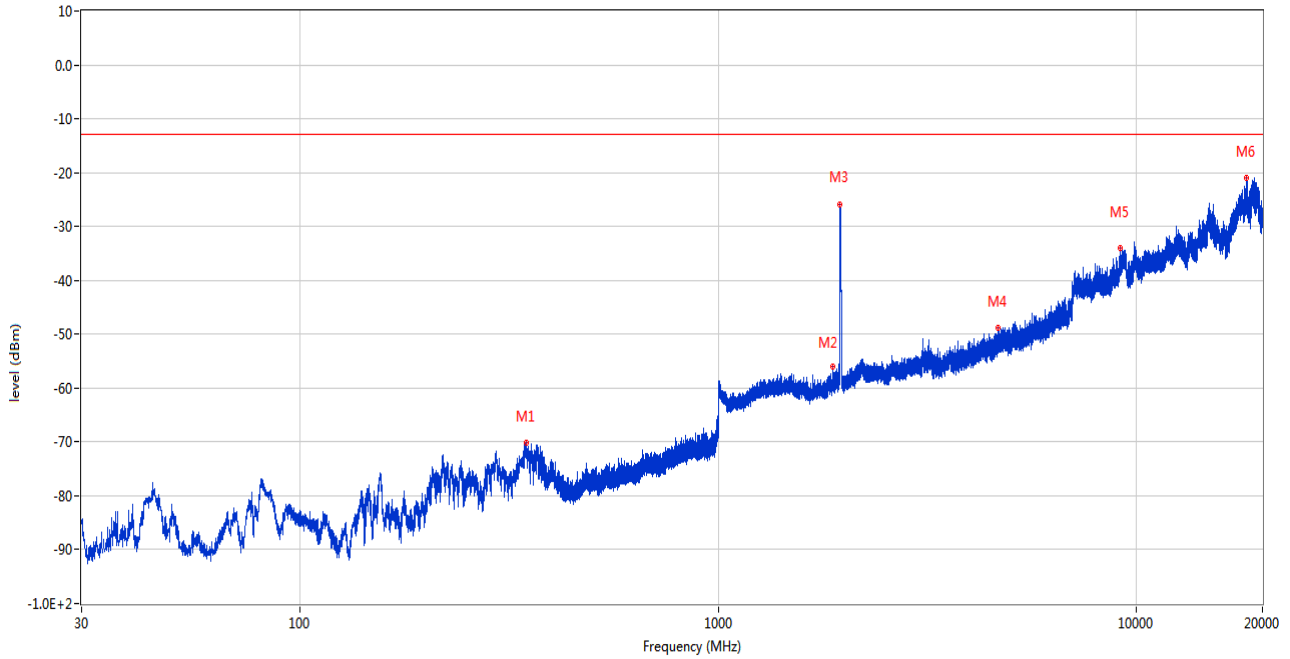


Frequency (MHz)	Result (dBm)	Factor (dB)	PK Limit (dBm)	Over Limit (dB)	Table (o)	ANT	EUT	Verdict
50.176	-67.75	-15.35	-13.0	-54.75	184.00	Vertical	Vertical	Pass
1875.500	-56.69	-1.05	-13.0	-43.69	208.00	Vertical	Vertical	N/A
1963.000	-38.66	-1.14	-13.0	-25.66	7.00	Vertical	Vertical	N/A
3659.200	-51.51	4.42	-13.0	-38.51	321.00	Vertical	Vertical	Pass
9341.400	-34.09	35.86	-13.0	-21.09	360.00	Vertical	Vertical	Pass
19060.038	-21.11	44.79	-13.0	-8.11	306.00	Vertical	Vertical	Pass

8.5 LTE Band 2 BW15, Middle Channel

RSE-H&V LTE Band 2 BW15 CH18900

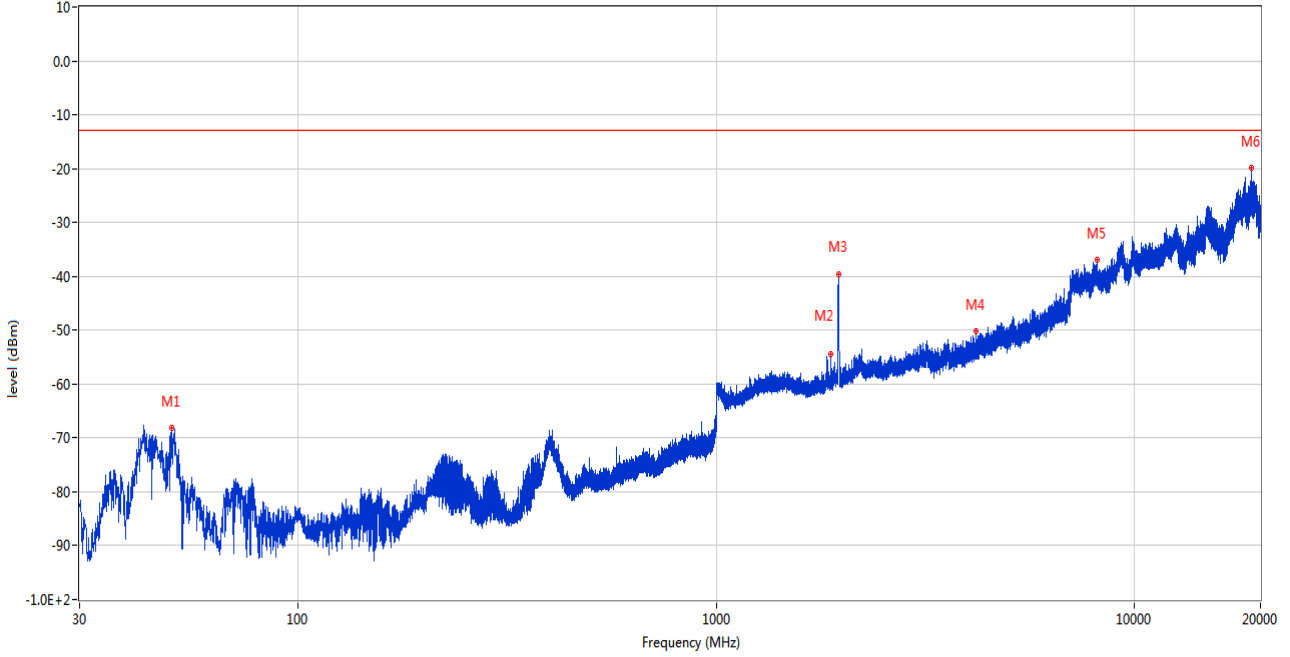
RSE Test case_FCC PART22&24&27_FCC PART 24_1900_GSM 1900&WCDMA B2&CDMA BC1<E B2&25



Frequency (MHz)	Result (dBm)	Factor (dB)	PK Limit (dBm)	Over Limit (dB)	Table (o)	ANT	EUT	Verdict
346.656	-70.07	-12.55	-13.0	-57.07	17.00	Horizontal	Vertical	Pass
1873.200	-56.09	-1.07	-13.0	-43.09	18.00	Horizontal	Vertical	N/A
1954.600	-25.99	-1.24	-13.0	-12.99	123.00	Horizontal	Vertical	N/A
4673.000	-48.90	8.29	-13.0	-35.90	221.00	Horizontal	Vertical	Pass
9154.813	-33.93	35.28	-13.0	-20.93	253.00	Horizontal	Vertical	Pass
18360.412	-21.06	44.66	-13.0	-8.06	0.00	Horizontal	Vertical	Pass

RSE-V&V LTE Band 2 BW15 CH18900

RSE Test case_FCC PART22&24&27_FCC PART 24_1900_GSM 1900&WCDMA B2&CDMA BC1<E B2&25

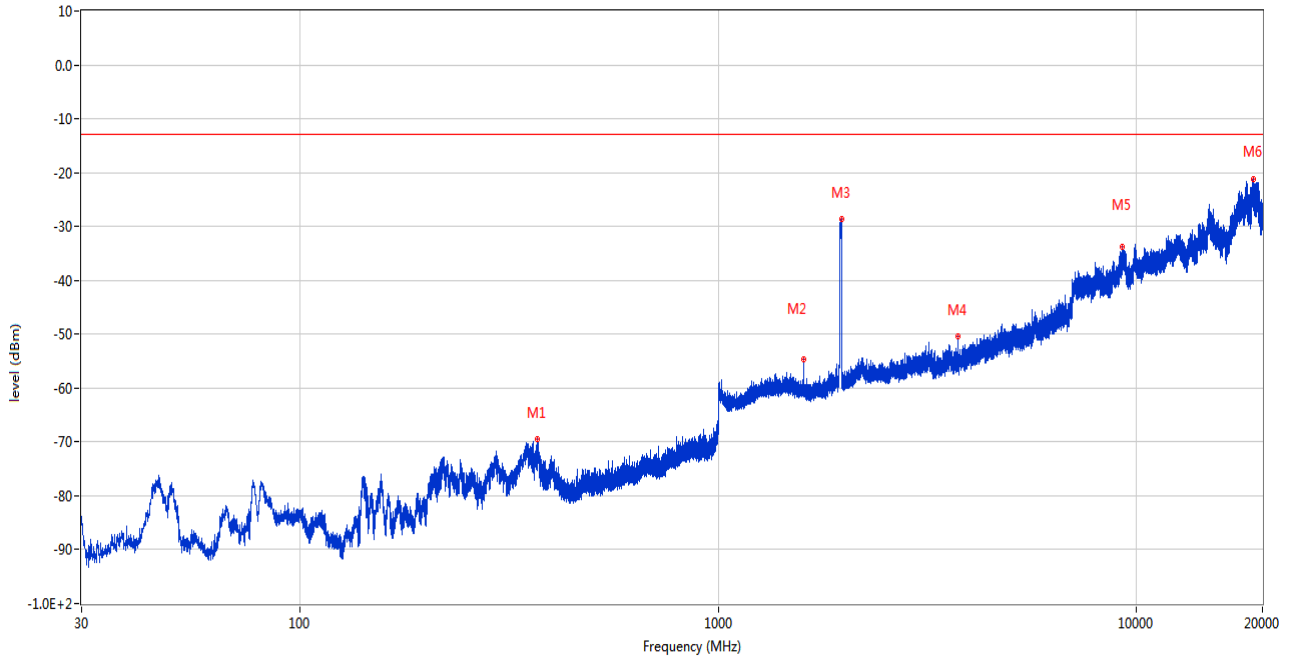


Frequency (MHz)	Result (dBm)	Factor (dB)	PK Limit (dBm)	Over Limit (dB)	Table (o)	ANT	EUT	Verdict
49.885	-68.18	-15.22	-13.0	-55.18	250.00	Vertical	Vertical	Pass
1873.200	-54.49	-1.07	-13.0	-41.49	197.00	Vertical	Vertical	N/A
1959.100	-39.50	-1.08	-13.0	-26.50	0.00	Vertical	Vertical	N/A
4169.200	-50.15	7.02	-13.0	-37.15	344.00	Vertical	Vertical	Pass
8133.325	-37.02	33.11	-13.0	-24.02	192.00	Vertical	Vertical	Pass
19073.450	-19.77	44.78	-13.0	-6.77	32.00	Vertical	Vertical	Pass

8.6 LTE Band 2 BW20, Middle Channel

RSE-H&V LTE Band 2 BW20 CH18900

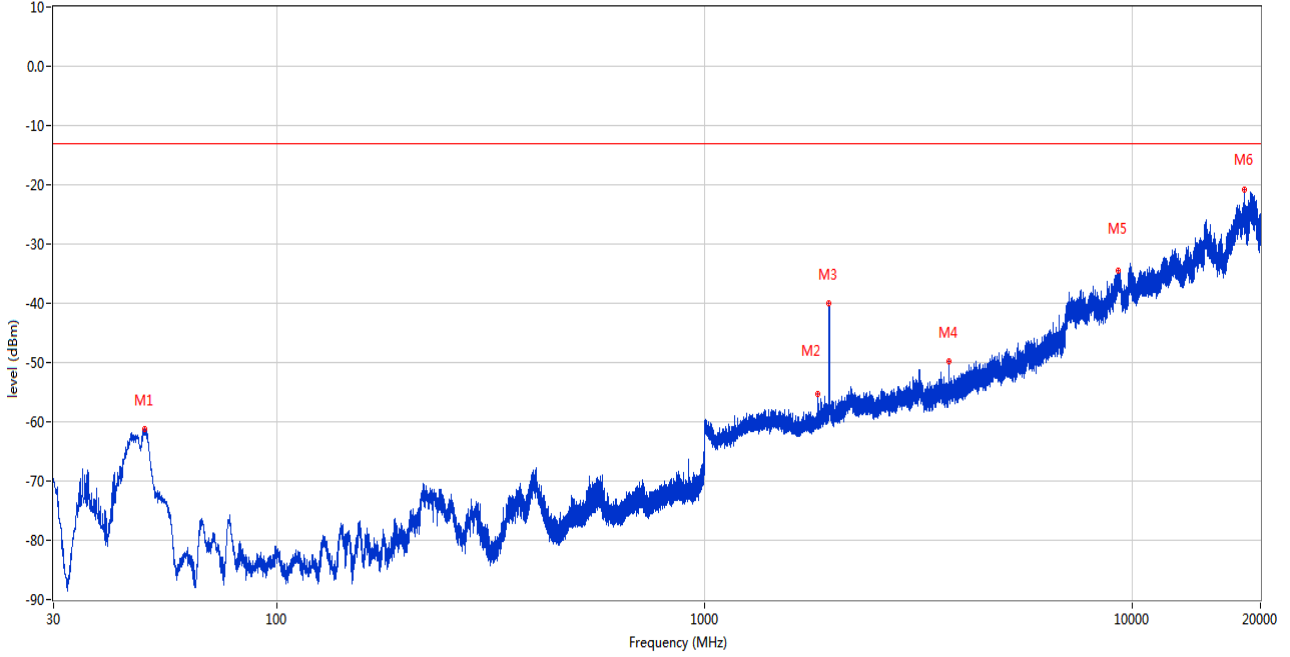
RSE Test case_FCC PART22&24&27_FCC PART 24_1900_GSM 1900&WCDMA B2&CDMA BC1<E B2&25



Frequency (MHz)	Result (dBm)	Factor (dB)	PK Limit (dBm)	Over Limit (dB)	Table (o)	ANT	EUT	Verdict
369.791	-69.51	-12.01	-13.0	-56.51	213.00	Horizontal	Vertical	Pass
1599.000	-54.70	-3.26	-13.0	-41.70	360.00	Horizontal	Vertical	Pass
1967.400	-28.71	-1.45	-13.0	-15.71	124.00	Horizontal	Vertical	N/A
3742.000	-50.49	4.48	-13.0	-37.49	168.00	Horizontal	Vertical	Pass
9261.475	-33.72	36.16	-13.0	-20.72	121.00	Horizontal	Vertical	Pass
19071.275	-21.30	44.78	-13.0	-8.30	115.00	Horizontal	Vertical	Pass

RSE-V&V LTE Band 2 BW20 CH18900

RSE Test case_FCC PART22&24&27_FCC PART 24_1900_GSM 1900&WCDMA B2&CDMA BC1<E B2&25



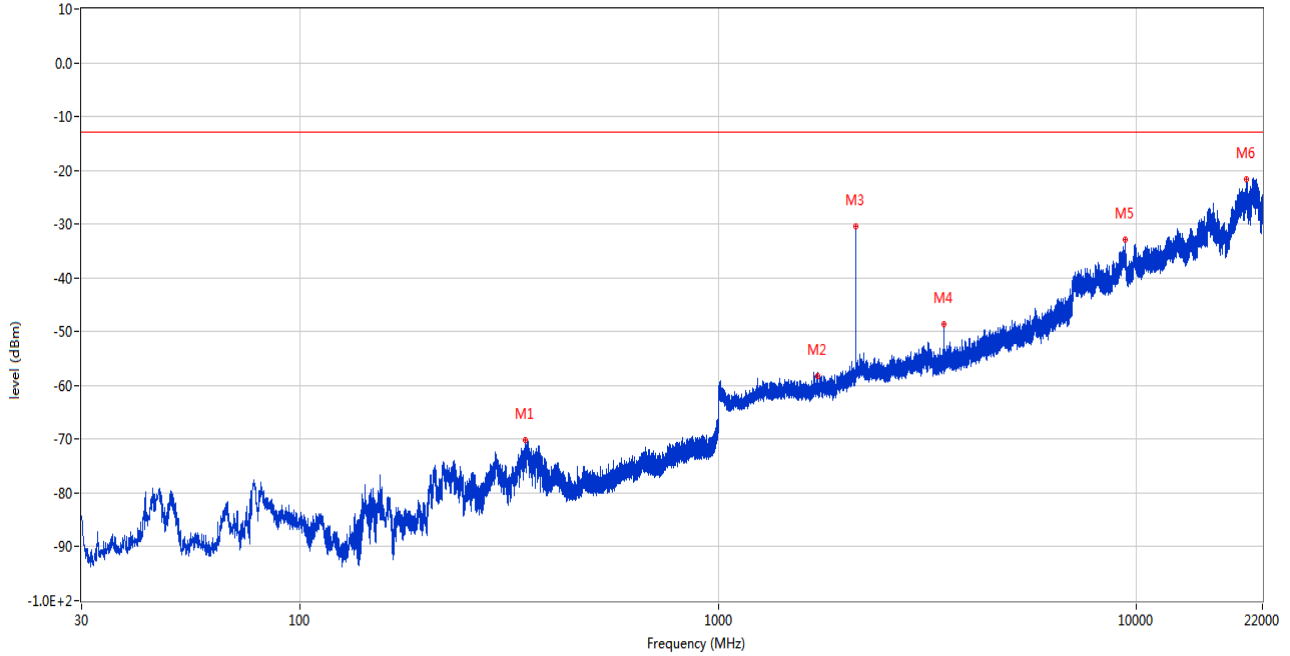
Frequency (MHz)	Result (dBm)	Factor (dB)	PK Limit (dBm)	Over Limit (dB)	Table (o)	ANT	EUT	Verdict
48.915	-61.32	-16.35	-13.0	-48.32	294.00	Vertical	Vertical	Pass
1843.000	-55.22	-1.42	-13.0	-42.22	189.00	Vertical	Vertical	N/A
1959.500	-40.10	-1.07	-13.0	-27.10	0.00	Vertical	Vertical	N/A
3742.000	-49.80	4.48	-13.0	-36.80	333.00	Vertical	Vertical	Pass
9281.313	-34.59	36.10	-13.0	-21.59	173.00	Vertical	Vertical	Pass
18360.052	-20.87	44.73	-13.0	-7.87	352.00	Vertical	Vertical	Pass

9 LTE Band 4

9.1 LTE Band 4 BW1.4, Middle Channel

RSE-H&V LTE Band 4 BW1.4 CH20175

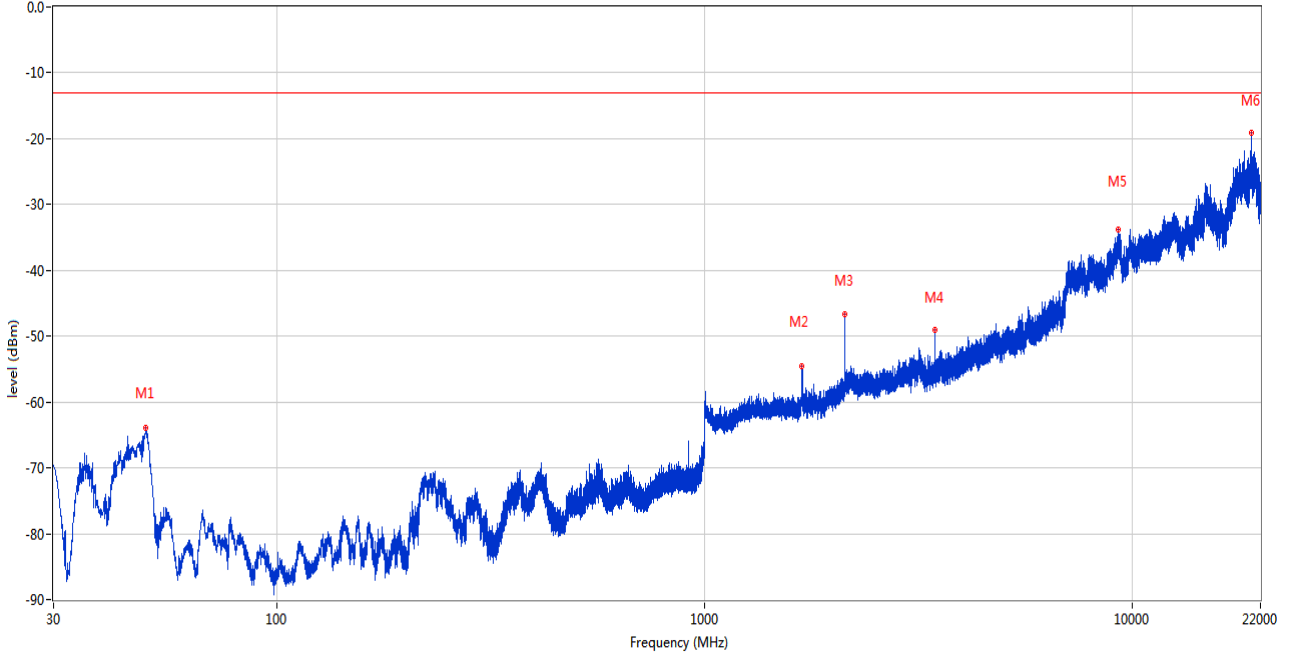
RSE Test case_FCC PART22&24&27_FCC PART 27_1700_WCDMA B4<E B4



Frequency (MHz)	Result (dBm)	Factor (dB)	PK Limit (dBm)	Over Limit (dB)	Table (o)	ANT	EUT	Verdict
346.123	-70.14	-12.65	-13.0	-57.14	4.00	Horizontal	Vertical	Pass
1723.700	-58.33	-2.14	-13.0	-45.33	356.00	Horizontal	Vertical	N/A
2132.000	-30.47	-0.24	-13.0	-17.47	142.00	Horizontal	Vertical	N/A
3464.000	-48.58	3.33	-13.0	-35.58	122.00	Horizontal	Vertical	Pass
9381.937	-32.78	36.27	-13.0	-19.78	36.00	Horizontal	Vertical	Pass
18357.512	-21.72	44.36	-13.0	-8.72	119.00	Horizontal	Vertical	Pass

RSE-V&V LTE Band 4 BW1.4 CH20175

RSE Test case_FCC PART22&24&27_FCC PART 27_1700_WCDMA B4<E B4

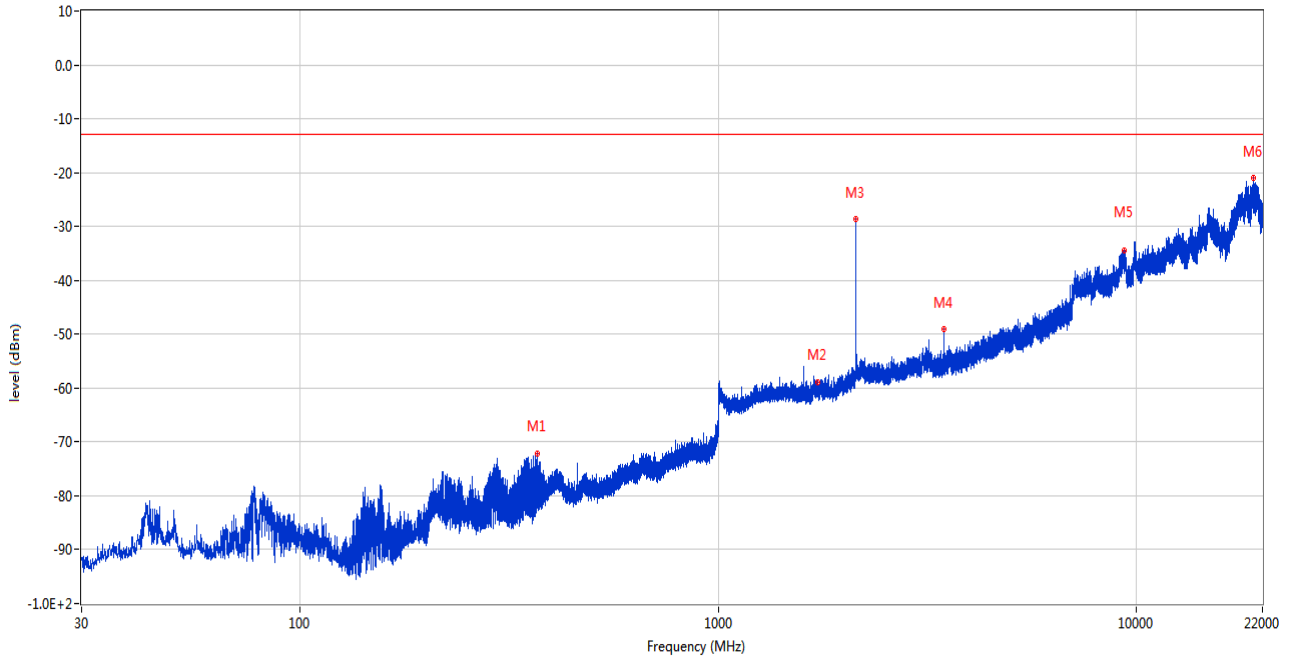


Frequency (MHz)	Result (dBm)	Factor (dB)	PK Limit (dBm)	Over Limit (dB)	Table (o)	ANT	EUT	Verdict
49.303	-63.98	-15.70	-13.0	-50.98	87.00	Vertical	Vertical	Pass
1690.600	-54.52	-3.51	-13.0	-41.52	170.00	Vertical	Vertical	N/A
2132.400	-46.74	-0.22	-13.0	-33.74	192.00	Vertical	Vertical	N/A
3464.000	-49.08	3.33	-13.0	-36.08	112.00	Vertical	Vertical	Pass
9295.974	-33.84	36.01	-13.0	-20.84	224.00	Vertical	Vertical	Pass
19064.025	-19.04	44.78	-13.0	-6.04	68.00	Vertical	Vertical	Pass

9.2 LTE Band 4 BW3, Middle Channel

RSE-H&V LTE Band 4 BW3 CH20175

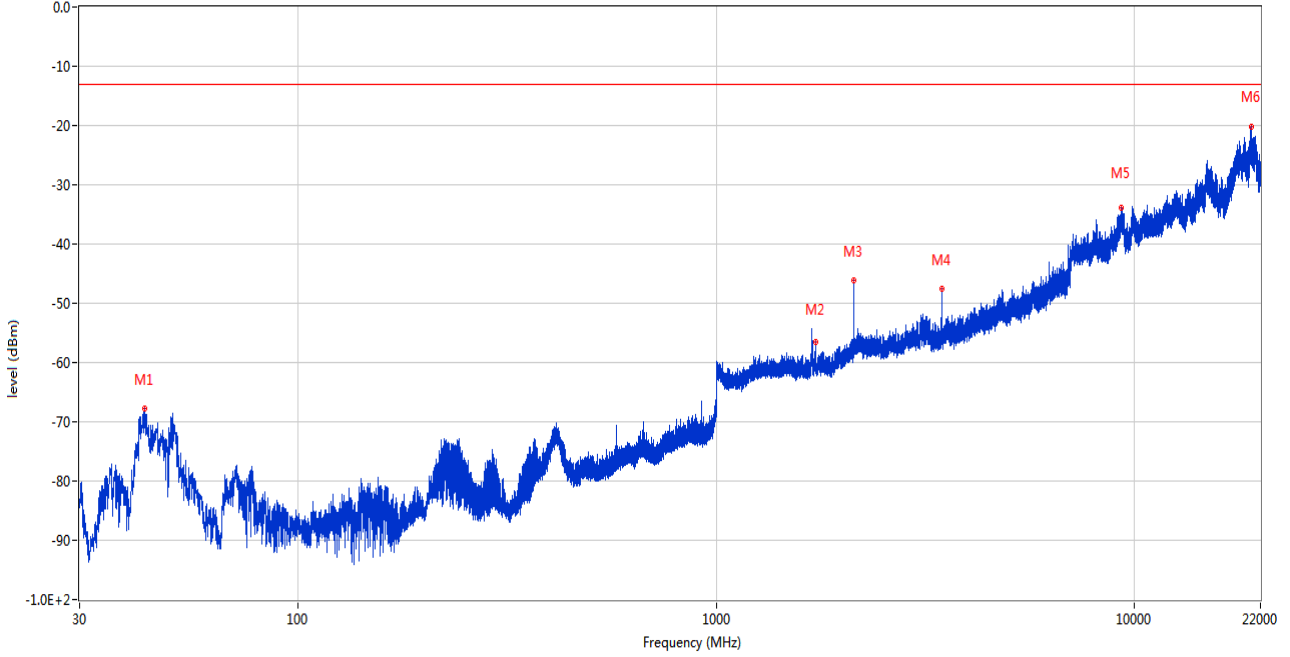
RSE Test case_FCC PART22&24&27_FCC PART 27_1700_WCDMA B4<E B4



Frequency (MHz)	Result (dBm)	Factor (dB)	PK Limit (dBm)	Over Limit (dB)	Table (o)	ANT	EUT	Verdict
367.996	-72.16	-12.47	-13.0	-59.16	223.00	Horizontal	Vertical	Pass
1731.100	-58.88	-2.13	-13.0	-45.88	180.00	Horizontal	Vertical	N/A
2133.200	-28.72	-0.17	-13.0	-15.72	233.00	Horizontal	Vertical	N/A
3462.400	-49.02	3.21	-13.0	-36.02	143.00	Horizontal	Vertical	Pass
9324.724	-34.44	35.88	-13.0	-21.44	174.00	Horizontal	Vertical	Pass
19063.663	-20.95	44.78	-13.0	-7.95	348.00	Horizontal	Vertical	Pass

RSE-V&V LTE Band 4 BW3 CH20175

RSE Test case_FCC PART22&24&27_FCC PART 27_1700_WCDMA B4<E B4

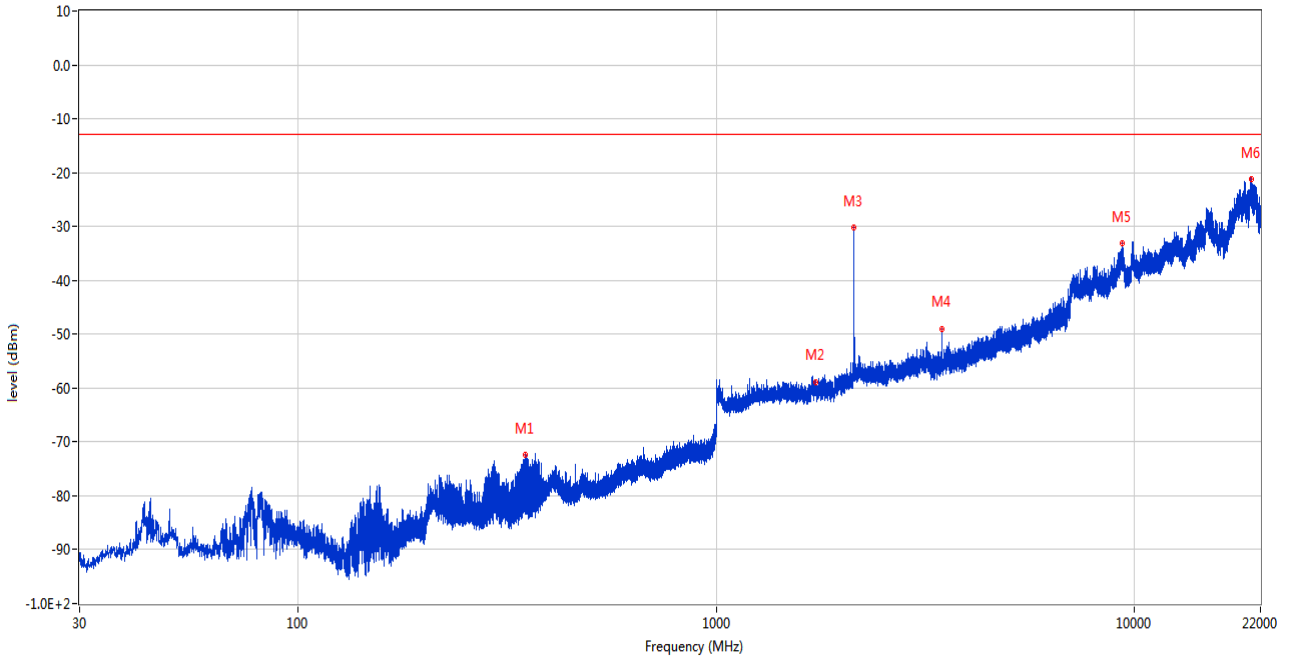


Frequency (MHz)	Result (dBm)	Factor (dB)	PK Limit (dBm)	Over Limit (dB)	Table (o)	ANT	EUT	Verdict
42.950	-67.76	-16.71	-13.0	-54.76	216.00	Vertical	Vertical	Pass
1731.000	-56.55	-2.13	-13.0	-43.55	193.00	Vertical	Vertical	N/A
2132.100	-46.19	-0.24	-13.0	-33.19	332.00	Vertical	Vertical	N/A
3462.400	-47.62	3.21	-13.0	-34.62	1.00	Vertical	Vertical	Pass
9315.237	-33.96	35.90	-13.0	-20.96	226.00	Vertical	Vertical	Pass
19068.738	-20.21	44.78	-13.0	-7.21	194.00	Vertical	Vertical	Pass

9.3 LTE Band 4 BW5, Middle Channel

RSE-H&V LTE Band 4 BW5 CH20175

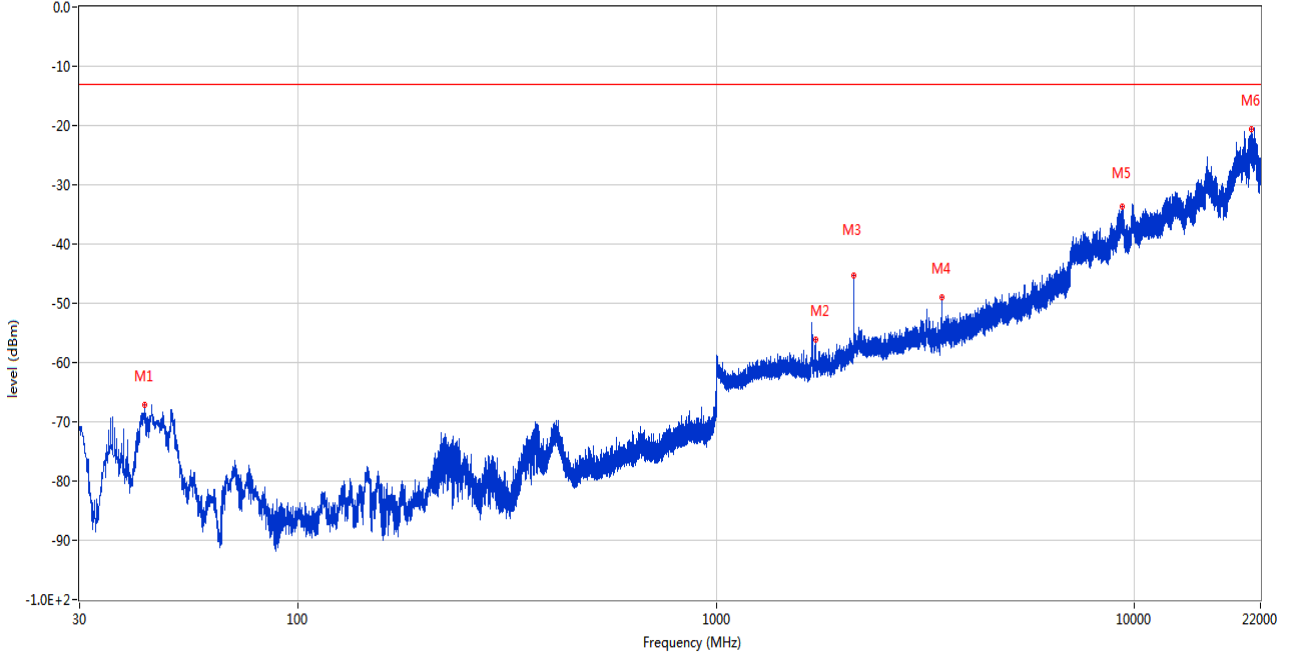
RSE Test case_FCC PART22&24&27_FCC PART 27_1700_WCDMA B4<E B4



Frequency (MHz)	Result (dBm)	Factor (dB)	PK Limit (dBm)	Over Limit (dB)	Table (o)	ANT	EUT	Verdict
349.470	-72.40	-12.19	-13.0	-59.40	338.00	Horizontal	Vertical	Pass
1730.400	-58.91	-2.13	-13.0	-45.91	257.00	Horizontal	Vertical	N/A
2133.600	-30.15	-0.15	-13.0	-17.15	140.00	Horizontal	Vertical	N/A
3460.600	-49.03	3.35	-13.0	-36.03	34.00	Horizontal	Vertical	Pass
9332.200	-33.02	35.87	-13.0	-20.02	288.00	Horizontal	Vertical	Pass
19060.038	-21.25	44.79	-13.0	-8.25	144.00	Horizontal	Vertical	Pass

RSE-V&V LTE Band 4 BW5 CH20175

RSE Test case_FCC PART22&24&27_FCC PART 27_1700_WCDMA B4<E B4

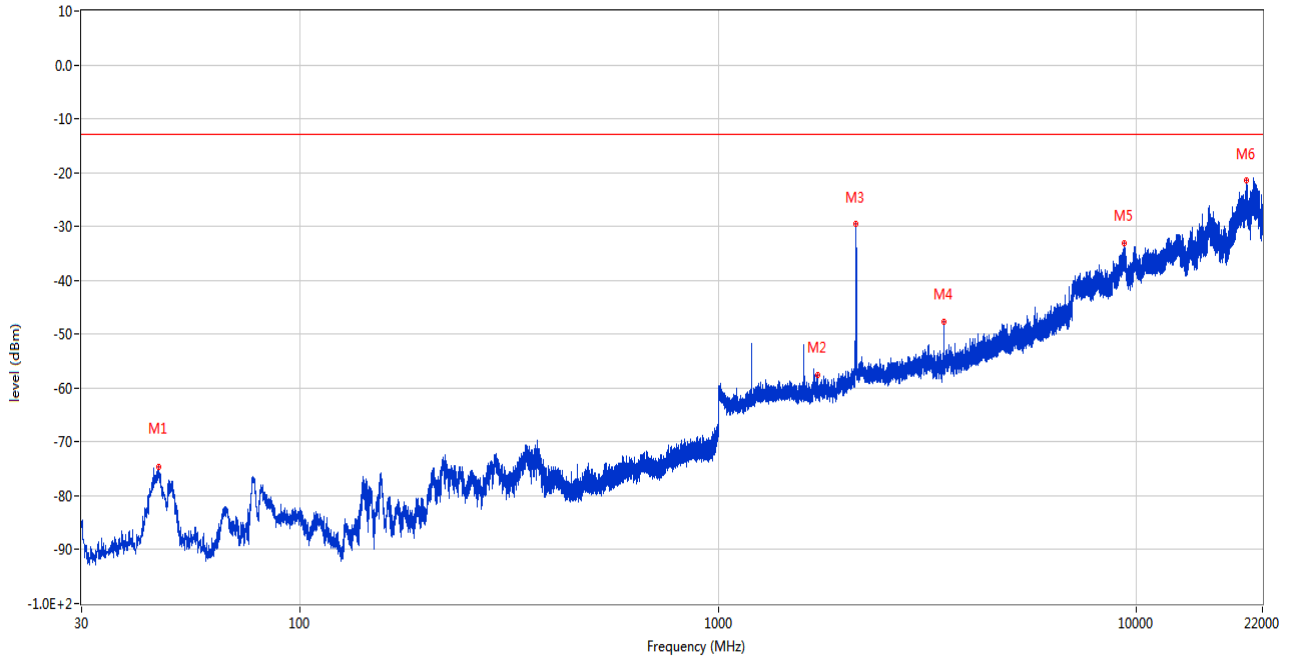


Frequency (MHz)	Result (dBm)	Factor (dB)	PK Limit (dBm)	Over Limit (dB)	Table (o)	ANT	EUT	Verdict
42.950	-67.19	-16.71	-13.0	-54.19	359.00	Vertical	Vertical	Pass
1730.100	-56.18	-2.13	-13.0	-43.18	174.00	Vertical	Vertical	N/A
2133.500	-45.25	-0.16	-13.0	-32.25	163.00	Vertical	Vertical	N/A
3460.600	-48.97	3.35	-13.0	-35.97	103.00	Vertical	Vertical	Pass
9347.151	-33.63	35.84	-13.0	-20.63	233.00	Vertical	Vertical	Pass
19053.150	-20.63	44.13	-13.0	-7.63	128.00	Vertical	Vertical	Pass

9.4 LTE Band 4 BW10, Middle Channel

RSE-H&V LTE Band 4 BW10 CH20175

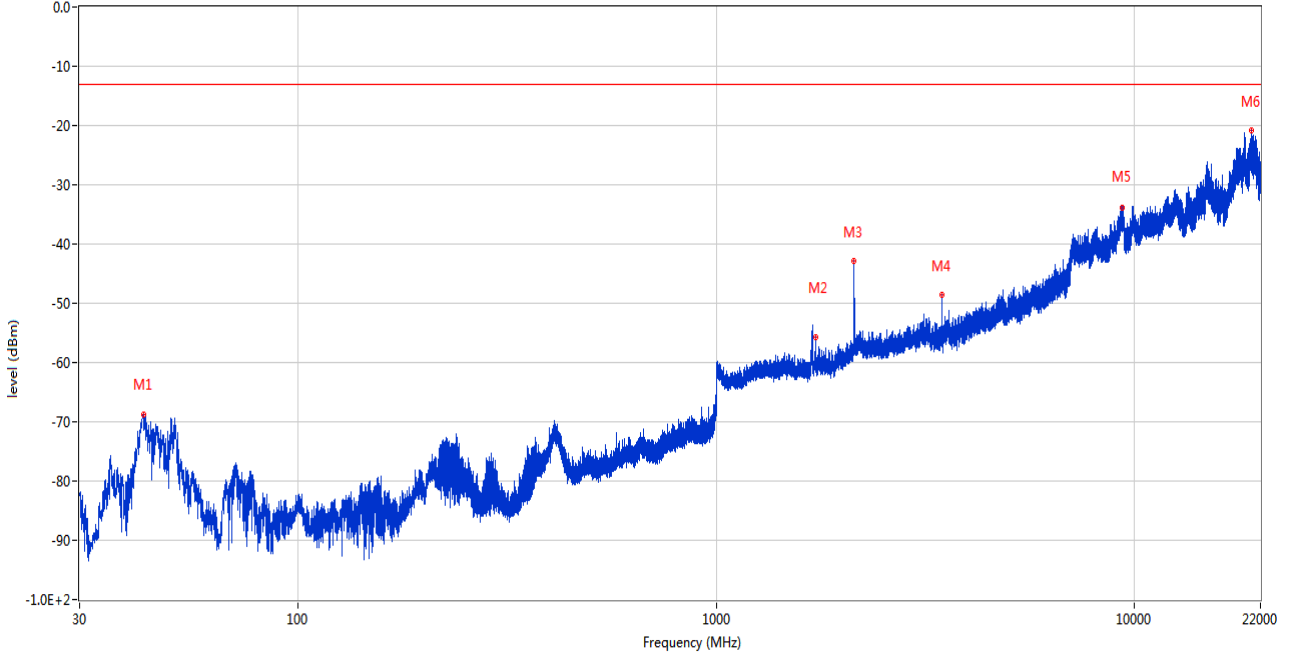
RSE Test case_FCC PART22&24&27_FCC PART 27_1700_WCDMA B4<E B4



Frequency (MHz)	Result (dBm)	Factor (dB)	PK Limit (dBm)	Over Limit (dB)	Table (o)	ANT	EUT	Verdict
45.763	-74.65	-16.06	-13.0	-61.65	217.00	Horizontal	Vertical	Pass
1727.900	-57.55	-2.14	-13.0	-44.55	171.00	Horizontal	Vertical	N/A
2130.000	-29.58	-0.02	-13.0	-16.58	132.00	Horizontal	Vertical	N/A
3456.200	-47.60	3.78	-13.0	-34.60	61.00	Horizontal	Vertical	Pass
9347.438	-33.19	35.84	-13.0	-20.19	154.00	Horizontal	Vertical	Pass
18353.887	-21.53	43.79	-13.0	-8.53	43.00	Horizontal	Vertical	Pass

RSE-V&V LTE Band 4 BW10 CH20175

RSE Test case_FCC PART22&24&27_FCC PART 27_1700_WCDMA B4<E B4

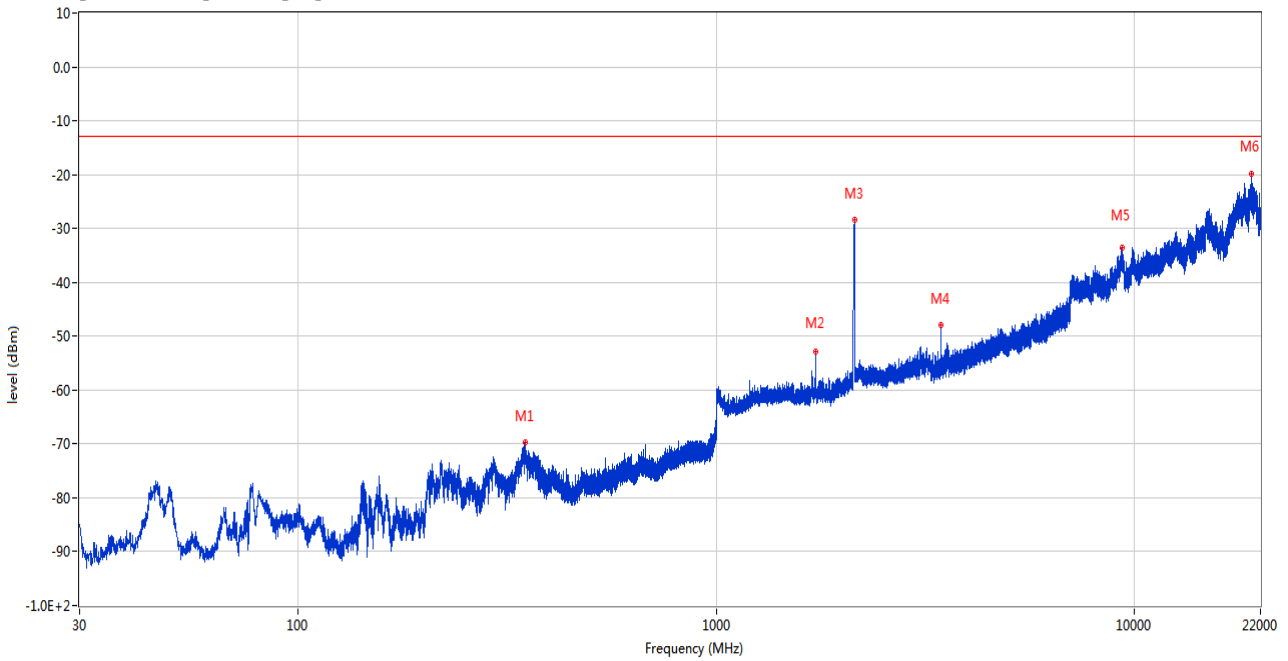


Frequency (MHz)	Result (dBm)	Factor (dB)	PK Limit (dBm)	Over Limit (dB)	Table (o)	ANT	EUT	Verdict
42.610	-68.69	-16.65	-13.0	-55.69	303.00	Vertical	Vertical	Pass
1728.000	-55.72	-2.14	-13.0	-42.72	177.00	Vertical	Vertical	N/A
2128.800	-42.89	-0.11	-13.0	-29.89	320.00	Vertical	Vertical	N/A
3455.800	-48.65	3.83	-13.0	-35.65	84.00	Vertical	Vertical	Pass
9352.901	-33.91	35.81	-13.0	-20.91	20.00	Vertical	Vertical	Pass
19077.800	-20.88	44.77	-13.0	-7.88	317.00	Vertical	Vertical	Pass

9.5 LTE Band 4 BW15, Middle Channel

RSE-H&V LTE Band 4 BW15 CH20175

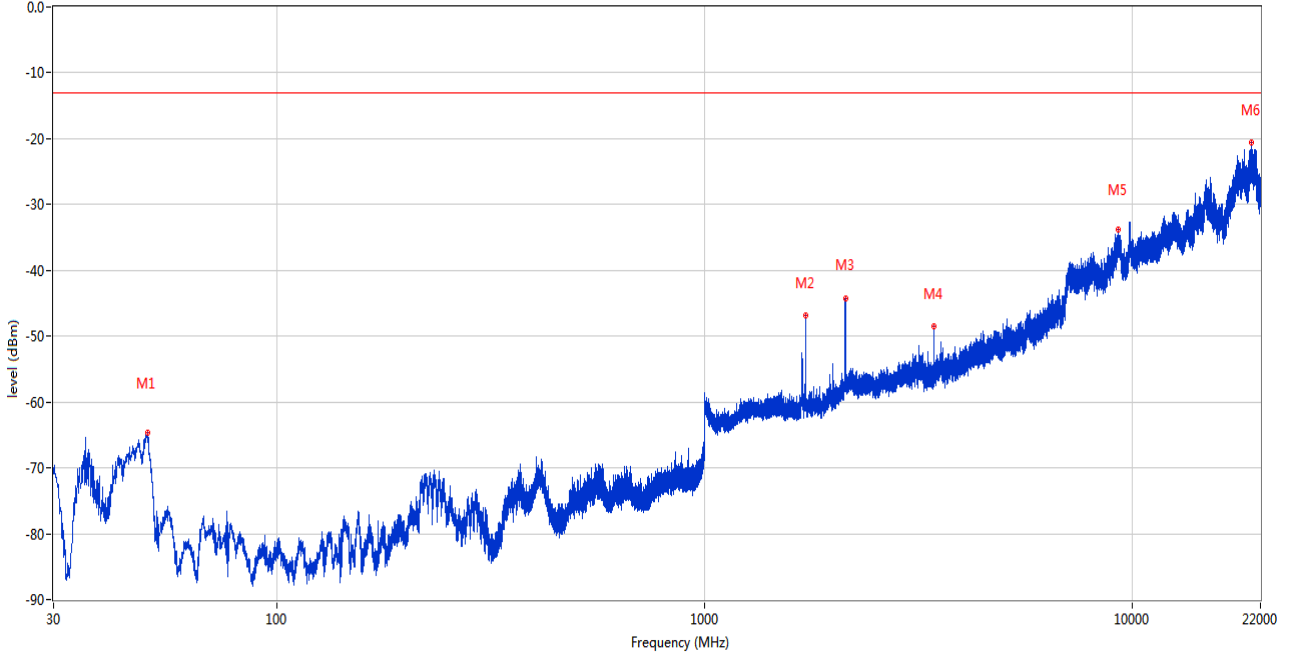
RSE Test case_FCC PART22&24&27_FCC PART 27_1700_WCDMA B4<E B4



Frequency (MHz)	Result (dBm)	Factor (dB)	PK Limit (dBm)	Over Limit (dB)	Table (o)	ANT	EUT	Verdict
348.451	-69.75	-12.31	-13.0	-56.75	10.00	Horizontal	Vertical	Pass
1725.600	-52.79	-2.14	-13.0	-39.79	22.00	Horizontal	Vertical	N/A
2138.700	-28.28	-0.11	-13.0	-15.28	149.00	Horizontal	Vertical	N/A
3451.400	-47.97	4.00	-13.0	-34.97	132.00	Horizontal	Vertical	Pass
9364.688	-33.66	35.87	-13.0	-20.66	255.00	Horizontal	Vertical	Pass
19076.350	-19.86	44.77	-13.0	-6.86	134.00	Horizontal	Vertical	Pass

RSE-V&V LTE Band 4 BW15 CH20175

RSE Test case_FCC PART22&24&27_FCC PART 27_1700_WCDMA B4<E B4

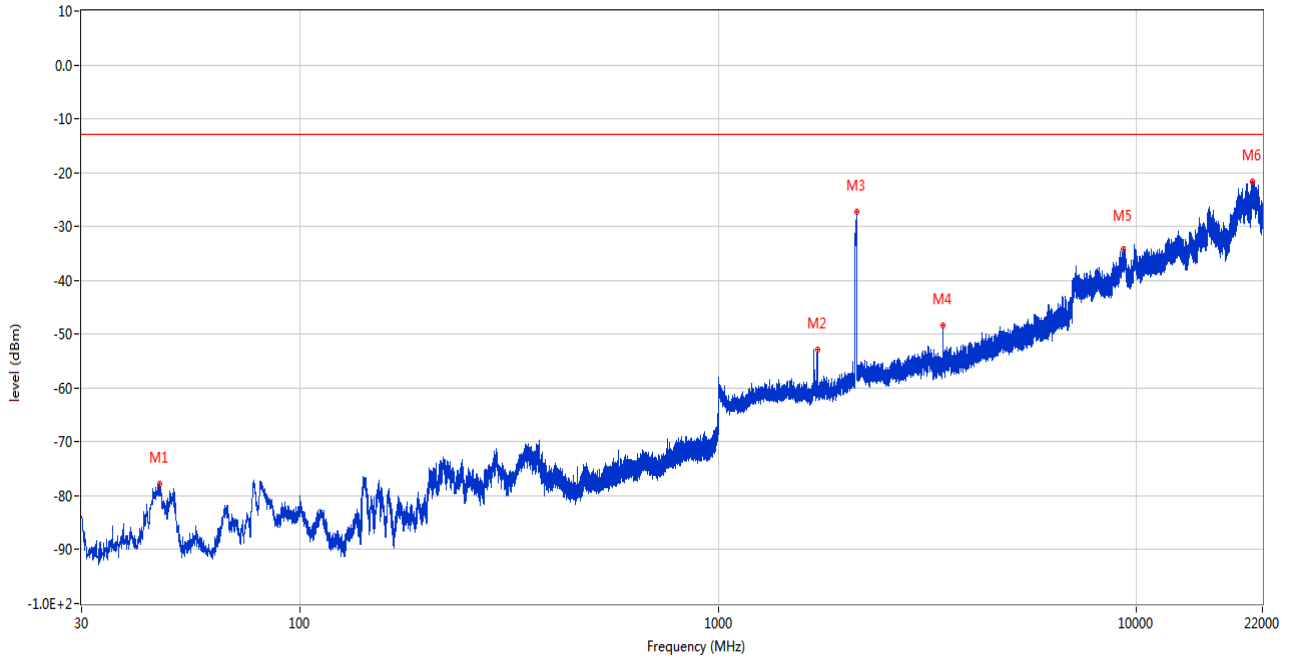


Frequency (MHz)	Result (dBm)	Factor (dB)	PK Limit (dBm)	Over Limit (dB)	Table (o)	ANT	EUT	Verdict
49.788	-64.71	-15.17	-13.0	-51.71	225.00	Vertical	Vertical	Pass
1725.700	-46.87	-2.14	-13.0	-33.87	170.00	Vertical	Vertical	N/A
2137.600	-44.20	-0.22	-13.0	-31.20	170.00	Vertical	Vertical	N/A
3451.600	-48.43	4.00	-13.0	-35.43	89.00	Vertical	Vertical	Pass
9285.625	-33.74	36.07	-13.0	-20.74	242.00	Vertical	Vertical	Pass
19091.937	-20.52	44.38	-13.0	-7.52	0.00	Vertical	Vertical	Pass

9.6 LTE Band 4 BW20, Middle Channel

RSE-H&V LTE Band 4 BW20 CH20175

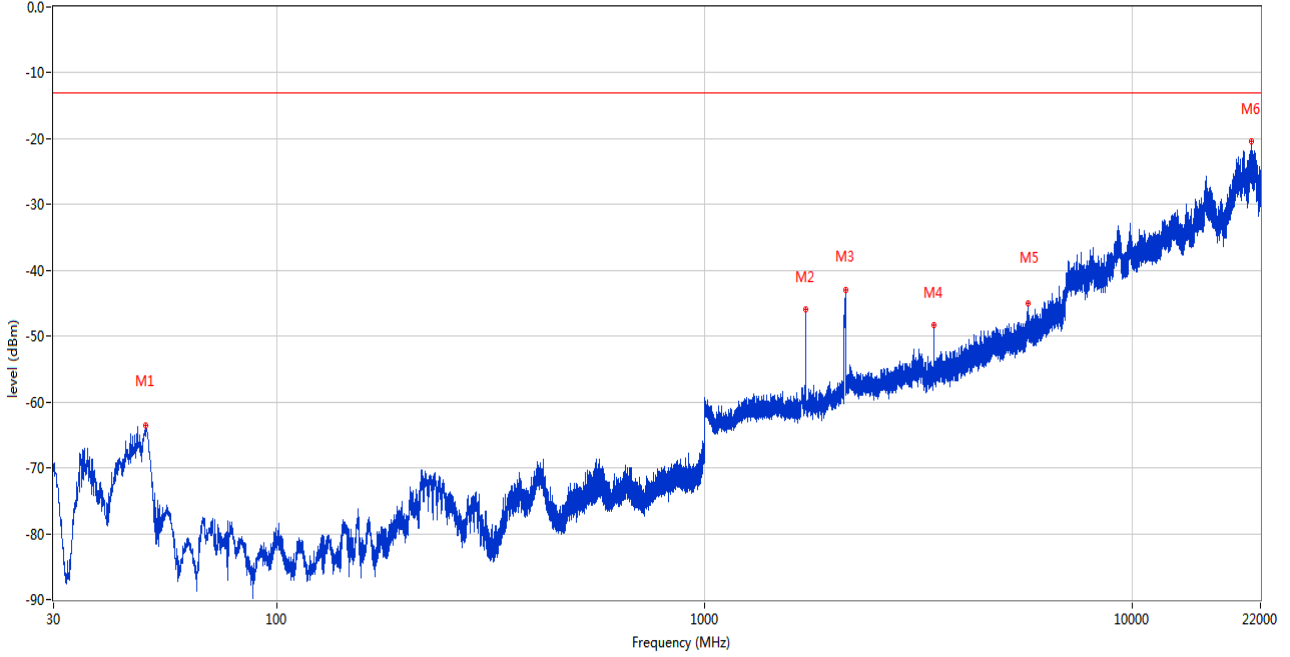
RSE Test case_FCC PART22&24&27_FCC PART 27_1700_WCDMA B4<E B4



Frequency (MHz)	Result (dBm)	Factor (dB)	PK Limit (dBm)	Over Limit (dB)	Table (o)	ANT	EUT	Verdict
46.151	-77.71	-15.98	-13.0	-64.71	185.00	Horizontal	Vertical	Pass
1723.400	-52.82	-2.14	-13.0	-39.82	251.00	Horizontal	Vertical	N/A
2137.800	-27.22	-0.23	-13.0	-14.22	128.00	Horizontal	Vertical	N/A
3447.200	-48.31	3.90	-13.0	-35.31	59.00	Horizontal	Vertical	Pass
9287.063	-34.27	36.06	-13.0	-21.27	171.00	Horizontal	Vertical	Pass
18967.964	-21.74	43.80	-13.0	-8.74	288.00	Horizontal	Vertical	Pass

RSE-V&V LTE Band 4 BW20 CH20175

RSE Test case_FCC PART22&24&27_FCC PART 27_1700_WCDMA B4<E B4



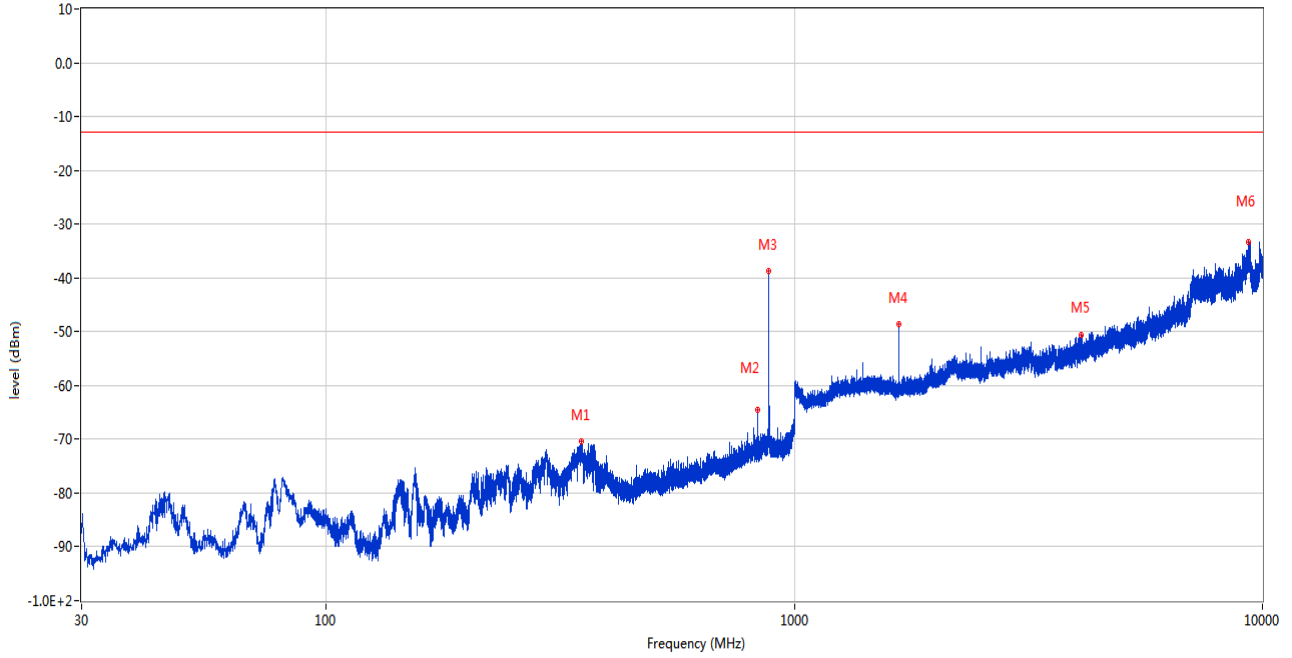
Frequency (MHz)	Result (dBm)	Factor (dB)	PK Limit (dBm)	Over Limit (dB)	Table (o)	ANT	EUT	Verdict
49.352	-63.61	-15.65	-13.0	-50.61	225.00	Vertical	Vertical	Pass
1723.500	-45.93	-2.14	-13.0	-32.93	182.00	Vertical	Vertical	N/A
2139.700	-43.00	0.06	-13.0	-30.00	207.00	Vertical	Vertical	N/A
3447.200	-48.25	3.90	-13.0	-35.25	15.00	Vertical	Vertical	Pass
5731.800	-45.08	11.70	-13.0	-32.08	127.00	Vertical	Vertical	Pass
19056.050	-20.40	44.41	-13.0	-7.40	360.00	Vertical	Vertical	Pass

10 LTE Band 5

10.1 LTE Band 5 BW1.4, Middle Channel

RSE-H&V LTE Band 5 BW1.4 CH20525

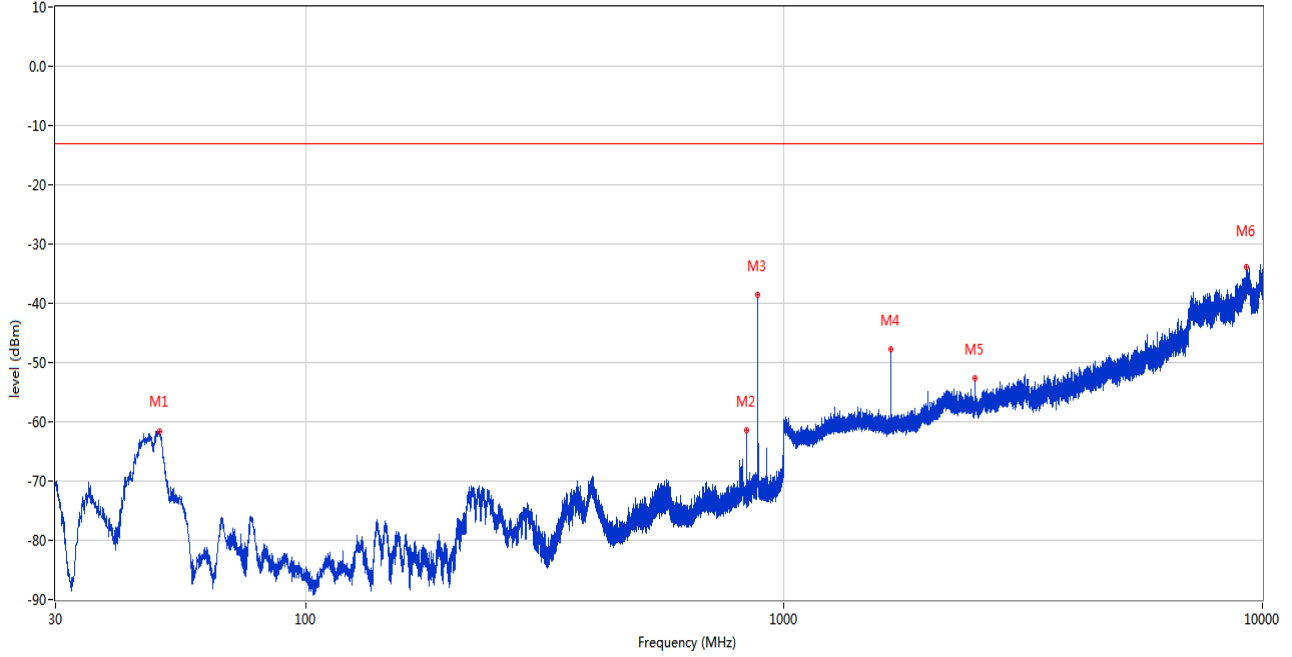
RSE Test case_FCC PART22&24&27_FCC PART 22_850_GSM 850&CDMA BC0&WCDMA B5<E B5&26



Frequency (MHz)	Result (dBm)	Factor (dB)	PK Limit (dBm)	Over Limit (dB)	Table (o)	ANT	EUT	Verdict
350.537	-70.28	-12.52	-13.0	-57.28	360.00	Horizontal	Vertical	Pass
835.973	-64.50	-1.34	-13.0	-51.50	357.00	Horizontal	Vertical	N/A
881.951	-38.77	-1.23	-13.0	-25.77	88.00	Horizontal	Vertical	N/A
1672.000	-48.66	-3.66	-13.0	-35.66	0.00	Horizontal	Vertical	Pass
4103.200	-50.55	5.98	-13.0	-37.55	337.00	Horizontal	Vertical	Pass
9341.200	-33.40	35.86	-13.0	-20.40	351.00	Horizontal	Vertical	Pass

RSE-V&V LTE Band 5 BW1.4 CH20525

RSE Test case_FCC PART22&24&27_FCC PART 22_850_GSM 850&CDMA BC0&WCDMA B5<E B5&26

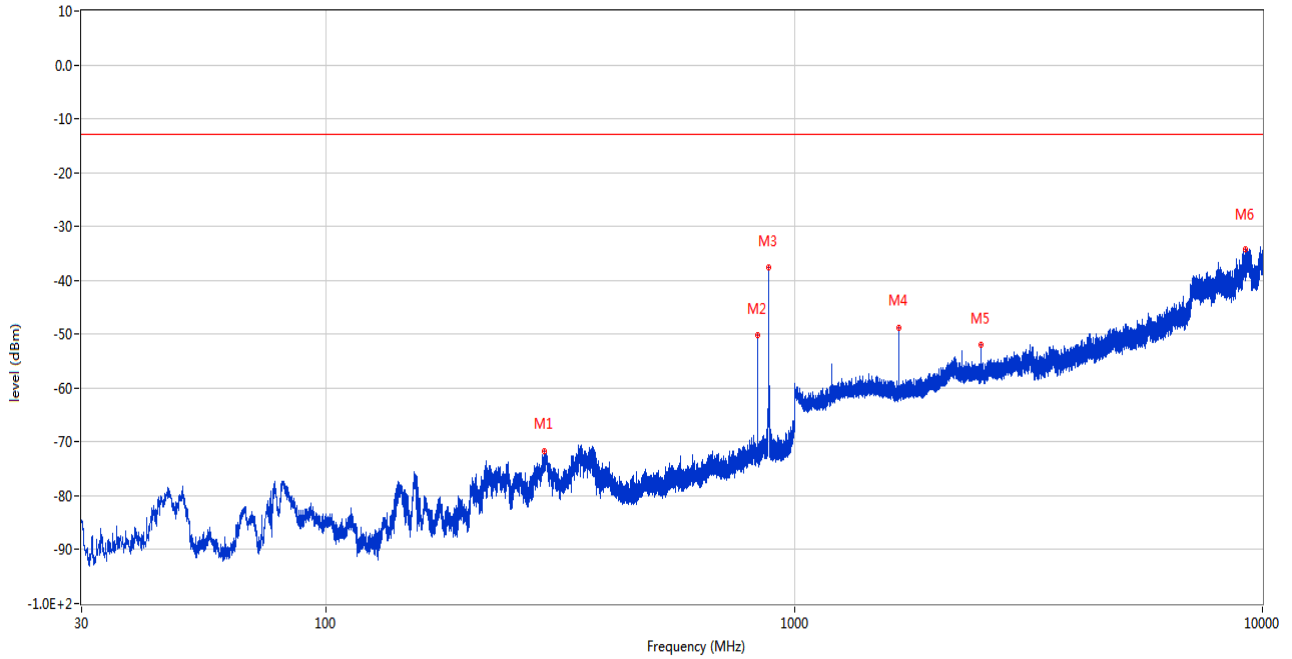


Frequency (MHz)	Result (dBm)	Factor (dB)	PK Limit (dBm)	Over Limit (dB)	Table (o)	ANT	EUT	Verdict
49.497	-61.58	-15.61	-13.0	-48.58	287.00	Vertical	Vertical	Pass
836.022	-61.47	-1.34	-13.0	-48.47	128.00	Vertical	Vertical	N/A
881.903	-38.55	-1.24	-13.0	-25.55	26.00	Vertical	Vertical	N/A
1672.000	-47.82	-3.66	-13.0	-34.82	174.00	Vertical	Vertical	Pass
2508.100	-52.73	1.12	-13.0	-39.73	234.00	Vertical	Vertical	Pass
9264.400	-33.91	36.15	-13.0	-20.91	174.00	Vertical	Vertical	Pass

10.2 LTE Band 5 BW3, Middle Channel

RSE-H&V LTE Band 5 BW3 CH20525

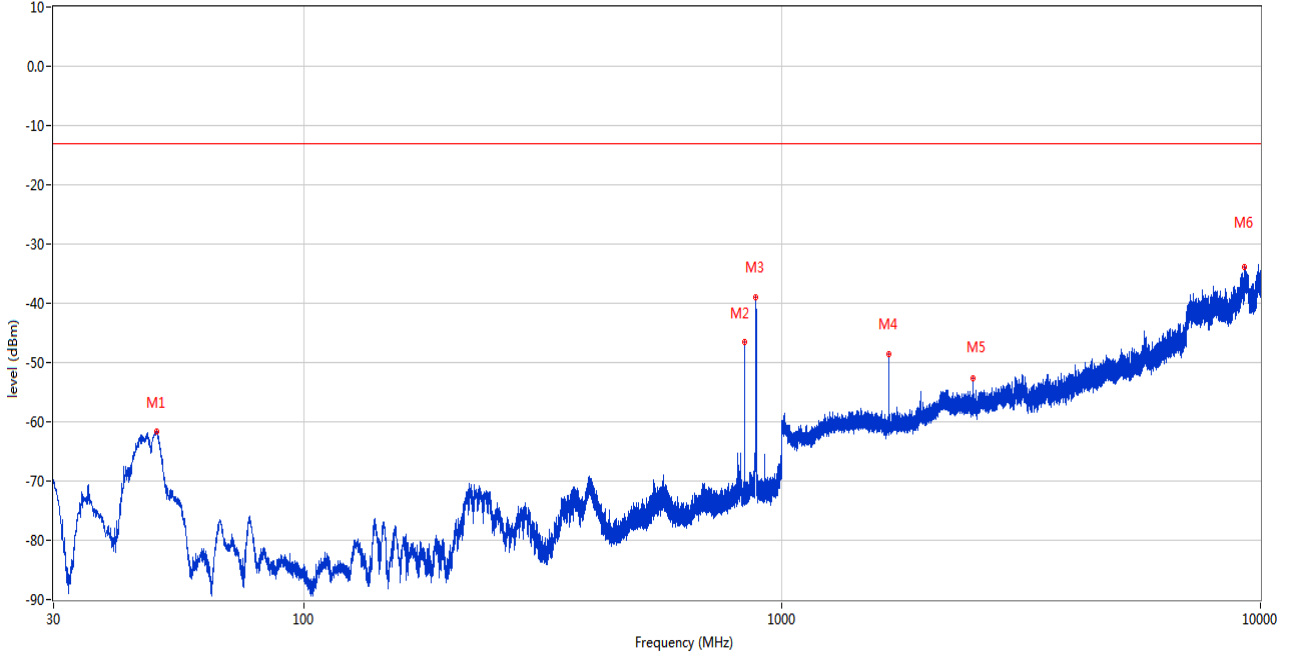
RSE Test case_FCC PART22&24&27_FCC PART 22_850_GSM 850&CDMA BC0&WCDMA B5<E B5&26



Frequency (MHz)	Result (dBm)	Factor (dB)	PK Limit (dBm)	Over Limit (dB)	Table (o)	ANT	EUT	Verdict
292.870	-71.66	-13.17	-13.0	-58.66	341.00	Horizontal	Vertical	Pass
835.197	-50.14	-1.35	-13.0	-37.14	341.00	Horizontal	Vertical	N/A
882.484	-37.65	-1.24	-13.0	-24.65	238.00	Horizontal	Vertical	N/A
1670.500	-48.71	-3.66	-13.0	-35.71	11.00	Horizontal	Vertical	Pass
2505.600	-51.96	0.90	-13.0	-38.96	64.00	Horizontal	Vertical	Pass
9216.099	-34.30	35.09	-13.0	-21.30	181.00	Horizontal	Vertical	Pass

RSE-V&V LTE Band 5 BW3 CH20525

RSE Test case_FCC PART22&24&27_FCC PART 22_850_GSM 850&CDMA BC0&WCDMA B5<E B5&26

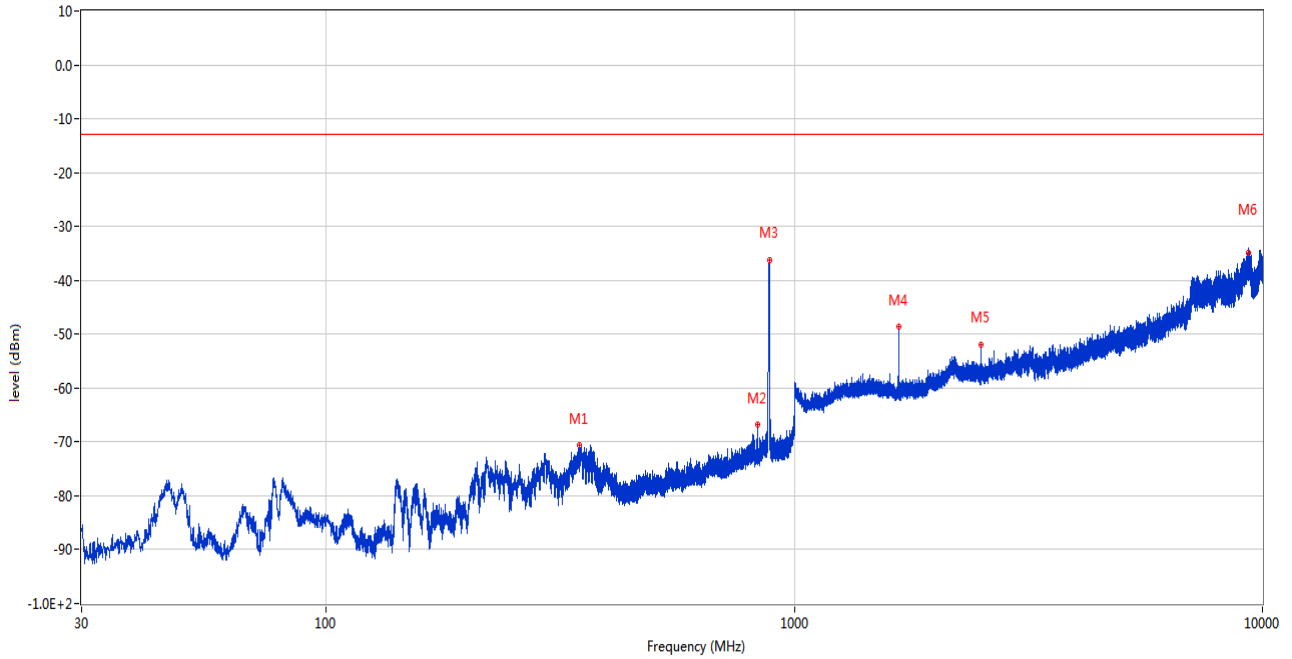


Frequency (MHz)	Result (dBm)	Factor (dB)	PK Limit (dBm)	Over Limit (dB)	Table (o)	ANT	EUT	Verdict
49.303	-61.73	-15.84	-13.0	-48.73	294.00	Vertical	Vertical	Pass
835.197	-46.49	-1.35	-13.0	-33.49	134.00	Vertical	Vertical	N/A
880.787	-39.03	-1.40	-13.0	-26.03	86.00	Vertical	Vertical	N/A
1670.300	-48.52	-3.64	-13.0	-35.52	31.00	Vertical	Vertical	Pass
2506.000	-52.70	0.93	-13.0	-39.70	3.00	Vertical	Vertical	Pass
9260.500	-33.95	36.16	-13.0	-20.95	141.00	Vertical	Vertical	Pass

10.3 LTE Band 5 BW5, Middle Channel

RSE-H&V LTE Band 5 BW5 CH20525

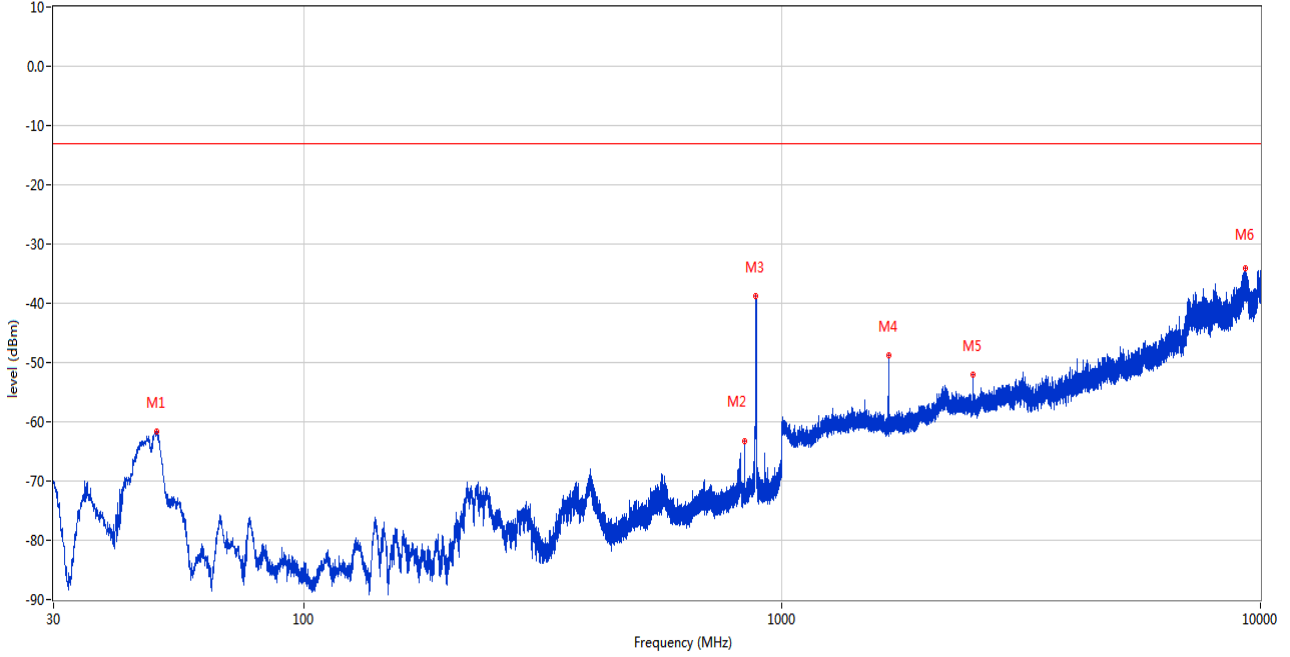
RSE Test case_FCC PART22&24&27_FCC PART 22_850_GSM 850&CDMA BC0&WCDMA B5<E B5&26



Frequency (MHz)	Result (dBm)	Factor (dB)	PK Limit (dBm)	Over Limit (dB)	Table (o)	ANT	EUT	Verdict
348.014	-70.54	-12.51	-13.0	-57.54	360.00	Horizontal	Vertical	Pass
834.372	-66.77	-1.37	-13.0	-53.77	325.00	Horizontal	Vertical	N/A
883.503	-36.30	-1.26	-13.0	-23.30	243.00	Horizontal	Vertical	N/A
1668.600	-48.69	-3.45	-13.0	-35.69	0.00	Horizontal	Vertical	Pass
2502.800	-51.85	0.62	-13.0	-38.85	171.00	Horizontal	Vertical	Pass
9343.600	-34.85	35.85	-13.0	-21.85	331.00	Horizontal	Vertical	Pass

RSE-V&V LTE Band 5 BW5 CH20525

RSE Test case_FCC PART22&24&27_FCC PART 22_850_GSM 850&CDMA BC0&WCDMA B5<E B5&26

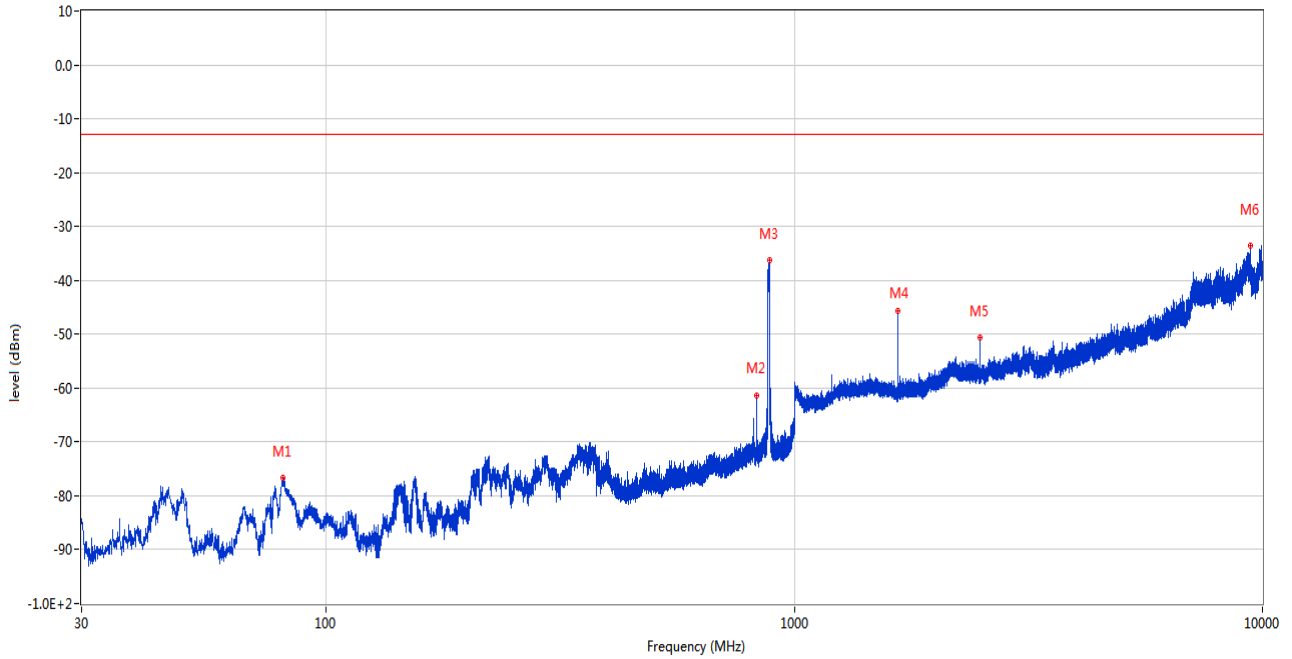


Frequency (MHz)	Result (dBm)	Factor (dB)	PK Limit (dBm)	Over Limit (dB)	Table (o)	ANT	EUT	Verdict
49.352	-61.72	-15.78	-13.0	-48.72	248.00	Vertical	Vertical	Pass
834.324	-63.22	-1.37	-13.0	-50.22	107.00	Vertical	Vertical	N/A
882.533	-38.87	-1.24	-13.0	-25.87	24.00	Vertical	Vertical	N/A
1668.600	-48.83	-3.45	-13.0	-35.83	52.00	Vertical	Vertical	Pass
2503.000	-52.10	0.62	-13.0	-39.10	0.00	Vertical	Vertical	Pass
9290.350	-34.04	36.04	-13.0	-21.04	264.00	Vertical	Vertical	Pass

10.4 LTE Band 5 BW10, Middle Channel

RSE-H&V LTE Band 5 BW10 CH20525

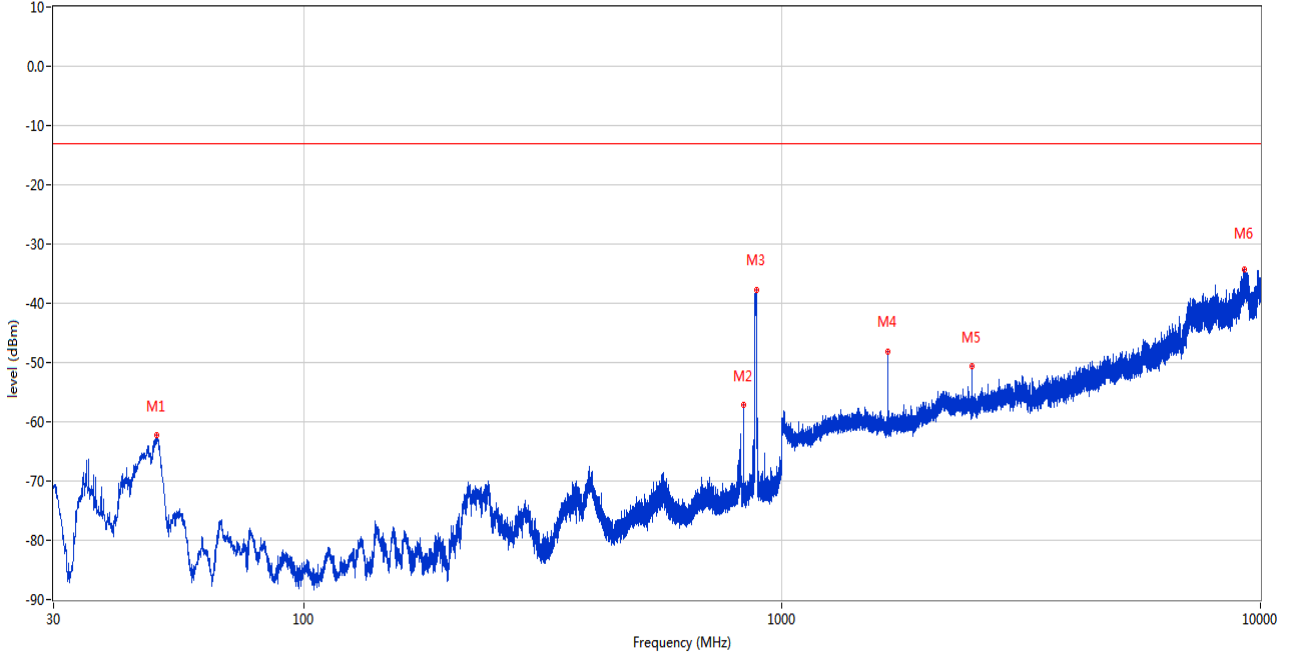
RSE Test case_FCC PART22&24&27_FCC PART 22_850_GSM 850&CDMA BC0&WCDMA B5<E B5&26



Frequency (MHz)	Result (dBm)	Factor (dB)	PK Limit (dBm)	Over Limit (dB)	Table (o)	ANT	EUT	Verdict
80.586	-76.74	-20.39	-13.0	-63.74	330.00	Horizontal	Vertical	Pass
832.093	-61.29	-1.40	-13.0	-48.29	330.00	Horizontal	Vertical	N/A
885.297	-36.25	-1.28	-13.0	-23.25	94.00	Horizontal	Vertical	N/A
1664.100	-45.59	-3.66	-13.0	-32.59	11.00	Horizontal	Vertical	Pass
2496.300	-50.60	0.46	-13.0	-37.60	66.00	Horizontal	Vertical	Pass
9409.150	-33.62	36.23	-13.0	-20.62	297.00	Horizontal	Vertical	Pass

RSE-V&V LTE Band 5 BW10 CH20525

RSE Test case_FCC PART22&24&27_FCC PART 22_850_GSM 850&CDMA BC0&WCDMA B5<E B5&26



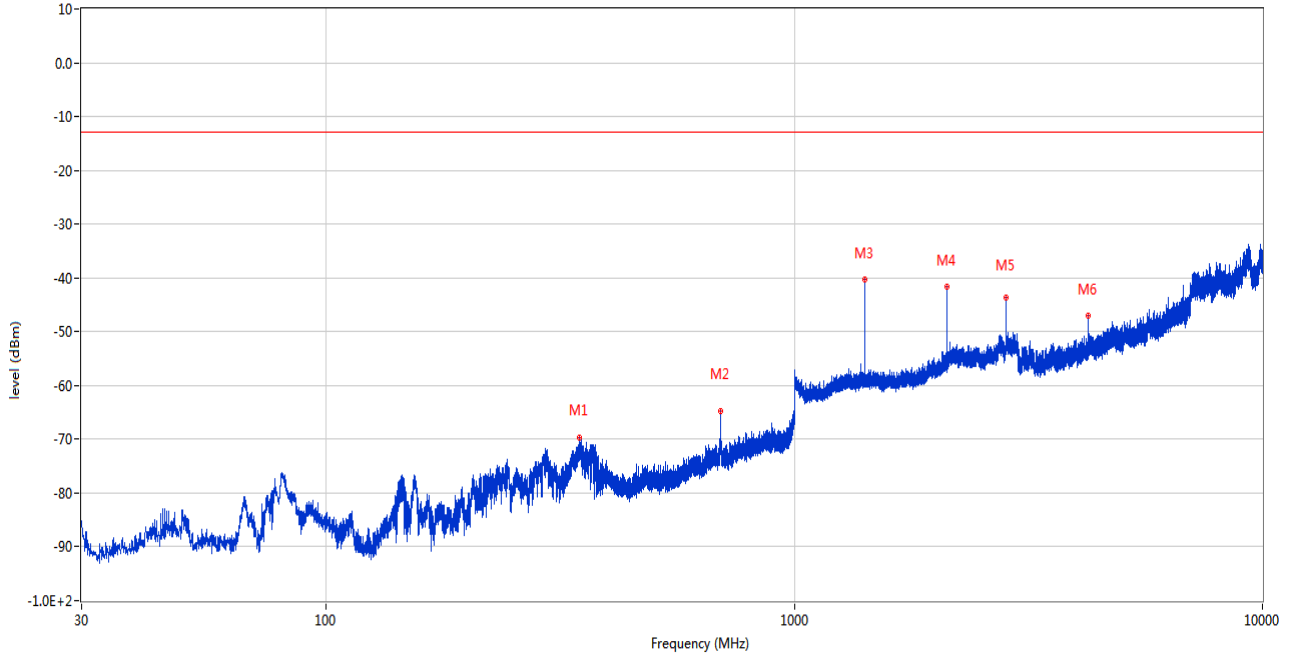
Frequency (MHz)	Result (dBm)	Factor (dB)	PK Limit (dBm)	Over Limit (dB)	Table (o)	ANT	EUT	Verdict
49.303	-62.29	-15.84	-13.0	-49.29	262.00	Vertical	Vertical	Pass
832.044	-57.19	-1.40	-13.0	-44.19	108.00	Vertical	Vertical	N/A
883.406	-37.67	-1.26	-13.0	-24.67	9.00	Vertical	Vertical	N/A
1664.100	-48.07	-3.66	-13.0	-35.07	60.00	Vertical	Vertical	Pass
2496.300	-50.69	0.46	-13.0	-37.69	4.00	Vertical	Vertical	Pass
9264.099	-34.28	36.15	-13.0	-21.28	315.00	Vertical	Vertical	Pass

11 LTE Band 12

11.1 LTE Band 12 BW1.4, Middle Channel

RSE-H&V LTE Band 12 BW1.4 CH23095

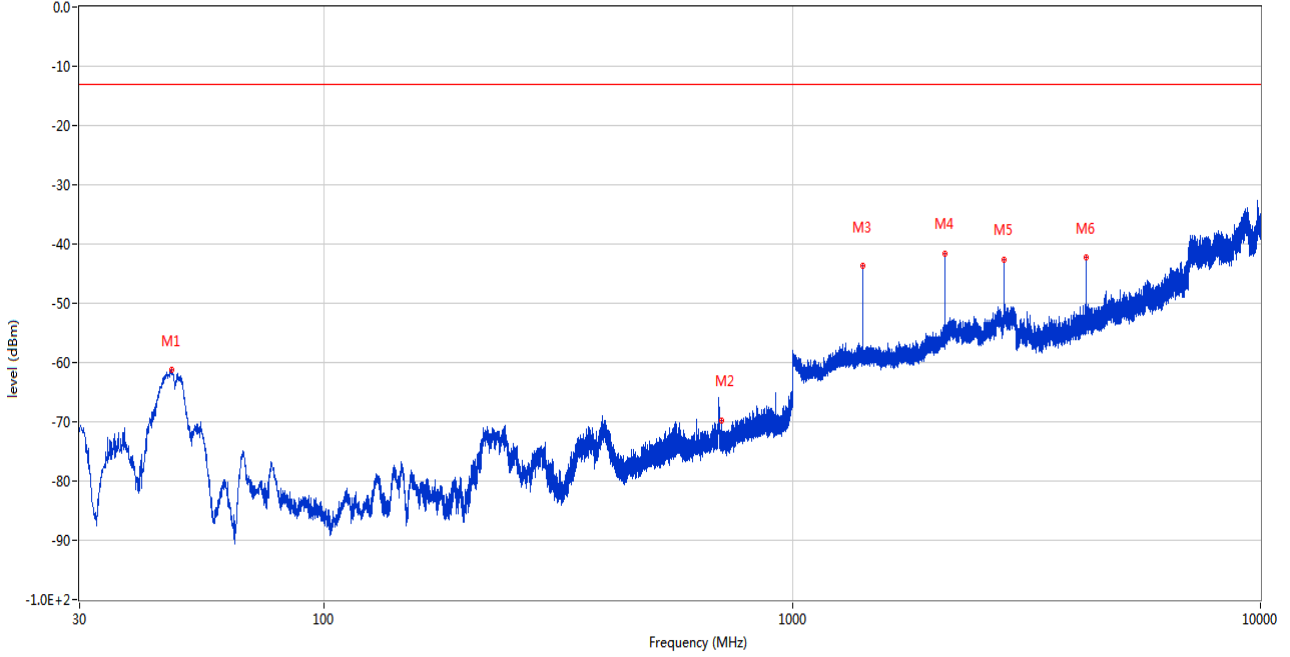
RSE Test case_FCC PART22&24&27_FCC PART 22_LTE B17 & B12



Frequency (MHz)	Result (dBm)	Factor (dB)	PK Limit (dBm)	Over Limit (dB)	Table (o)	ANT	EUT	Verdict
347.918	-69.59	-11.49	-13.0	-56.59	360.00	Horizontal	Vertical	Pass
696.681	-64.77	-2.04	-13.0	-51.77	167.00	Horizontal	Vertical	N/A
1414.100	-40.30	-1.52	-13.0	-27.30	162.00	Horizontal	Vertical	Pass
2121.100	-41.70	1.49	-13.0	-28.70	224.00	Horizontal	Vertical	Pass
2828.200	-43.66	6.26	-13.0	-30.66	131.00	Horizontal	Vertical	Pass
4242.000	-47.01	6.71	-13.0	-34.01	355.00	Horizontal	Vertical	Pass

RSE-V&V LTE Band 12 BW1.4 CH23095

RSE Test case_FCC PART22&24&27_FCC PART 22_LTE B17 & B12

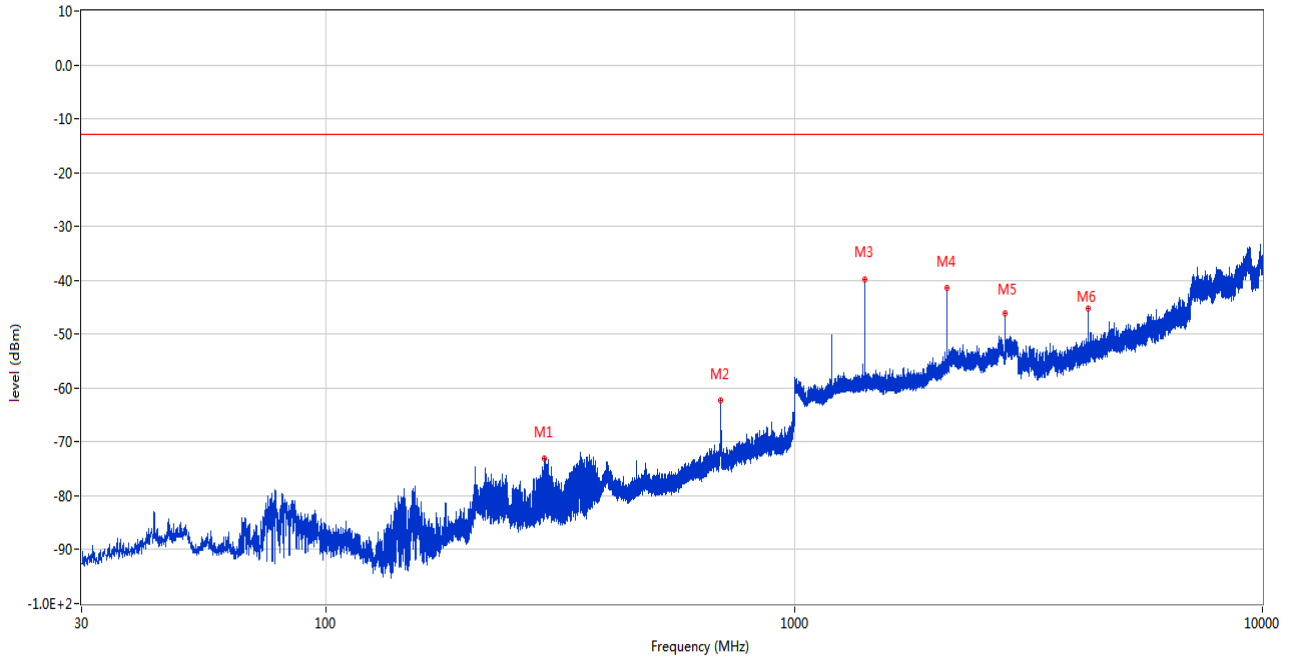


Frequency (MHz)	Result (dBm)	Factor (dB)	PK Limit (dBm)	Over Limit (dB)	Table (o)	ANT	EUT	Verdict
47.315	-61.29	-16.18	-13.0	-48.29	294.00	Vertical	Vertical	Pass
707.060	-69.86	-2.30	-13.0	-56.86	231.00	Vertical	Vertical	N/A
1414.100	-43.73	-1.52	-13.0	-30.73	161.00	Vertical	Vertical	Pass
2121.200	-41.58	1.49	-13.0	-28.58	320.00	Vertical	Vertical	Pass
2828.100	-42.74	6.23	-13.0	-29.74	234.00	Vertical	Vertical	Pass
4242.200	-42.28	6.70	-13.0	-29.28	173.00	Vertical	Vertical	Pass

11.2 LTE Band 12 BW3, Middle Channel

RSE-H&V LTE Band 12 BW3 CH23095

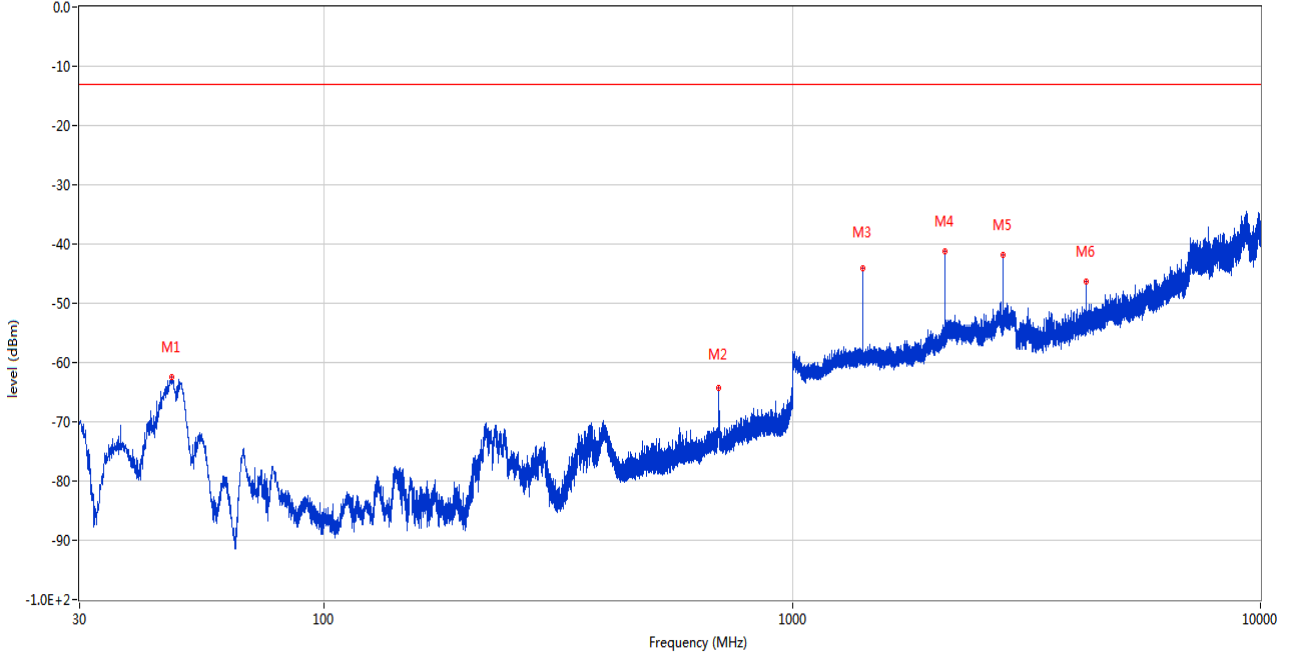
RSE Test case_FCC PART22&24&27_FCC PART 22_LTE B17 & B12



Frequency (MHz)	Result (dBm)	Factor (dB)	PK Limit (dBm)	Over Limit (dB)	Table (o)	ANT	EUT	Verdict
292.918	-73.07	-12.20	-13.0	-60.07	339.00	Horizontal	Vertical	Pass
695.760	-62.24	-2.01	-13.0	-49.24	172.00	Horizontal	Vertical	N/A
1412.500	-39.73	-1.57	-13.0	-26.73	166.00	Horizontal	Vertical	Pass
2118.600	-41.47	1.35	-13.0	-28.47	42.00	Horizontal	Vertical	Pass
2825.000	-46.18	5.52	-13.0	-33.18	150.00	Horizontal	Vertical	Pass
4237.200	-45.27	6.50	-13.0	-32.27	291.00	Horizontal	Vertical	Pass

RSE-V&V LTE Band 12 BW3 CH23095

RSE Test case_FCC PART22&24&27_FCC PART 22_LTE B17 & B12

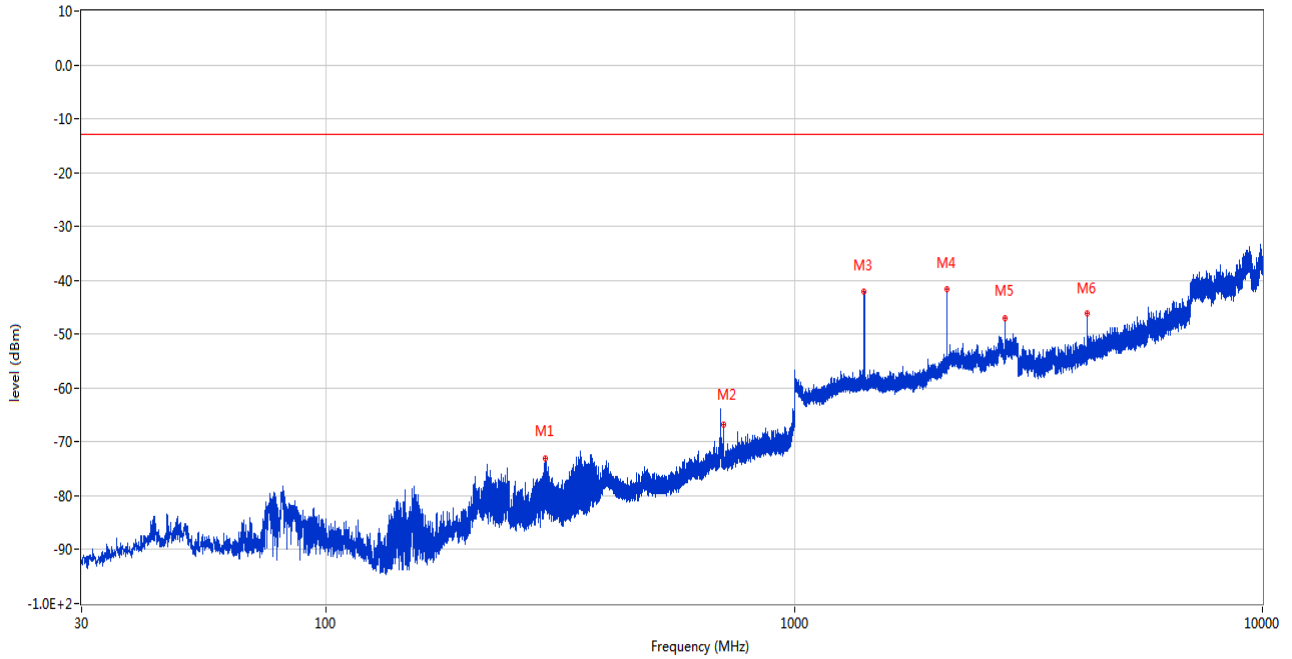


Frequency (MHz)	Result (dBm)	Factor (dB)	PK Limit (dBm)	Over Limit (dB)	Table (o)	ANT	EUT	Verdict
47.315	-62.38	-16.18	-13.0	-49.38	297.00	Vertical	Vertical	Pass
695.760	-64.21	-2.01	-13.0	-51.21	132.00	Vertical	Vertical	N/A
1412.500	-44.07	-1.57	-13.0	-31.07	84.00	Vertical	Vertical	Pass
2118.700	-41.22	1.34	-13.0	-28.22	305.00	Vertical	Vertical	Pass
2824.800	-41.82	5.48	-13.0	-28.82	216.00	Vertical	Vertical	Pass
4237.600	-46.24	6.53	-13.0	-33.24	56.00	Vertical	Vertical	Pass

11.3 LTE Band 12 BW5, Middle Channel

RSE-H&V LTE Band 12 BW5 CH23095

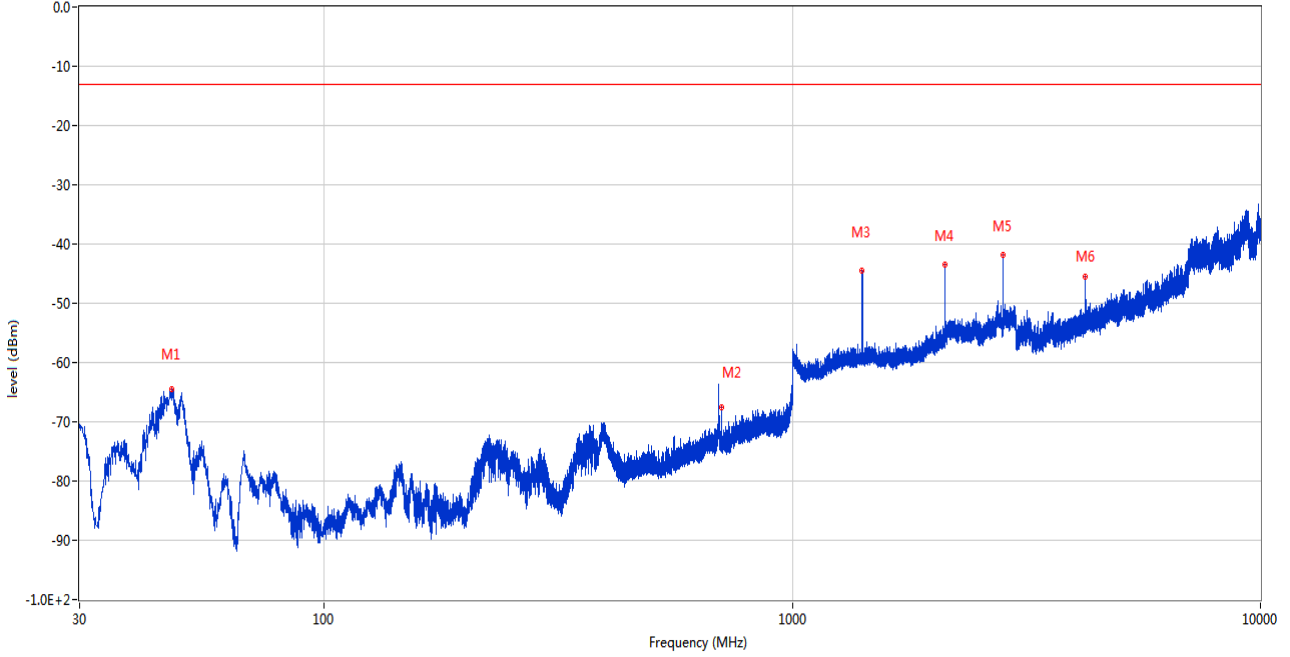
RSE Test case_FCC PART22&24&27_FCC PART 22_LTE B17 & B12



Frequency (MHz)	Result (dBm)	Factor (dB)	PK Limit (dBm)	Over Limit (dB)	Table (o)	ANT	EUT	Verdict
294.034	-73.00	-12.14	-13.0	-60.00	346.00	Horizontal	Vertical	Pass
705.362	-66.75	-2.26	-13.0	-53.75	166.00	Horizontal	Vertical	N/A
1410.600	-42.18	-1.62	-13.0	-29.18	166.00	Horizontal	Vertical	Pass
2115.900	-41.70	1.54	-13.0	-28.70	227.00	Horizontal	Vertical	Pass
2821.400	-47.11	5.04	-13.0	-34.11	151.00	Horizontal	Vertical	Pass
4231.600	-46.05	6.54	-13.0	-33.05	288.00	Horizontal	Vertical	Pass

RSE-V&V LTE Band 12 BW5 CH23095

RSE Test case_FCC PART22&24&27_FCC PART 22_LTE B17 & B12

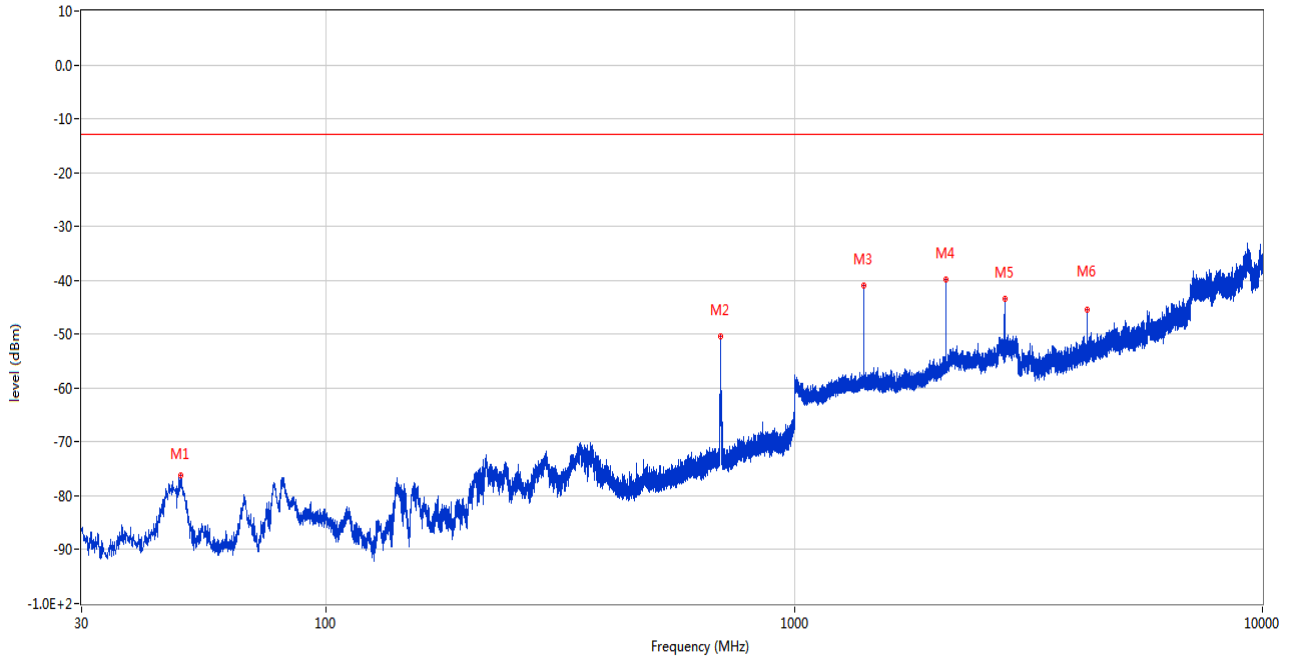


Frequency (MHz)	Result (dBm)	Factor (dB)	PK Limit (dBm)	Over Limit (dB)	Table (o)	ANT	EUT	Verdict
47.169	-64.46	-16.20	-13.0	-51.46	334.00	Vertical	Vertical	Pass
705.411	-67.54	-2.26	-13.0	-54.54	143.00	Vertical	Vertical	N/A
1410.600	-44.53	-1.62	-13.0	-31.53	157.00	Vertical	Vertical	Pass
2115.900	-43.49	1.54	-13.0	-30.49	319.00	Vertical	Vertical	Pass
2821.300	-41.92	5.00	-13.0	-28.92	216.00	Vertical	Vertical	Pass
4231.600	-45.51	6.54	-13.0	-32.51	177.00	Vertical	Vertical	Pass

11.4 LTE Band 12 BW10, Middle Channel

RSE-H&V LTE Band 12 BW10 CH23095

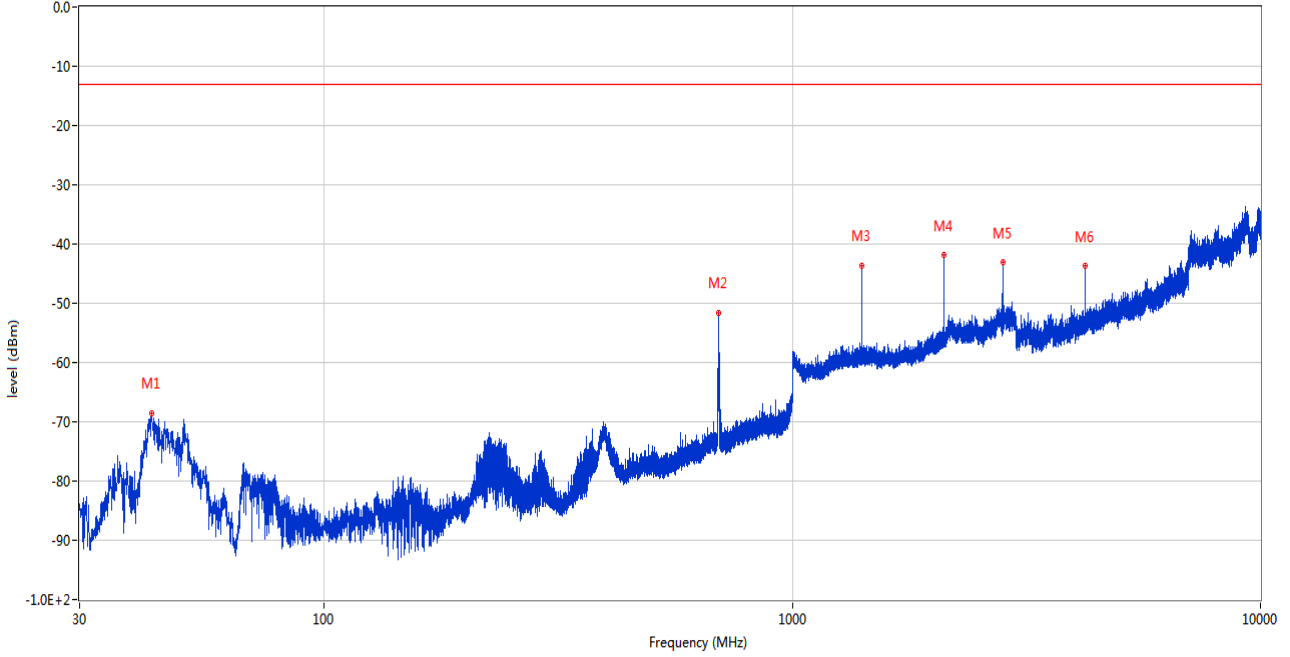
RSE Test case_FCC PART22&24&27_FCC PART 22_LTE B17 & B12



Frequency (MHz)	Result (dBm)	Factor (dB)	PK Limit (dBm)	Over Limit (dB)	Table (o)	ANT	EUT	Verdict
48.770	-76.14	-15.98	-13.0	-63.14	211.00	Horizontal	Vertical	Pass
696.633	-50.46	-2.04	-13.0	-37.46	166.00	Horizontal	Vertical	N/A
1406.100	-41.02	-1.22	-13.0	-28.02	123.00	Horizontal	Vertical	Pass
2109.200	-39.87	1.88	-13.0	-26.87	62.00	Horizontal	Vertical	Pass
2812.400	-43.47	4.53	-13.0	-30.47	138.00	Horizontal	Vertical	Pass
4218.400	-45.47	6.52	-13.0	-32.47	103.00	Horizontal	Vertical	Pass

RSE-V&V LTE Band 12 BW10 CH23095

RSE Test case_FCC PART22&24&27_FCC PART 22_LTE B17 & B12



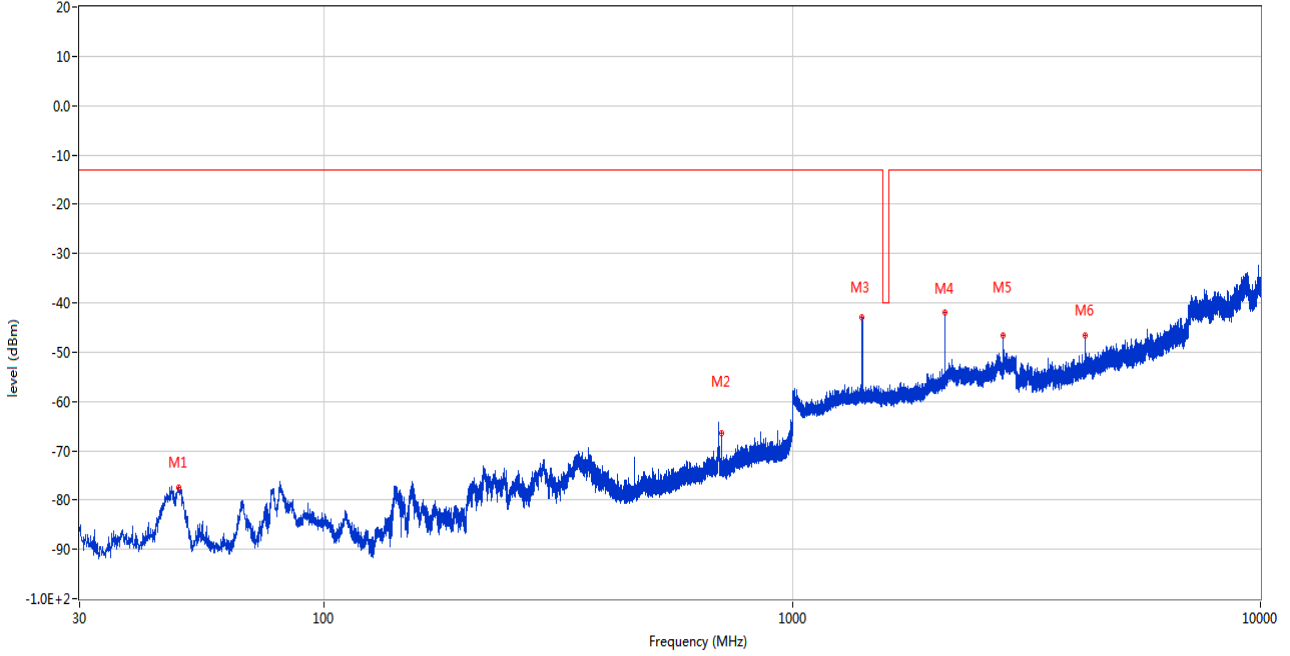
Frequency (MHz)	Result (dBm)	Factor (dB)	PK Limit (dBm)	Over Limit (dB)	Table (o)	ANT	EUT	Verdict
42.707	-68.50	-16.60	-13.0	-55.50	357.00	Vertical	Vertical	Pass
696.826	-51.62	-2.04	-13.0	-38.62	149.00	Vertical	Vertical	N/A
1406.200	-43.58	-1.22	-13.0	-30.58	36.00	Vertical	Vertical	Pass
2109.200	-41.87	1.88	-13.0	-28.87	216.00	Vertical	Vertical	Pass
2812.400	-43.12	4.53	-13.0	-30.12	201.00	Vertical	Vertical	Pass
4218.400	-43.73	6.52	-13.0	-30.73	161.00	Vertical	Vertical	Pass

12 LTE Band 13

12.1 LTE Band 13 BW5, Middle Channel

RSE-H&V LTE Band 13 BW5 CH23230

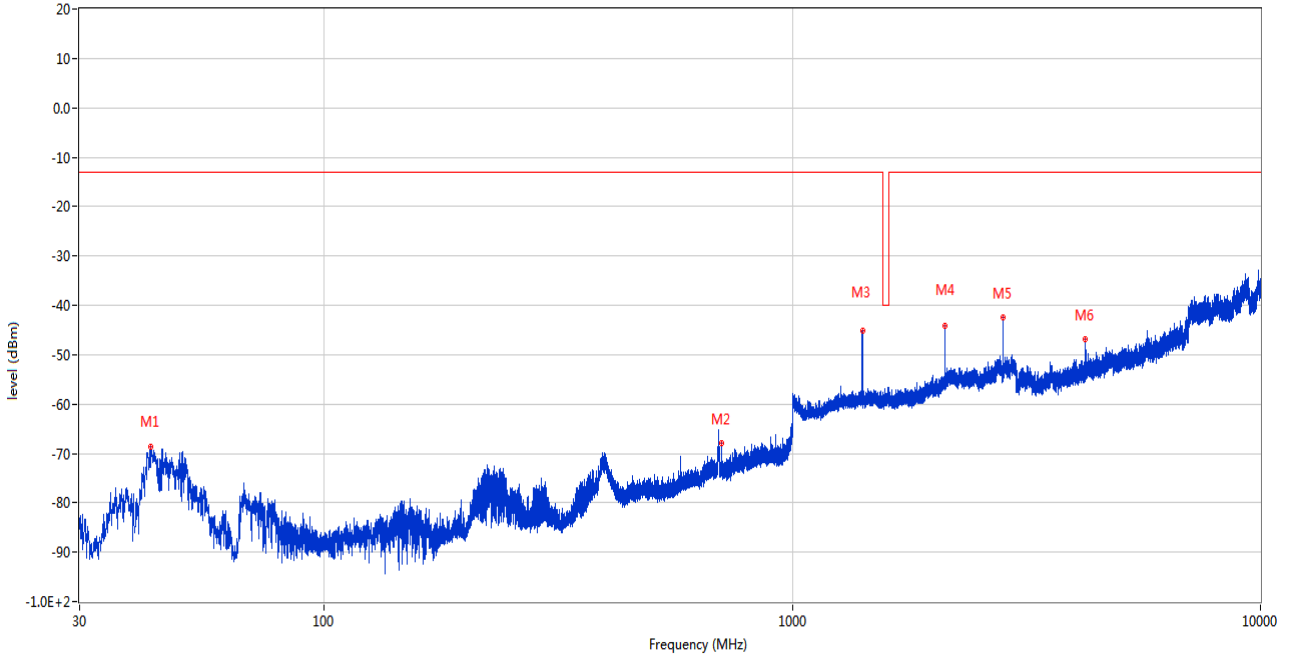
RSE Test case_FCC PART22&24&27_FCC PART 27_LTE B13



Frequency (MHz)	Result (dBm)	Factor (dB)	PK Limit (dBm)	Over Limit (dB)	Table (o)	ANT	EUT	Verdict
48.964	-77.42	-15.95	-13.0	-64.42	178.00	Horizontal	Vertical	Pass
705.411	-66.46	-2.26	-13.0	-53.46	131.00	Horizontal	Vertical	N/A
1410.600	-42.87	-1.62	-13.0	-29.87	169.00	Horizontal	Vertical	Pass
2115.900	-42.06	1.54	-13.0	-29.06	246.00	Horizontal	Vertical	Pass
2821.100	-46.65	4.93	-13.0	-33.65	152.00	Horizontal	Vertical	Pass
4232.000	-46.56	6.47	-13.0	-33.56	283.00	Horizontal	Vertical	Pass

RSE-V&V LTE Band 13 BW5 CH23230

RSE Test case_FCC PART228&24&27_FCC PART 27_LTE B13

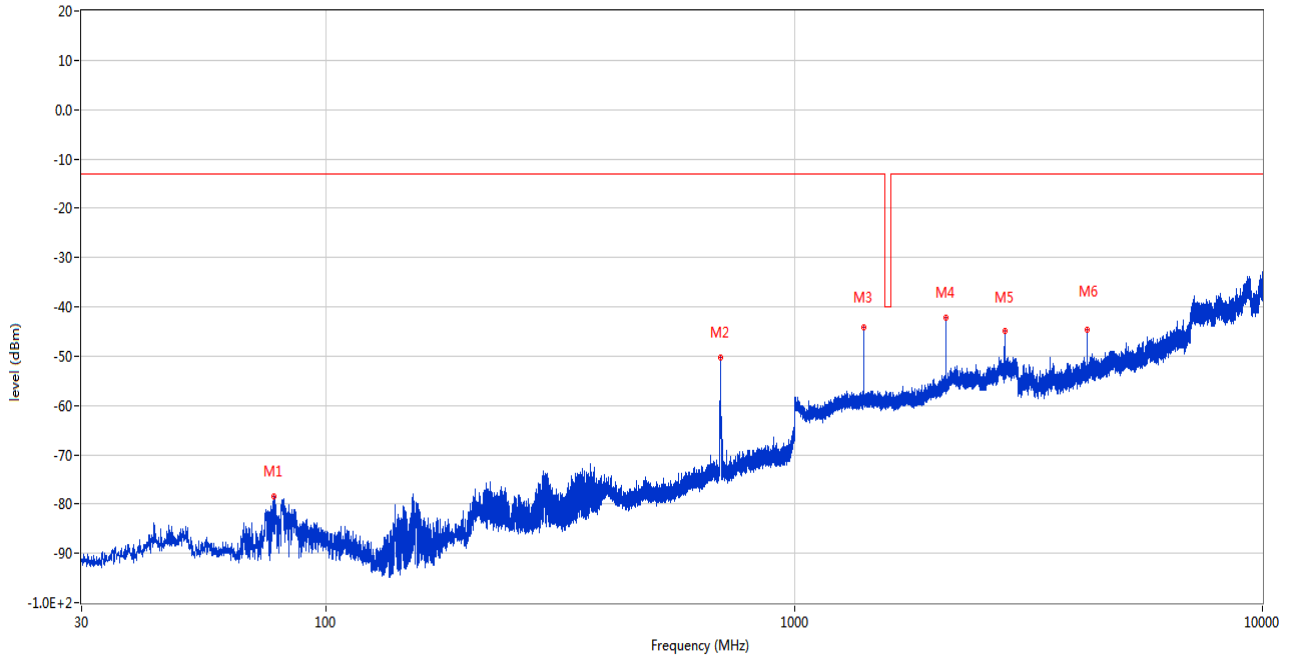


Frequency (MHz)	Result (dBm)	Factor (dB)	PK Limit (dBm)	Over Limit (dB)	Table (o)	ANT	EUT	Verdict
42.562	-68.59	-16.56	-13.0	-55.59	270.00	Vertical	Vertical	Pass
705.411	-67.98	-2.26	-13.0	-54.98	207.00	Vertical	Vertical	N/A
1410.700	-45.05	-1.62	-13.0	-32.05	93.00	Vertical	Vertical	Pass
2115.900	-44.27	1.54	-13.0	-31.27	188.00	Vertical	Vertical	Pass
2821.300	-42.48	5.00	-13.0	-29.48	220.00	Vertical	Vertical	Pass
4231.600	-46.81	6.54	-13.0	-33.81	315.00	Vertical	Vertical	Pass

12.2 LTE Band 13 BW10, Middle Channel

RSE-H&V LTE Band 13 BW10 CH23230

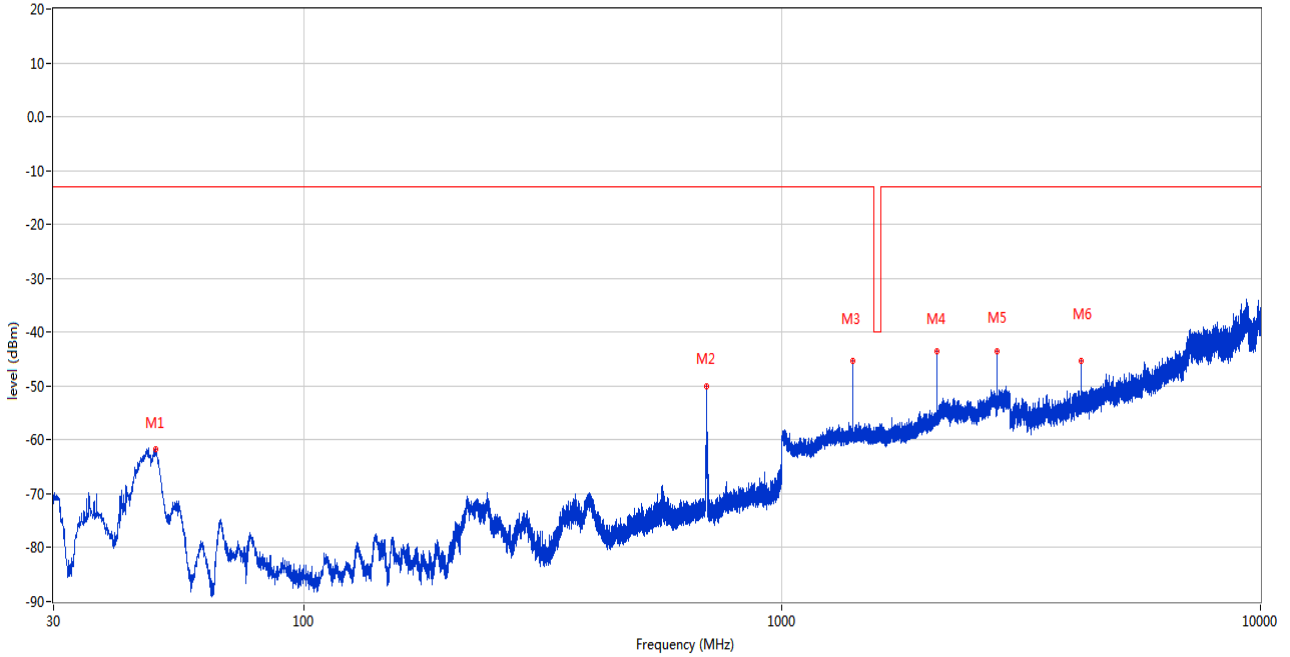
RSE Test case_FCC PART22&24&27_FCC PART 27_LTE B13



Frequency (MHz)	Result (dBm)	Factor (dB)	PK Limit (dBm)	Over Limit (dB)	Table (o)	ANT	EUT	Verdict
77.433	-78.39	-20.09	-13.0	-65.39	360.00	Horizontal	Vertical	Pass
696.778	-50.22	-2.04	-13.0	-37.22	141.00	Horizontal	Vertical	N/A
1406.100	-44.10	-1.22	-13.0	-31.10	139.00	Horizontal	Vertical	Pass
2109.200	-42.30	1.88	-13.0	-29.30	60.00	Horizontal	Vertical	Pass
2812.200	-44.92	4.54	-13.0	-31.92	139.00	Horizontal	Vertical	Pass
4218.400	-44.76	6.52	-13.0	-31.76	78.00	Horizontal	Vertical	Pass

RSE-V&V LTE Band 13 BW10 CH23230

RSE Test case_FCC PART22&24&27_FCC PART 27_LTE B13



Frequency (MHz)	Result (dBm)	Factor (dB)	PK Limit (dBm)	Over Limit (dB)	Table (o)	ANT	EUT	Verdict
48.964	-61.72	-15.95	-13.0	-48.72	214.00	Vertical	Vertical	Pass
696.729	-50.15	-2.04	-13.0	-37.15	199.00	Vertical	Vertical	N/A
1406.200	-45.39	-1.22	-13.0	-32.39	171.00	Vertical	Vertical	Pass
2109.200	-43.51	1.88	-13.0	-30.51	251.00	Vertical	Vertical	Pass
2812.400	-43.64	4.53	-13.0	-30.64	187.00	Vertical	Vertical	Pass
4218.000	-45.28	6.56	-13.0	-32.28	155.00	Vertical	Vertical	Pass