

## **Annex A.7. Field Strength of Spurious Radiation**

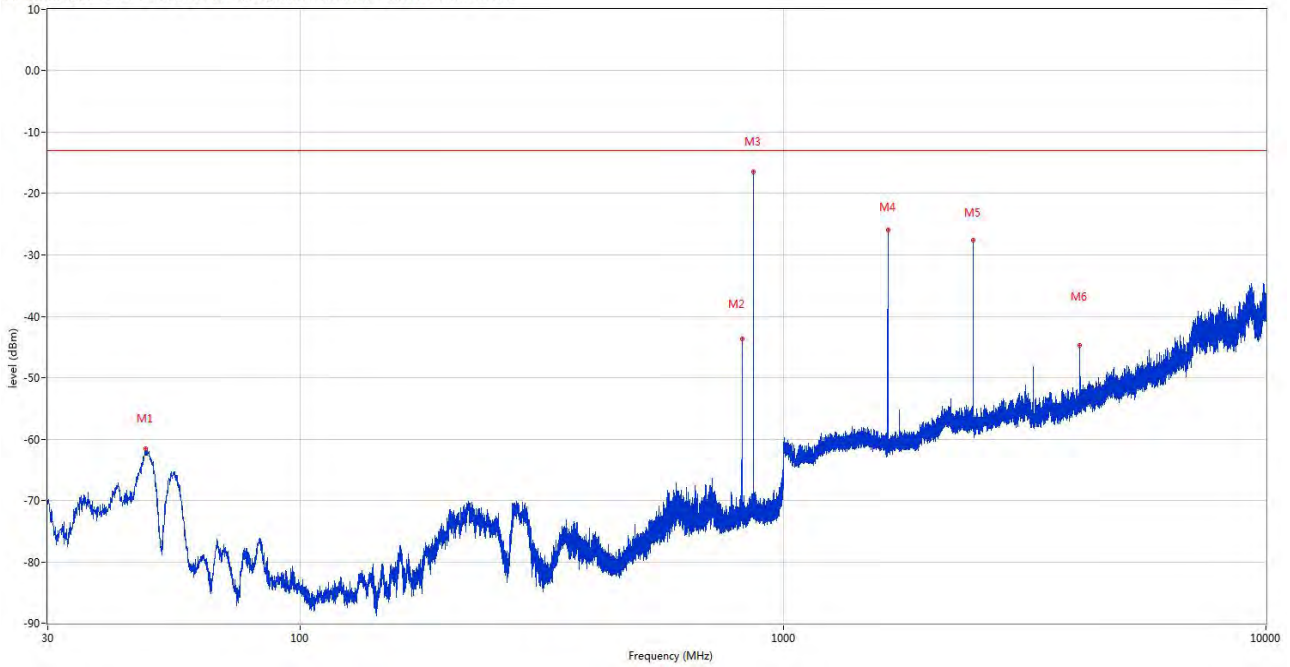
GPRS

1 GPRS 850

1.1 GPRS 850 Low Channel

RSE-V&V GPRS 850 CH128

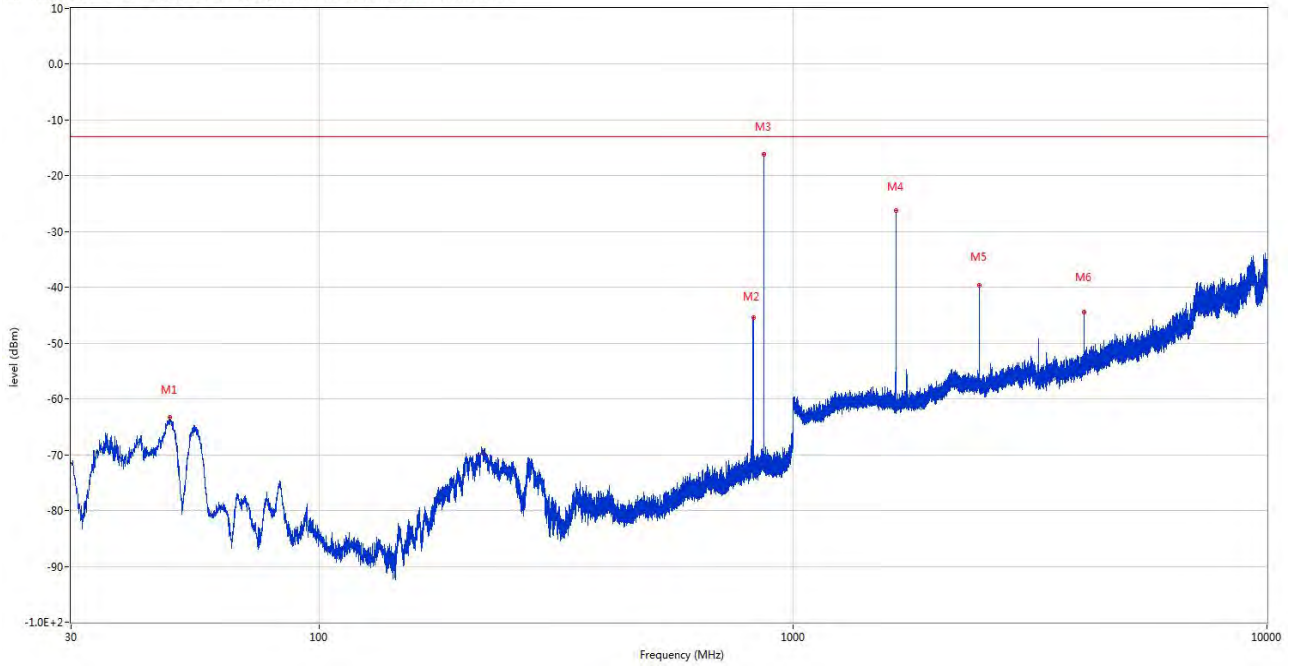
RSE Test case\_FCC PART22&24&27\_FCC PART 22\_850\_GSM 850&CDMA BC0&WCDMA B5&LTE B5&26



Frequency (MHz)	Result (dBm)	Factor (dB)	PK Limit (dBm)	Over Limit (dB)	Table (o)	ANT	EUT	Verdict
47.848	-61.56	-16.30	-13.0	-48.56	244.00	Vertical	Vertical	Pass
824.236	-43.71	-1.52	-13.0	-30.71	104.00	Vertical	Vertical	N/A
869.244	-16.53	-1.22	-13.0	-3.53	87.00	Vertical	Vertical	N/A
1648.500	-25.94	-3.93	-13.0	-12.94	15.00	Vertical	Vertical	Pass
2472.700	-27.63	0.94	-13.0	-14.63	211.00	Vertical	Vertical	Pass
4121.200	-44.76	5.73	-13.0	-31.76	272.00	Vertical	Vertical	Pass

## RSE-V&H GPRS 850 CH128

RSE Test case\_FCC PART22&24&27\_FCC PART 22\_850\_GSM 850&CDMA BC0&WCDMA B5&LTE B5&26

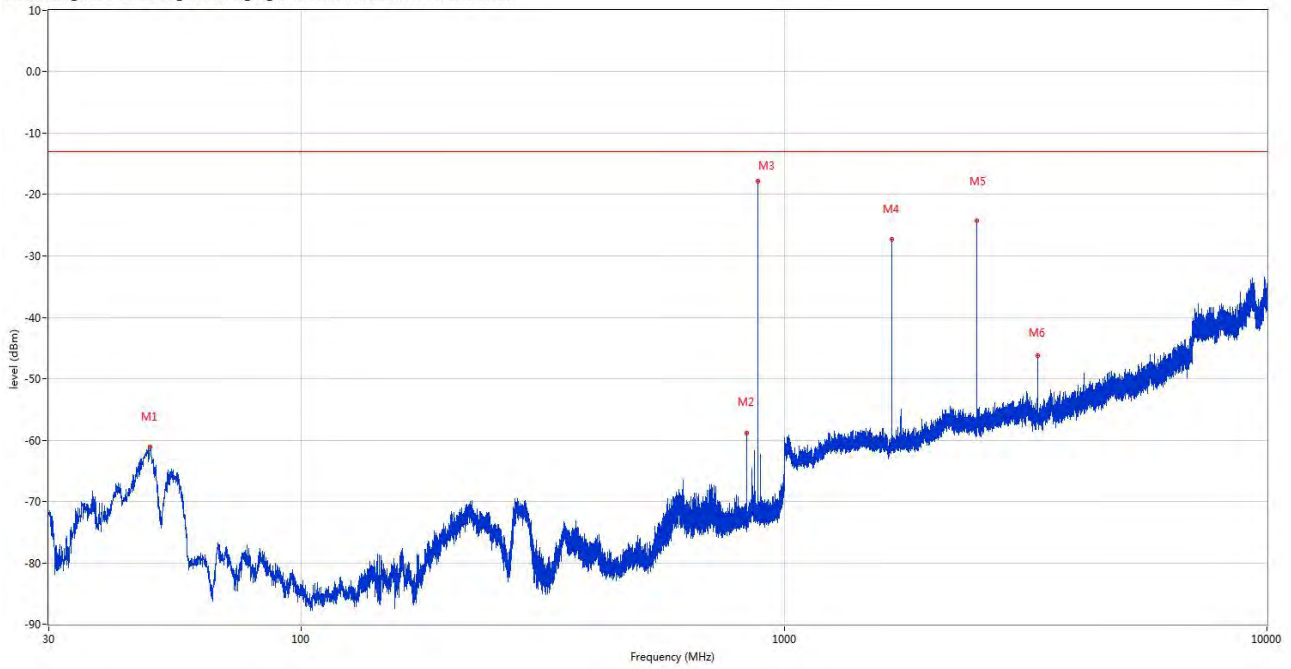


Frequency (MHz)	Result (dBm)	Factor (dB)	PK Limit (dBm)	Over Limit (dB)	Table (o)	ANT	EUT	Verdict
48.430	-63.27	-16.25	-13.0	-50.27	108.00	Vertical	Horizontal	Pass
824.236	-45.33	-1.52	-13.0	-32.33	12.00	Vertical	Horizontal	N/A
869.244	-16.14	-1.22	-13.0	-3.14	209.00	Vertical	Horizontal	N/A
1648.300	-26.26	-3.94	-13.0	-13.26	270.00	Vertical	Horizontal	Pass
2472.400	-39.54	0.93	-13.0	-26.54	274.00	Vertical	Horizontal	Pass
4120.600	-44.40	5.75	-13.0	-31.40	38.00	Vertical	Horizontal	Pass

## 1.2 GPRS 850 Middle Channel

### RSE-V&V GPRS 850 CH190

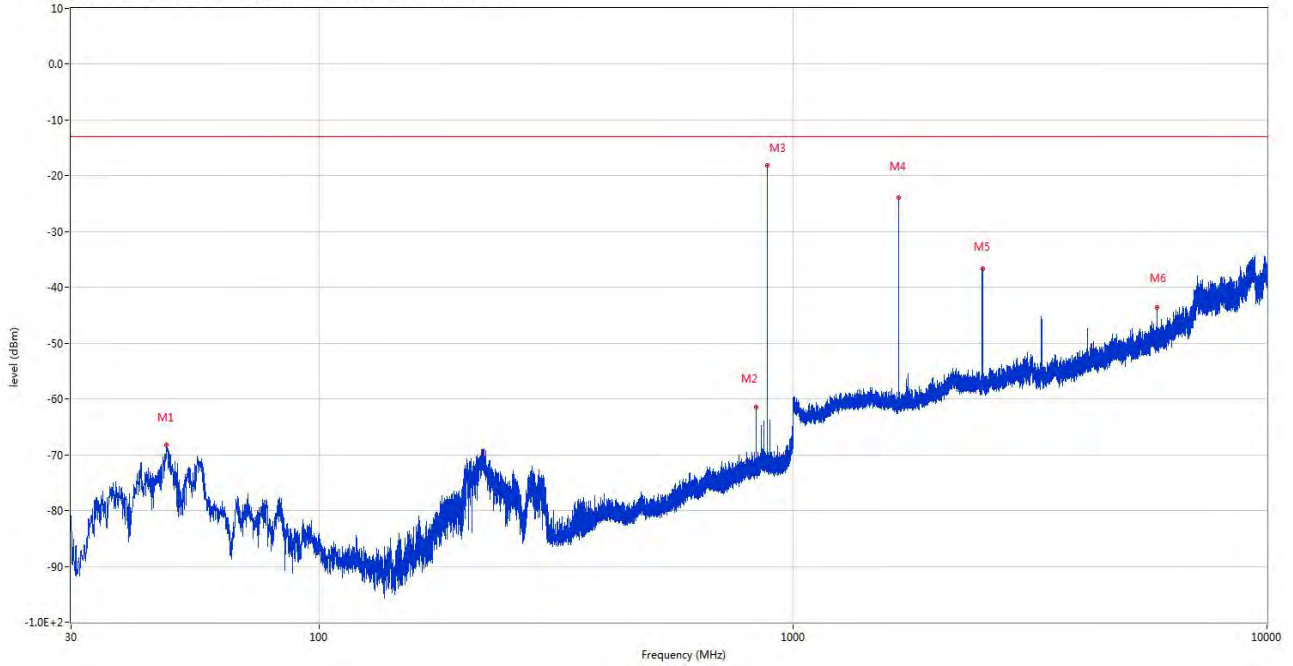
RSE Test case\_FCC PART22&24&27\_FCC PART 22\_850\_GSM 850&CDMA BC0&WCDMA B5&LTE B5&26



Frequency (MHz)	Result (dBm)	Factor (dB)	PK Limit (dBm)	Over Limit (dB)	Table (o)	ANT	EUT	Verdict
48.721	-61.20	-16.22	-13.0	-48.20	336.00	Vertical	Vertical	Pass
836.555	-58.89	-1.33	-13.0	-45.89	121.00	Vertical	Vertical	N/A
881.612	-17.86	-1.28	-13.0	-4.86	31.00	Vertical	Vertical	N/A
1673.000	-27.35	-3.65	-13.0	-14.35	10.00	Vertical	Vertical	Pass
2509.900	-24.32	1.28	-13.0	-11.32	200.00	Vertical	Vertical	Pass
3346.400	-46.31	3.35	-13.0	-33.31	334.00	Vertical	Vertical	Pass

## RSE-V&H GPRS 850 CH190

RSE Test case\_FCC PART22&24&27\_FCC PART 22\_850\_GSM 850&CDMA BC0&WCDMA B5&LTE B5&26

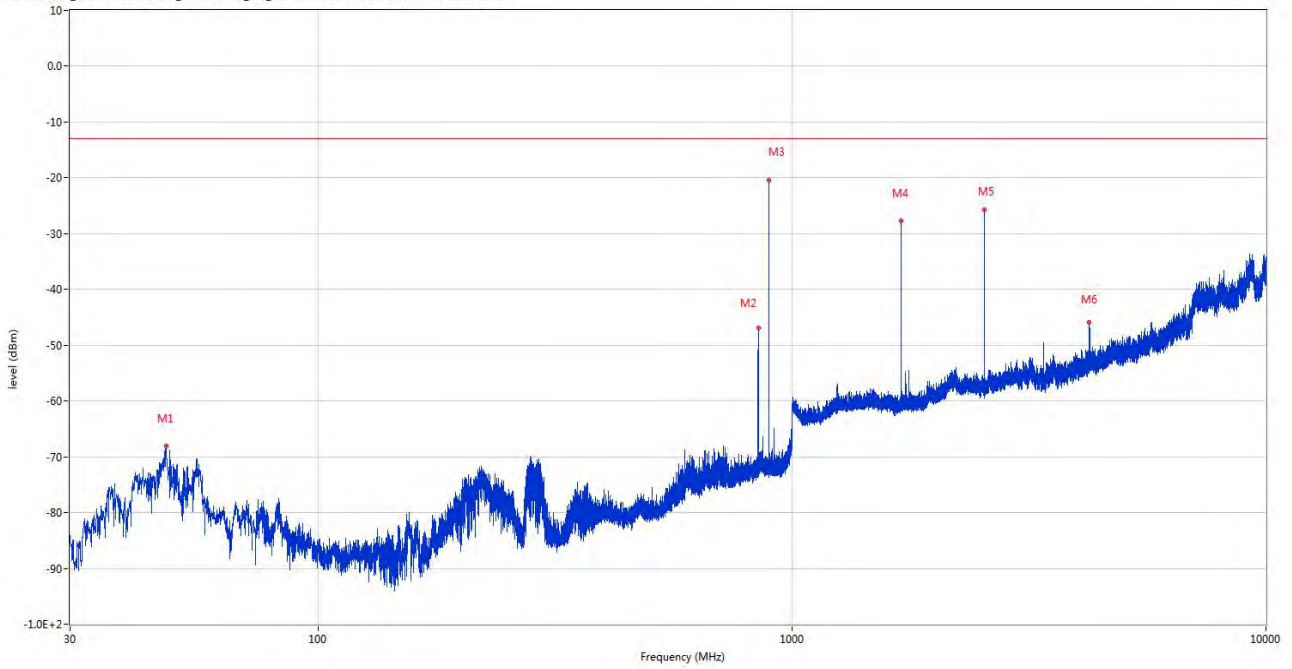


Frequency (MHz)	Result (dBm)	Factor (dB)	PK Limit (dBm)	Over Limit (dB)	Table (o)	ANT	EUT	Verdict
47.751	-68.29	-16.31	-13.0	-55.29	256.00	Vertical	Horizontal	Pass
836.555	-61.43	-1.33	-13.0	-48.43	321.00	Vertical	Horizontal	N/A
881.660	-18.07	-1.27	-13.0	-5.07	208.00	Vertical	Horizontal	N/A
1673.100	-23.98	-3.65	-13.0	-10.98	275.00	Vertical	Horizontal	Pass
2509.700	-36.71	1.26	-13.0	-23.71	263.00	Vertical	Horizontal	Pass
5856.400	-43.64	11.05	-13.0	-30.64	38.00	Vertical	Horizontal	Pass

### 1.3 GPRS 850 High Channel

#### RSE-V&V GPRS 850 CH251

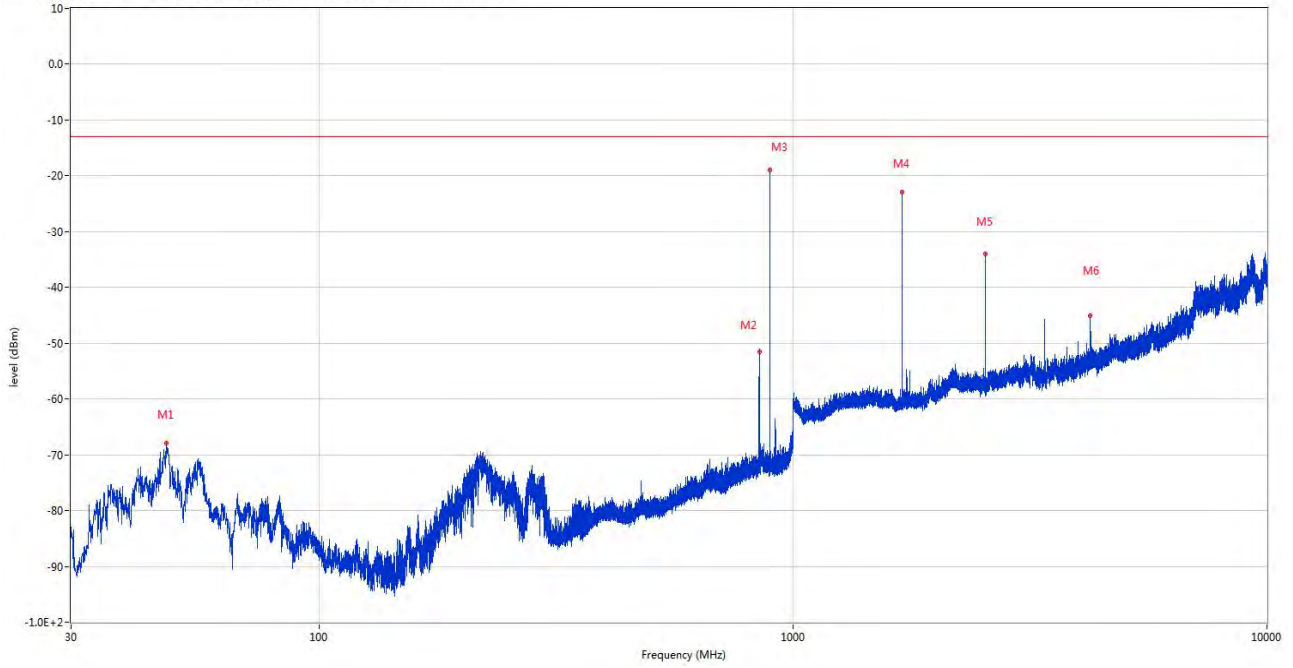
RSE Test case\_FCC PART22&24&27\_FCC PART 22\_850\_GSM 850&CDMA BC0&WCDMA B5&LTE B5&26



Frequency (MHz)	Result (dBm)	Factor (dB)	PK Limit (dBm)	Over Limit (dB)	Table (o)	ANT	EUT	Verdict
47.800	-68.12	-16.30	-13.0	-55.12	300.00	Vertical	Vertical	Pass
848.729	-46.86	-0.94	-13.0	-33.86	90.00	Vertical	Vertical	N/A
893.737	-20.48	-1.31	-13.0	-7.48	1.00	Vertical	Vertical	N/A
1697.700	-27.76	-3.31	-13.0	-14.76	10.00	Vertical	Vertical	Pass
2546.100	-25.66	0.38	-13.0	-12.66	221.00	Vertical	Vertical	Pass
4244.200	-45.90	6.66	-13.0	-32.90	75.00	Vertical	Vertical	Pass

## RSE-V&H GPRS 850 CH251

RSE Test case\_FCC PART22&24&27\_FCC PART 22\_850\_GSM 850&CDMA BC0&WCDMA B5&LTE B5&26



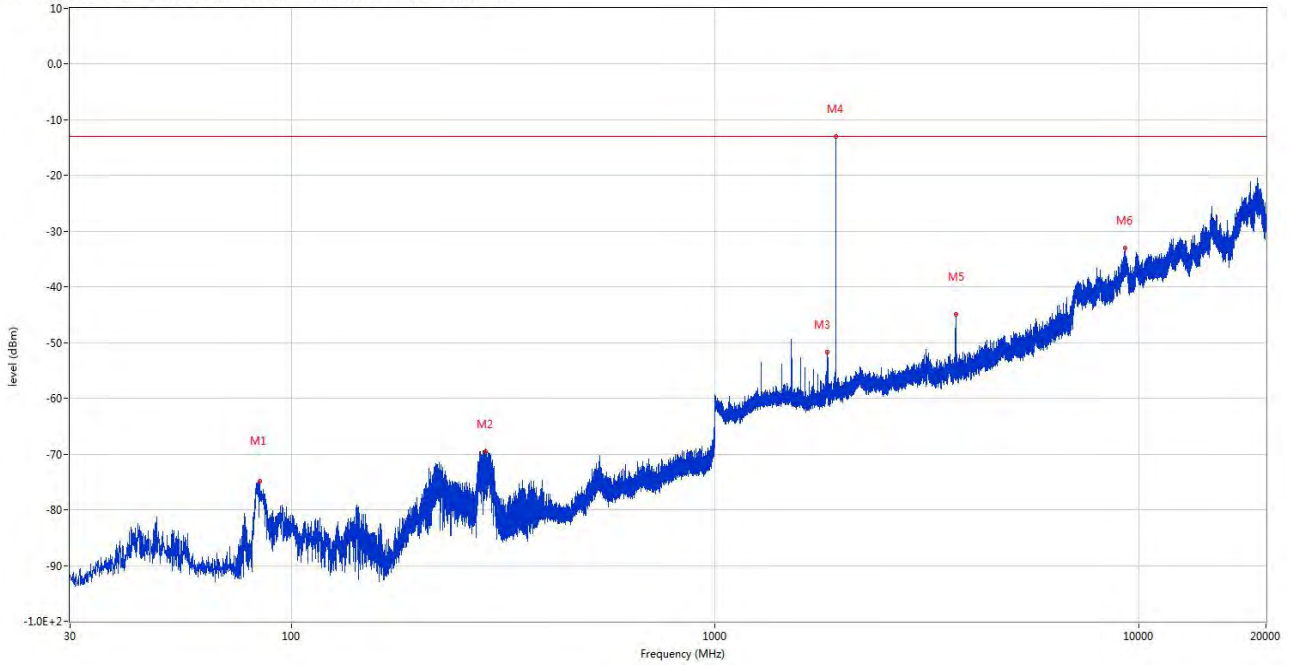
Frequency (MHz)	Result (dBm)	Factor (dB)	PK Limit (dBm)	Over Limit (dB)	Table (o)	ANT	EUT	Verdict
47.751	-67.83	-16.31	-13.0	-54.83	283.00	Vertical	Horizontal	Pass
848.777	-51.46	-0.94	-13.0	-38.46	315.00	Vertical	Horizontal	N/A
893.833	-18.92	-1.31	-13.0	-5.92	83.00	Vertical	Horizontal	N/A
1697.500	-22.94	-3.33	-13.0	-9.94	309.00	Vertical	Horizontal	Pass
2546.100	-34.02	0.38	-13.0	-21.02	113.00	Vertical	Horizontal	Pass
4243.400	-45.04	6.66	-13.0	-32.04	212.00	Vertical	Horizontal	Pass

## 2 GPRS 1900

### 2.1 GPRS 1900 Low Channel

#### RSE-H&H GPRS 1900 CH512

RSE Test case\_FCC PART22&24&27\_FCC PART 24\_1900\_GSM 1900&WCDMA B2&CDMA BC1&LTE B2&25

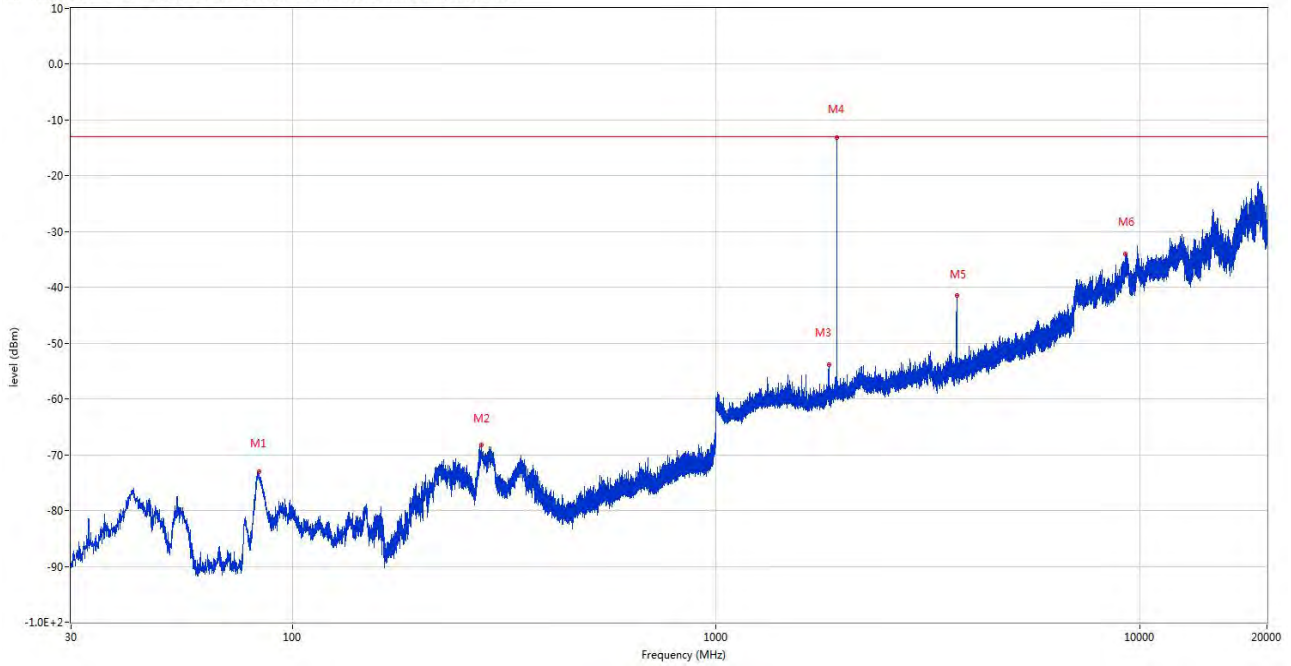


Frequency (MHz)	Result (dBm)	Factor (dB)	PK Limit (dBm)	Over Limit (dB)	Table (o)	ANT	EUT	Verdict
83.980	-74.84	-20.36	-13.0	-61.84	333.00	Horizontal	Horizontal	Pass
287.923	-69.53	-13.84	-13.0	-56.53	333.00	Horizontal	Horizontal	Pass
1842.900	-51.74	-1.42	-13.0	-38.74	151.00	Horizontal	Horizontal	N/A
1930.100	-13.06	-1.83	-13.0	-0.06	194.00	Horizontal	Horizontal	N/A
3700.200	-44.90	4.40	-13.0	-31.90	319.00	Horizontal	Horizontal	Pass
9314.088	-32.93	35.91	-13.0	-19.93	225.00	Horizontal	Horizontal	Pass



## RSE-H&V GPRS 1900 CH512

RSE Test case\_FCC PART22&24&27\_FCC PART 24\_1900\_GSM 1900&WCDMA B2&CDMA BC1&LTE B2&25

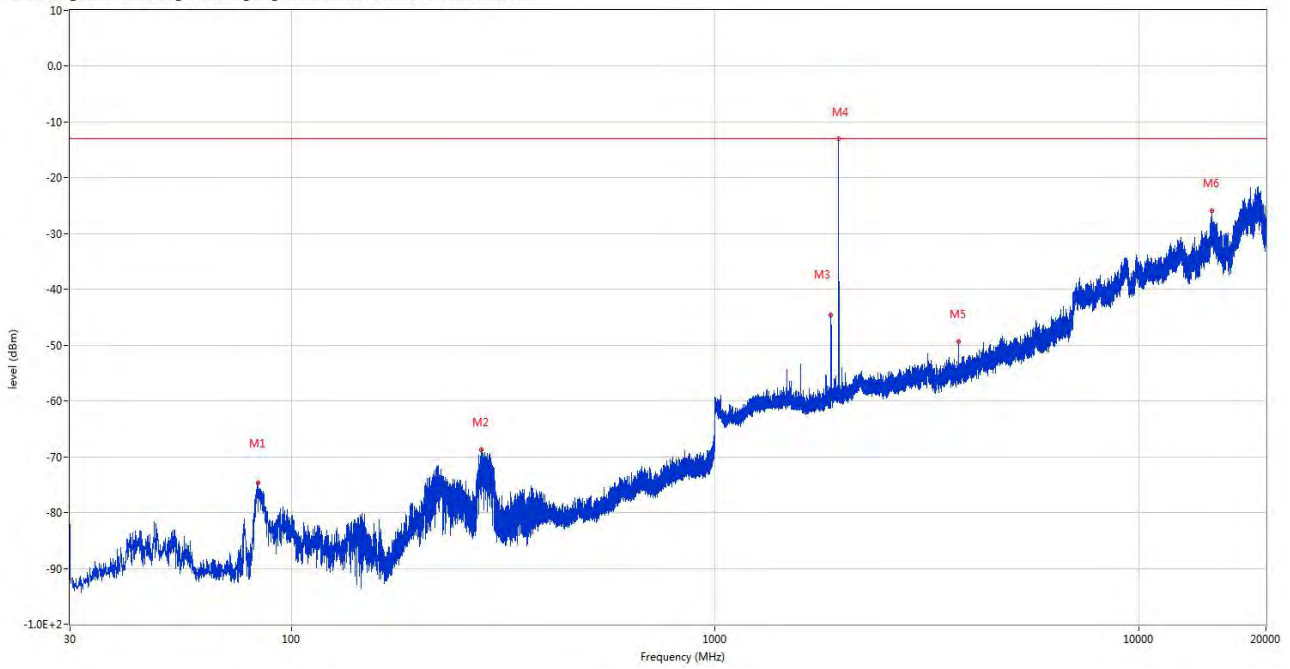


Frequency (MHz)	Result (dBm)	Factor (dB)	PK Limit (dBm)	Over Limit (dB)	Table (o)	ANT	EUT	Verdict
83.350	-73.01	-20.39	-13.0	-60.01	297.00	Horizontal	Vertical	Pass
279.145	-68.30	-14.08	-13.0	-55.30	316.00	Horizontal	Vertical	Pass
1850.000	-53.83	-1.29	-13.0	-40.83	257.00	Horizontal	Vertical	N/A
1930.100	-13.11	-1.83	-13.0	-0.11	199.00	Horizontal	Vertical	N/A
3700.400	-41.37	4.38	-13.0	-28.37	325.00	Horizontal	Vertical	Pass
9254.287	-34.01	35.85	-13.0	-21.01	129.00	Horizontal	Vertical	Pass

## 2.2 GPRS 1900 Middle Channel

### RSE-H&H GPRS 1900 CH661

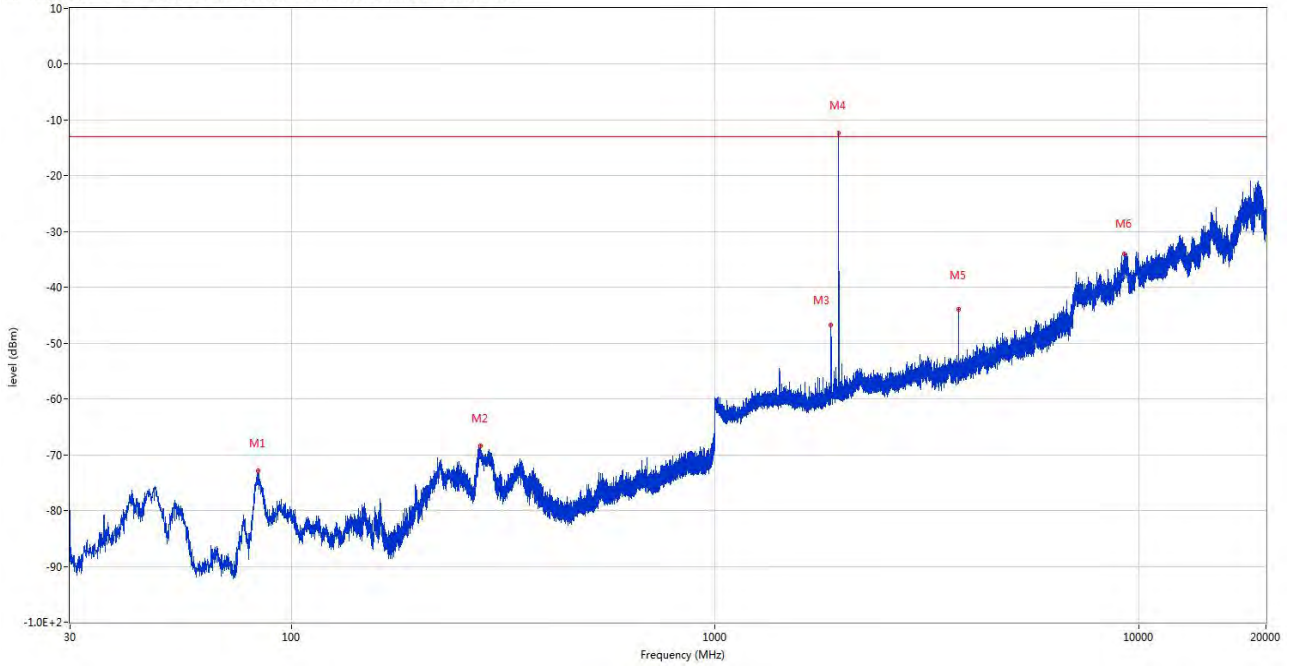
RSE Test case\_FCC PART22&24&27\_FCC PART 24\_1900\_GSM 1900&WCDMA B2&CDMA BC1&LTE B2&25



Frequency (MHz)	Result (dBm)	Factor (dB)	PK Limit (dBm)	Over Limit (dB)	Table (o)	ANT	EUT	Verdict
83.253	-74.67	-20.39	-13.0	-61.67	330.00	Horizontal	Horizontal	Pass
281.133	-68.78	-14.06	-13.0	-55.78	330.00	Horizontal	Horizontal	Pass
1879.900	-44.64	-1.01	-13.0	-31.64	113.00	Horizontal	Horizontal	N/A
1959.900	-13.04	-1.11	-13.0	-0.04	194.00	Horizontal	Horizontal	N/A
3760.000	-49.35	4.98	-13.0	-36.35	232.00	Horizontal	Horizontal	Pass
14918.112	-25.85	41.31	-13.0	-12.85	0.00	Horizontal	Horizontal	Pass

RSE-H&V GPRS 1900 CH661

RSE Test case\_FCC PART22&24&27\_FCC PART 24\_1900\_GSM 1900&WCDMA B2&CDMA BC1&LTE B2&25

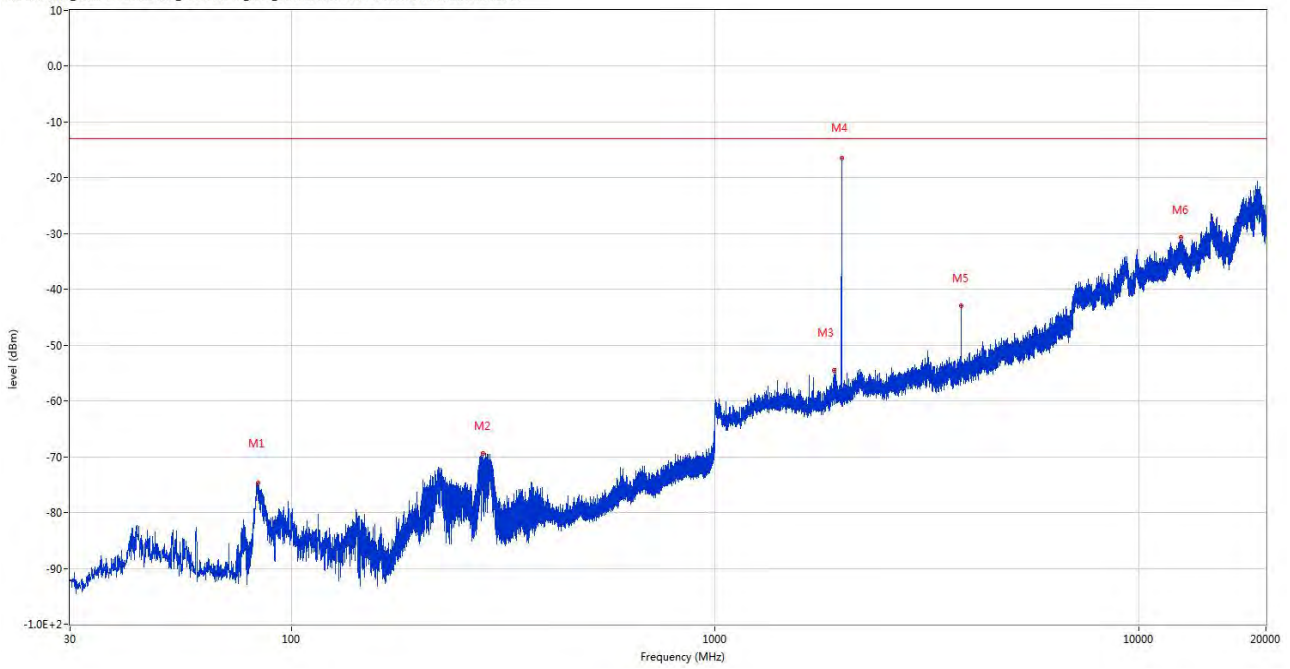


Frequency (MHz)	Result (dBm)	Factor (dB)	PK Limit (dBm)	Over Limit (dB)	Table (o)	ANT	EUT	Verdict
83.204	-72.82	-20.39	-13.0	-59.82	338.00	Horizontal	Vertical	Pass
279.581	-68.43	-14.06	-13.0	-55.43	298.00	Horizontal	Vertical	Pass
1879.900	-46.73	-1.01	-13.0	-33.73	168.00	Horizontal	Vertical	N/A
1960.000	-12.39	-1.13	-13.0	0.61	188.00	Horizontal	Vertical	N/A
3760.000	-43.84	4.98	-13.0	-30.84	326.00	Horizontal	Vertical	Pass
9269.526	-33.99	36.14	-13.0	-20.99	178.00	Horizontal	Vertical	Pass

## 2.3 GPRS 1900 High Channel

### RSE-H&H GPRS 1900 CH810

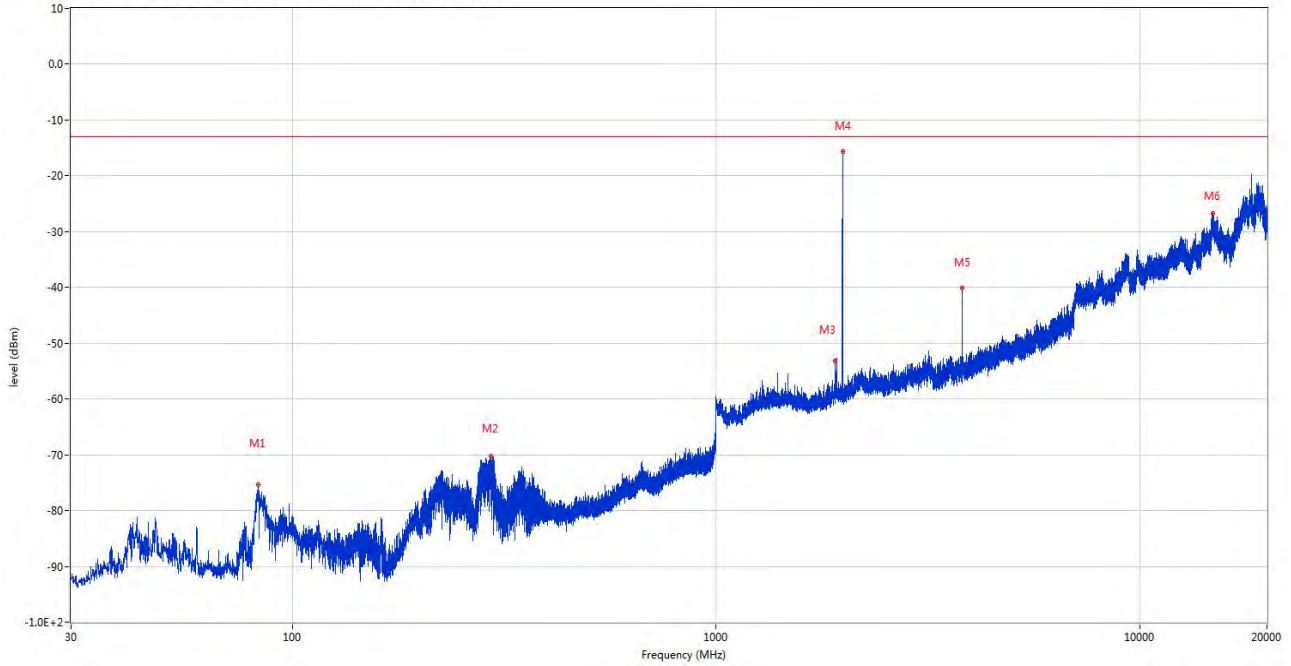
RSE Test case\_FCC PART22&24&27\_FCC PART 24\_1900\_GSM 1900&WCDMA B2&CDMA BC1&LTE B2&25



Frequency (MHz)	Result (dBm)	Factor (dB)	PK Limit (dBm)	Over Limit (dB)	Table (o)	ANT	EUT	Verdict
83.544	-74.76	-20.38	-13.0	-61.76	143.00	Horizontal	Horizontal	Pass
283.025	-69.41	-14.13	-13.0	-56.41	328.00	Horizontal	Horizontal	Pass
1915.500	-54.54	-0.18	-13.0	-41.54	80.00	Horizontal	Horizontal	N/A
1989.800	-16.54	-1.89	-13.0	-3.54	202.00	Horizontal	Horizontal	N/A
3819.600	-42.96	5.17	-13.0	-29.96	109.00	Horizontal	Horizontal	Pass
12593.887	-30.63	37.55	-13.0	-17.63	175.00	Horizontal	Horizontal	Pass

## RSE-H&V GPRS 1900 CH810

RSE Test case\_FCC PART22&24&27\_FCC PART 24\_1900\_GSM 1900&WCDMA B2&CDMA BC1&LTE B2&25



Frequency (MHz)	Result (dBm)	Factor (dB)	PK Limit (dBm)	Over Limit (dB)	Table (o)	ANT	EUT	Verdict
83.107	-75.33	-20.41	-13.0	-62.33	298.00	Horizontal	Vertical	Pass
293.598	-70.31	-13.41	-13.0	-57.31	315.00	Horizontal	Vertical	Pass
1909.400	-53.23	-0.43	-13.0	-40.23	159.00	Horizontal	Vertical	N/A
1989.500	-15.70	-1.93	-13.0	-2.70	199.00	Horizontal	Vertical	N/A
3819.000	-40.14	5.16	-13.0	-27.14	343.00	Horizontal	Vertical	Pass
14915.213	-26.79	41.16	-13.0	-13.79	86.00	Horizontal	Vertical	Pass

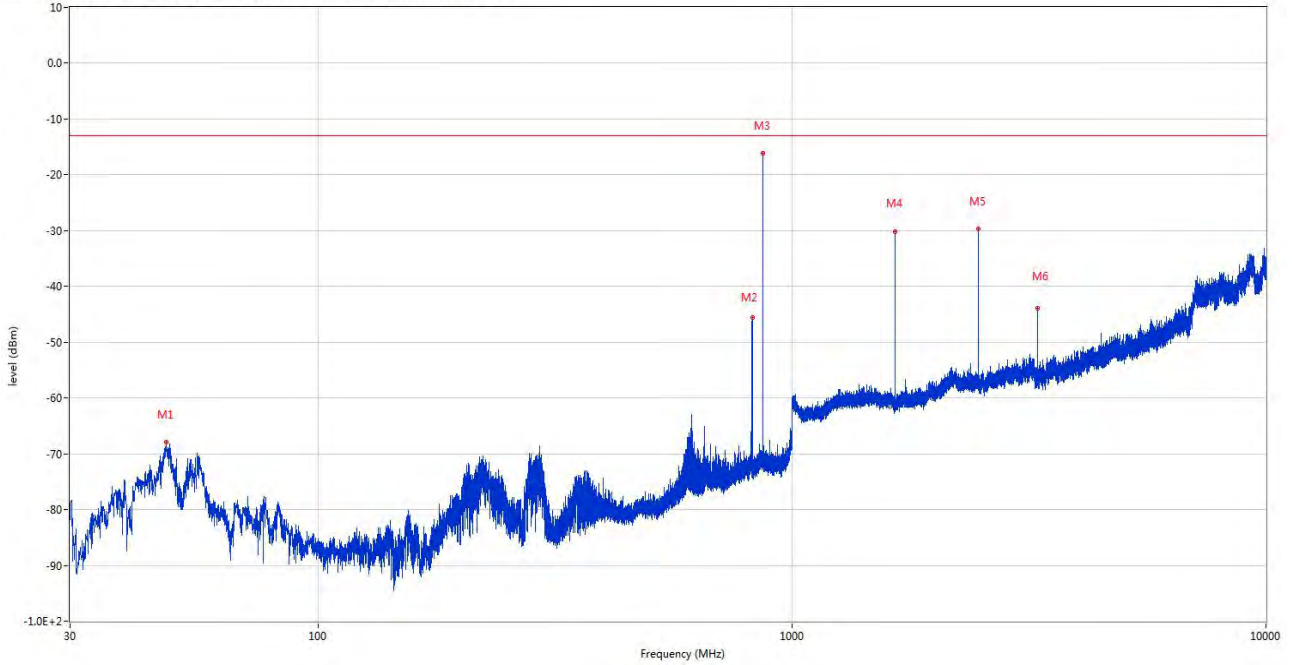
# EGPRS

## 3 EGPRS 850

### 3.1 EGPRS 850 Low Channel

#### RSE-V&V EGPRS 850 CH128

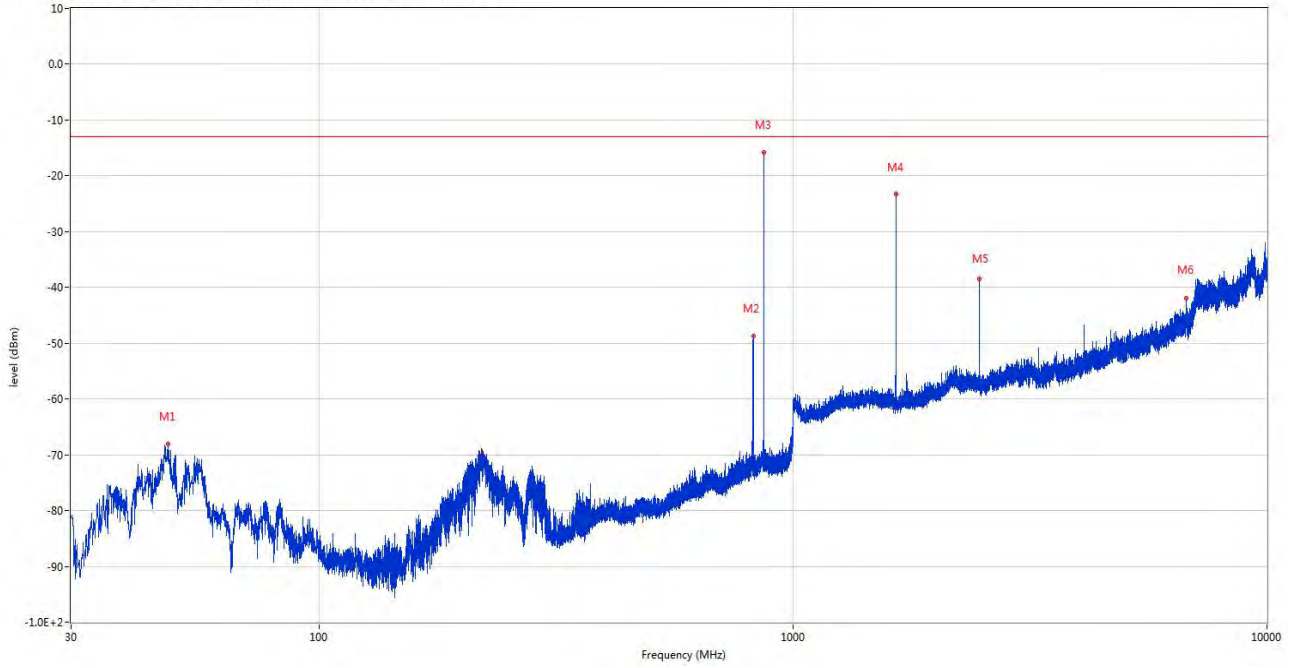
RSE Test case\_FCC PART22&24&27\_FCC PART 22\_850\_GSM 850&CDMA BC0&WCDMA B5&LTE B5&26



Frequency (MHz)	Result (dBm)	Factor (dB)	PK Limit (dBm)	Over Limit (dB)	Table (o)	ANT	EUT	Verdict
47.848	-67.96	-16.30	-13.0	-54.96	292.00	Vertical	Vertical	Pass
824.284	-45.61	-1.52	-13.0	-32.61	0.00	Vertical	Vertical	N/A
869.196	-16.21	-1.22	-13.0	-3.21	3.00	Vertical	Vertical	N/A
1648.500	-30.12	-3.93	-13.0	-17.12	349.00	Vertical	Vertical	Pass
2472.300	-29.63	0.93	-13.0	-16.63	210.00	Vertical	Vertical	Pass
3297.000	-43.98	3.17	-13.0	-30.98	360.00	Vertical	Vertical	Pass

## RSE-V&H EGPRS 850 CH128

RSE Test case\_FCC PART22&24&27\_FCC PART 22\_850\_GSM 850&CDMA BC0&WCDMA B5&LTE B5&26

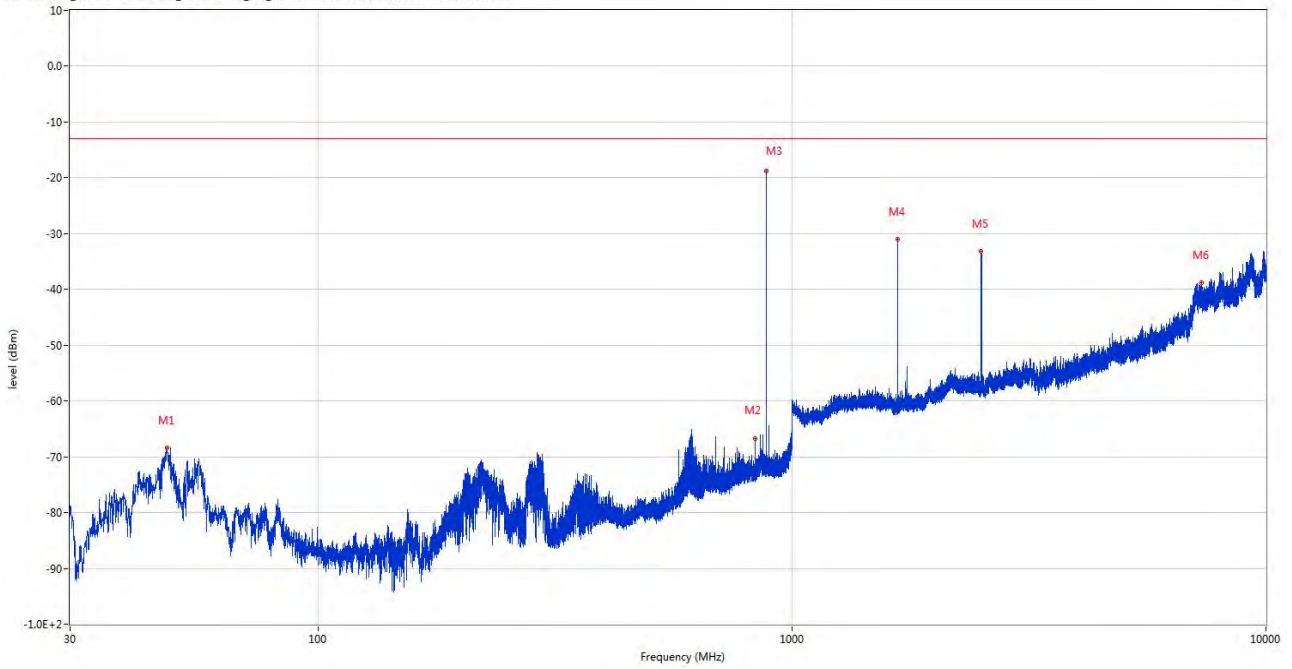


Frequency (MHz)	Result (dBm)	Factor (dB)	PK Limit (dBm)	Over Limit (dB)	Table (o)	ANT	EUT	Verdict
48.042	-68.11	-16.29	-13.0	-55.11	341.00	Vertical	Horizontal	Pass
824.284	-48.70	-1.52	-13.0	-35.70	68.00	Vertical	Horizontal	N/A
869.147	-15.86	-1.22	-13.0	-2.86	207.00	Vertical	Horizontal	N/A
1648.300	-23.31	-3.94	-13.0	-10.31	313.00	Vertical	Horizontal	Pass
2472.300	-38.51	0.93	-13.0	-25.51	360.00	Vertical	Horizontal	Pass
6754.600	-42.00	17.06	-13.0	-29.00	276.00	Vertical	Horizontal	Pass

### 3.2 EGPRS 850 Middle Channel

#### RSE-V&V EGPRS 850 CH190

RSE Test case\_FCC PART22&24&27\_FCC PART 22\_850\_GSM 850&CDMA BC0&WCDMA B5&LTE B5&26

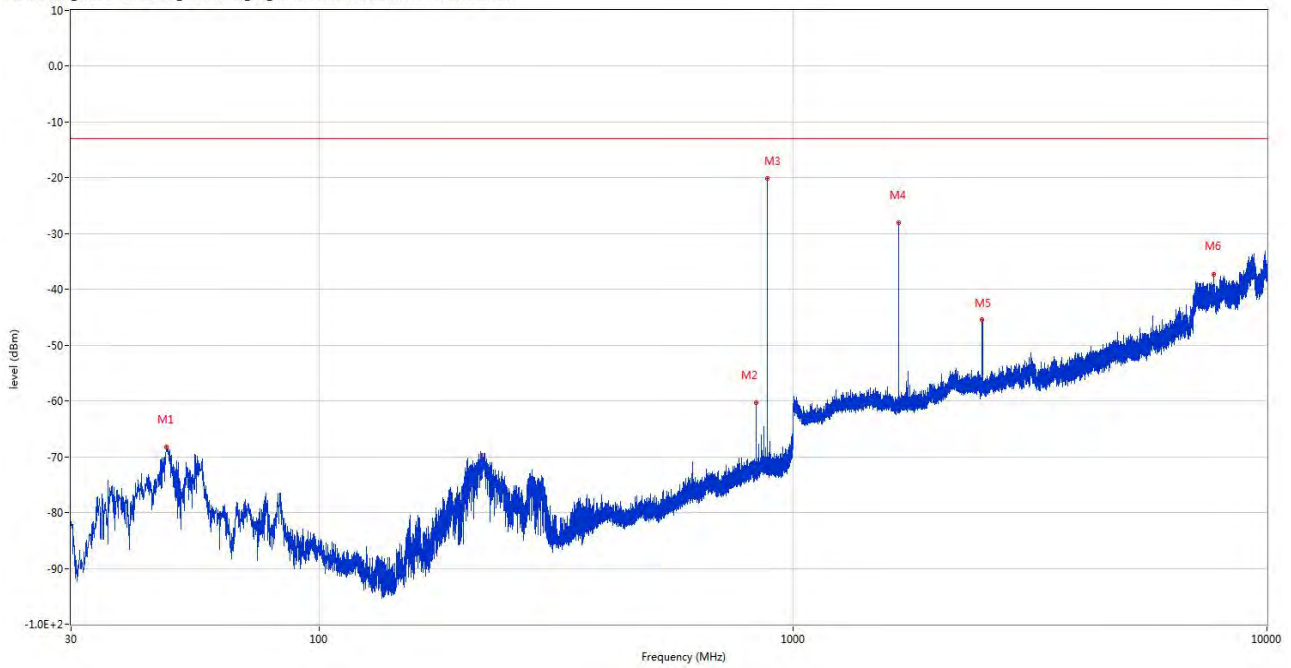


Frequency (MHz)	Result (dBm)	Factor (dB)	PK Limit (dBm)	Over Limit (dB)	Table (o)	ANT	EUT	Verdict
48.042	-68.44	-16.29	-13.0	-55.44	10.00	Vertical	Vertical	Pass
836.604	-66.74	-1.33	-13.0	-53.74	172.00	Vertical	Vertical	N/A
881.563	-18.78	-1.29	-13.0	-5.78	0.00	Vertical	Vertical	N/A
1673.100	-31.04	-3.65	-13.0	-18.04	1.00	Vertical	Vertical	Pass
2509.500	-33.25	1.24	-13.0	-20.25	335.00	Vertical	Vertical	Pass
7304.650	-38.78	31.14	-13.0	-25.78	193.00	Vertical	Vertical	Pass



## RSE-V&H EGPRS 850 CH190

RSE Test case\_FCC PART22&24&27\_FCC PART 22\_850\_GSM 850&CDMA BC0&WCDMA B5&LTE B5&26

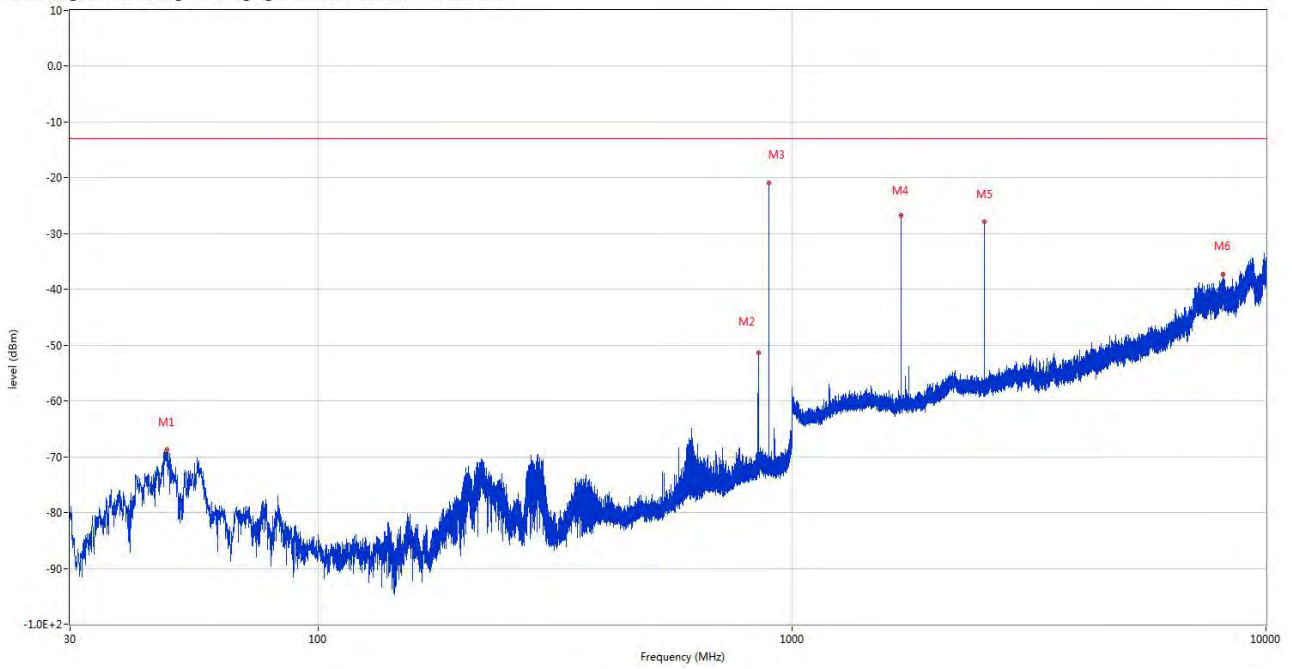


Frequency (MHz)	Result (dBm)	Factor (dB)	PK Limit (dBm)	Over Limit (dB)	Table (o)	ANT	EUT	Verdict
47.654	-68.22	-16.31	-13.0	-55.22	265.00	Vertical	Horizontal	Pass
836.555	-60.35	-1.33	-13.0	-47.35	310.00	Vertical	Horizontal	N/A
881.514	-20.16	-1.29	-13.0	-7.16	227.00	Vertical	Horizontal	N/A
1673.200	-28.05	-3.65	-13.0	-15.05	280.00	Vertical	Horizontal	Pass
2509.500	-45.35	1.24	-13.0	-32.35	221.00	Vertical	Horizontal	Pass
7712.200	-37.35	31.59	-13.0	-24.35	66.00	Vertical	Horizontal	Pass

### 3.3 EGPRS 850 High Channel

#### RSE-V&V EGPRS 850 CH251

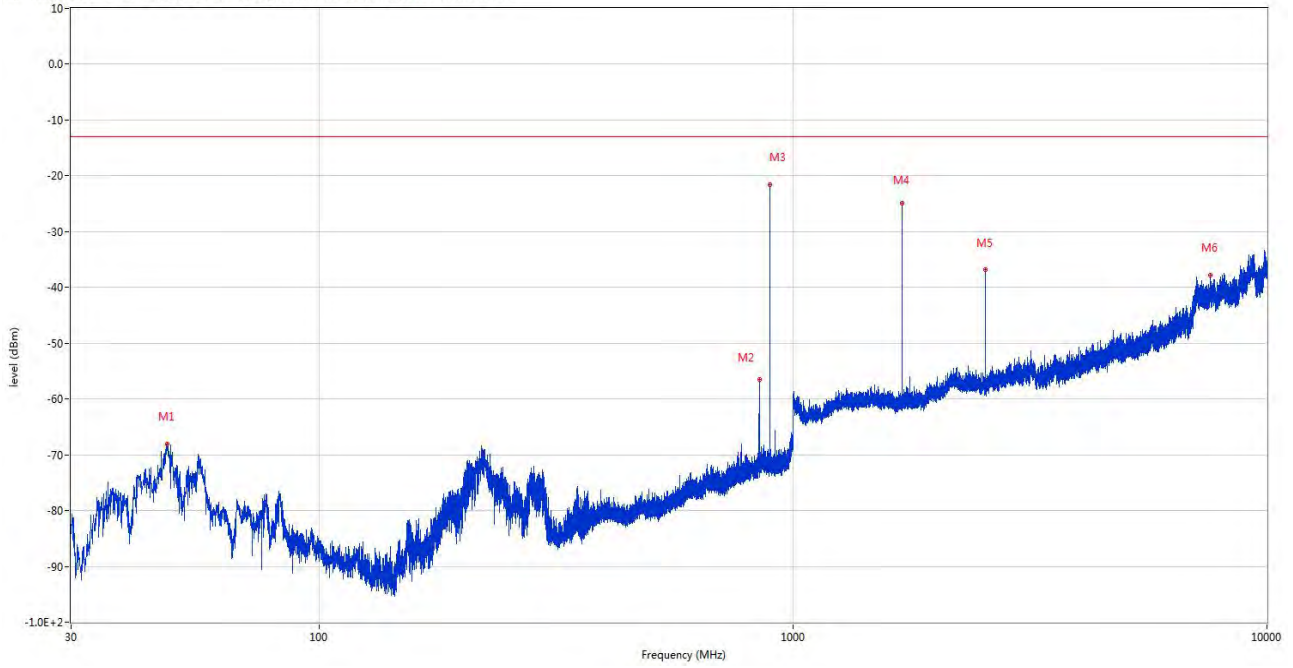
RSE Test case\_FCC PART22&24&27\_FCC PART 22\_850\_GSM 850&CDMA BC0&WCDMA B5&LTE B5&26



Frequency (MHz)	Result (dBm)	Factor (dB)	PK Limit (dBm)	Over Limit (dB)	Table (o)	ANT	EUT	Verdict
47.993	-68.71	-16.29	-13.0	-55.71	152.00	Vertical	Vertical	Pass
848.777	-51.35	-0.94	-13.0	-38.35	145.00	Vertical	Vertical	N/A
893.833	-20.97	-1.31	-13.0	-7.97	238.00	Vertical	Vertical	N/A
1697.400	-26.75	-3.34	-13.0	-13.75	1.00	Vertical	Vertical	Pass
2546.500	-27.86	0.35	-13.0	-14.86	177.00	Vertical	Vertical	Pass
8115.100	-37.30	32.99	-13.0	-24.30	335.00	Vertical	Vertical	Pass

## RSE-V&H EGPRS 850 CH251

RSE Test case\_FCC PART22&24&27\_FCC PART 22\_850\_GSM 850&CDMA BC0&WCDMA B5&LTE B5&26



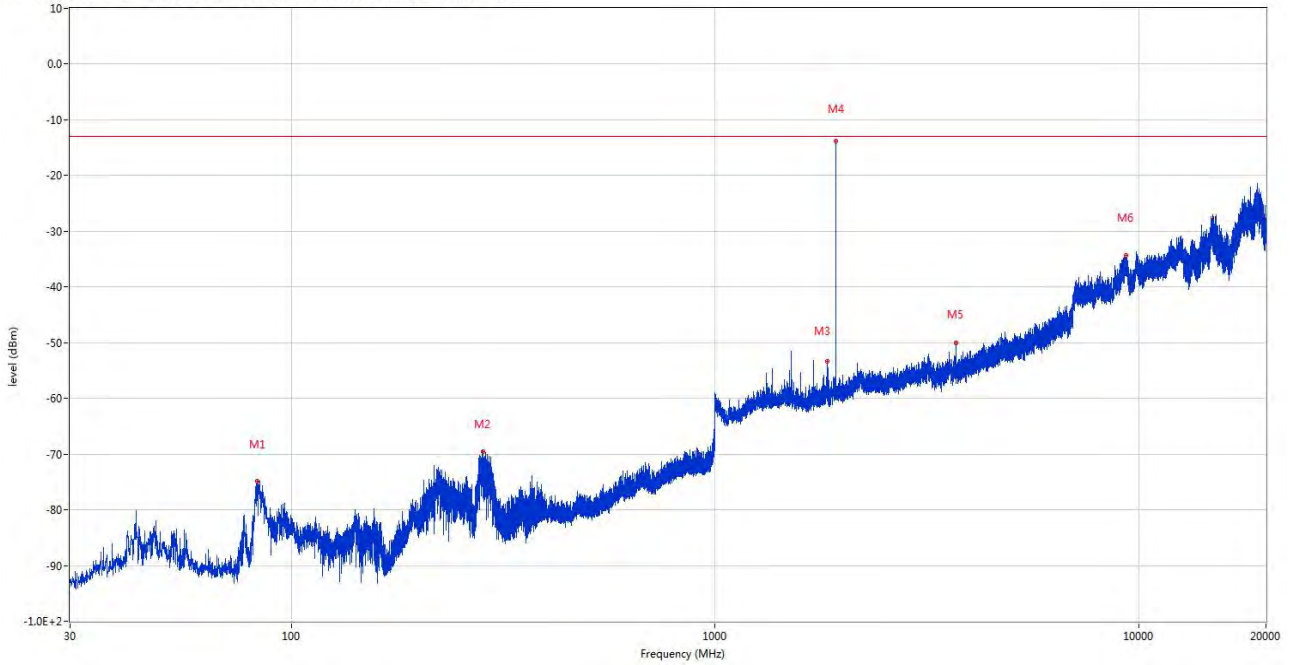
Frequency (MHz)	Result (dBm)	Factor (dB)	PK Limit (dBm)	Over Limit (dB)	Table (o)	ANT	EUT	Verdict
47.848	-68.11	-16.30	-13.0	-55.11	242.00	Vertical	Horizontal	Pass
848.777	-56.55	-0.94	-13.0	-43.55	360.00	Vertical	Horizontal	N/A
893.882	-21.63	-1.30	-13.0	-8.63	0.00	Vertical	Horizontal	N/A
1697.400	-24.91	-3.34	-13.0	-11.91	290.00	Vertical	Horizontal	Pass
2546.200	-36.88	0.37	-13.0	-23.88	256.00	Vertical	Horizontal	Pass
7599.550	-37.80	31.76	-13.0	-24.80	129.00	Vertical	Horizontal	Pass

## 4 EGPRS 1900

### 4.1 EGPRS 1900 Low Channel

#### RSE-H&H EGPRS 1900 CH512

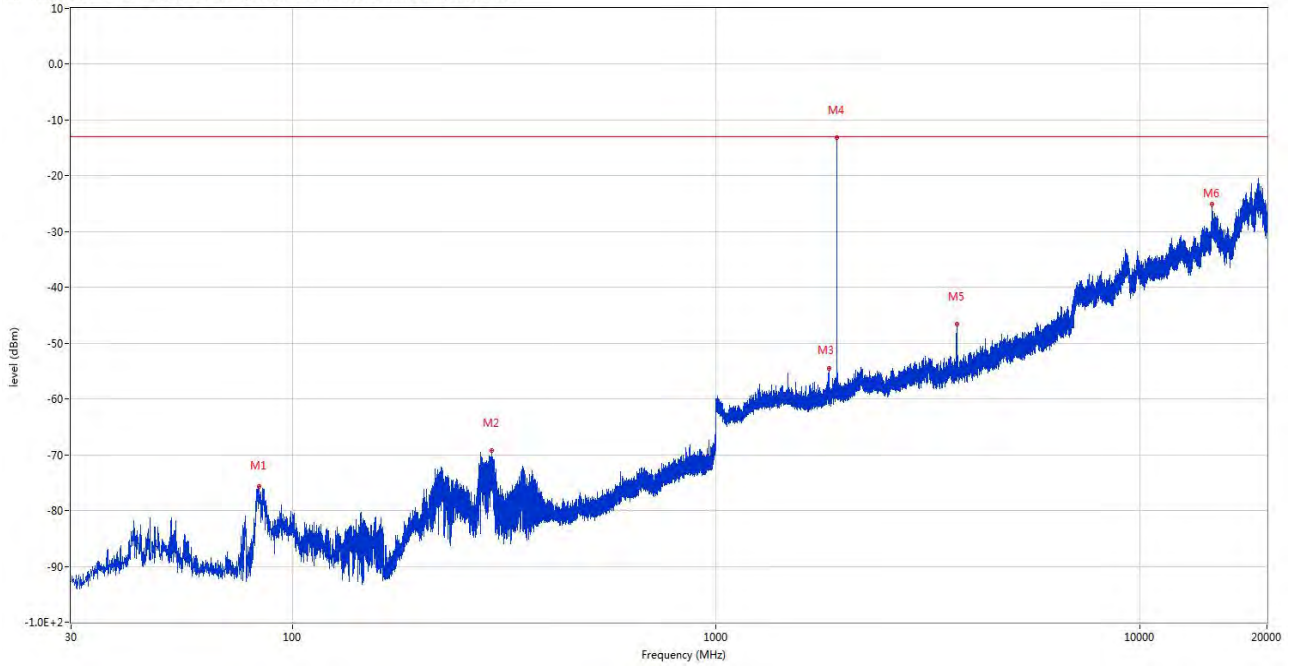
RSE Test case\_FCC PART22&24&27\_FCC PART 24\_1900\_GSM 1900&WCDMA B2&CDMA BC1&LTE B2&25



Frequency (MHz)	Result (dBm)	Factor (dB)	PK Limit (dBm)	Over Limit (dB)	Table (o)	ANT	EUT	Verdict
82.816	-74.88	-20.45	-13.0	-61.88	300.00	Horizontal	Horizontal	Pass
283.606	-69.52	-14.13	-13.0	-56.52	310.00	Horizontal	Horizontal	Pass
1841.600	-53.39	-1.44	-13.0	-40.39	147.00	Horizontal	Horizontal	N/A
1930.100	-13.79	-1.83	-13.0	-0.79	201.00	Horizontal	Horizontal	N/A
3700.200	-49.98	4.40	-13.0	-36.98	244.00	Horizontal	Horizontal	Pass
9334.213	-34.31	35.87	-13.0	-21.31	243.00	Horizontal	Horizontal	Pass

## RSE-H&V EGPRS 1900 CH512

RSE Test case\_FCC PART22&24&27\_FCC PART 24\_1900\_GSM 1900&WCDMA B2&CDMA BCl&LTE B2&25

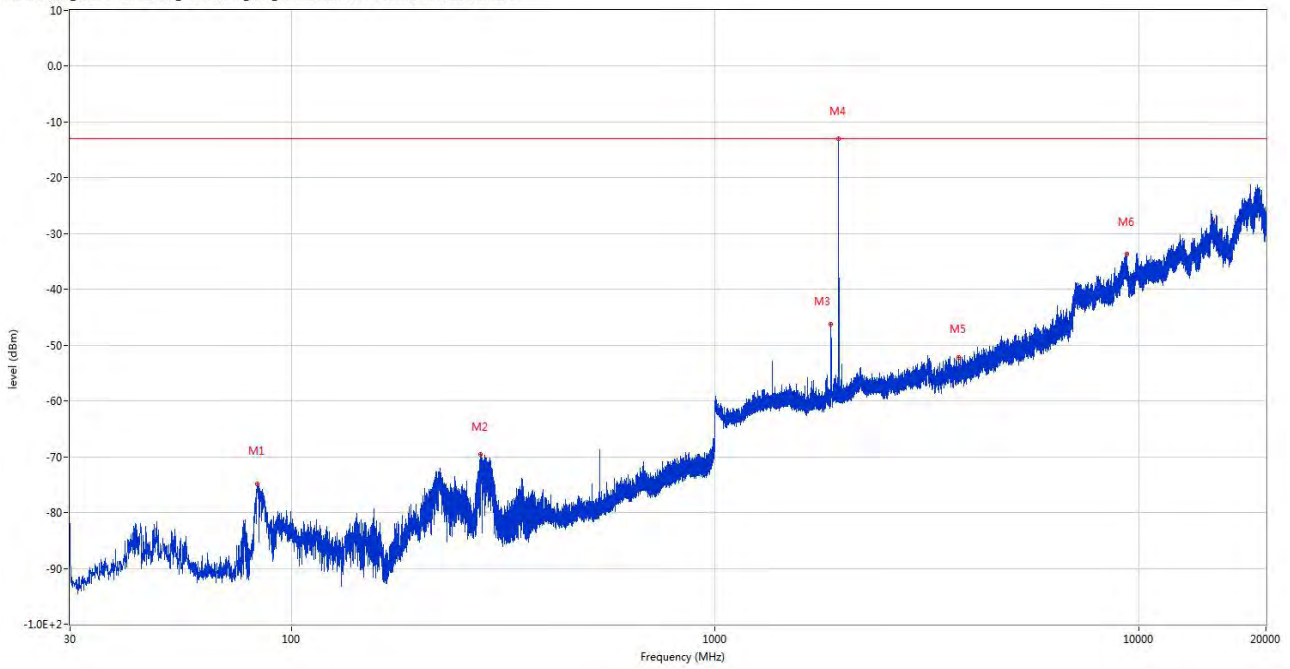


Frequency (MHz)	Result (dBm)	Factor (dB)	PK Limit (dBm)	Over Limit (dB)	Table (o)	ANT	EUT	Verdict
83.447	-75.72	-20.38	-13.0	-62.72	337.00	Horizontal	Vertical	Pass
294.858	-69.28	-13.25	-13.0	-56.28	166.00	Horizontal	Vertical	Pass
1850.300	-54.47	-1.29	-13.0	-41.47	125.00	Horizontal	Vertical	N/A
1930.100	-13.12	-1.83	-13.0	-0.12	192.00	Horizontal	Vertical	N/A
3700.400	-46.58	4.38	-13.0	-33.58	238.00	Horizontal	Vertical	Pass
14858.662	-25.13	40.61	-13.0	-12.13	346.00	Horizontal	Vertical	Pass

## 4.2 EGPRS 1900 Middle Channel

### RSE-H&H EGPRS 1900 CH661

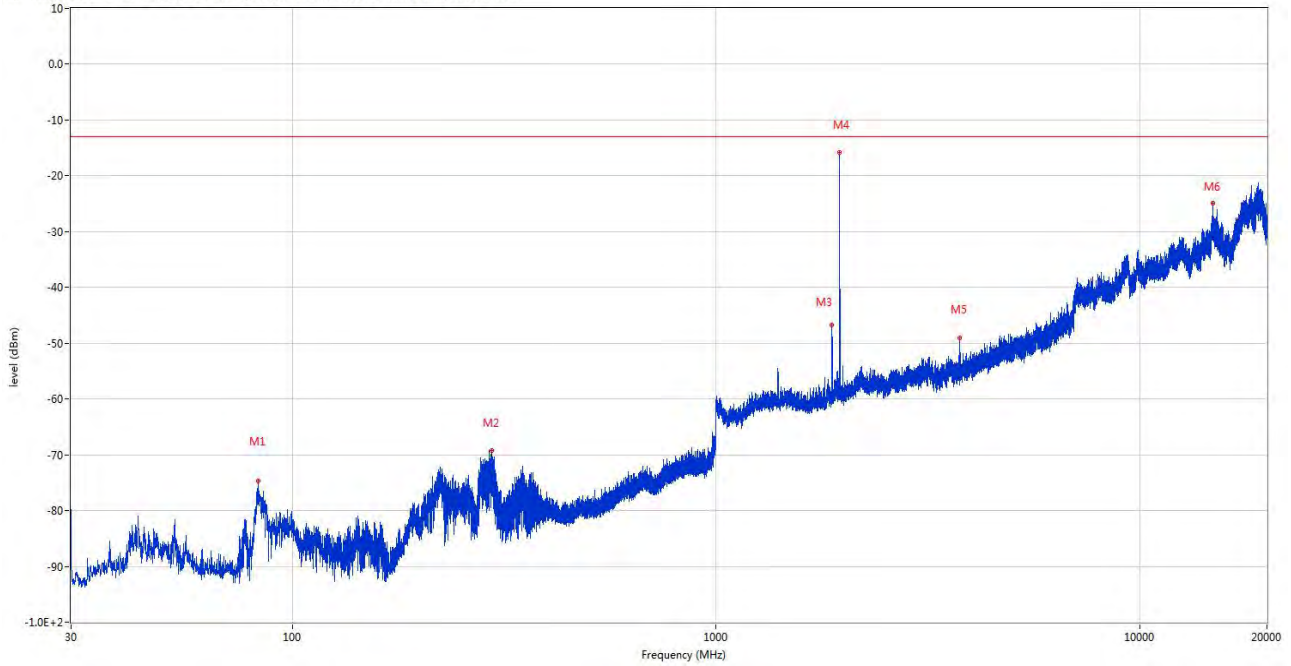
RSE Test case\_FCC PART22&24&27\_FCC PART 24\_1900\_GSM 1900&WCDMA B2&CDMA BC1&LTE B2&25



Frequency (MHz)	Result (dBm)	Factor (dB)	PK Limit (dBm)	Over Limit (dB)	Table (o)	ANT	EUT	Verdict
82.962	-74.81	-20.43	-13.0	-61.81	336.00	Horizontal	Horizontal	Pass
279.484	-69.59	-14.07	-13.0	-56.59	318.00	Horizontal	Horizontal	Pass
1879.900	-46.20	-1.01	-13.0	-33.20	100.00	Horizontal	Horizontal	N/A
1959.900	-12.97	-1.11	-13.0	0.03	189.00	Horizontal	Horizontal	N/A
3759.600	-52.18	4.91	-13.0	-39.18	276.00	Horizontal	Horizontal	Pass
9380.500	-33.75	36.25	-13.0	-20.75	159.00	Horizontal	Horizontal	Pass

## RSE-H&V EGPRS 1900 CH661

RSE Test case\_FCC PART22&24&27\_FCC PART 24\_1900\_GSM 1900&WCDMA B2&CDMA BC1&LTE B2&25

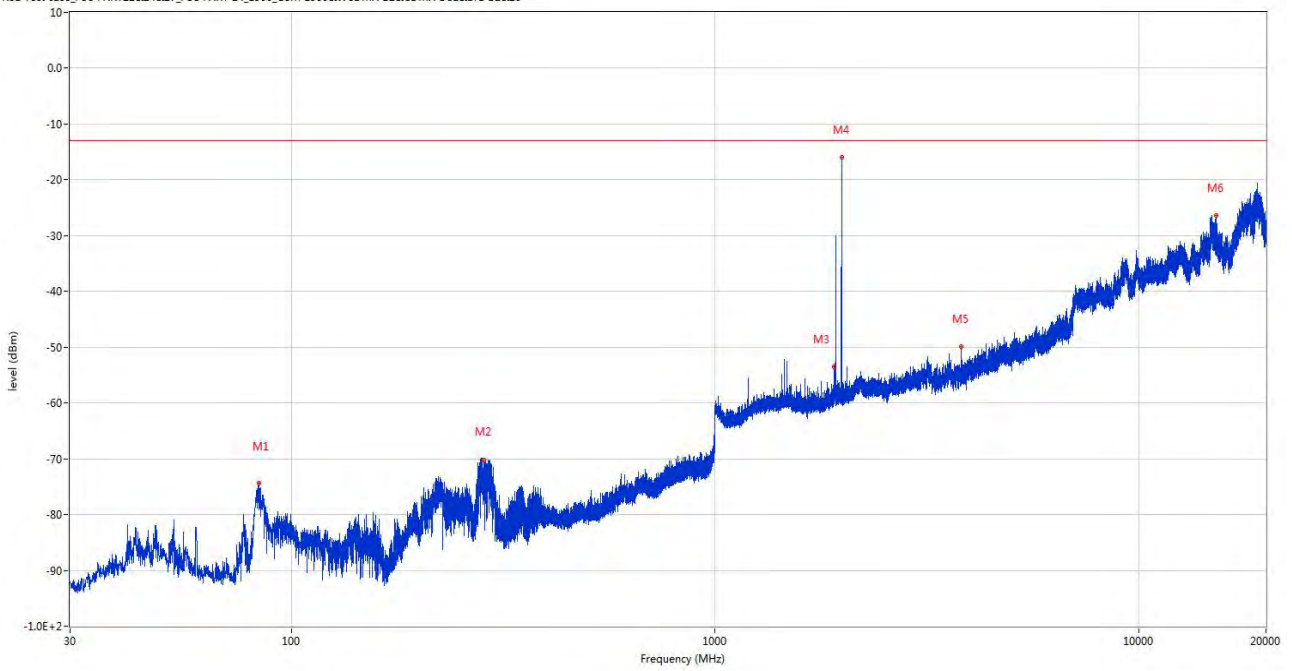


Frequency (MHz)	Result (dBm)	Factor (dB)	PK Limit (dBm)	Over Limit (dB)	Table (o)	ANT	EUT	Verdict
82.865	-74.72	-20.44	-13.0	-61.72	300.00	Horizontal	Vertical	Pass
295.101	-69.22	-13.24	-13.0	-56.22	322.00	Horizontal	Vertical	Pass
1879.900	-46.72	-1.01	-13.0	-33.72	143.00	Horizontal	Vertical	N/A
1959.800	-15.76	-1.10	-13.0	-2.76	195.00	Horizontal	Vertical	N/A
3760.000	-48.99	4.98	-13.0	-35.99	46.00	Horizontal	Vertical	Pass
14906.875	-24.97	40.73	-13.0	-11.97	343.00	Horizontal	Vertical	Pass

### 4.3 EGPRS 1900 High Channel

#### RSE-H&H EGPRS 1900 CH810

RSE Test case\_FCC PART22&24&27\_FCC PART 24\_1900\_GSM 1900&WCDMA B2&CDMA BC1&LTE B2&25

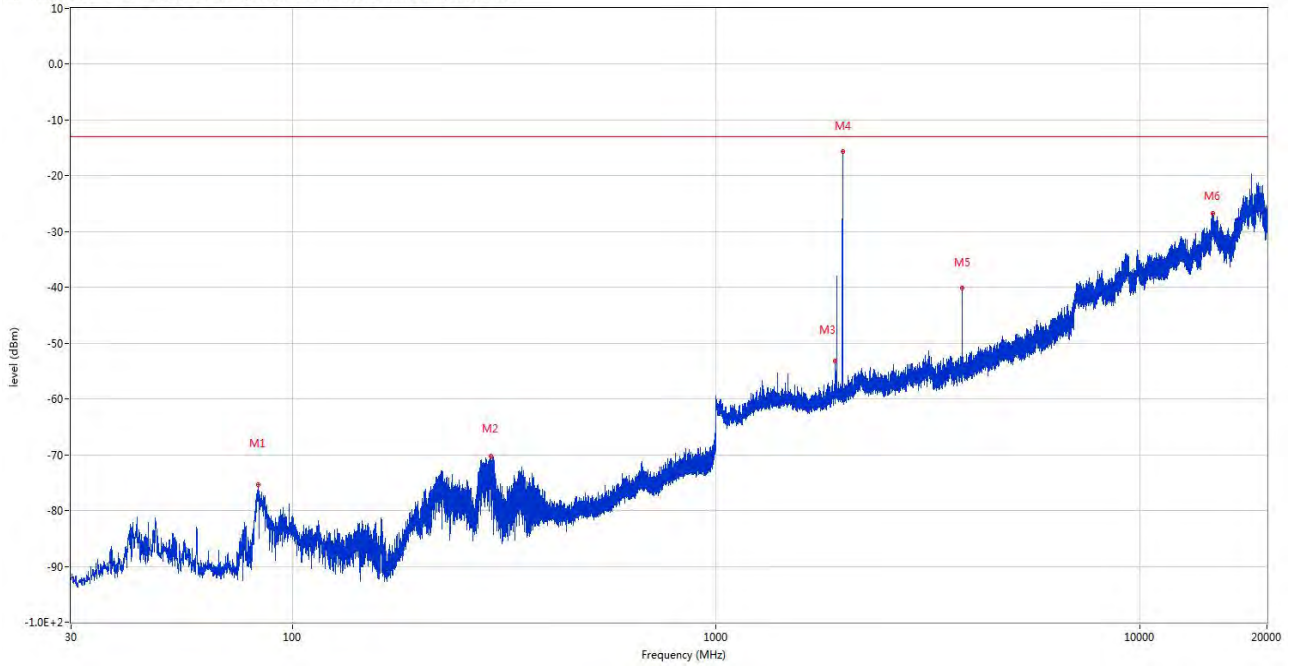


Frequency (MHz)	Result (dBm)	Factor (dB)	PK Limit (dBm)	Over Limit (dB)	Table (o)	ANT	EUT	Verdict
83.786	-74.40	-20.37	-13.0	-61.40	172.00	Horizontal	Horizontal	Pass
283.994	-70.17	-14.13	-13.0	-57.17	353.00	Horizontal	Horizontal	Pass
1915.700	-53.46	-0.17	-13.0	-40.46	134.00	Horizontal	Horizontal	N/A
1989.600	-16.01	-1.92	-13.0	-3.01	204.00	Horizontal	Horizontal	N/A
3819.600	-49.85	5.17	-13.0	-36.85	272.00	Horizontal	Horizontal	Pass
15284.963	-26.36	39.27	-13.0	-13.36	247.00	Horizontal	Horizontal	Pass



## RSE-H&V EGPRS 1900 CH810

RSE Test case\_FCC PART22&24&27\_FCC PART 24\_1900\_GSM 1900&WCDMA B2&CDMA B1&LTE B2&25



Frequency (MHz)	Result (dBm)	Factor (dB)	PK Limit (dBm)	Over Limit (dB)	Table (o)	ANT	EUT	Verdict
83.107	-75.33	-20.41	-13.0	-62.33	298.00	Horizontal	Vertical	Pass
293.598	-70.31	-13.41	-13.0	-57.31	315.00	Horizontal	Vertical	Pass
1909.400	-53.23	-0.43	-13.0	-40.23	159.00	Horizontal	Vertical	N/A
1989.500	-15.70	-1.93	-13.0	-2.70	199.00	Horizontal	Vertical	N/A
3819.000	-40.14	5.16	-13.0	-27.14	343.00	Horizontal	Vertical	Pass
14915.213	-26.79	41.16	-13.0	-13.79	86.00	Horizontal	Vertical	Pass

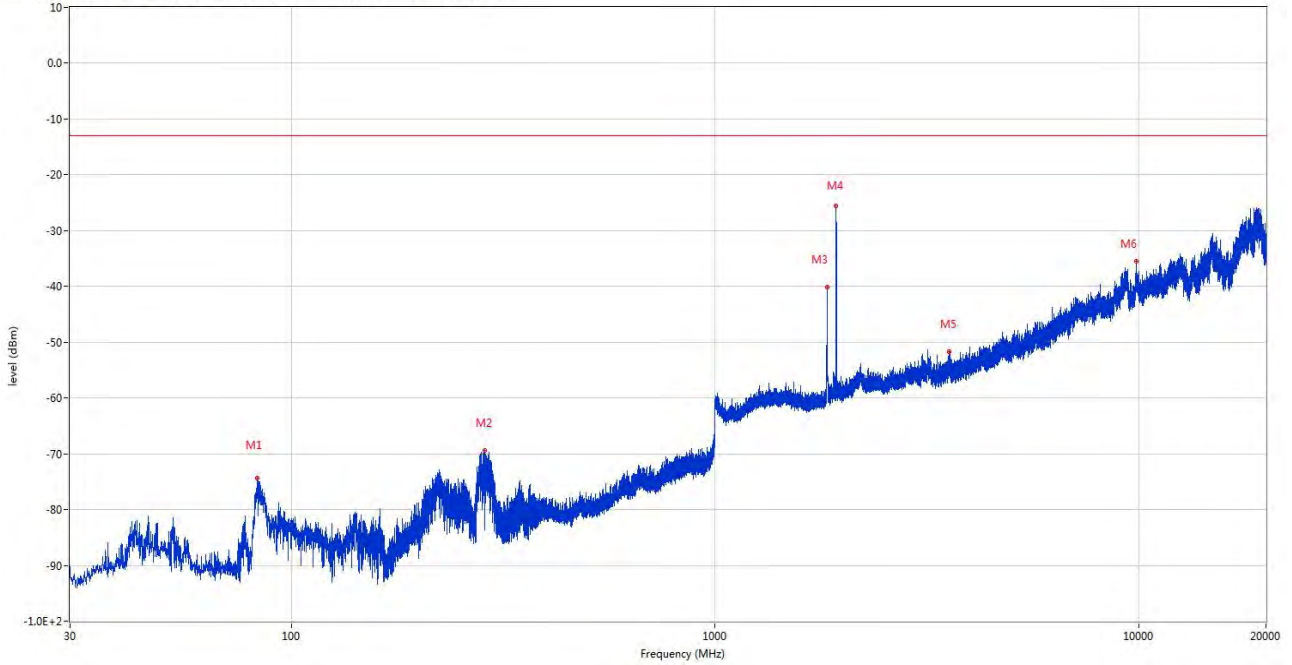
# WCDMA

## 5 WCDMA Band 2

### 5.1 WCDMA Band 2 Low Channel

#### RSE-H&H WCDMA Band 2 CH9262

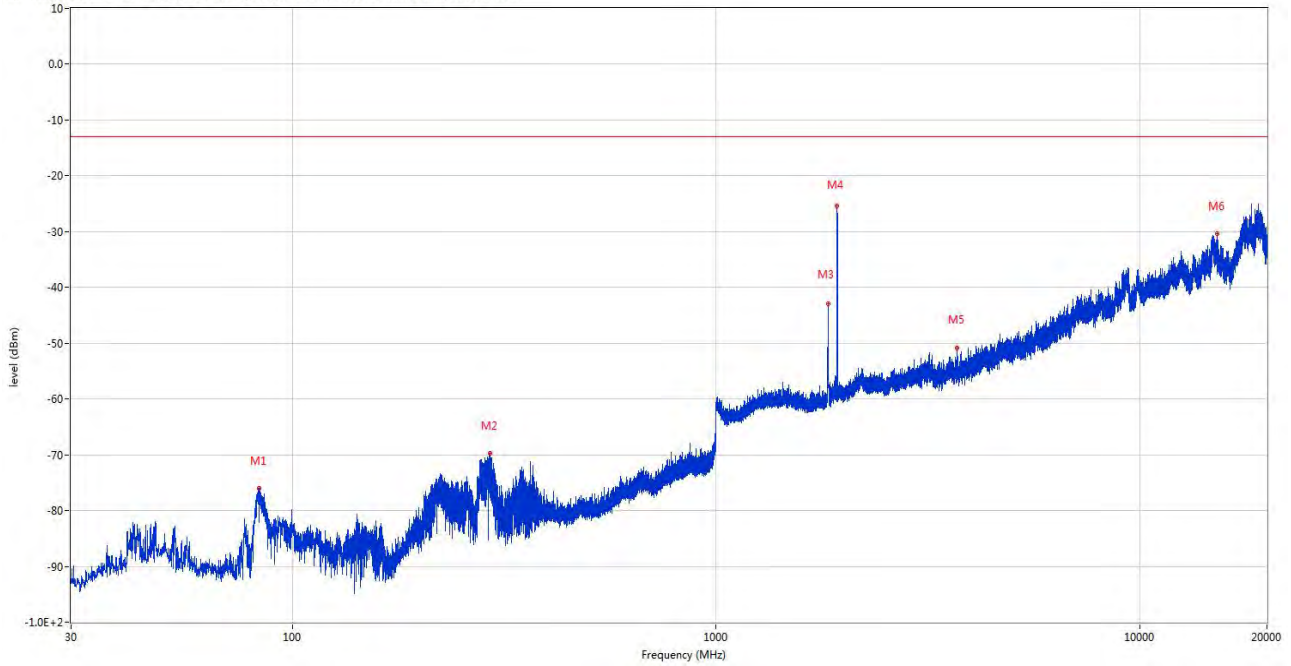
RSE Test case\_FCC PART22&24&27\_FCC PART 24\_1900\_GSM 1900&WCDMA B2&CDMA BC1&LTE B2&25



Frequency (MHz)	Result (dBm)	Factor (dB)	PK Limit (dBm)	Over Limit (dB)	Table (o)	ANT	EUT	Verdict
83.107	-74.44	-20.41	-13.0	-61.44	178.00	Horizontal	Horizontal	Pass
286.129	-69.44	-14.05	-13.0	-56.44	354.00	Horizontal	Horizontal	Pass
1843.000	-40.14	-1.42	-13.0	-27.14	151.00	Horizontal	Horizontal	N/A
1931.300	-25.53	-2.02	-13.0	-12.53	187.00	Horizontal	Horizontal	N/A
3573.600	-51.73	5.05	-13.0	-38.73	116.00	Horizontal	Horizontal	Pass
9900.300	-35.53	36.64	-13.0	-22.53	211.00	Horizontal	Horizontal	Pass

## RSE-H&V WCDMA Band 2 CH9262

RSE Test case\_FCC PART22&24&27\_FCC PART 24\_1900\_GSM 1900&WCDMA B2&CDMA B1&LTE B2&25

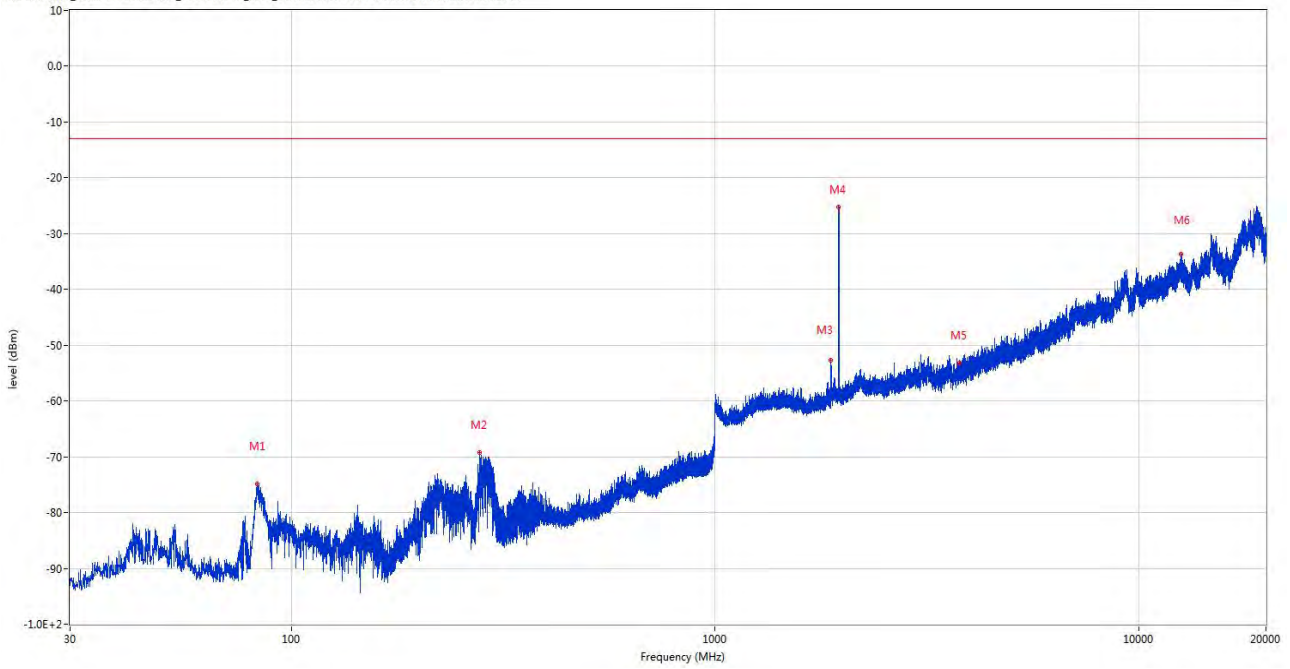


Frequency (MHz)	Result (dBm)	Factor (dB)	PK Limit (dBm)	Over Limit (dB)	Table (o)	ANT	EUT	Verdict
83.253	-75.94	-20.39	-13.0	-62.94	313.00	Horizontal	Vertical	Pass
292.336	-69.78	-13.28	-13.0	-56.78	159.00	Horizontal	Vertical	Pass
1842.900	-42.96	-1.42	-13.0	-29.96	160.00	Horizontal	Vertical	N/A
1933.600	-25.37	-1.97	-13.0	-12.37	197.00	Horizontal	Vertical	N/A
3706.400	-50.95	4.49	-13.0	-37.95	136.00	Horizontal	Vertical	Pass
15287.862	-30.44	39.19	-13.0	-17.44	232.00	Horizontal	Vertical	Pass

## 5.2 WCDMA Band 2 Middle Channel

### RSE-H&H WCDMA Band 2 CH9400

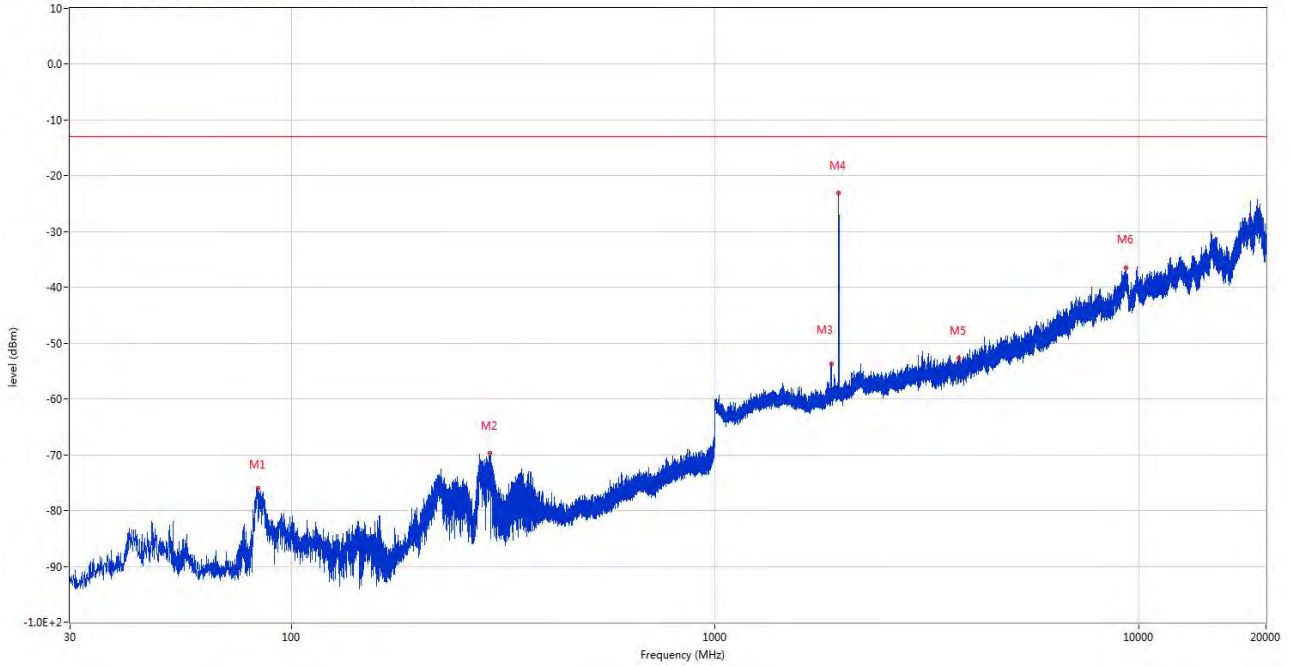
RSE Test case\_FCC PART22&24&27\_FCC PART 24\_1900\_GSM 1900&WCDMA B2&CDMA BC1&LTE B2&25



Frequency (MHz)	Result (dBm)	Factor (dB)	PK Limit (dBm)	Over Limit (dB)	Table (o)	ANT	EUT	Verdict
83.059	-74.83	-20.41	-13.0	-61.83	329.00	Horizontal	Horizontal	Pass
278.611	-69.31	-14.11	-13.0	-56.31	329.00	Horizontal	Horizontal	Pass
1879.600	-52.66	-1.01	-13.0	-39.66	116.00	Horizontal	Horizontal	N/A
1960.400	-25.30	-1.17	-13.0	-12.30	199.00	Horizontal	Horizontal	N/A
3775.800	-53.14	5.36	-13.0	-40.14	134.00	Horizontal	Horizontal	Pass
12620.912	-33.75	37.91	-13.0	-20.75	119.00	Horizontal	Horizontal	Pass

## RSE-H&V WCDMA Band 2 CH9400

RSE Test case\_FCC PART22&24&27\_FCC PART 24\_1900\_GSM 1900&WCDMA B2&CDMA BC1&LTE B2&25

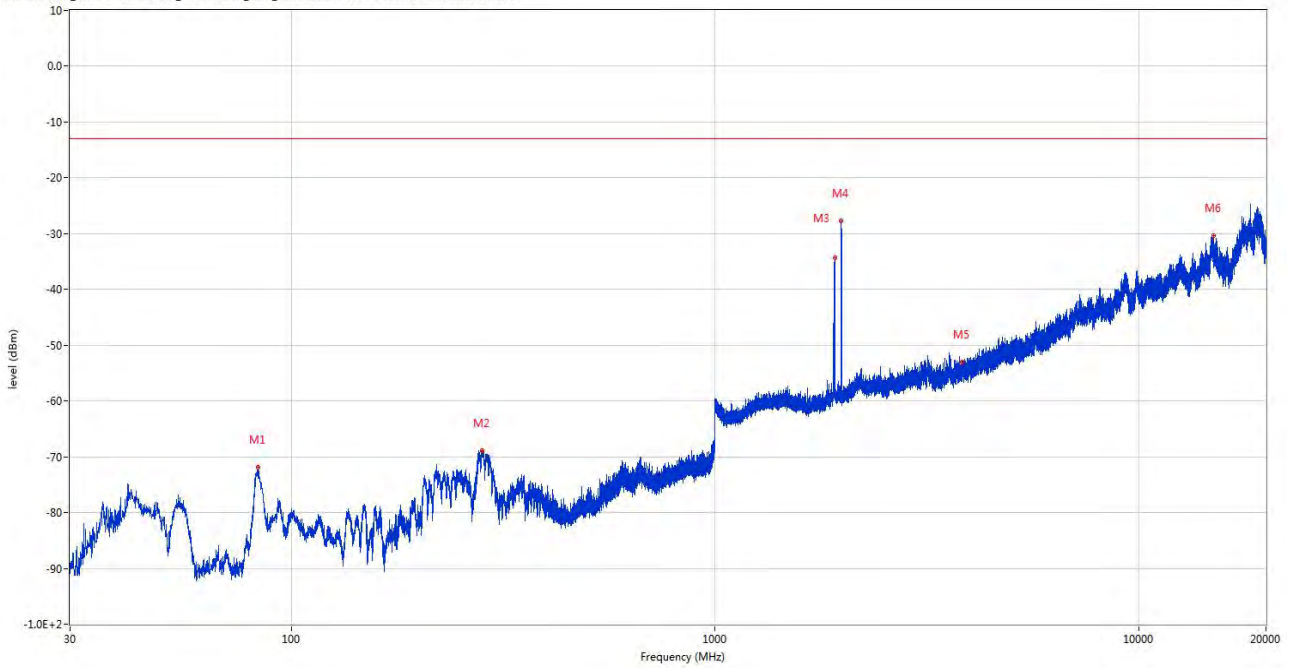


Frequency (MHz)	Result (dBm)	Factor (dB)	PK Limit (dBm)	Over Limit (dB)	Table (o)	ANT	EUT	Verdict
83.204	-75.98	-20.39	-13.0	-62.98	335.00	Horizontal	Vertical	Pass
294.082	-69.70	-13.35	-13.0	-56.70	335.00	Horizontal	Vertical	Pass
1880.400	-53.71	-1.00	-13.0	-40.71	4.00	Horizontal	Vertical	N/A
1959.900	-23.16	-1.11	-13.0	-10.16	190.00	Horizontal	Vertical	N/A
3758.800	-52.74	4.87	-13.0	-39.74	135.00	Horizontal	Vertical	Pass
9355.487	-36.56	35.79	-13.0	-23.56	212.00	Horizontal	Vertical	Pass

### 5.3 WCDMA Band 2 High Channel

#### RSE-H&H WCDMA Band 2 CH9538

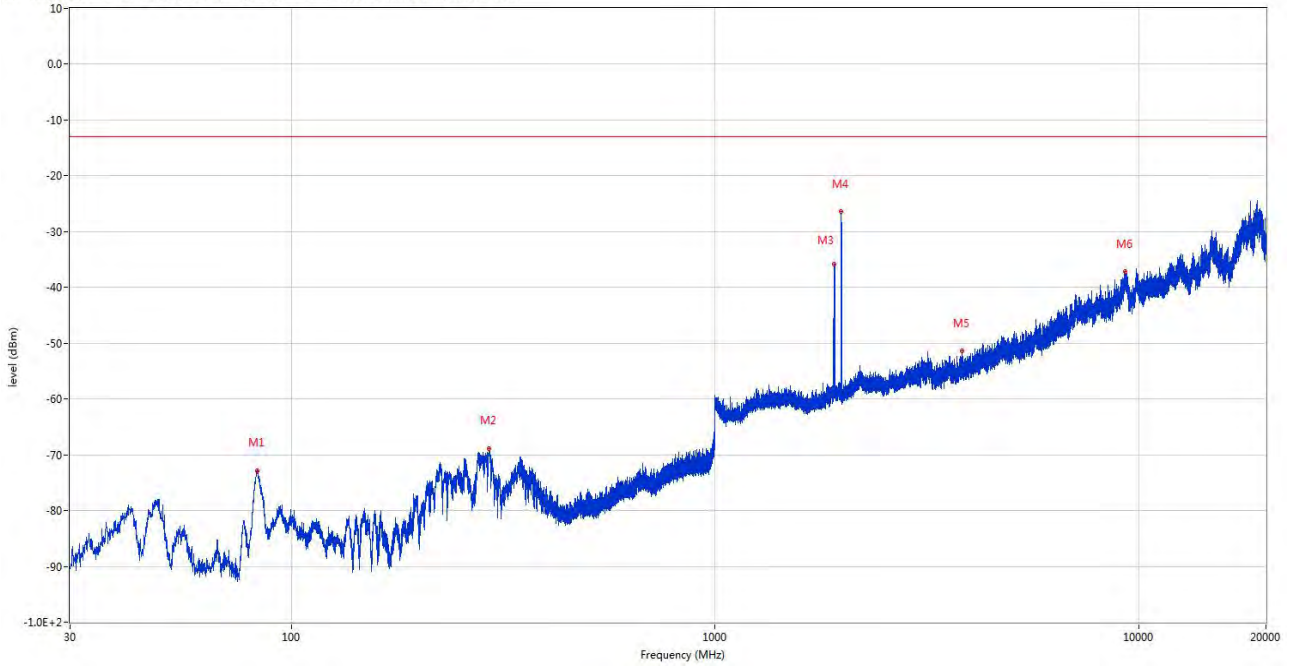
RSE Test case\_FCC PART22&24&27\_FCC PART 24\_1900\_GSM 1900&WCDMA B2&CDMA BC1&LTE B2&25



Frequency (MHz)	Result (dBm)	Factor (dB)	PK Limit (dBm)	Over Limit (dB)	Table (o)	ANT	EUT	Verdict
83.398	-71.95	-20.39	-13.0	-58.95	325.00	Horizontal	Horizontal	Pass
281.570	-68.93	-14.08	-13.0	-55.93	325.00	Horizontal	Horizontal	Pass
1917.300	-34.36	-0.28	-13.0	-21.36	122.00	Horizontal	Horizontal	N/A
1987.500	-27.68	-1.87	-13.0	-14.68	196.00	Horizontal	Horizontal	N/A
3833.400	-53.02	5.19	-13.0	-40.02	117.00	Horizontal	Horizontal	Pass
15015.625	-30.41	39.24	-13.0	-17.41	284.00	Horizontal	Horizontal	Pass

## RSE-H&V WCDMA Band 2 CH9538

RSE Test case\_FCC PART22&24&27\_FCC PART 24\_1900\_GSM 1900&WCDMA B2&CDMA B1&LTE B2&25



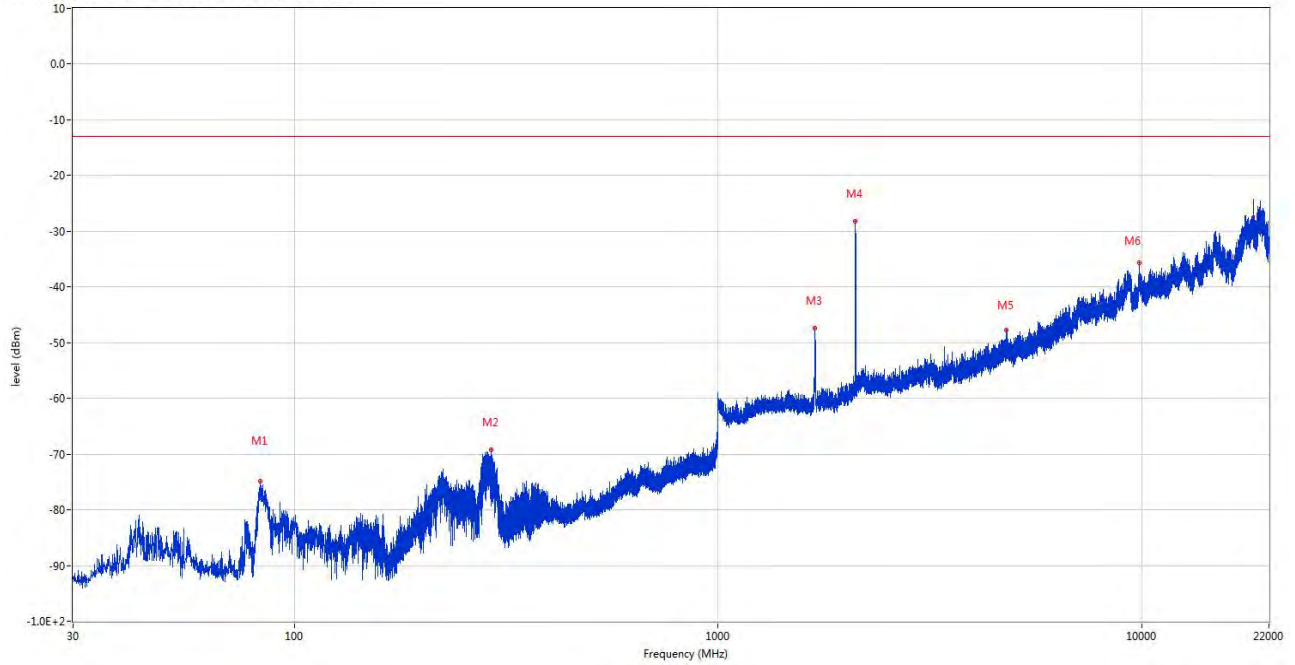
Frequency (MHz)	Result (dBm)	Factor (dB)	PK Limit (dBm)	Over Limit (dB)	Table (o)	ANT	EUT	Verdict
83.059	-72.84	-20.41	-13.0	-59.84	292.00	Horizontal	Vertical	Pass
292.191	-68.84	-13.26	-13.0	-55.84	146.00	Horizontal	Vertical	Pass
1915.100	-35.84	-0.19	-13.0	-22.84	118.00	Horizontal	Vertical	N/A
1987.800	-26.42	-1.88	-13.0	-13.42	193.00	Horizontal	Vertical	N/A
3838.800	-51.35	5.31	-13.0	-38.35	279.00	Horizontal	Vertical	Pass
9322.424	-37.16	35.88	-13.0	-24.16	146.00	Horizontal	Vertical	Pass

## 6 WCDMA Band 4

### 6.1 WCDMA Band 4 Low Channel

#### RSE-H&H WCDMA Band 4 CH1312

RSE Test case\_FCC PART22&24&27\_FCC PART 27\_1700\_WCDMA B4&LTE B4

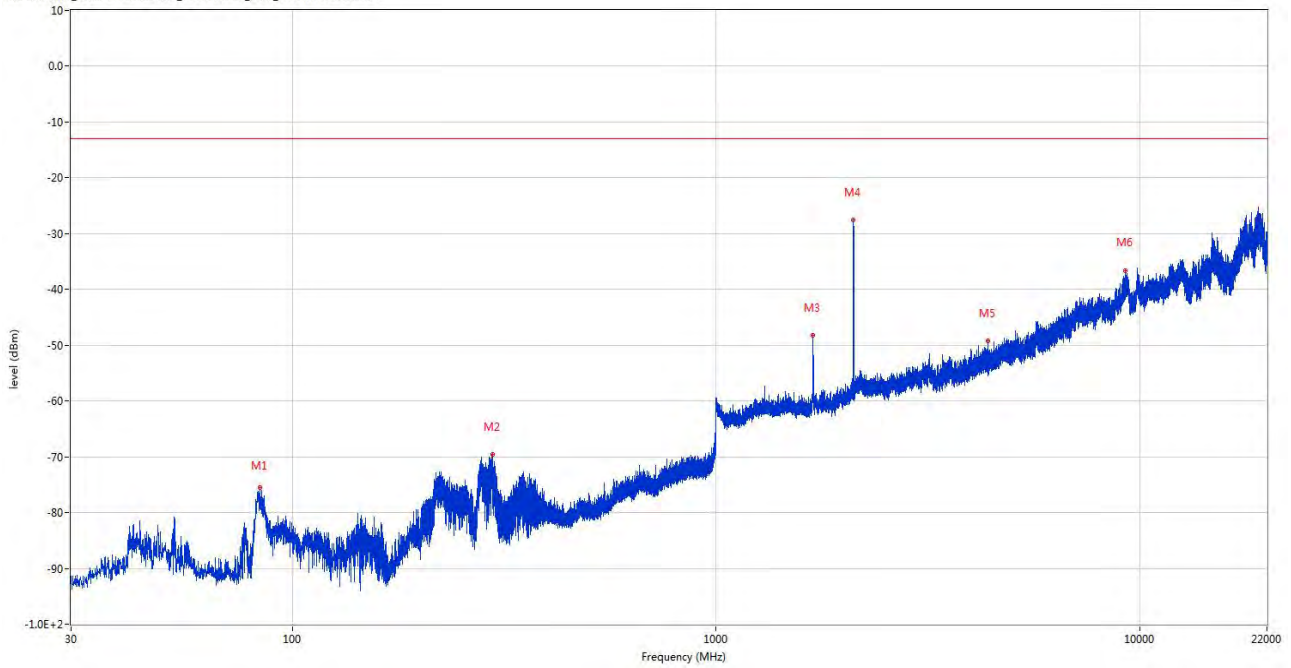


Frequency (MHz)	Result (dBm)	Factor (dB)	PK Limit (dBm)	Over Limit (dB)	Table (o)	ANT	EUT	Verdict
82.865	-74.91	-20.57	-13.0	-61.91	169.00	Horizontal	Horizontal	Pass
290.784	-69.29	-13.26	-13.0	-56.29	336.00	Horizontal	Horizontal	Pass
1694.900	-47.35	-2.26	-13.0	-34.35	122.00	Horizontal	Horizontal	N/A
2111.000	-28.24	-0.71	-13.0	-15.24	206.00	Horizontal	Horizontal	N/A
4805.200	-47.81	8.40	-13.0	-34.81	195.00	Horizontal	Horizontal	Pass
9902.599	-35.58	36.52	-13.0	-22.58	0.00	Horizontal	Horizontal	Pass



## RSE-H&VWCDMA Band 4 CH1312

RSE Test case\_FCC PART22&24&27\_FCC PART 27\_1700\_WCDMA B4&LTE B4

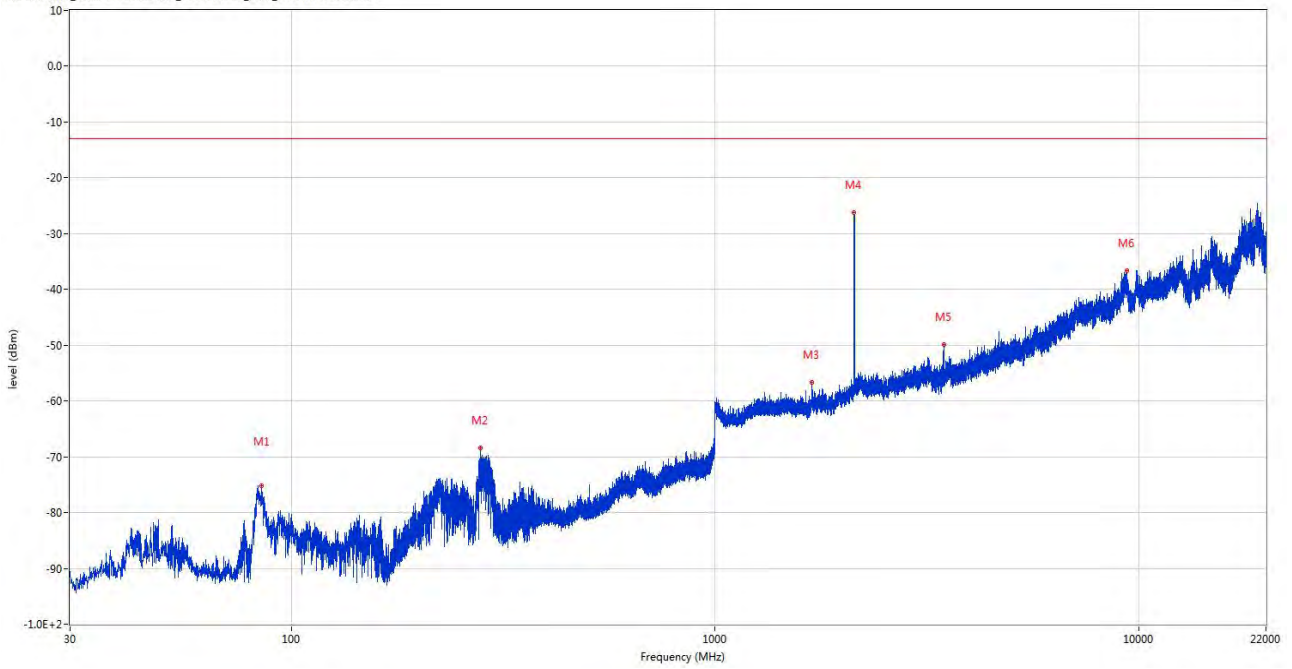


Frequency (MHz)	Result (dBm)	Factor (dB)	PK Limit (dBm)	Over Limit (dB)	Table (o)	ANT	EUT	Verdict
83.738	-75.56	-20.48	-13.0	-62.56	319.00	Horizontal	Vertical	Pass
296.168	-69.57	-13.17	-13.0	-56.57	330.00	Horizontal	Vertical	Pass
1694.900	-48.20	-2.26	-13.0	-35.20	207.00	Horizontal	Vertical	N/A
2112.500	-27.53	-0.85	-13.0	-14.53	194.00	Horizontal	Vertical	N/A
4377.200	-49.16	7.48	-13.0	-36.16	209.00	Horizontal	Vertical	Pass
9276.713	-36.72	36.12	-13.0	-23.72	254.00	Horizontal	Vertical	Pass

## 6.2 WCDMA Band 4 Middle Channel

### RSE-H&H WCDMA Band 4 CH1413

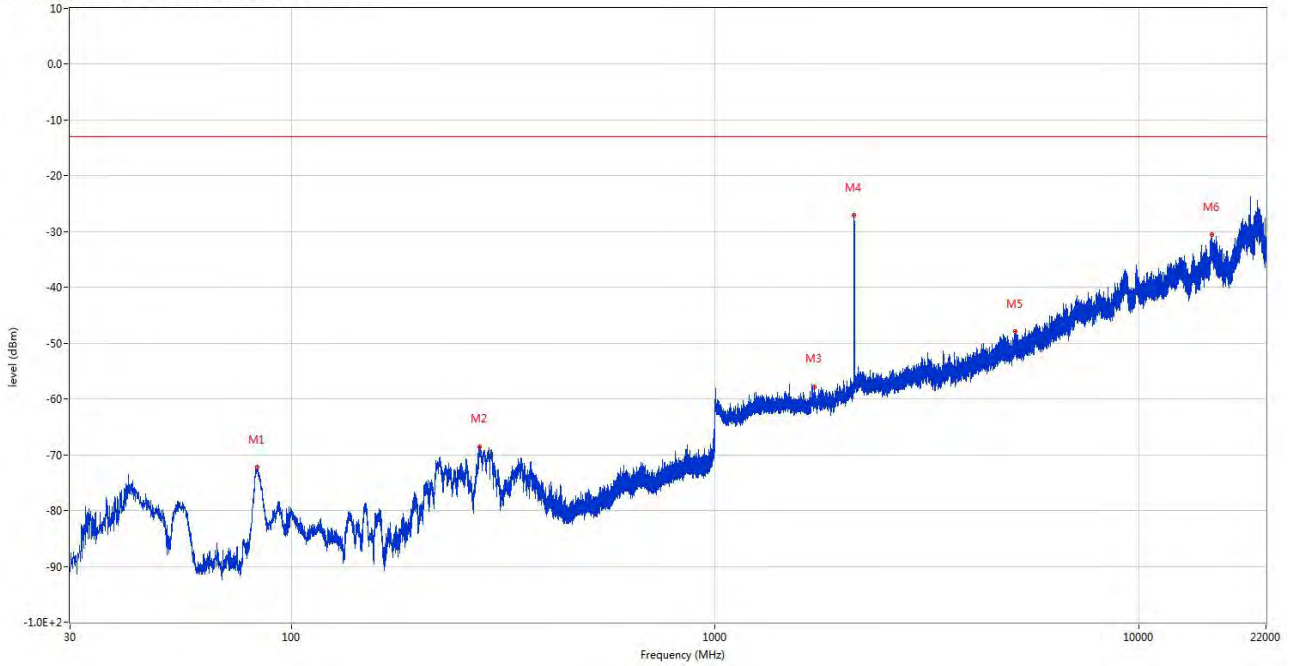
RSE Test case\_FCC PART22&24&27\_FCC PART 27\_1700\_WCDMA B4&LTE B4



Frequency (MHz)	Result (dBm)	Factor (dB)	PK Limit (dBm)	Over Limit (dB)	Table (o)	ANT	EUT	Verdict
85.145	-75.16	-20.40	-13.0	-62.16	341.00	Horizontal	Horizontal	Pass
279.726	-68.49	-13.99	-13.0	-55.49	326.00	Horizontal	Horizontal	Pass
1693.300	-56.61	-2.54	-13.0	-43.61	114.00	Horizontal	Horizontal	Pass
2131.400	-26.19	-0.23	-13.0	-13.19	197.00	Horizontal	Horizontal	N/A
3467.200	-49.93	3.11	-13.0	-36.93	277.00	Horizontal	Horizontal	Pass
9381.650	-36.56	36.27	-13.0	-23.56	112.00	Horizontal	Horizontal	Pass

### RSE-H&V WCDMA Band 4 CH1413

RSE Test case\_FCC PART22&24&27\_FCC PART 27\_1700\_WCDMA B4&LTE B4

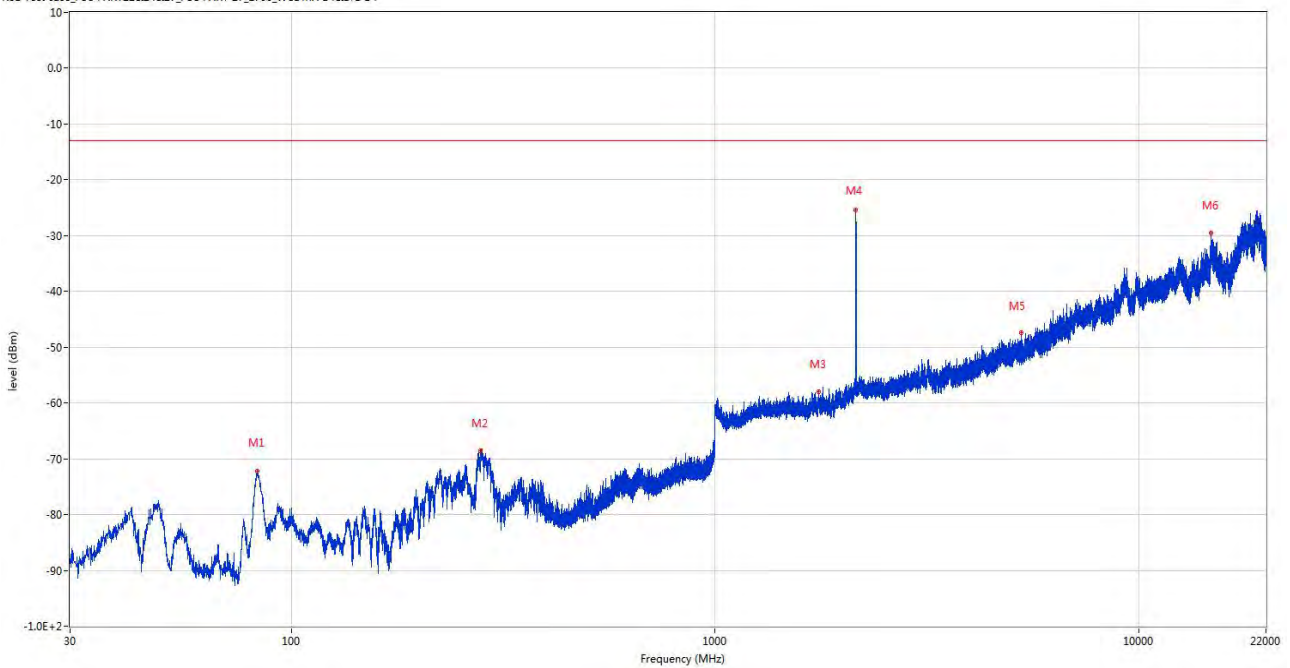


Frequency (MHz)	Result (dBm)	Factor (dB)	PK Limit (dBm)	Over Limit (dB)	Table (o)	ANT	EUT	Verdict
82.913	-72.20	-20.56	-13.0	-59.20	324.00	Horizontal	Vertical	Pass
278.320	-68.52	-14.09	-13.0	-55.52	151.00	Horizontal	Vertical	Pass
1718.100	-57.88	-2.15	-13.0	-44.88	169.00	Horizontal	Vertical	N/A
2131.700	-27.13	-0.26	-13.0	-14.13	210.00	Horizontal	Vertical	N/A
5120.200	-47.95	9.53	-13.0	-34.95	240.00	Horizontal	Vertical	Pass
14915.213	-30.52	41.16	-13.0	-17.52	336.00	Horizontal	Vertical	Pass

## 6.3 WCDMA Band 4 High Channel

### RSE-H&H WCDMA Band 4 CH1513

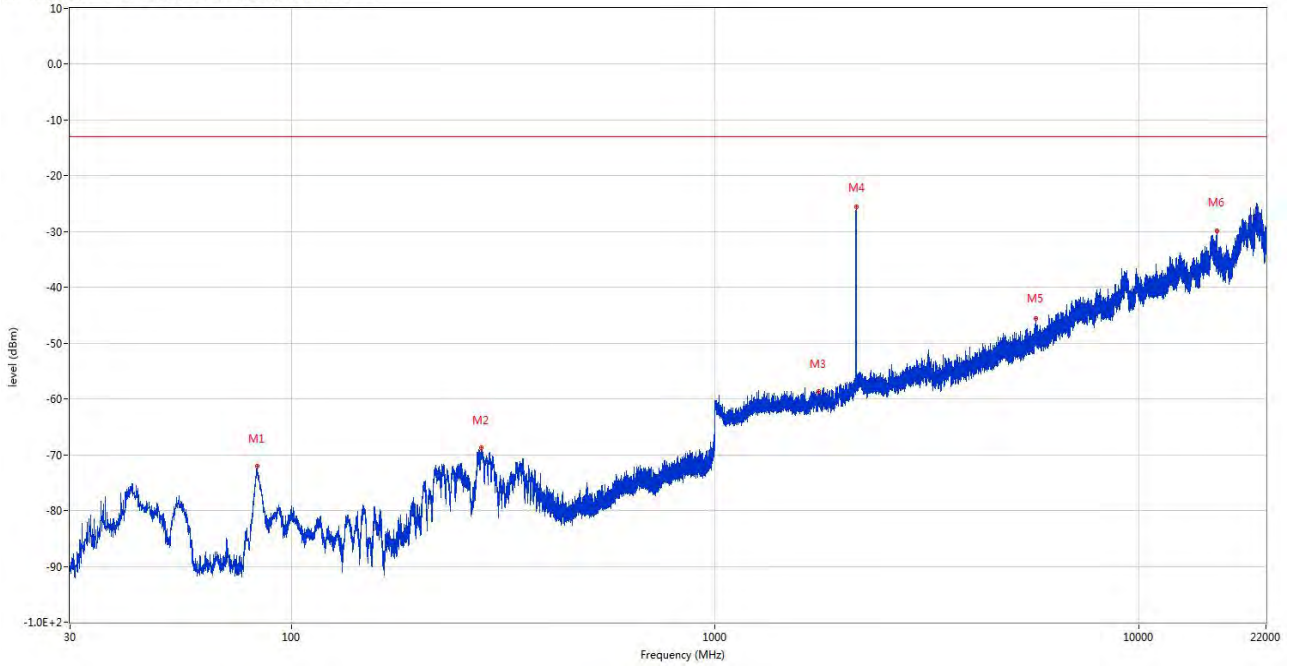
RSE Test case\_FCC PART22&24&27\_FCC PART 27\_1700\_WCDMA B4&LTE B4



Frequency (MHz)	Result (dBm)	Factor (dB)	PK Limit (dBm)	Over Limit (dB)	Table (o)	ANT	EUT	Verdict
83.059	-72.24	-20.54	-13.0	-59.24	324.00	Horizontal	Horizontal	Pass
279.290	-68.59	-14.03	-13.0	-55.59	309.00	Horizontal	Horizontal	Pass
1760.100	-57.99	-2.13	-13.0	-44.99	310.00	Horizontal	Horizontal	N/A
2151.000	-25.37	0.11	-13.0	-12.37	215.00	Horizontal	Horizontal	N/A
5290.600	-47.41	8.92	-13.0	-34.41	102.00	Horizontal	Horizontal	Pass
14855.037	-29.61	40.54	-13.0	-16.61	294.00	Horizontal	Horizontal	Pass

RSE-H&V WCDMA Band 4 CH1513

RSE Test case\_FCC PART22&24&27\_FCC PART 27\_1700\_WCDMA B4&LTE B4

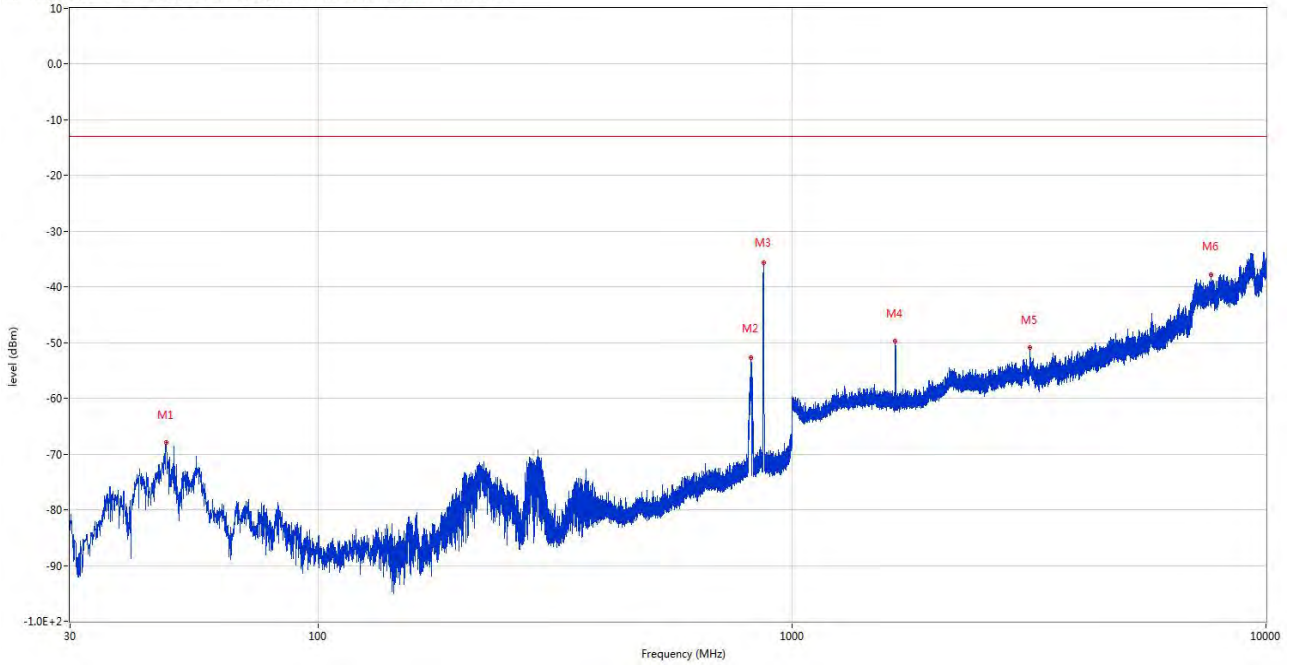


Frequency (MHz)	Result (dBm)	Factor (dB)	PK Limit (dBm)	Over Limit (dB)	Table (o)	ANT	EUT	Verdict
83.059	-72.09	-20.54	-13.0	-59.09	333.00	Horizontal	Vertical	Pass
280.793	-68.78	-13.94	-13.0	-55.78	322.00	Horizontal	Vertical	Pass
1756.500	-58.60	-2.12	-13.0	-45.60	162.00	Horizontal	Vertical	N/A
2153.800	-25.57	0.38	-13.0	-12.57	202.00	Horizontal	Vertical	N/A
5726.000	-45.60	11.42	-13.0	-32.60	187.00	Horizontal	Vertical	Pass
15294.750	-29.90	38.99	-13.0	-16.90	359.00	Horizontal	Vertical	Pass

## 7 WCDMA Band 5 7.1 WCDMA Band 5 Low Channel

RSE-V&V WCDMA Band 5 CH4132

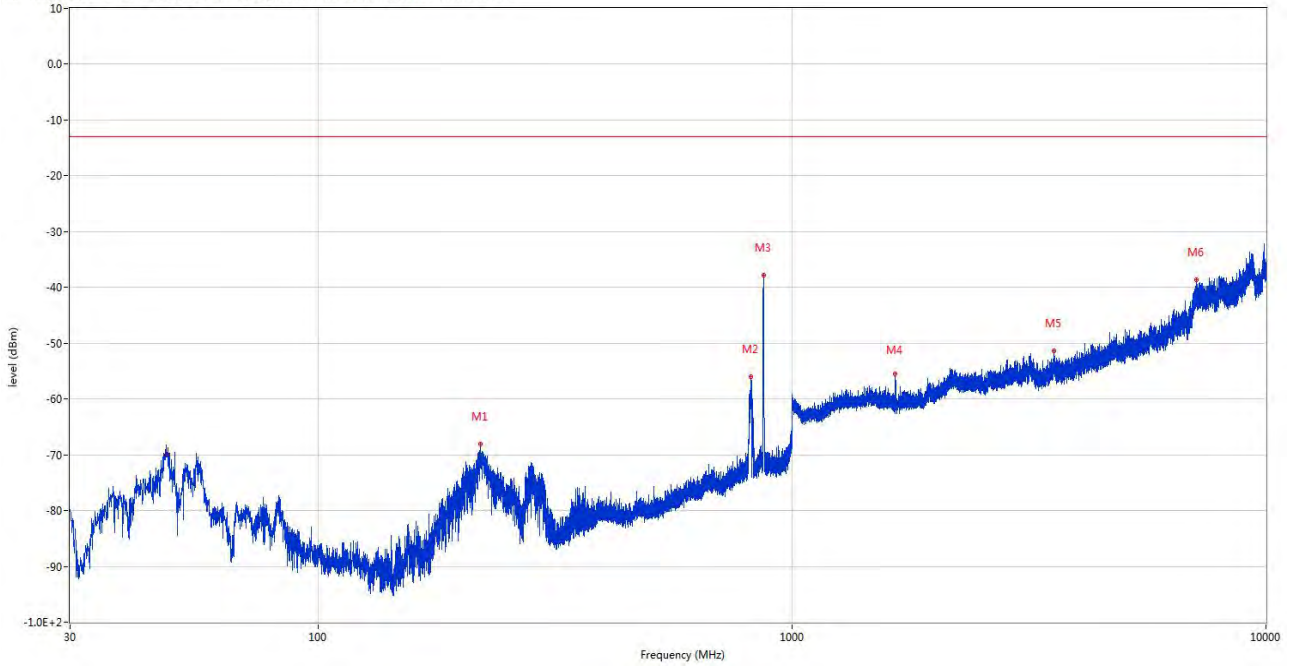
RSE Test case\_FCC PART22&24&27\_FCC PART 22.850\_GSM 850&CDMA BC0&WCDMA B5&LTE B5&26



Frequency (MHz)	Result (dBm)	Factor (dB)	PK Limit (dBm)	Over Limit (dB)	Table (o)	ANT	EUT	Verdict
47.800	-67.98	-16.30	-13.0	-54.98	231.00	Vertical	Vertical	Pass
819.095	-52.72	-1.61	-13.0	-39.72	113.00	Vertical	Vertical	N/A
872.348	-35.67	-1.19	-13.0	-22.67	0.00	Vertical	Vertical	N/A
1651.400	-49.78	-3.96	-13.0	-36.78	41.00	Vertical	Vertical	Pass
3173.000	-50.88	4.47	-13.0	-37.88	96.00	Vertical	Vertical	Pass
7664.050	-37.77	30.98	-13.0	-24.77	207.00	Vertical	Vertical	Pass

## RSE-V&H WCDMA Band 5 CH4132

RSE Test case\_FCC PART22&24&27\_FCC PART 22\_850\_GSM 850&CDMA BC0&WCDMA B5&LTE B5&26

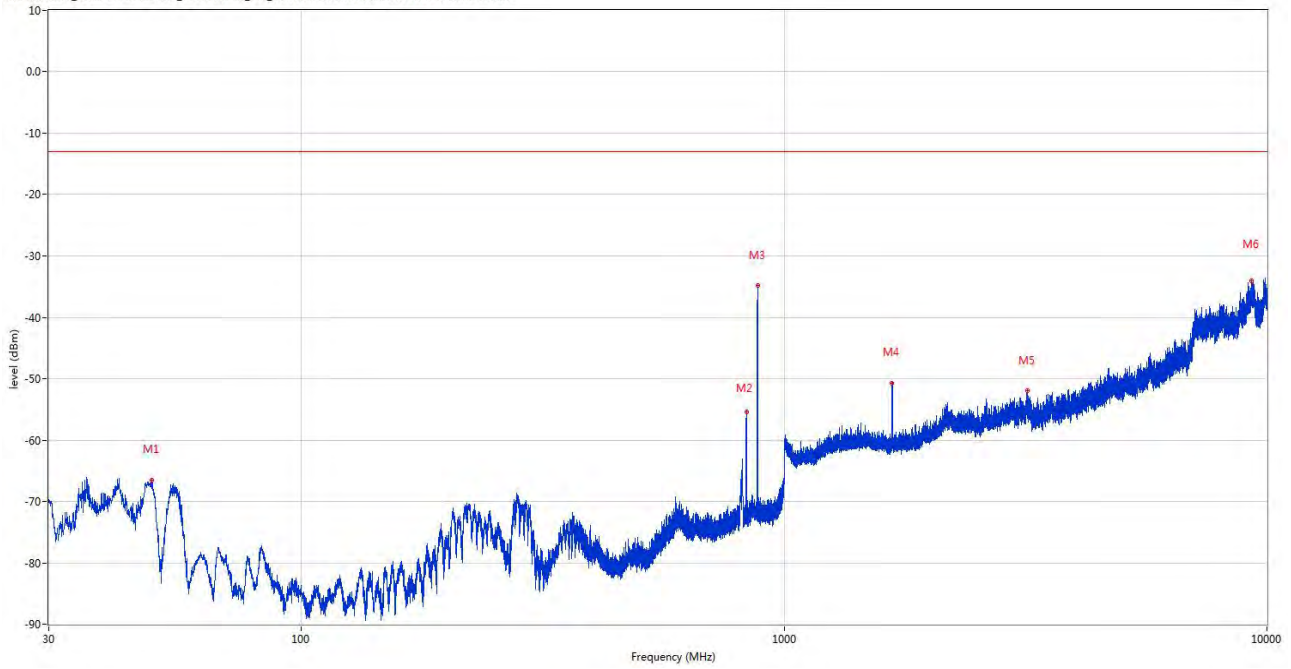


Frequency (MHz)	Result (dBm)	Factor (dB)	PK Limit (dBm)	Over Limit (dB)	Table (o)	ANT	EUT	Verdict
220.654	-68.06	-14.75	-13.0	-55.06	188.00	Vertical	Horizontal	Pass
818.804	-56.02	-1.62	-13.0	-43.02	0.00	Vertical	Horizontal	N/A
872.009	-37.82	-1.23	-13.0	-24.82	230.00	Vertical	Horizontal	N/A
1650.200	-55.55	-3.93	-13.0	-42.55	235.00	Vertical	Horizontal	Pass
3569.800	-51.44	4.92	-13.0	-38.44	360.00	Vertical	Horizontal	Pass
7124.050	-38.62	31.17	-13.0	-25.62	155.00	Vertical	Horizontal	Pass

## 7.2 WCDMA Band 5 Middle Channel

### RSE-V&V WCDMA Band 5 CH4182

RSE Test case\_FCC PART22&24&27\_FCC PART 22\_850\_GSM 850&CDMA BC0&WCDMA B5&LTE B5&26

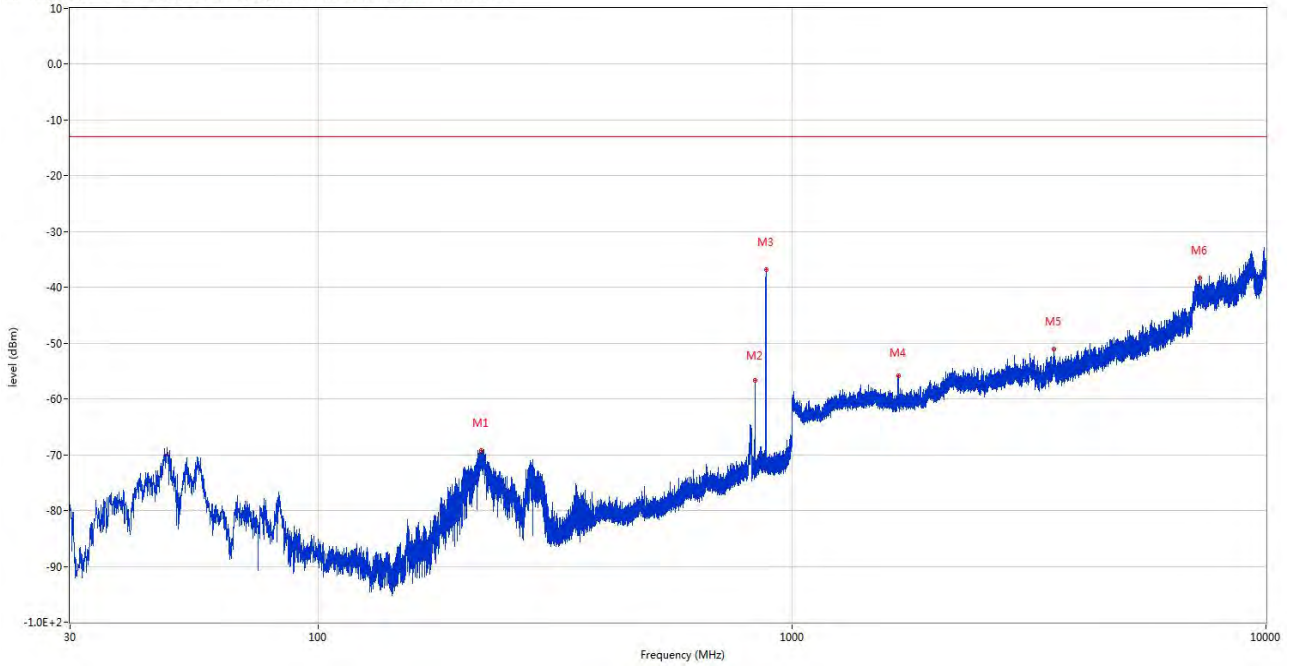


Frequency (MHz)	Result (dBm)	Factor (dB)	PK Limit (dBm)	Over Limit (dB)	Table (o)	ANT	EUT	Verdict
49.109	-66.49	-16.07	-13.0	-53.49	0.00	Vertical	Vertical	Pass
835.052	-55.46	-1.36	-13.0	-42.46	116.00	Vertical	Vertical	N/A
882.290	-34.85	-1.24	-13.0	-21.85	0.00	Vertical	Vertical	N/A
1674.300	-50.69	-3.62	-13.0	-37.69	10.00	Vertical	Vertical	Pass
3195.200	-51.96	4.58	-13.0	-38.96	0.00	Vertical	Vertical	Pass
9294.401	-34.13	36.02	-13.0	-21.13	146.00	Vertical	Vertical	Pass



## RSE-V&H WCDMA Band 5 CH4182

RSE Test case\_FCC PART22&24&27\_FCC PART 22\_850\_GSM 850&CDMA BC0&WCDMA B5&LTE B5&26

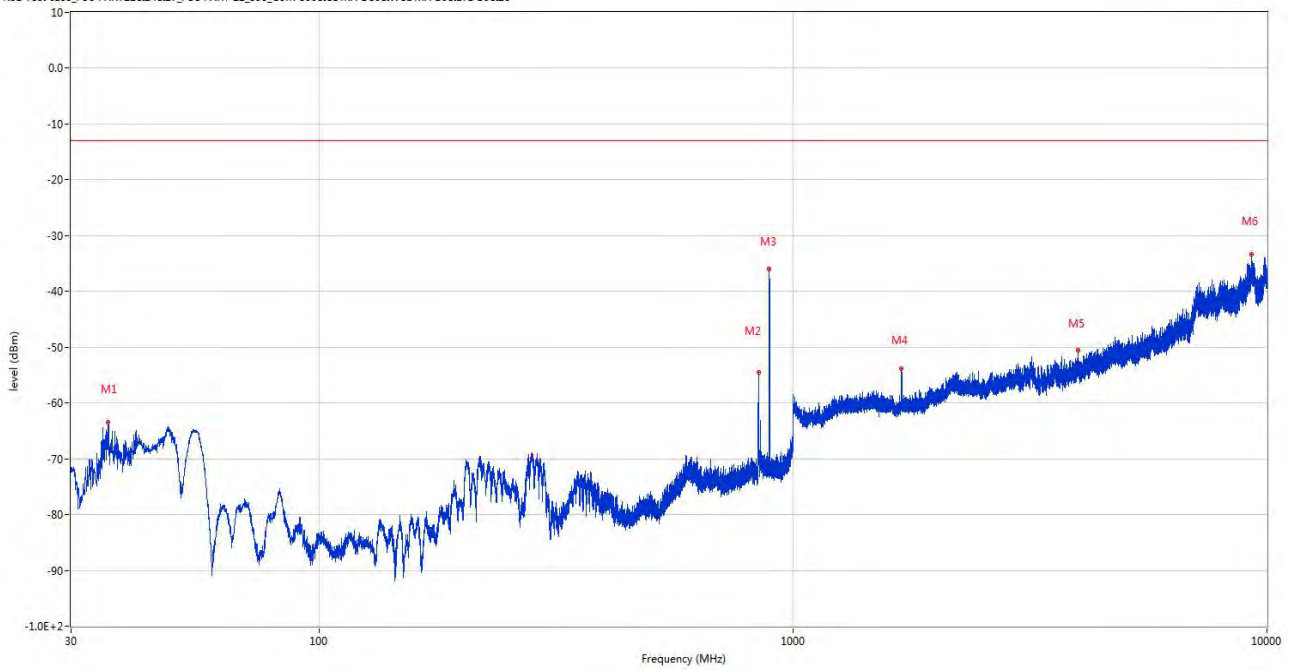


Frequency (MHz)	Result (dBm)	Factor (dB)	PK Limit (dBm)	Over Limit (dB)	Table (o)	ANT	EUT	Verdict
221.284	-69.29	-14.81	-13.0	-56.29	206.00	Vertical	Horizontal	Pass
835.052	-56.70	-1.36	-13.0	-43.70	360.00	Vertical	Horizontal	N/A
881.951	-36.75	-1.23	-13.0	-23.75	0.00	Vertical	Horizontal	N/A
1675.100	-55.91	-3.55	-13.0	-42.91	254.00	Vertical	Horizontal	Pass
3576.400	-50.98	5.19	-13.0	-37.98	147.00	Vertical	Horizontal	Pass
7246.600	-38.36	31.25	-13.0	-25.36	257.00	Vertical	Horizontal	Pass

## 7.3 WCDMA Band 5 High Channel

### RSE-V&V WCDMA Band 5 CH4233

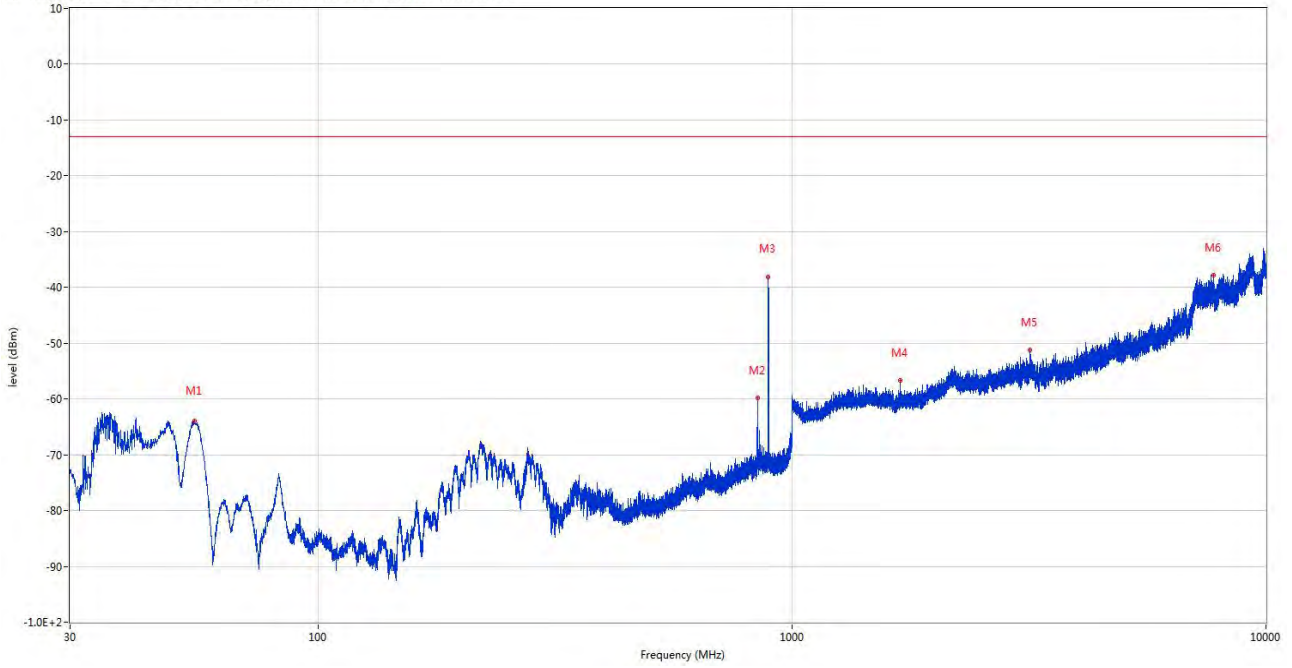
RSE Test case\_FCC PART22&24&27\_FCC PART 22\_850\_GSM 850&CDMA BC0&WCDMA B5&LTE B5&26



Frequency (MHz)	Result (dBm)	Factor (dB)	PK Limit (dBm)	Over Limit (dB)	Table (o)	ANT	EUT	Verdict
35.965	-63.40	-18.80	-13.0	-50.40	228.00	Vertical	Vertical	Pass
847.468	-54.58	-0.99	-13.0	-41.58	131.00	Vertical	Vertical	N/A
891.312	-35.96	-1.56	-13.0	-22.96	0.00	Vertical	Vertical	N/A
1695.700	-53.88	-3.44	-13.0	-40.88	26.00	Vertical	Vertical	Pass
3989.200	-50.61	6.36	-13.0	-37.61	319.00	Vertical	Vertical	Pass
9272.500	-33.41	36.13	-13.0	-20.41	28.00	Vertical	Vertical	Pass

RSE-V&H WCDMA Band 5 CH4233

RSE Test case\_FCC PART22&24&27\_FCC PART 22\_850\_GSM 850&CDMA BC0&WCDMA B5&LTE B5&26



Frequency (MHz)	Result (dBm)	Factor (dB)	PK Limit (dBm)	Over Limit (dB)	Table (o)	ANT	EUT	Verdict
55.026	-64.00	-18.17	-13.0	-51.00	273.00	Vertical	Horizontal	Pass
847.516	-59.79	-0.99	-13.0	-46.79	310.00	Vertical	Horizontal	N/A
890.196	-38.06	-1.57	-13.0	-25.06	188.00	Vertical	Horizontal	N/A
1691.000	-56.74	-3.52	-13.0	-43.74	329.00	Vertical	Horizontal	Pass
3181.600	-51.27	5.10	-13.0	-38.27	227.00	Vertical	Horizontal	Pass
7739.650	-37.81	31.63	-13.0	-24.81	262.00	Vertical	Horizontal	Pass

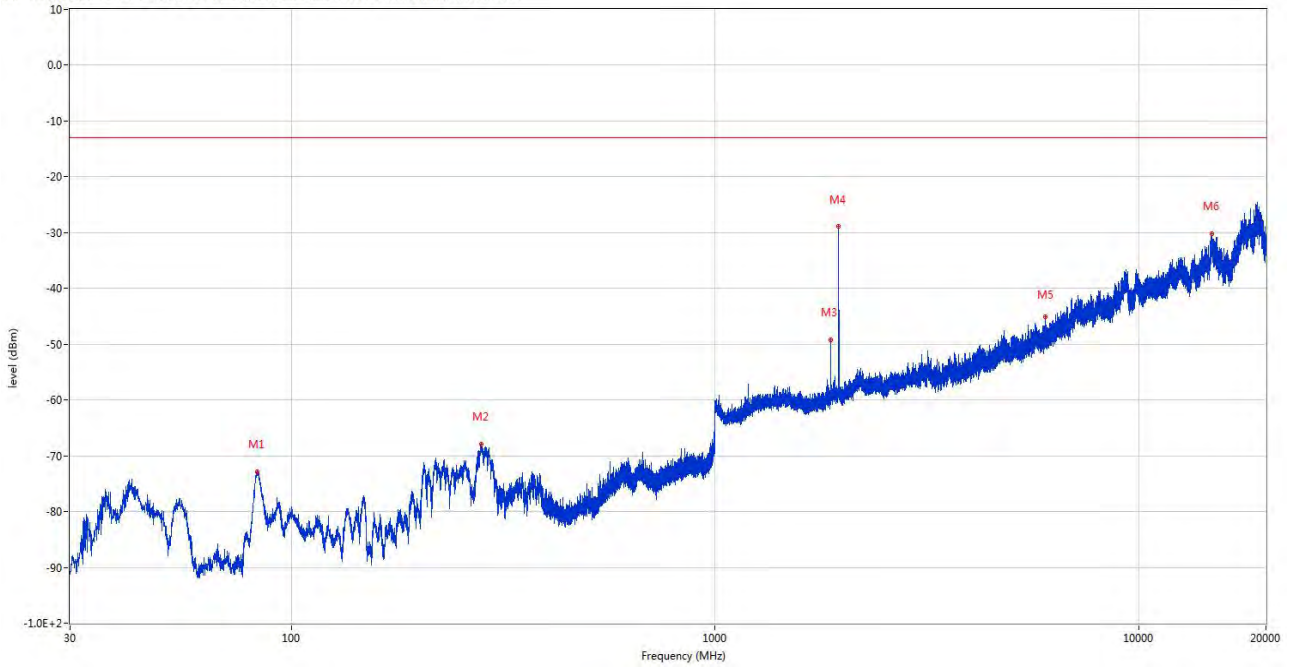
LTE

8 LTE Band 2

8.1 LTE Band 2 BW1.4, Middle Channel

RSE-H&H LTE Band 2 BW1.4 CH18900

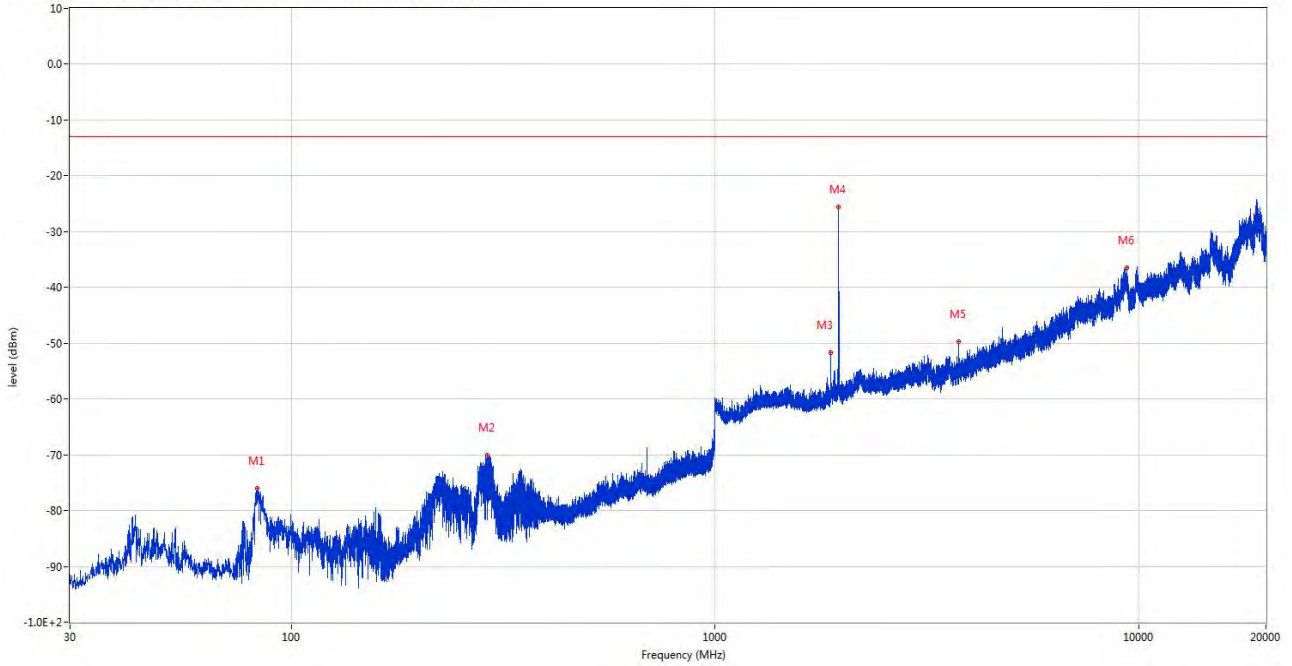
RSE Test case\_FCC PART22&24&27\_FCC PART 24\_1900\_GSM 1900&WCDMA B2&CDMA BC1&LTE B2&25



Frequency (MHz)	Result (dBm)	Factor (dB)	PK Limit (dBm)	Over Limit (dB)	Table (o)	ANT	EUT	Verdict
82.816	-72.95	-20.45	-13.0	-59.95	141.00	Horizontal	Horizontal	Pass
280.793	-67.93	-14.05	-13.0	-54.93	329.00	Horizontal	Horizontal	Pass
1879.500	-49.15	-1.01	-13.0	-36.15	164.00	Horizontal	Horizontal	N/A
1959.800	-28.84	-1.10	-13.0	-15.84	198.00	Horizontal	Horizontal	N/A
6018.200	-45.15	12.54	-13.0	-32.15	96.00	Horizontal	Horizontal	Pass
14924.637	-30.21	41.12	-13.0	-17.21	200.00	Horizontal	Horizontal	Pass

RSE-H&V LTE Band 2 BW1.4 CH18900

RSE Test case\_FCC PART22&24&27\_FCC PART 24\_1900\_GSM 1900&WCDMA B2&CDMA BC1&LTE B2&25

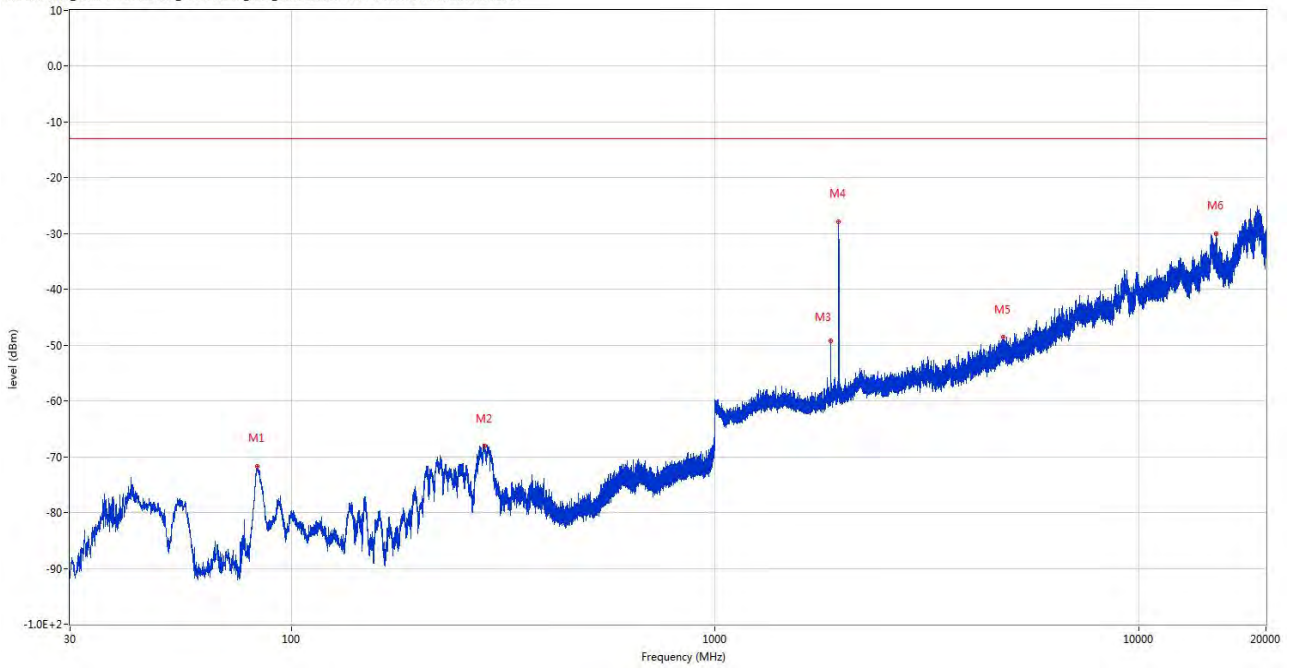


Frequency (MHz)	Result (dBm)	Factor (dB)	PK Limit (dBm)	Over Limit (dB)	Table (o)	ANT	EUT	Verdict
83.156	-75.99	-20.40	-13.0	-62.99	143.00	Horizontal	Vertical	Pass
290.397	-70.06	-13.36	-13.0	-57.06	320.00	Horizontal	Vertical	Pass
1879.500	-51.71	-1.01	-13.0	-38.71	177.00	Horizontal	Vertical	N/A
1960.100	-25.51	-1.14	-13.0	-12.51	208.00	Horizontal	Vertical	N/A
3759.000	-49.68	4.87	-13.0	-36.68	318.00	Horizontal	Vertical	Pass
9404.937	-36.56	36.36	-13.0	-23.56	162.00	Horizontal	Vertical	Pass

## 8.2 LTE Band 2 BW3, Middle Channel

### RSE-H&H LTE Band 2 BW3 CH18900

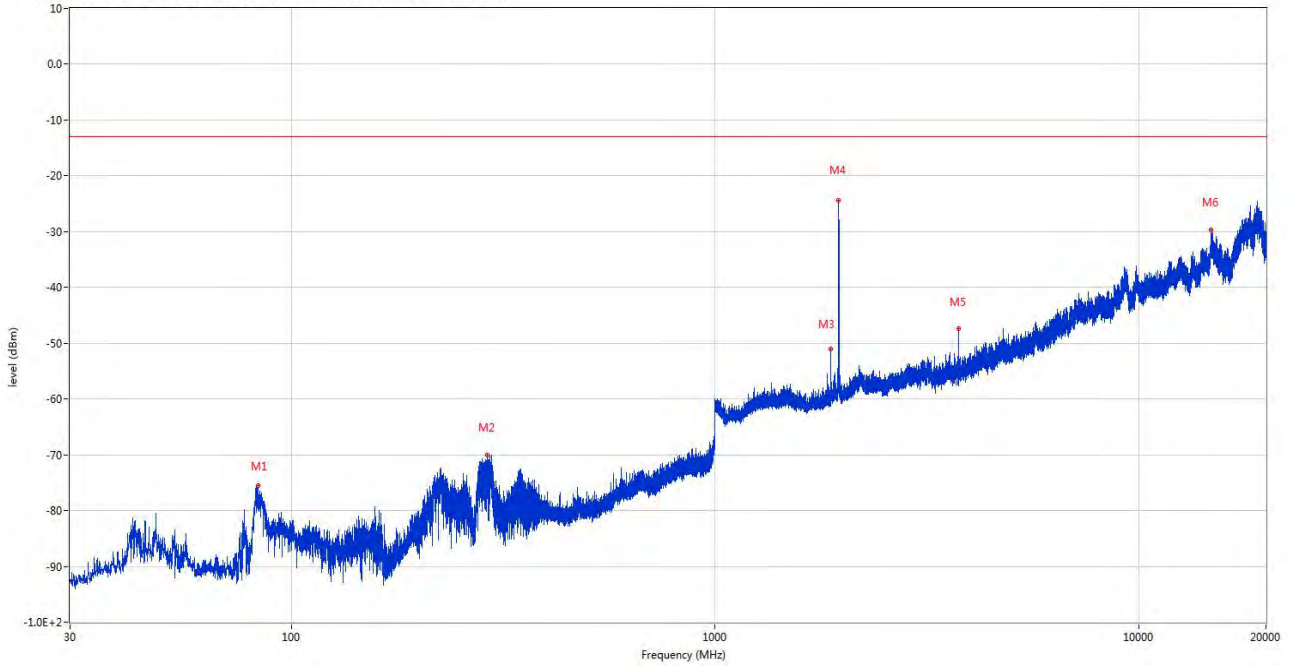
RSE Test case\_FCC PART22&24&27\_FCC PART 24\_1900\_GSM 1900&WCDMA B2&CDMA BC1&LTE B2&25



Frequency (MHz)	Result (dBm)	Factor (dB)	PK Limit (dBm)	Over Limit (dB)	Table (o)	ANT	EUT	Verdict
82.865	-71.65	-20.44	-13.0	-58.65	332.00	Horizontal	Horizontal	Pass
286.080	-68.06	-14.05	-13.0	-55.06	332.00	Horizontal	Horizontal	Pass
1878.600	-49.23	-1.02	-13.0	-36.23	132.00	Horizontal	Horizontal	N/A
1959.100	-27.81	-1.08	-13.0	-14.81	182.00	Horizontal	Horizontal	N/A
4786.000	-48.55	8.24	-13.0	-35.55	163.00	Horizontal	Horizontal	Pass
15284.600	-30.10	39.28	-13.0	-17.10	57.00	Horizontal	Horizontal	Pass

## RSE-H&V LTE Band 2 BW3 CH18900

RSE Test case\_FCC PART22&24&27\_FCC PART 24\_1900\_GSM 1900&WCDMA B2&CDMA BC1&LTE B2&25

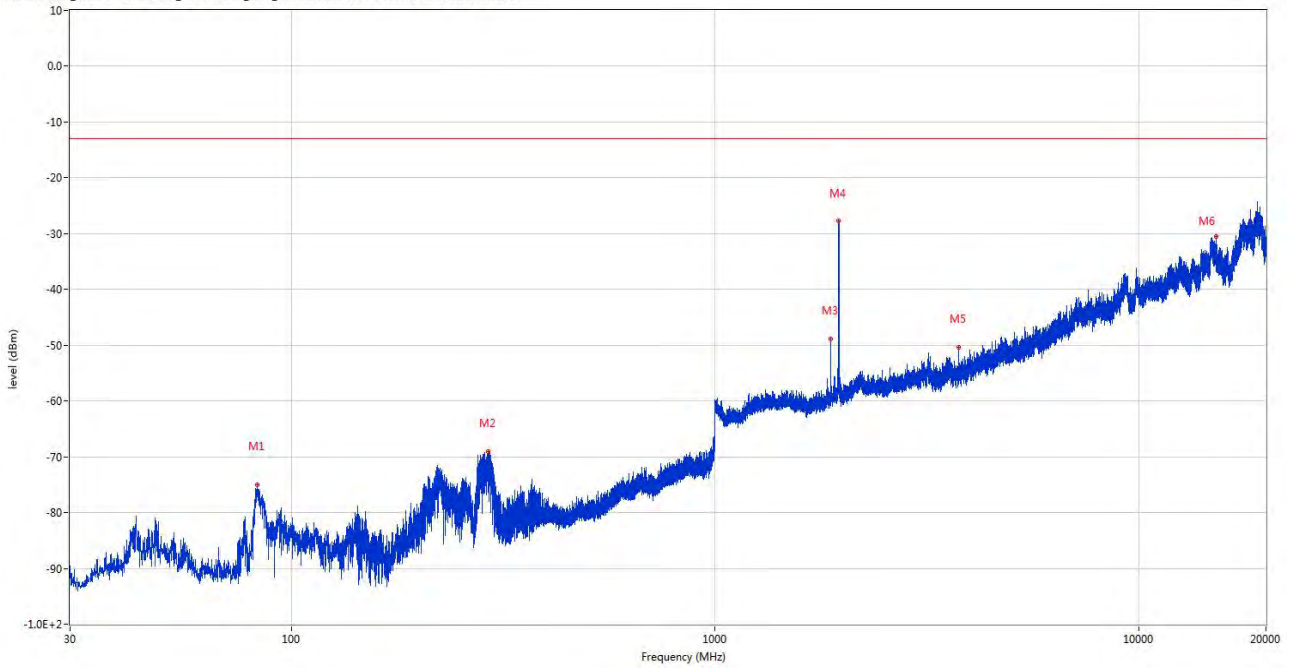


Frequency (MHz)	Result (dBm)	Factor (dB)	PK Limit (dBm)	Over Limit (dB)	Table (o)	ANT	EUT	Verdict
83.301	-75.54	-20.39	-13.0	-62.54	295.00	Horizontal	Vertical	Pass
290.591	-70.04	-13.32	-13.0	-57.04	308.00	Horizontal	Vertical	Pass
1878.600	-50.98	-1.02	-13.0	-37.98	180.00	Horizontal	Vertical	N/A
1959.100	-24.38	-1.08	-13.0	-11.38	195.00	Horizontal	Vertical	N/A
3757.400	-47.34	4.90	-13.0	-34.34	318.00	Horizontal	Vertical	Pass
14834.013	-29.72	40.25	-13.0	-16.72	350.00	Horizontal	Vertical	Pass

### 8.3 LTE Band 2 BW5, Middle Channel

#### RSE-H&H LTE Band 2 BW5 CH18900

RSE Test case\_FCC PART22&24&27\_FCC PART 24\_1900\_GSM 1900&WCDMA B2&CDMA BC1&LTE B2&25

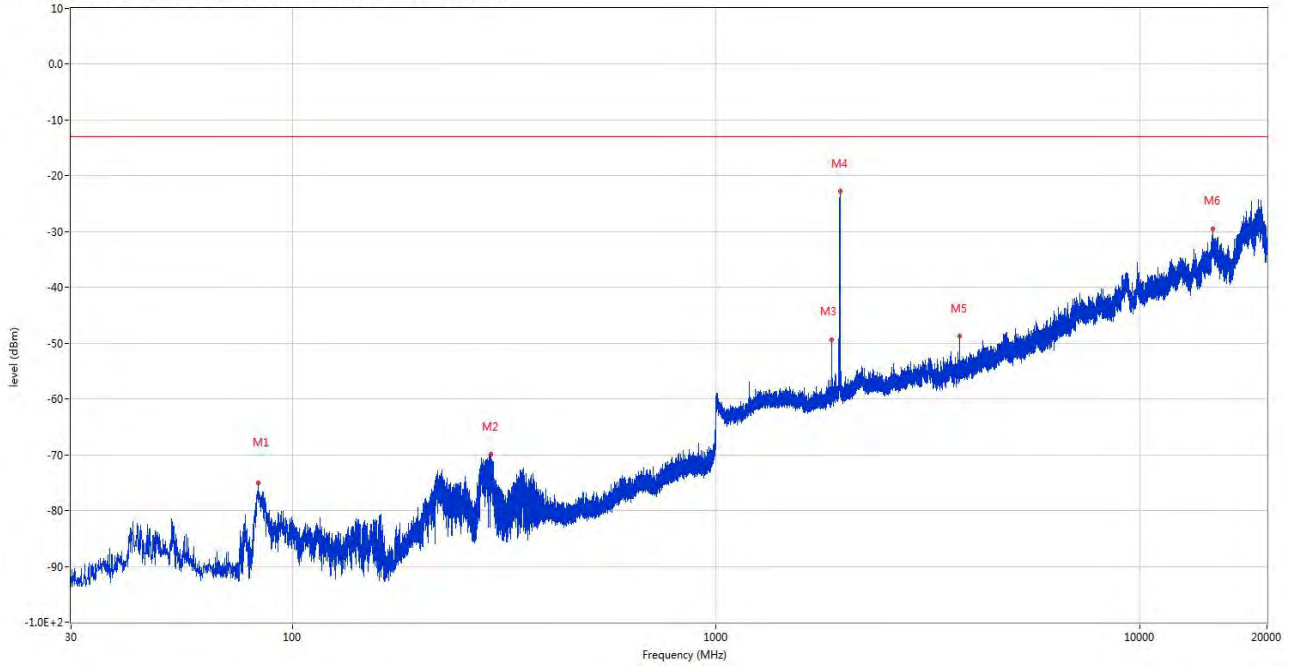


Frequency (MHz)	Result (dBm)	Factor (dB)	PK Limit (dBm)	Over Limit (dB)	Table (o)	ANT	EUT	Verdict
82.865	-75.06	-20.44	-13.0	-62.06	152.00	Horizontal	Horizontal	Pass
291.706	-69.00	-13.20	-13.0	-56.00	298.00	Horizontal	Horizontal	Pass
1877.800	-48.81	-1.03	-13.0	-35.81	128.00	Horizontal	Horizontal	N/A
1960.900	-27.71	-1.23	-13.0	-14.71	210.00	Horizontal	Horizontal	N/A
3755.600	-50.32	4.81	-13.0	-37.32	215.00	Horizontal	Horizontal	Pass
15286.776	-30.56	39.22	-13.0	-17.56	146.00	Horizontal	Horizontal	Pass



## RSE-H&V LTE Band 2 BW5 CH18900

RSE Test case\_FCC PART22&24&27\_FCC PART 24\_1900\_GSM 1900&WCDMA B2&CDMA BC1&LTE B2&25

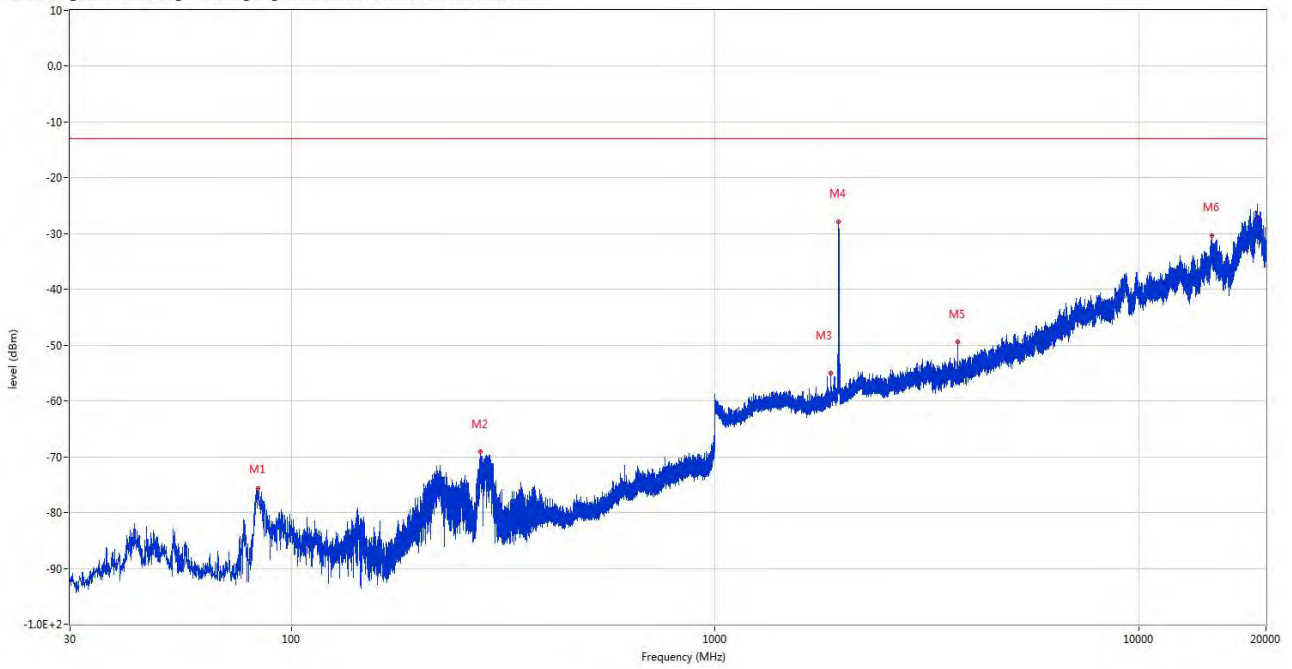


Frequency (MHz)	Result (dBm)	Factor (dB)	PK Limit (dBm)	Over Limit (dB)	Table (o)	ANT	EUT	Verdict
83.107	-75.04	-20.41	-13.0	-62.04	331.00	Horizontal	Vertical	Pass
294.276	-69.95	-13.32	-13.0	-56.95	316.00	Horizontal	Vertical	Pass
1877.900	-49.44	-1.02	-13.0	-36.44	146.00	Horizontal	Vertical	N/A
1961.200	-22.75	-1.26	-13.0	-9.75	193.00	Horizontal	Vertical	N/A
3755.400	-48.69	4.79	-13.0	-35.69	335.00	Horizontal	Vertical	Pass
14914.487	-29.61	41.13	-13.0	-16.61	342.00	Horizontal	Vertical	Pass

## 8.4 LTE Band 2 BW10, Middle Channel

### RSE-H&H LTE Band 2 BW10 CH18900

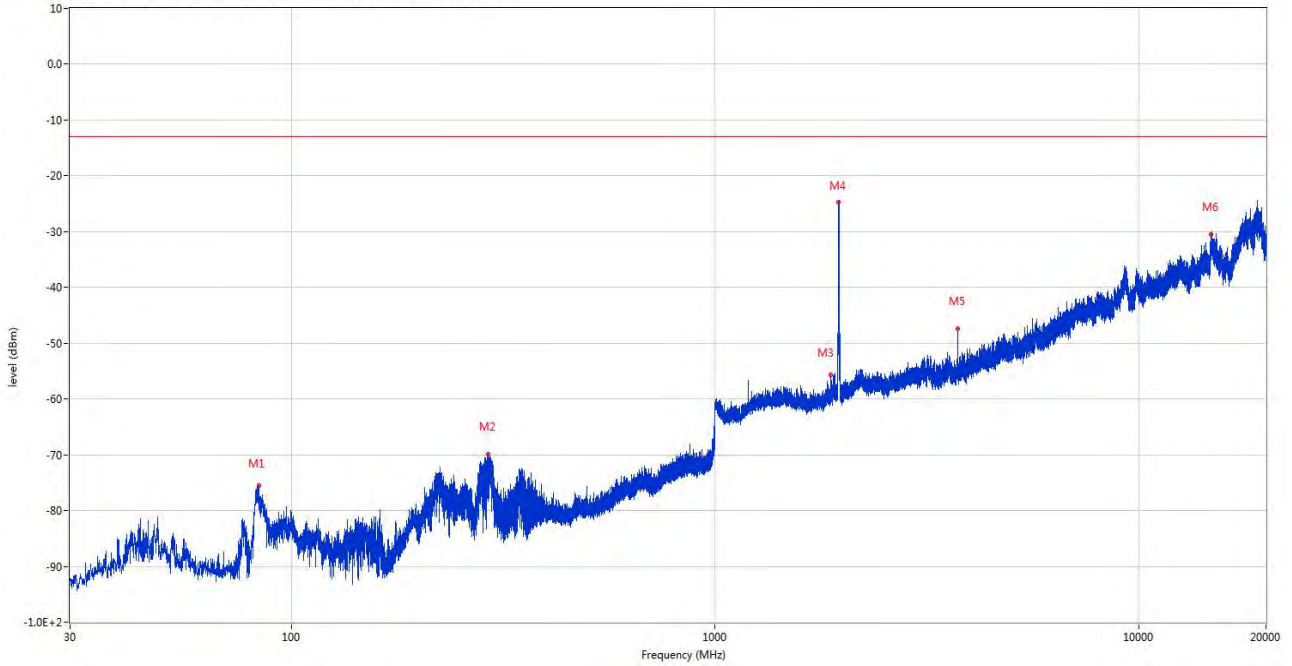
RSE Test case\_FCC PART22&24&27\_FCC PART 24\_1900\_GSM 1900&WCDMA B2&CDMA BC1&LTE B2&25



Frequency (MHz)	Result (dBm)	Factor (dB)	PK Limit (dBm)	Over Limit (dB)	Table (o)	ANT	EUT	Verdict
83.350	-75.74	-20.39	-13.0	-62.74	324.00	Horizontal	Horizontal	Pass
279.823	-69.14	-14.05	-13.0	-56.14	324.00	Horizontal	Horizontal	Pass
1875.300	-55.05	-1.05	-13.0	-42.05	152.00	Horizontal	Horizontal	N/A
1957.300	-27.88	-1.14	-13.0	-14.88	185.00	Horizontal	Horizontal	N/A
3751.000	-49.34	4.67	-13.0	-36.34	323.00	Horizontal	Horizontal	Pass
14930.437	-30.31	40.76	-13.0	-17.31	63.00	Horizontal	Horizontal	Pass

RSE-H&V LTE Band 2 BW10 CH18900

RSE Test case\_FCC PART22&24&27\_FCC PART 24\_1900\_GSM 1900&WCDMA B2&CDMA BC1&LTE B2&25

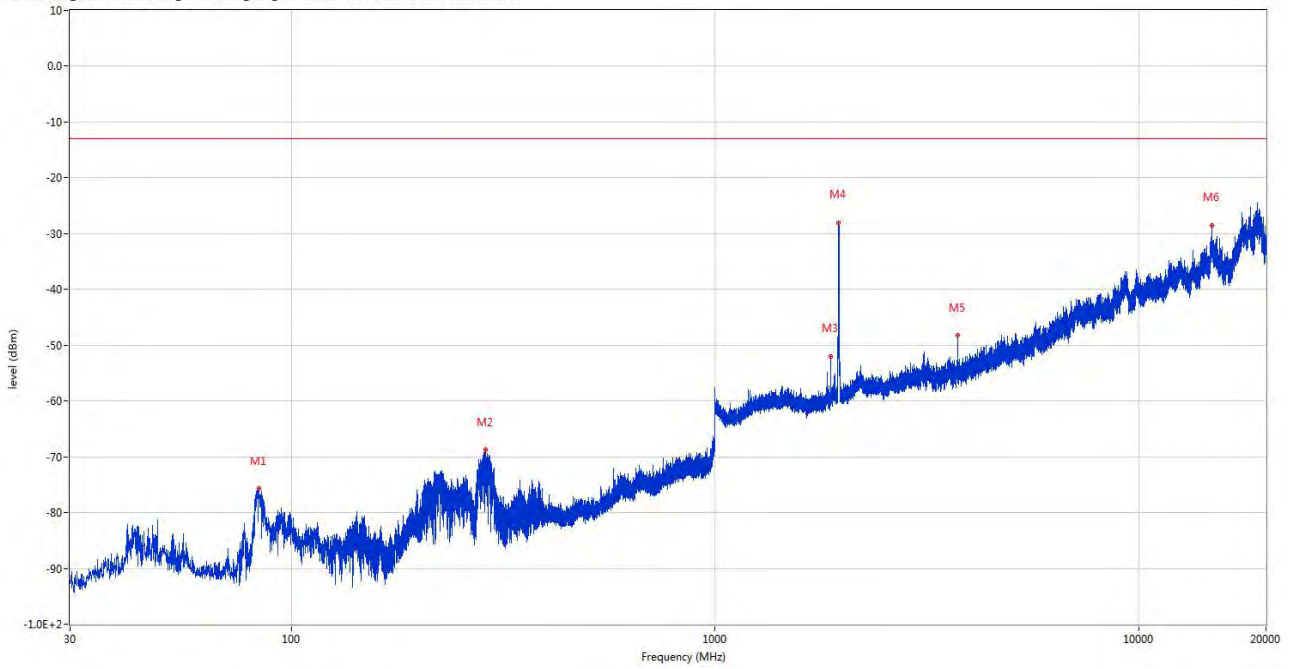


Frequency (MHz)	Result (dBm)	Factor (dB)	PK Limit (dBm)	Over Limit (dB)	Table (o)	ANT	EUT	Verdict
83.786	-75.50	-20.37	-13.0	-62.50	319.00	Horizontal	Vertical	Pass
290.736	-69.87	-13.30	-13.0	-56.87	305.00	Horizontal	Vertical	Pass
1875.300	-55.74	-1.05	-13.0	-42.74	152.00	Horizontal	Vertical	N/A
1956.100	-24.79	-1.19	-13.0	-11.79	213.00	Horizontal	Vertical	N/A
3751.400	-47.37	4.67	-13.0	-34.37	318.00	Horizontal	Vertical	Pass
14860.838	-30.50	40.61	-13.0	-17.50	285.00	Horizontal	Vertical	Pass

## 8.5 LTE Band 2 BW15, Middle Channel

### RSE-H&H LTE Band 2 BW15 CH18900

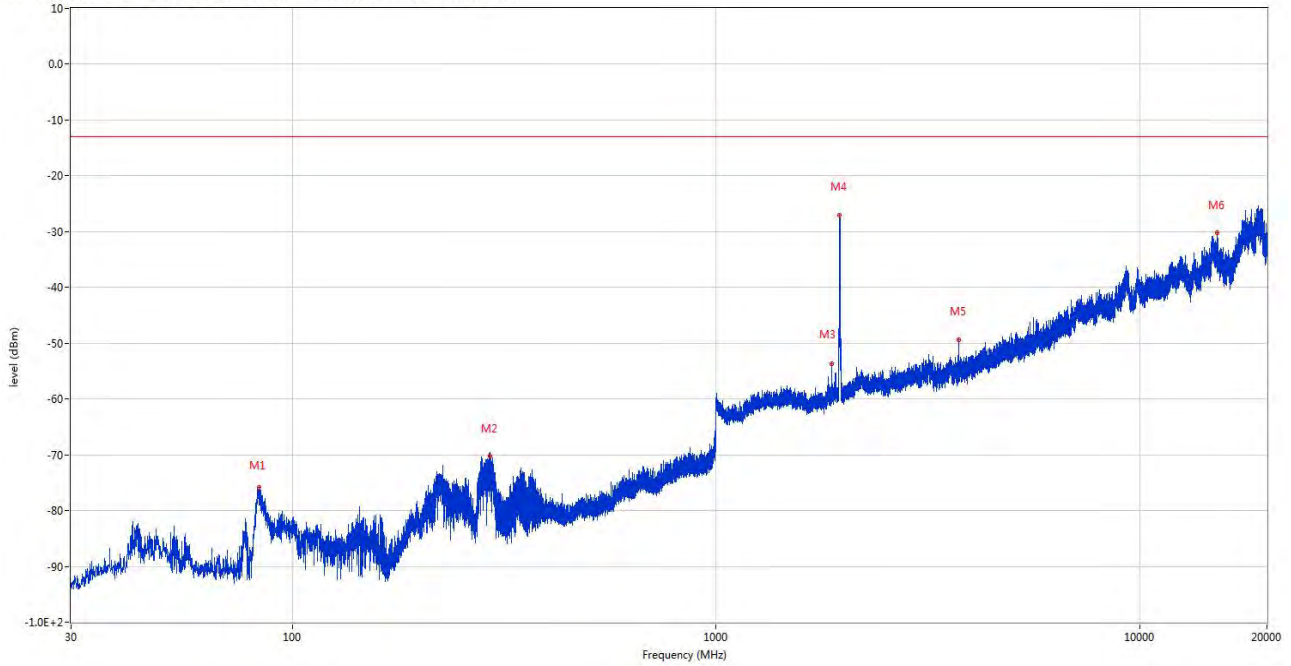
RSE Test case\_FCC PART22&24&27\_FCC PART 24\_1900\_GSM 1900&WCDMA B2&CDMA BC1&LTE B2&25



Frequency (MHz)	Result (dBm)	Factor (dB)	PK Limit (dBm)	Over Limit (dB)	Table (o)	ANT	EUT	Verdict
83.689	-75.74	-20.37	-13.0	-62.74	314.00	Horizontal	Horizontal	Pass
287.050	-68.79	-13.99	-13.0	-55.79	314.00	Horizontal	Horizontal	Pass
1873.300	-51.99	-1.07	-13.0	-38.99	160.00	Horizontal	Horizontal	N/A
1959.800	-27.98	-1.10	-13.0	-14.98	207.00	Horizontal	Horizontal	N/A
3746.600	-48.24	4.76	-13.0	-35.24	234.00	Horizontal	Horizontal	Pass
14921.375	-28.50	41.32	-13.0	-15.50	168.00	Horizontal	Horizontal	Pass

## RSE-H&V LTE Band 2 BW15 CH18900

RSE Test case\_FCC PART22&24&27\_FCC PART 24\_1900\_GSM 1900&WCDMA B2&CDMA BC1&LTE B2&25

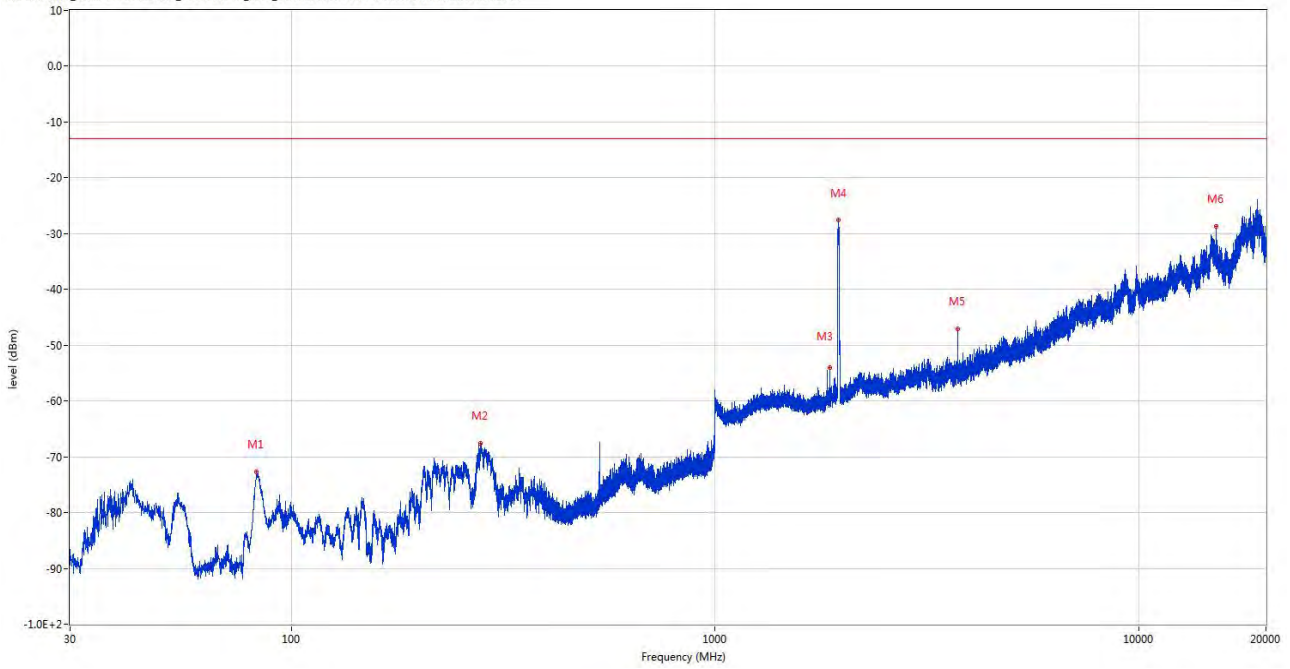


Frequency (MHz)	Result (dBm)	Factor (dB)	PK Limit (dBm)	Over Limit (dB)	Table (o)	ANT	EUT	Verdict
83.350	-75.86	-20.39	-13.0	-62.86	320.00	Horizontal	Vertical	Pass
292.918	-70.29	-13.34	-13.0	-57.29	332.00	Horizontal	Vertical	Pass
1873.300	-53.74	-1.07	-13.0	-40.74	0.00	Horizontal	Vertical	N/A
1955.100	-27.12	-1.24	-13.0	-14.12	192.00	Horizontal	Vertical	N/A
3746.600	-49.39	4.76	-13.0	-36.39	330.00	Horizontal	Vertical	Pass
15279.162	-30.26	39.33	-13.0	-17.26	28.00	Horizontal	Vertical	Pass

## 8.6 LTE Band 2 BW20, Middle Channel

### RSE-H&H LTE Band 2 BW20 CH18900

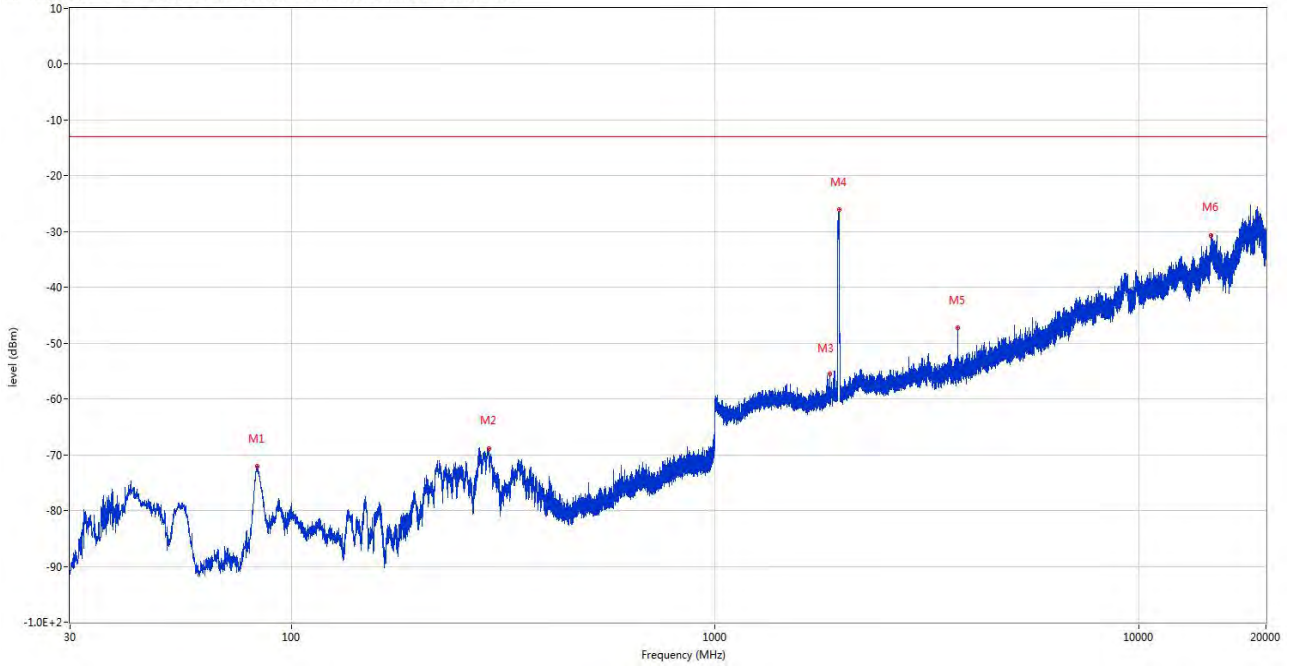
RSE Test case\_FCC PART22&24&27\_FCC PART 24\_1900\_GSM 1900&WCDMA B2&CDMA BC1&LTE B2&25



Frequency (MHz)	Result (dBm)	Factor (dB)	PK Limit (dBm)	Over Limit (dB)	Table (o)	ANT	EUT	Verdict
82.622	-72.73	-20.47	-13.0	-59.73	338.00	Horizontal	Horizontal	Pass
279.629	-67.62	-14.06	-13.0	-54.62	325.00	Horizontal	Horizontal	Pass
1870.800	-54.07	-1.09	-13.0	-41.07	156.00	Horizontal	Horizontal	N/A
1952.700	-27.48	-1.30	-13.0	-14.48	188.00	Horizontal	Horizontal	N/A
3742.200	-47.07	4.47	-13.0	-34.07	255.00	Horizontal	Horizontal	Pass
15280.975	-28.66	39.38	-13.0	-15.66	208.00	Horizontal	Horizontal	Pass

RSE-H&V LTE Band 2 BW20 CH18900

RSE Test case\_FCC PART22&24&27\_FCC PART 24\_1900\_GSM 1900&WCDMA B2&CDMA BC1&LTE B2&25



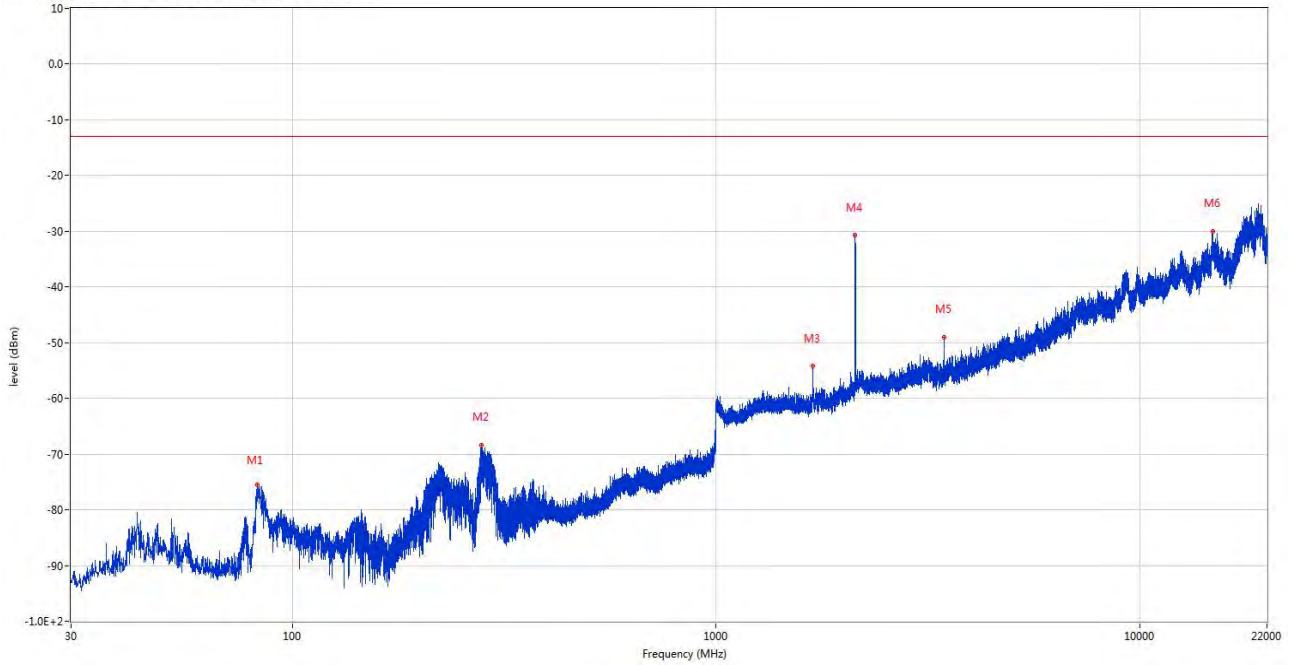
Frequency (MHz)	Result (dBm)	Factor (dB)	PK Limit (dBm)	Over Limit (dB)	Table (o)	ANT	EUT	Verdict
82.913	-72.05	-20.43	-13.0	-59.05	318.00	Horizontal	Vertical	Pass
292.046	-68.95	-13.24	-13.0	-55.95	318.00	Horizontal	Vertical	Pass
1871.000	-55.58	-1.09	-13.0	-42.58	360.00	Horizontal	Vertical	N/A
1966.800	-26.12	-1.44	-13.0	-13.12	203.00	Horizontal	Vertical	N/A
3742.000	-47.25	4.48	-13.0	-34.25	316.00	Horizontal	Vertical	Pass
14855.400	-30.72	40.55	-13.0	-17.72	253.00	Horizontal	Vertical	Pass

## 9 LTE Band 4

### 9.1 LTE Band 4 BW1.4, Middle Channel

#### RSE-H&H LTE Band 4 BW1.4 CH20175

RSE Test case\_FCC PART22&24&27\_FCC PART 27.1700\_WCDMA B4&LTE B4

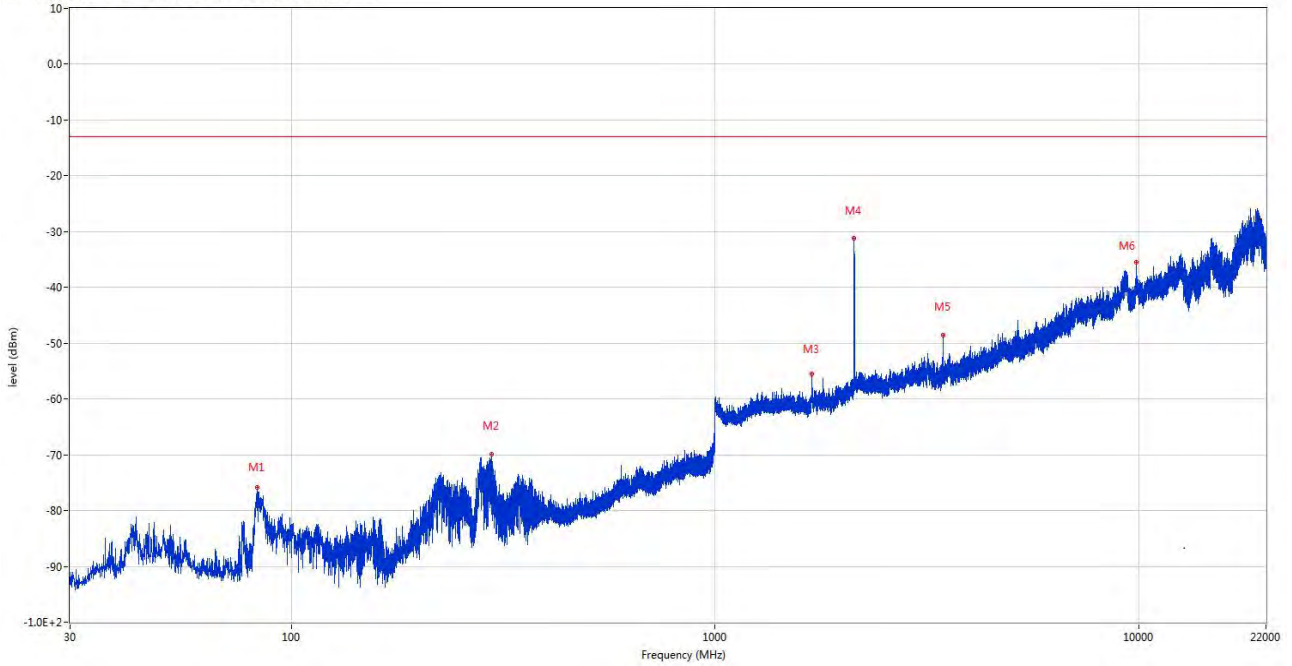


Frequency (MHz)	Result (dBm)	Factor (dB)	PK Limit (dBm)	Over Limit (dB)	Table (o)	ANT	EUT	Verdict
82.768	-75.47	-20.59	-13.0	-62.47	319.00	Horizontal	Horizontal	Pass
279.290	-68.33	-14.03	-13.0	-55.33	319.00	Horizontal	Horizontal	Pass
1693.600	-54.20	-2.40	-13.0	-41.20	108.00	Horizontal	Horizontal	N/A
2132.400	-30.67	-0.22	-13.0	-17.67	193.00	Horizontal	Horizontal	N/A
3464.000	-49.00	3.33	-13.0	-36.00	118.00	Horizontal	Horizontal	Pass
14917.750	-30.11	41.29	-13.0	-17.11	33.00	Horizontal	Horizontal	Pass



RSE-H&V LTE Band 4 BW1.4 CH20175

RSE Test case\_FCC PART22&24&27\_FCC PART 27\_1700\_WCDMA B4&LTE B4

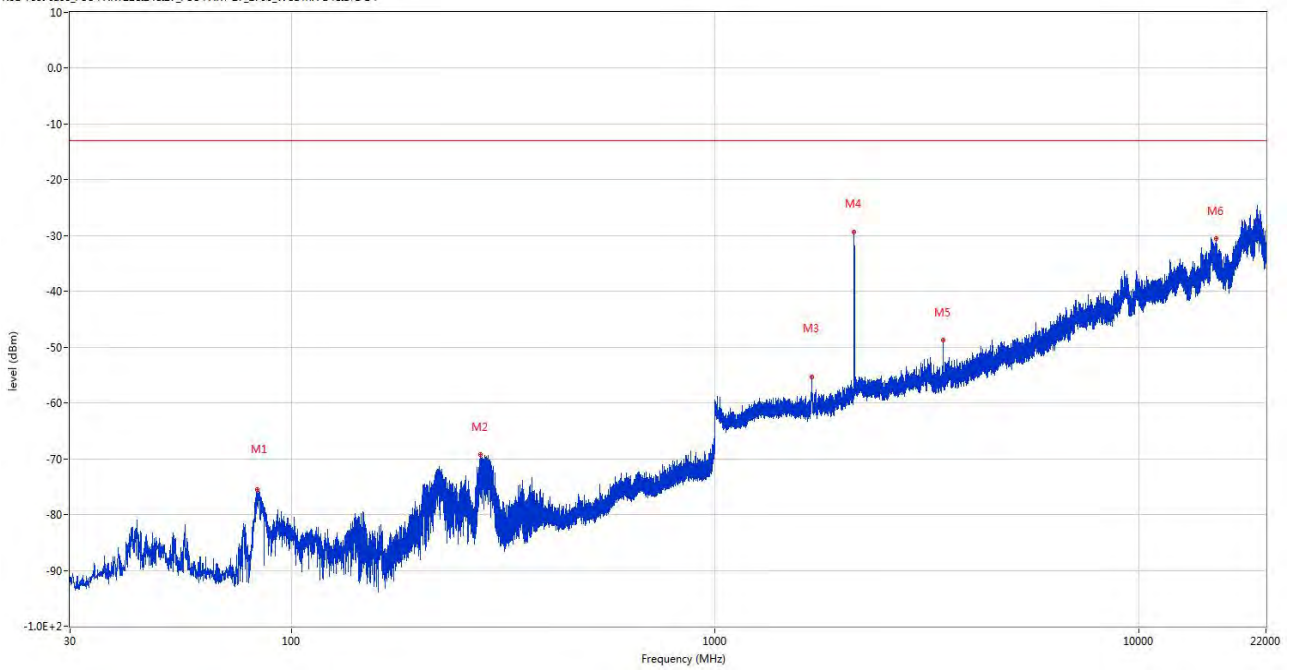


Frequency (MHz)	Result (dBm)	Factor (dB)	PK Limit (dBm)	Over Limit (dB)	Table (o)	ANT	EUT	Verdict
82.865	-75.80	-20.57	-13.0	-62.80	345.00	Horizontal	Vertical	Pass
296.459	-69.85	-13.20	-13.0	-56.85	329.00	Horizontal	Vertical	Pass
1693.100	-55.46	-2.63	-13.0	-42.46	212.00	Horizontal	Vertical	N/A
2132.600	-31.25	-0.21	-13.0	-18.25	193.00	Horizontal	Vertical	N/A
3463.800	-48.49	3.33	-13.0	-35.49	343.00	Horizontal	Vertical	Pass
9898.575	-35.49	36.57	-13.0	-22.49	96.00	Horizontal	Vertical	Pass

## 9.2 LTE Band 4 BW3, Middle Channel

### RSE-H&H LTE Band 4 BW3 CH20175

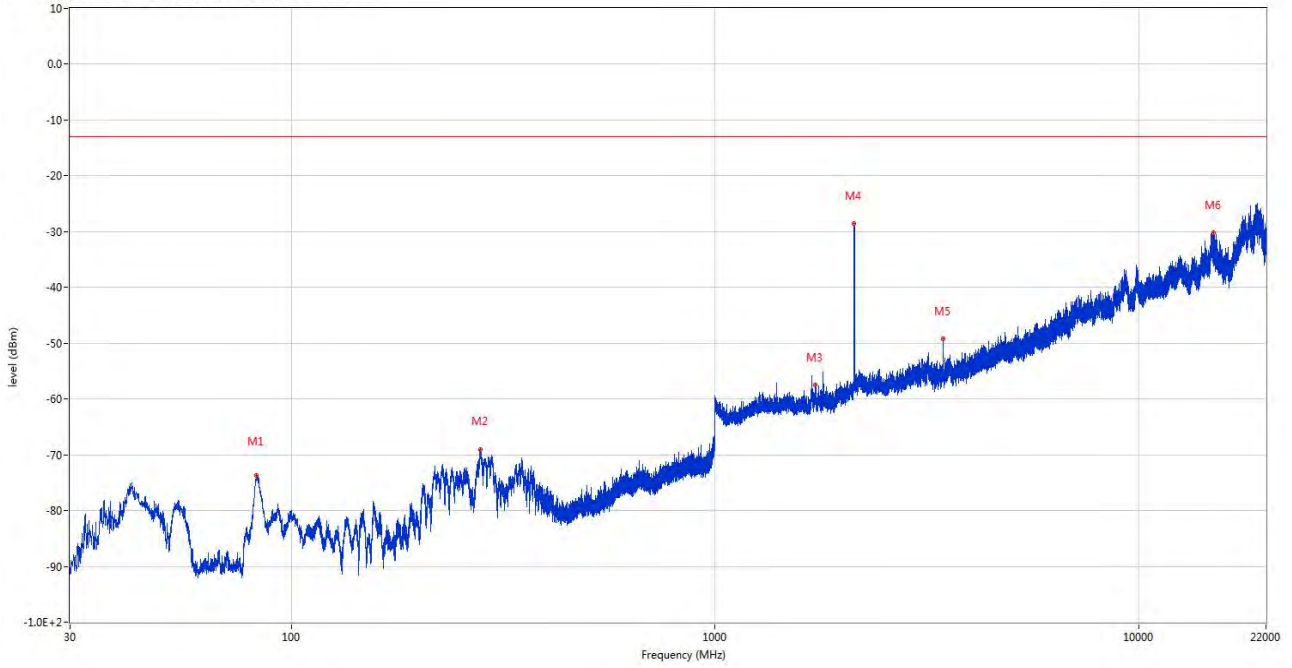
RSE Test case\_FCC PART22&24&27\_FCC PART 27\_1700\_WCDMA B4&LTE B4



Frequency (MHz)	Result (dBm)	Factor (dB)	PK Limit (dBm)	Over Limit (dB)	Table (o)	ANT	EUT	Verdict
83.010	-75.54	-20.55	-13.0	-62.54	144.00	Horizontal	Horizontal	Pass
279.484	-69.26	-14.01	-13.0	-56.26	327.00	Horizontal	Horizontal	Pass
1691.800	-55.30	-3.24	-13.0	-42.30	135.00	Horizontal	Horizontal	N/A
2131.600	-29.29	-0.26	-13.0	-16.29	203.00	Horizontal	Horizontal	N/A
3462.400	-48.69	3.21	-13.0	-35.69	70.00	Horizontal	Horizontal	Pass
15284.237	-30.60	39.29	-13.0	-17.60	330.00	Horizontal	Horizontal	Pass

RSE-H&V LTE Band 4 BW3 CH20175

RSE Test case\_FCC PART22&24&27\_FCC PART 27\_1700\_WCDMA B4&LTE B4

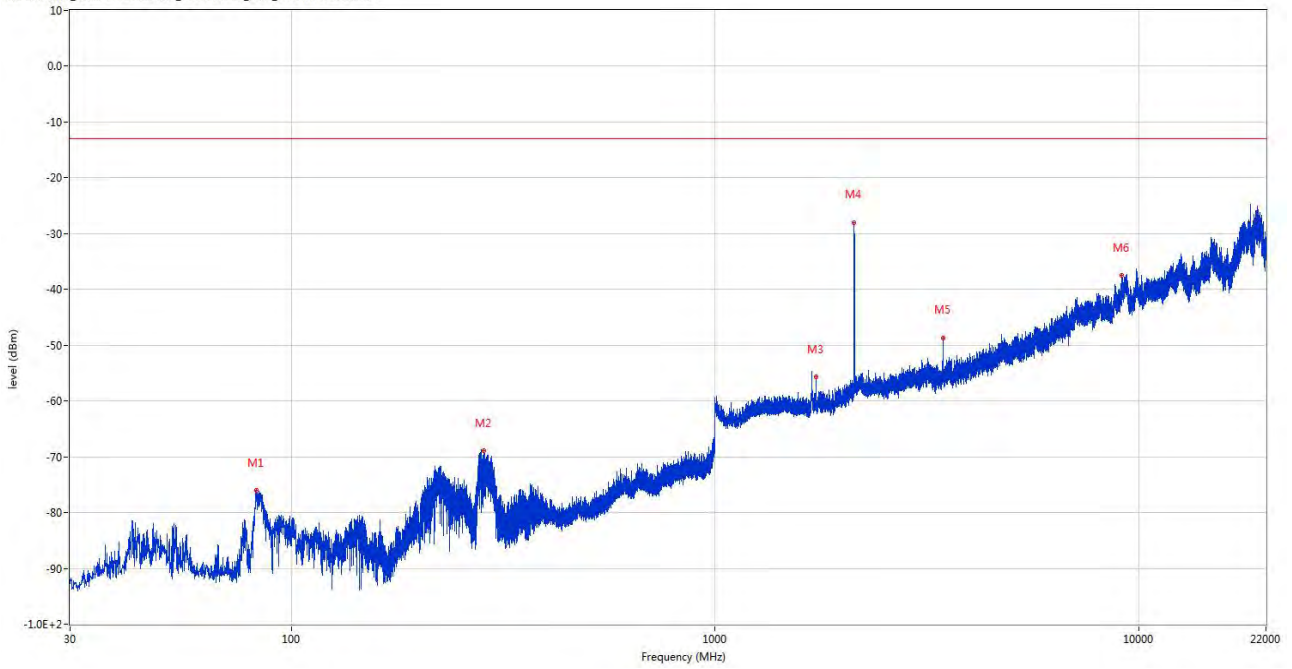


Frequency (MHz)	Result (dBm)	Factor (dB)	PK Limit (dBm)	Over Limit (dB)	Table (o)	ANT	EUT	Verdict
82.622	-73.76	-20.62	-13.0	-60.76	308.00	Horizontal	Vertical	Pass
278.902	-69.01	-14.06	-13.0	-56.01	157.00	Horizontal	Vertical	Pass
1724.500	-57.57	-2.14	-13.0	-44.57	185.00	Horizontal	Vertical	N/A
2131.500	-28.57	-0.25	-13.0	-15.57	203.00	Horizontal	Vertical	N/A
3462.400	-49.22	3.21	-13.0	-36.22	63.00	Horizontal	Vertical	Pass
15032.300	-30.24	38.39	-13.0	-17.24	212.00	Horizontal	Vertical	Pass

### 9.3 LTE Band 4 BW5, Middle Channel

#### RSE-H&H LTE Band 4 BW5 CH20175

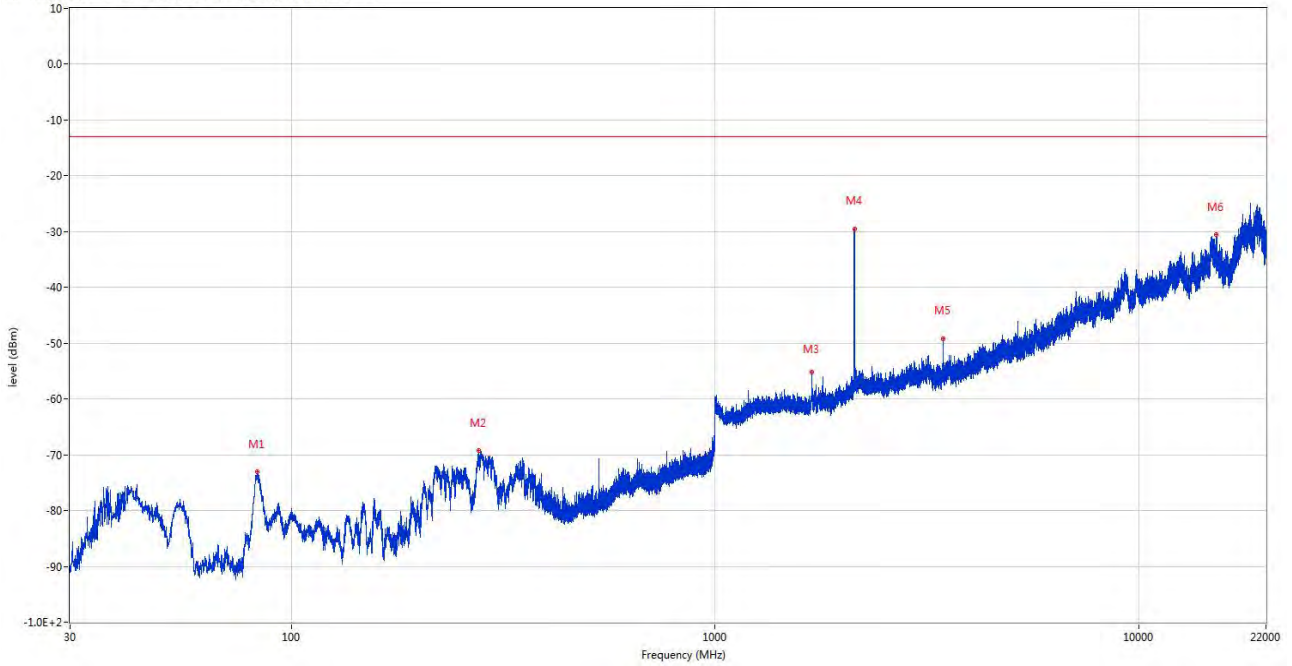
RSE Test case\_FCC PART22&24&27\_FCC PART 27.1700\_WCDMA B4&LTE B4



Frequency (MHz)	Result (dBm)	Factor (dB)	PK Limit (dBm)	Over Limit (dB)	Table (o)	ANT	EUT	Verdict
82.768	-76.02	-20.59	-13.0	-63.02	336.00	Horizontal	Horizontal	Pass
284.674	-68.92	-14.13	-13.0	-55.92	322.00	Horizontal	Horizontal	Pass
1730.300	-55.75	-2.13	-13.0	-42.75	140.00	Horizontal	Horizontal	N/A
2130.900	-27.98	-0.16	-13.0	-14.98	191.00	Horizontal	Horizontal	N/A
3460.800	-48.73	3.32	-13.0	-35.73	225.00	Horizontal	Horizontal	Pass
9122.900	-37.53	34.98	-13.0	-24.53	291.00	Horizontal	Horizontal	Pass

RSE-H&V LTE Band 4 BW5 CH20175

RSE Test case\_FCC PART22&24&27\_FCC PART 27.1700\_WCDMA B4&LTE B4

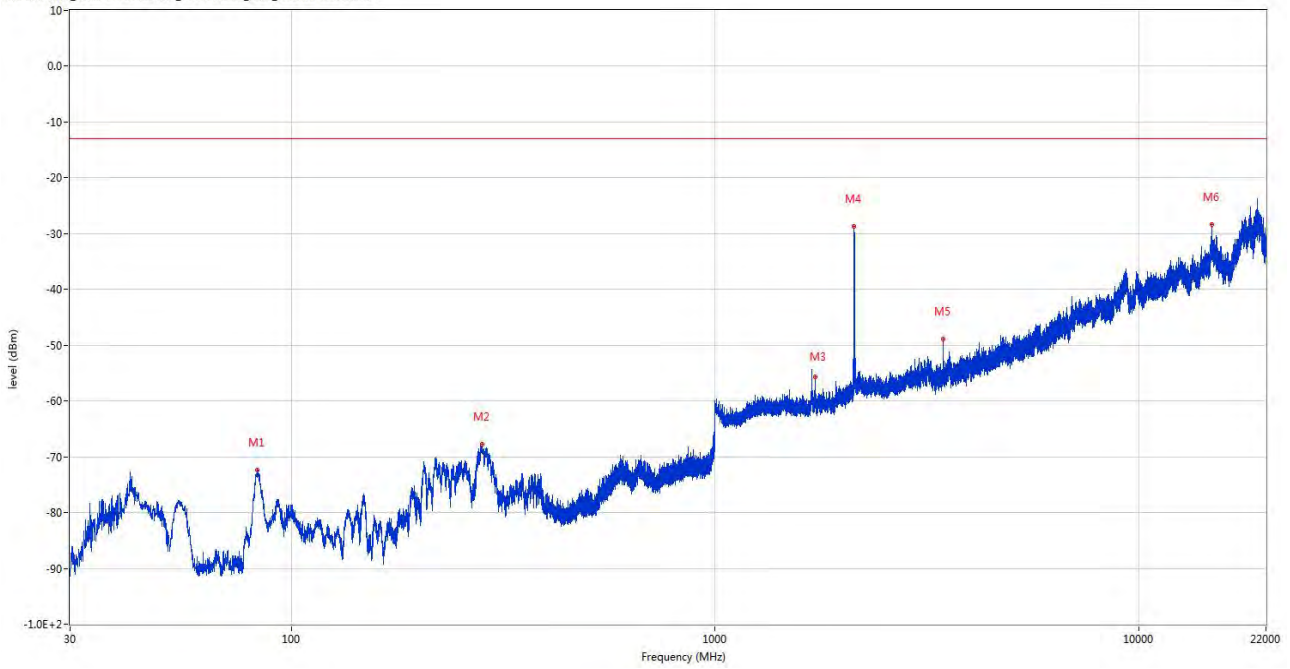


Frequency (MHz)	Result (dBm)	Factor (dB)	PK Limit (dBm)	Over Limit (dB)	Table (o)	ANT	EUT	Verdict
82.816	-73.11	-20.58	-13.0	-60.11	330.00	Horizontal	Vertical	Pass
276.380	-69.20	-14.14	-13.0	-56.20	330.00	Horizontal	Vertical	Pass
1694.100	-55.14	-2.28	-13.0	-42.14	196.00	Horizontal	Vertical	N/A
2133.700	-29.49	-0.15	-13.0	-16.49	196.00	Horizontal	Vertical	N/A
3460.600	-49.14	3.35	-13.0	-36.14	54.00	Horizontal	Vertical	Pass
15287.500	-30.51	39.20	-13.0	-17.51	76.00	Horizontal	Vertical	Pass

## 9.4 LTE Band 4 BW10, Middle Channel

RSE-H&H LTE Band 4 BW10 CH20175

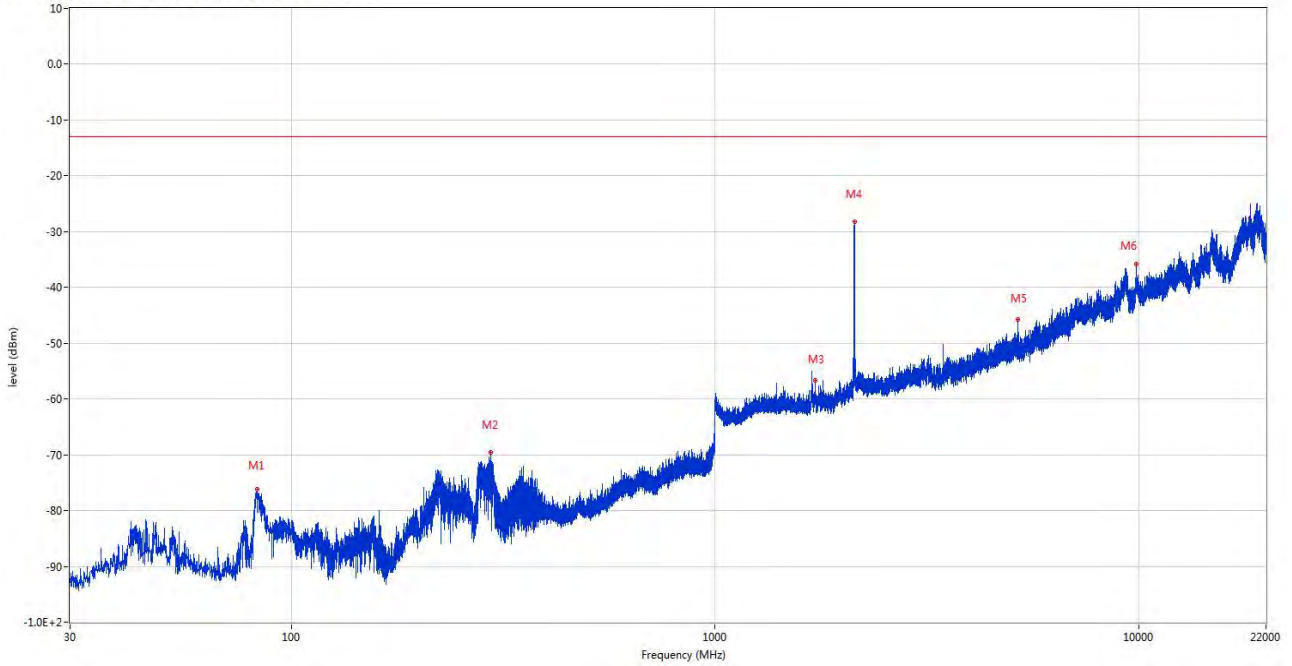
RSE Test case\_FCC PART22&24&27\_FCC PART 27\_1700\_WCDMA B4&LTE B4



Frequency (MHz)	Result (dBm)	Factor (dB)	PK Limit (dBm)	Over Limit (dB)	Table (o)	ANT	EUT	Verdict
83.059	-72.45	-20.54	-13.0	-59.45	164.00	Horizontal	Horizontal	Pass
281.618	-67.71	-14.06	-13.0	-54.71	328.00	Horizontal	Horizontal	Pass
1728.000	-55.73	-2.14	-13.0	-42.73	86.00	Horizontal	Horizontal	N/A
2130.400	-28.71	-0.08	-13.0	-15.71	209.00	Horizontal	Horizontal	N/A
3456.000	-48.95	3.81	-13.0	-35.95	100.00	Horizontal	Horizontal	Pass
14918.838	-28.36	41.35	-13.0	-15.36	58.00	Horizontal	Horizontal	Pass

RSE-H&V LTE Band 4 BW10 CH20175

RSE Test case\_FCC PART22&24&27\_FCC PART 27\_1700\_WCDMA B4&LTE B4

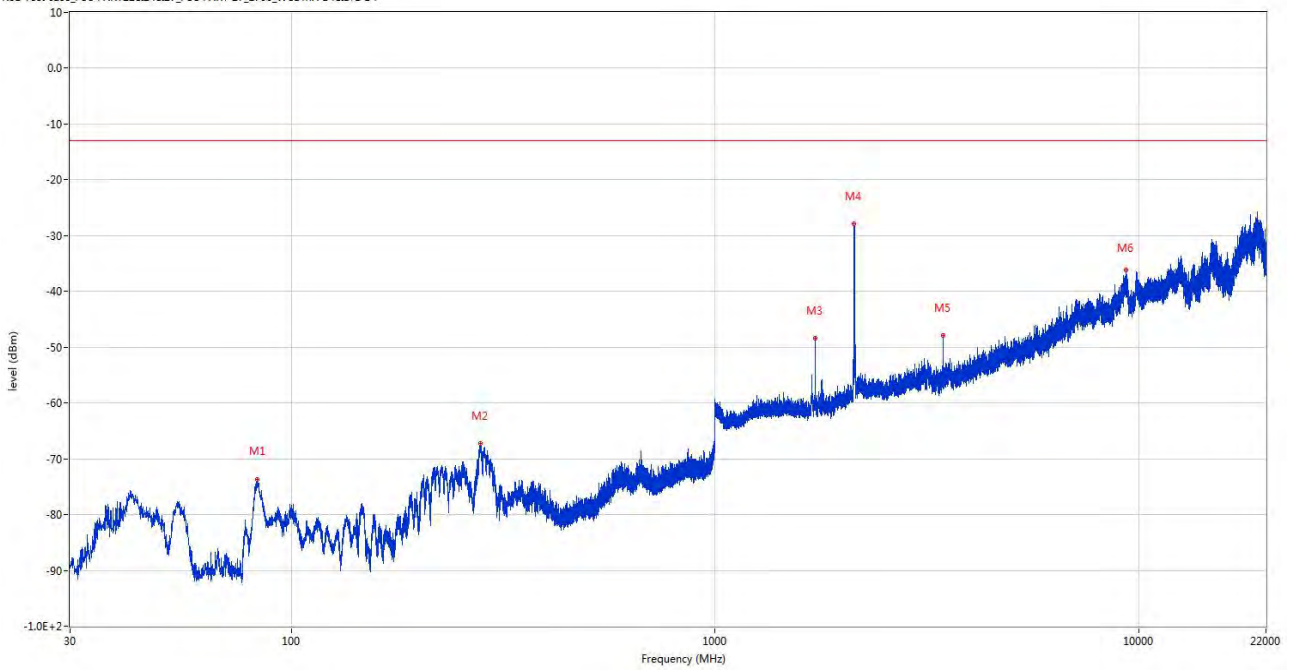


Frequency (MHz)	Result (dBm)	Factor (dB)	PK Limit (dBm)	Over Limit (dB)	Table (o)	ANT	EUT	Verdict
82.816	-76.23	-20.58	-13.0	-63.23	291.00	Horizontal	Vertical	Pass
295.634	-69.62	-13.11	-13.0	-56.62	291.00	Horizontal	Vertical	Pass
1728.300	-56.73	-2.14	-13.0	-43.73	236.00	Horizontal	Vertical	N/A
2136.100	-28.18	-0.18	-13.0	-15.18	218.00	Horizontal	Vertical	N/A
5184.000	-45.72	9.32	-13.0	-32.72	179.00	Horizontal	Vertical	Pass
9901.450	-35.86	36.58	-13.0	-22.86	360.00	Horizontal	Vertical	Pass

## 9.5 LTE Band 4 BW15, Middle Channel

### RSE-H&H LTE Band 4 BW15 CH20175

RSE Test case\_FCC PART22&24&27\_FCC PART 27\_1700\_WCDMA B4&LTE B4

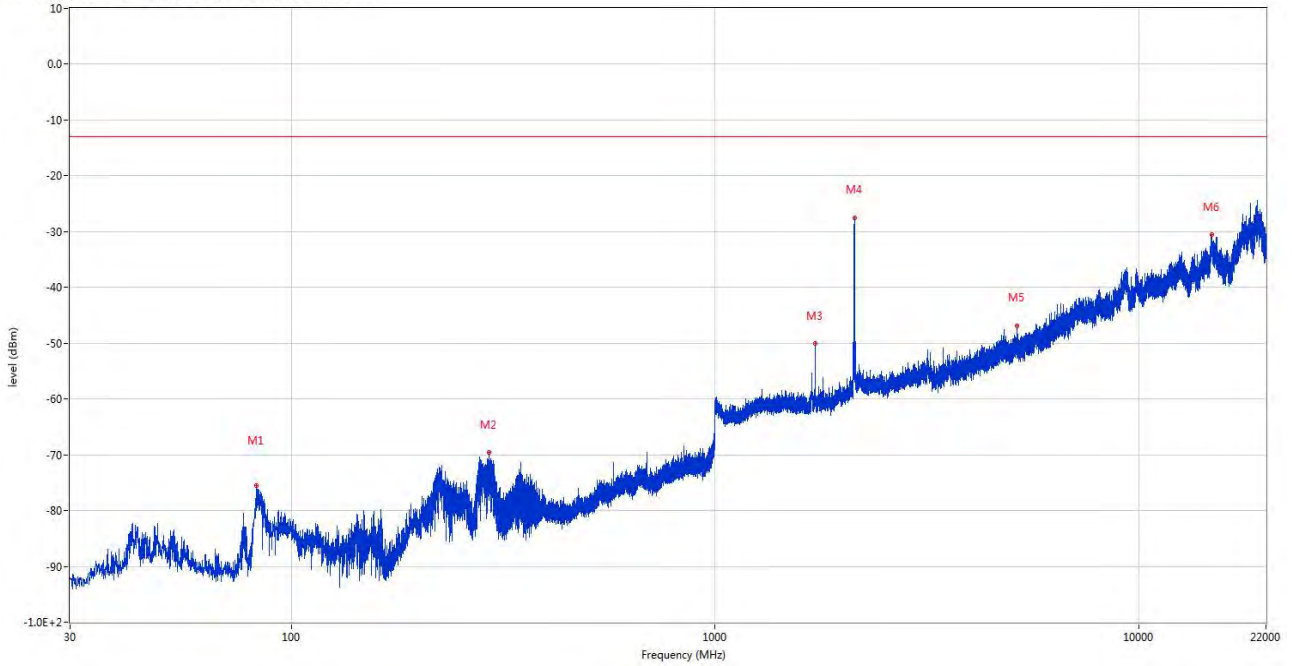


Frequency (MHz)	Result (dBm)	Factor (dB)	PK Limit (dBm)	Over Limit (dB)	Table (o)	ANT	EUT	Verdict
83.107	-73.78	-20.53	-13.0	-60.78	172.00	Horizontal	Horizontal	Pass
279.533	-67.30	-14.01	-13.0	-54.30	322.00	Horizontal	Horizontal	Pass
1725.700	-48.36	-2.14	-13.0	-35.36	132.00	Horizontal	Horizontal	N/A
2128.800	-27.84	-0.11	-13.0	-14.84	185.00	Horizontal	Horizontal	N/A
3451.600	-47.91	4.00	-13.0	-34.91	117.00	Horizontal	Horizontal	Pass
9324.438	-36.15	35.88	-13.0	-23.15	277.00	Horizontal	Horizontal	Pass



RSE-H&V LTE Band 4 BW15 CH20175

RSE Test case\_FCC PART22&24&27\_FCC PART 27\_1700\_WCDMA B4&LTE B4

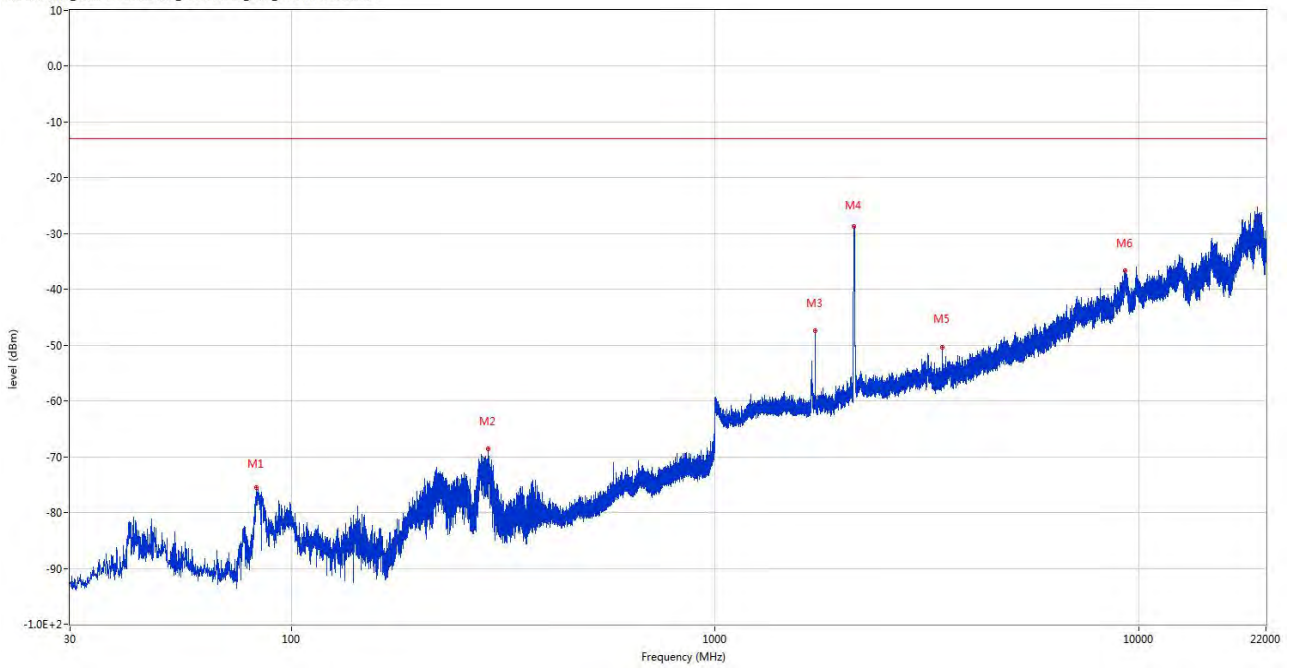


Frequency (MHz)	Result (dBm)	Factor (dB)	PK Limit (dBm)	Over Limit (dB)	Table (o)	ANT	EUT	Verdict
82.768	-75.51	-20.59	-13.0	-62.51	342.00	Horizontal	Vertical	Pass
293.306	-69.63	-13.30	-13.0	-56.63	324.00	Horizontal	Vertical	Pass
1725.800	-50.11	-2.14	-13.0	-37.11	217.00	Horizontal	Vertical	N/A
2133.700	-27.59	-0.15	-13.0	-14.59	200.00	Horizontal	Vertical	N/A
5177.600	-46.97	9.20	-13.0	-33.97	199.00	Horizontal	Vertical	Pass
14920.651	-30.57	41.37	-13.0	-17.57	149.00	Horizontal	Vertical	Pass

## 9.6 LTE Band 4 BW20, Middle Channel

RSE-H&H LTE Band 4 BW20 CH20175

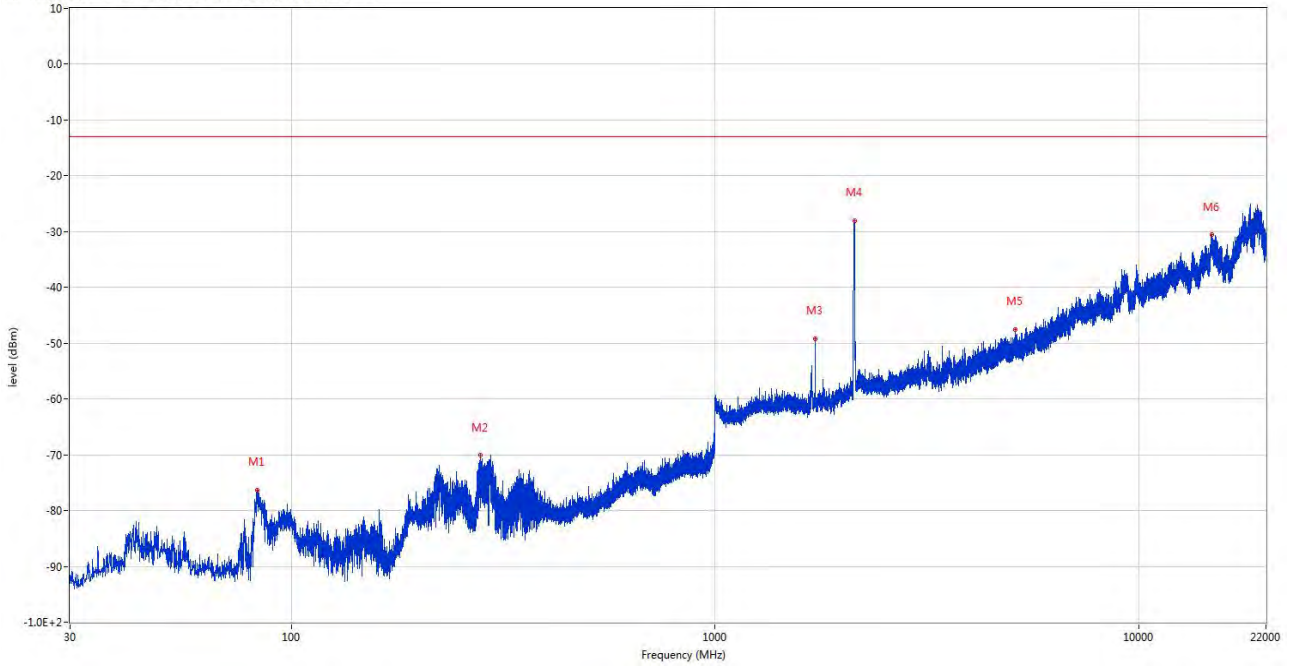
RSE Test case\_FCC PART22&24&27\_FCC PART 27\_1700\_WCDMA B4&LTE B4



Frequency (MHz)	Result (dBm)	Factor (dB)	PK Limit (dBm)	Over Limit (dB)	Table (o)	ANT	EUT	Verdict
82.574	-75.56	-20.63	-13.0	-62.56	291.00	Horizontal	Horizontal	Pass
291.318	-68.59	-13.19	-13.0	-55.59	344.00	Horizontal	Horizontal	Pass
1723.600	-47.48	-2.14	-13.0	-34.48	160.00	Horizontal	Horizontal	N/A
2124.300	-28.78	-0.60	-13.0	-15.78	212.00	Horizontal	Horizontal	N/A
3447.000	-50.34	3.88	-13.0	-37.34	94.00	Horizontal	Horizontal	Pass
9287.638	-36.65	36.06	-13.0	-23.65	360.00	Horizontal	Horizontal	Pass

RSE-H&V LTE Band 4 BW20 CH20175

RSE Test case\_FCC PART22&24&27\_FCC PART 27\_1700\_WCDMA B4&LTE B4



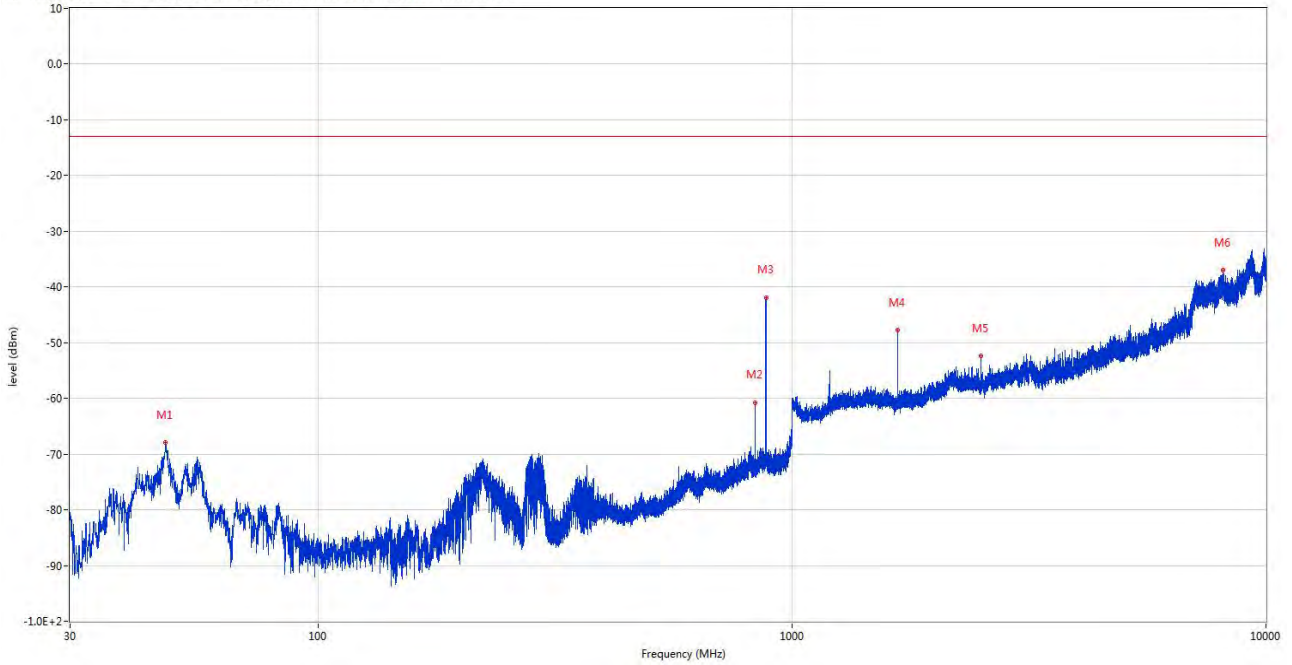
Frequency (MHz)	Result (dBm)	Factor (dB)	PK Limit (dBm)	Over Limit (dB)	Table (o)	ANT	EUT	Verdict
82.913	-76.33	-20.56	-13.0	-63.33	325.00	Horizontal	Vertical	Pass
279.193	-70.05	-14.04	-13.0	-57.05	325.00	Horizontal	Vertical	Pass
1723.500	-49.15	-2.14	-13.0	-36.15	221.00	Horizontal	Vertical	N/A
2136.800	-27.98	-0.20	-13.0	-14.98	190.00	Horizontal	Vertical	N/A
5117.400	-47.61	9.65	-13.0	-34.61	360.00	Horizontal	Vertical	Pass
14922.100	-30.59	41.28	-13.0	-17.59	178.00	Horizontal	Vertical	Pass

## 10 LTE Band 5

### 10.1 LTE Band 5 BW1.4, Middle Channel

#### RSE-V&V LTE Band 5 BW1.4 CH20525

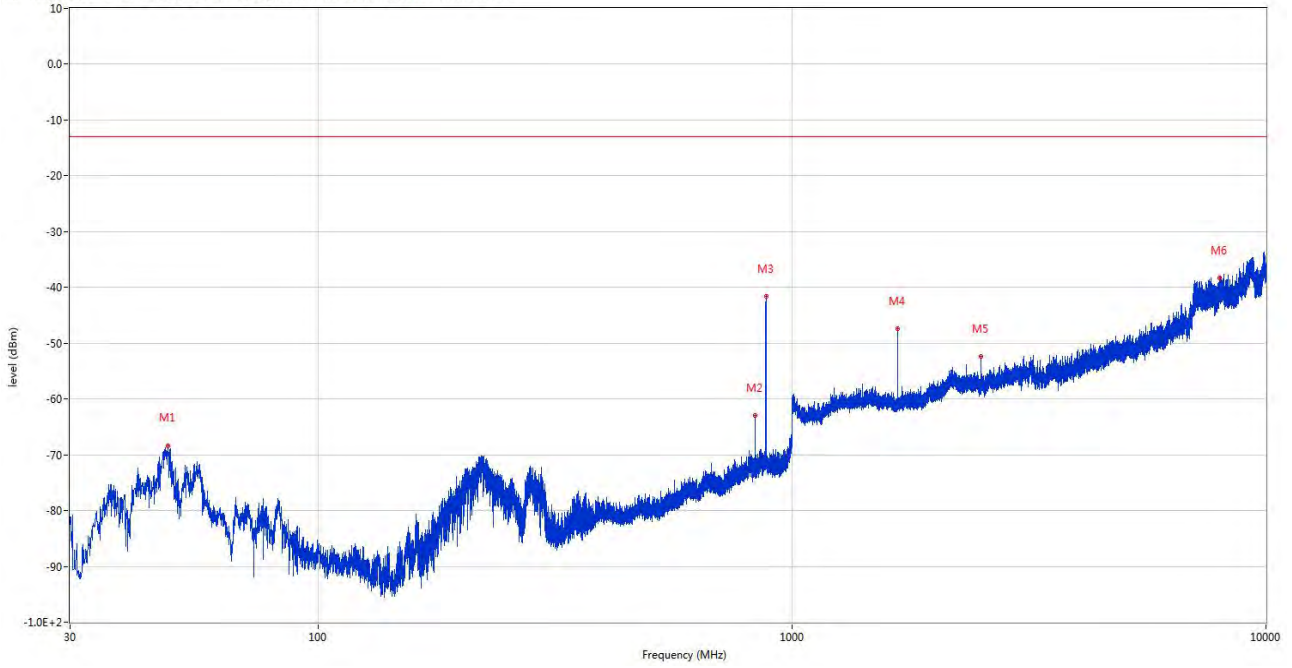
RSE Test case\_FCC PART22&24&27\_FCC PART 22.850\_GSM 850&CDMA BC0&WCDMA B5&LTE B5&26



Frequency (MHz)	Result (dBm)	Factor (dB)	PK Limit (dBm)	Over Limit (dB)	Table (o)	ANT	EUT	Verdict
47.751	-67.96	-16.31	-13.0	-54.96	82.00	Vertical	Vertical	Pass
836.070	-60.72	-1.34	-13.0	-47.72	138.00	Vertical	Vertical	N/A
881.806	-41.87	-1.25	-13.0	-28.87	0.00	Vertical	Vertical	N/A
1672.000	-47.73	-3.66	-13.0	-34.73	37.00	Vertical	Vertical	Pass
2508.000	-52.37	1.11	-13.0	-39.37	360.00	Vertical	Vertical	Pass
8133.250	-36.90	33.12	-13.0	-23.90	170.00	Vertical	Vertical	Pass

RSE-V&H LTE Band 5 BW1.4 CH20525

RSE Test case\_FCC PART22&24&27\_FCC PART 22\_850\_GSM 850&CDMA BC0&WCDMA B5&LTE B5&26

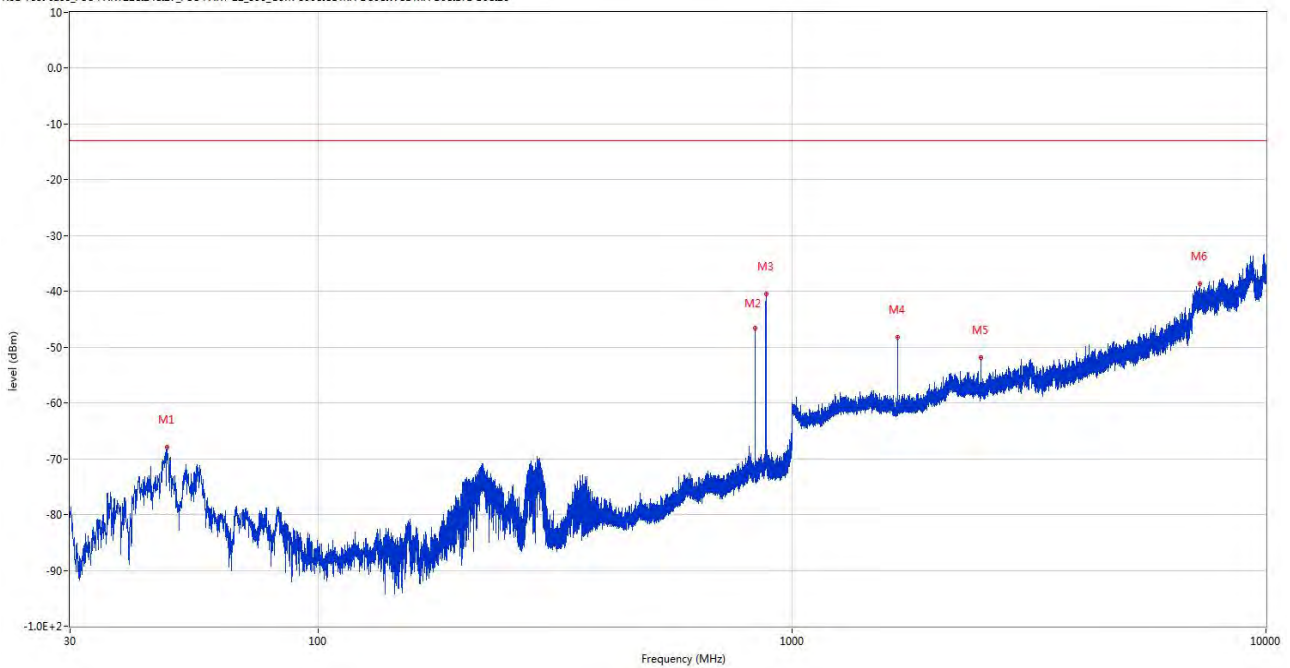


Frequency (MHz)	Result (dBm)	Factor (dB)	PK Limit (dBm)	Over Limit (dB)	Table (o)	ANT	EUT	Verdict
48.333	-68.35	-16.26	-13.0	-55.35	16.00	Vertical	Horizontal	Pass
836.022	-62.98	-1.34	-13.0	-49.98	325.00	Vertical	Horizontal	N/A
881.127	-41.65	-1.35	-13.0	-28.65	0.00	Vertical	Horizontal	N/A
1672.100	-47.36	-3.66	-13.0	-34.36	331.00	Vertical	Horizontal	Pass
2508.100	-52.37	1.12	-13.0	-39.37	1.00	Vertical	Horizontal	Pass
7979.650	-38.27	33.09	-13.0	-25.27	34.00	Vertical	Horizontal	Pass

## 10.2 LTE Band 5 BW3, Middle Channel

### RSE-V&V LTE Band 5 BW3 CH20525

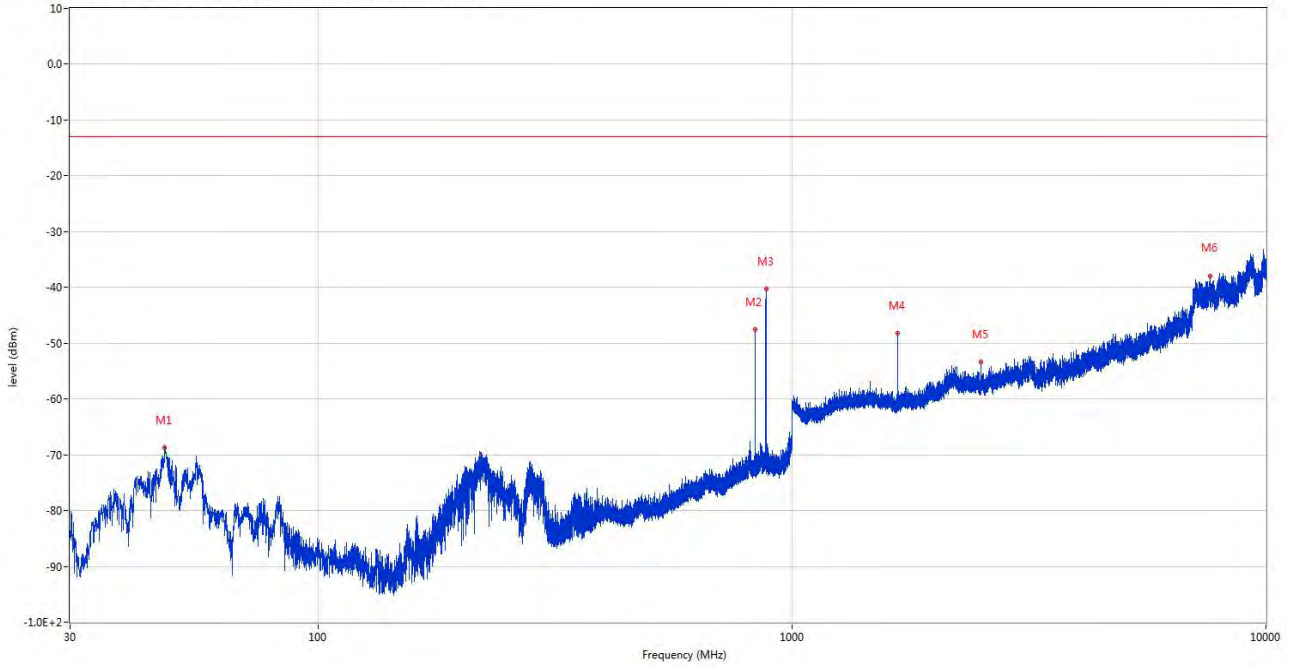
RSE Test case\_FCC PART22&24&27\_FCC PART 22\_850\_GSM 850&CDMA BC0&WCDMA B5&LTE B5&26



Frequency (MHz)	Result (dBm)	Factor (dB)	PK Limit (dBm)	Over Limit (dB)	Table (o)	ANT	EUT	Verdict
47.993	-67.92	-16.29	-13.0	-54.92	241.00	Vertical	Vertical	Pass
835.197	-46.56	-1.35	-13.0	-33.56	144.00	Vertical	Vertical	N/A
882.193	-40.38	-1.23	-13.0	-27.38	0.00	Vertical	Vertical	N/A
1670.600	-48.27	-3.66	-13.0	-35.27	37.00	Vertical	Vertical	Pass
2505.600	-51.79	0.90	-13.0	-38.79	360.00	Vertical	Vertical	Pass
7258.600	-38.69	31.14	-13.0	-25.69	77.00	Vertical	Vertical	Pass

RSE-V&H LTE Band 5 BW3 CH20525

RSE Test case\_FCC PART22&24&27\_FCC PART 22.850\_GSM 850&CDMA BC0&WCDMA B5&LTE B5&26

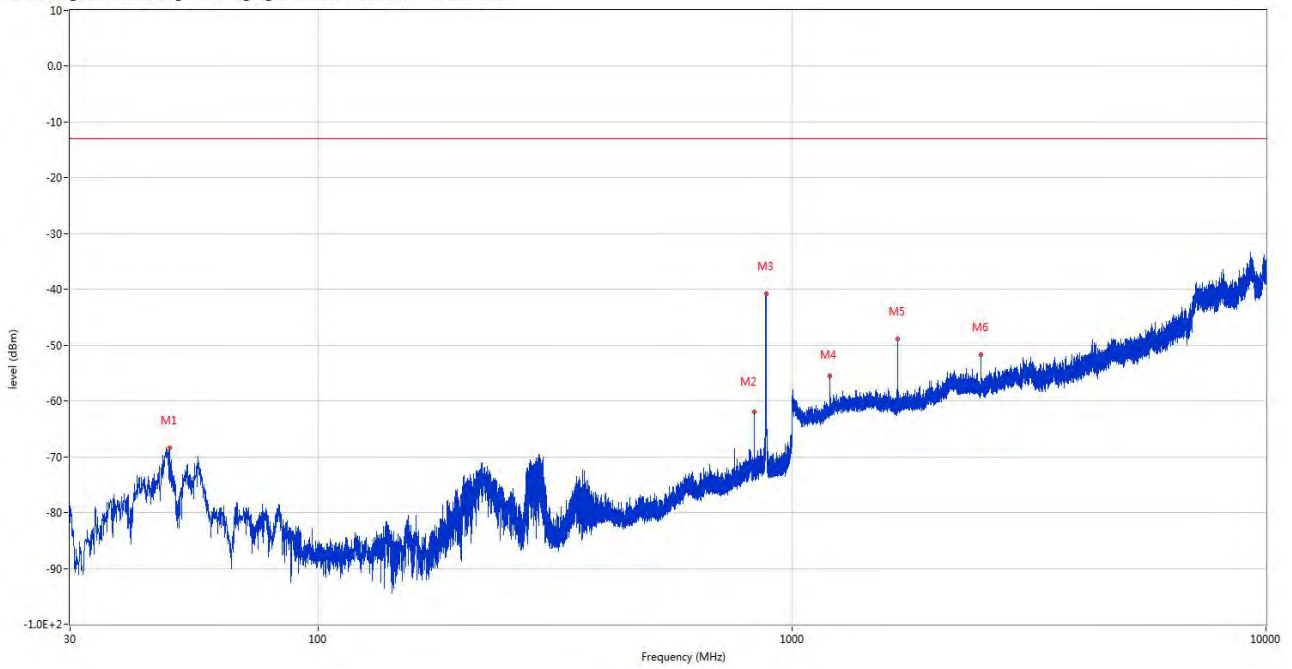


Frequency (MHz)	Result (dBm)	Factor (dB)	PK Limit (dBm)	Over Limit (dB)	Table (o)	ANT	EUT	Verdict
47.508	-68.70	-16.32	-13.0	-55.70	245.00	Vertical	Horizontal	Pass
835.197	-47.63	-1.35	-13.0	-34.63	0.00	Vertical	Horizontal	N/A
882.048	-40.29	-1.23	-13.0	-27.29	0.00	Vertical	Horizontal	N/A
1670.500	-48.18	-3.66	-13.0	-35.18	329.00	Vertical	Horizontal	Pass
2505.600	-53.37	0.90	-13.0	-40.37	360.00	Vertical	Horizontal	Pass
7628.200	-37.91	30.88	-13.0	-24.91	176.00	Vertical	Horizontal	Pass

### 10.3 LTE Band 5 BW5, Middle Channel

#### RSE-V&V LTE Band 5 BW5 CH20525

RSE Test case\_FCC PART22&24&27\_FCC PART 22\_850\_GSM 850&CDMA BC0&WCDMA B5&LTE B5&26

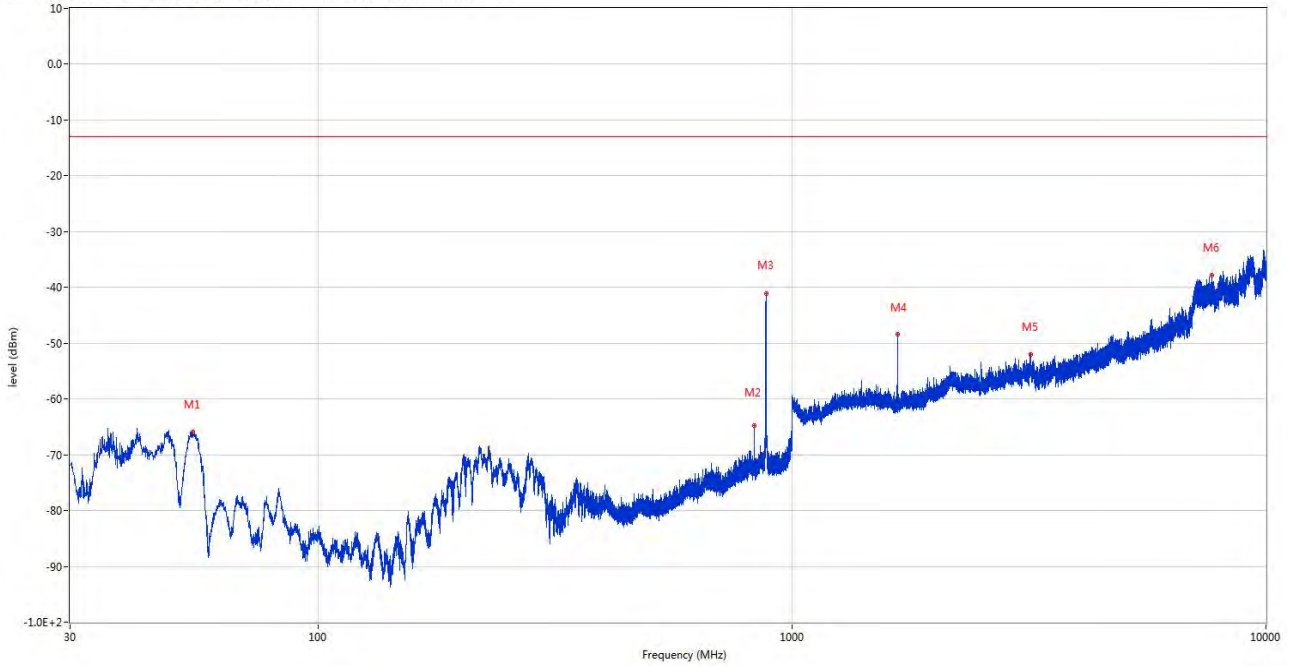


Frequency (MHz)	Result (dBm)	Factor (dB)	PK Limit (dBm)	Over Limit (dB)	Table (o)	ANT	EUT	Verdict
48.575	-68.41	-16.24	-13.0	-55.41	282.00	Vertical	Vertical	Pass
834.421	-62.03	-1.36	-13.0	-49.03	130.00	Vertical	Vertical	N/A
883.455	-40.80	-1.26	-13.0	-27.80	0.00	Vertical	Vertical	N/A
1201.100	-55.50	-3.21	-13.0	-42.50	94.00	Vertical	Vertical	Pass
1668.600	-48.97	-3.45	-13.0	-35.97	38.00	Vertical	Vertical	Pass
2502.700	-51.69	0.62	-13.0	-38.69	1.00	Vertical	Vertical	Pass



RSE-V&H LTE Band 5 BW5 CH20525

RSE Test case\_FCC PART22&24&27\_FCC PART 22\_850\_GSM 850&CDMA BC0&WCDMA B5&LTE B5&26

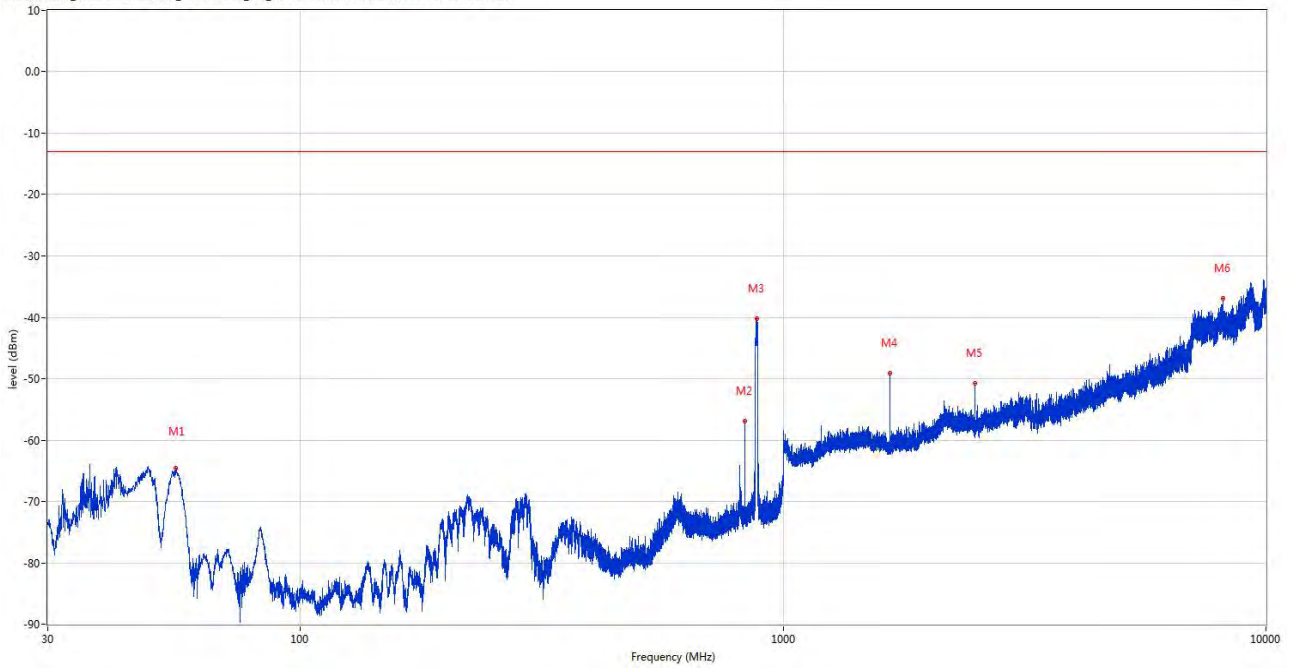


Frequency (MHz)	Result (dBm)	Factor (dB)	PK Limit (dBm)	Over Limit (dB)	Table (o)	ANT	EUT	Verdict
54.395	-66.00	-18.30	-13.0	-53.00	284.00	Vertical	Horizontal	Pass
834.372	-64.77	-1.37	-13.0	-51.77	303.00	Vertical	Horizontal	N/A
881.417	-41.16	-1.31	-13.0	-28.16	0.00	Vertical	Horizontal	N/A
1668.800	-48.47	-3.47	-13.0	-35.47	328.00	Vertical	Horizontal	Pass
3189.000	-52.01	5.11	-13.0	-39.01	13.00	Vertical	Horizontal	Pass
7690.000	-37.83	31.49	-13.0	-24.83	39.00	Vertical	Horizontal	Pass

## 10.4 LTE Band 5 BW10, Middle Channel

### RSE-V&V LTE Band 5 BW10 CH20525

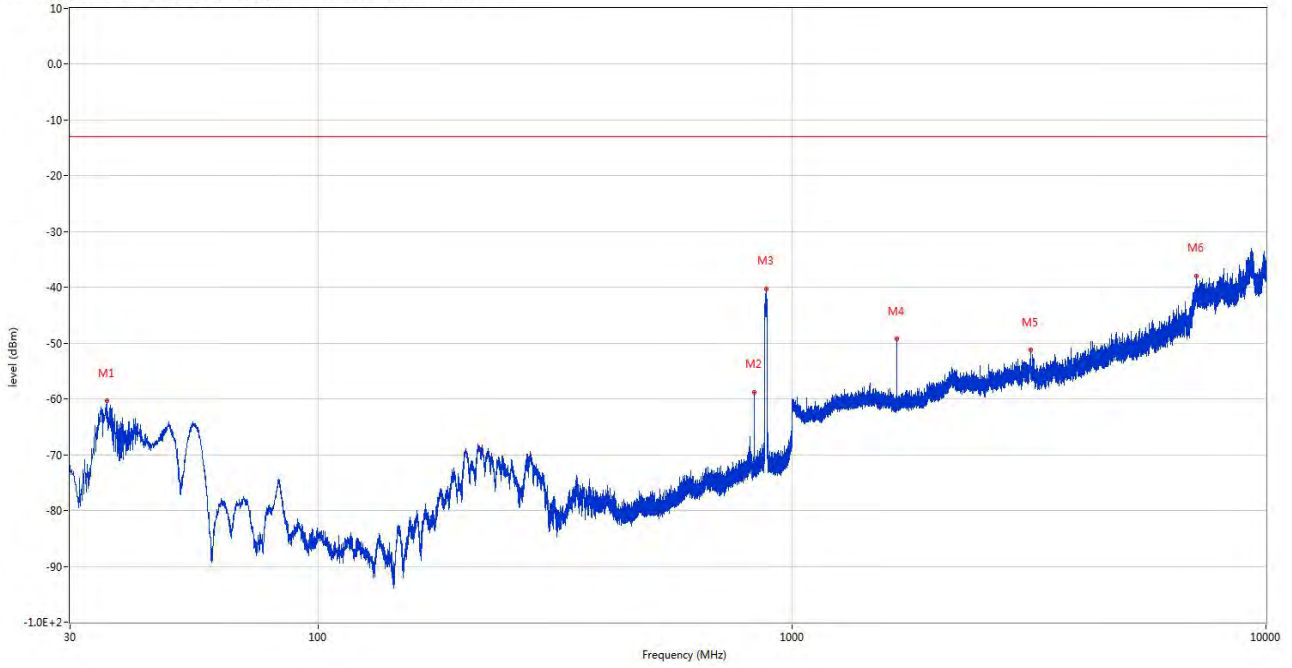
RSE Test case\_FCC PART22&24&27\_FCC PART 22\_850\_GSM 850&CDMA BC0&WCDMA B5&LTE B5&26



Frequency (MHz)	Result (dBm)	Factor (dB)	PK Limit (dBm)	Over Limit (dB)	Table (o)	ANT	EUT	Verdict
55.220	-64.55	-18.13	-13.0	-51.55	220.00	Vertical	Vertical	Pass
832.044	-56.95	-1.40	-13.0	-43.95	87.00	Vertical	Vertical	N/A
883.212	-40.30	-1.26	-13.0	-27.30	0.00	Vertical	Vertical	N/A
1663.900	-49.15	-3.70	-13.0	-36.15	39.00	Vertical	Vertical	Pass
2496.300	-50.80	0.46	-13.0	-37.80	193.00	Vertical	Vertical	Pass
8132.500	-36.92	33.15	-13.0	-23.92	136.00	Vertical	Vertical	Pass

RSE-V&H LTE Band 5 BW10 CH20525

RSE Test case\_FCC PART22&24&27\_FCC PART 22\_850\_GSM 850&CDMA BC0&WCDMA B5&LTE B5&26

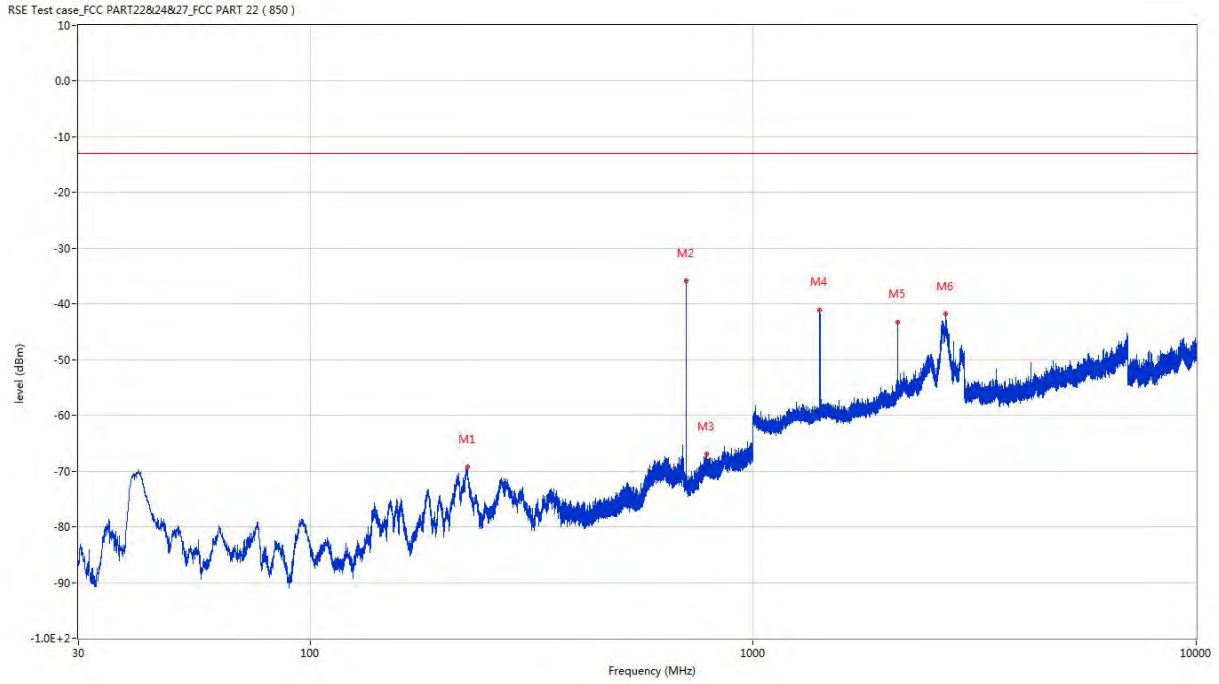


Frequency (MHz)	Result (dBm)	Factor (dB)	PK Limit (dBm)	Over Limit (dB)	Table (o)	ANT	EUT	Verdict
35.917	-60.38	-18.80	-13.0	-47.38	247.00	Vertical	Horizontal	Pass
831.996	-58.82	-1.40	-13.0	-45.82	1.00	Vertical	Horizontal	N/A
882.582	-40.22	-1.24	-13.0	-27.22	0.00	Vertical	Horizontal	N/A
1664.200	-49.18	-3.66	-13.0	-36.18	308.00	Vertical	Horizontal	Pass
3189.600	-51.27	5.07	-13.0	-38.27	283.00	Vertical	Horizontal	Pass
7139.650	-37.92	31.19	-13.0	-24.92	360.00	Vertical	Horizontal	Pass

# 11 LTE Band 12

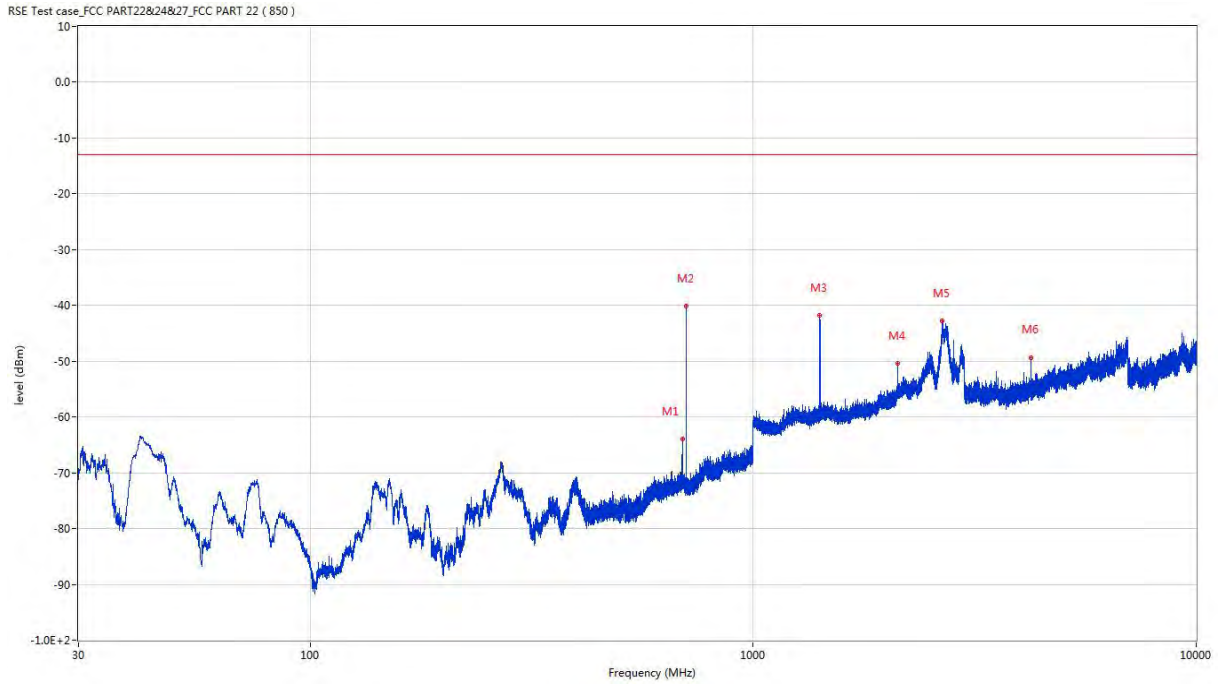
## 11.1 LTE Band 12 BW1.4, Middle Channel

RSE-H&H LTE Band 12 BW1.4 CH23095



Frequency (MHz)	Result (dBm)	Factor (dB)	PK Limit (dBm)	Over Limit (dB)	Table (o)	ANT	EUT	Verdict
226.522	-69.22	-14.32	-13.0	-56.22	37.00	Horizontal	Horizontal	Pass
707.157	-35.84	-0.53	-13.0	-22.84	341.00	Horizontal	Horizontal	N/A
785.097	-66.96	2.21	-13.0	-53.96	243.00	Horizontal	Horizontal	Pass
1414.600	-41.05	-4.86	-13.0	-28.05	252.00	Horizontal	Horizontal	Pass
2121.600	-43.20	-1.15	-13.0	-30.20	271.00	Horizontal	Horizontal	Pass
2718.100	-41.73	12.15	-13.0	-28.73	193.00	Horizontal	Horizontal	Pass

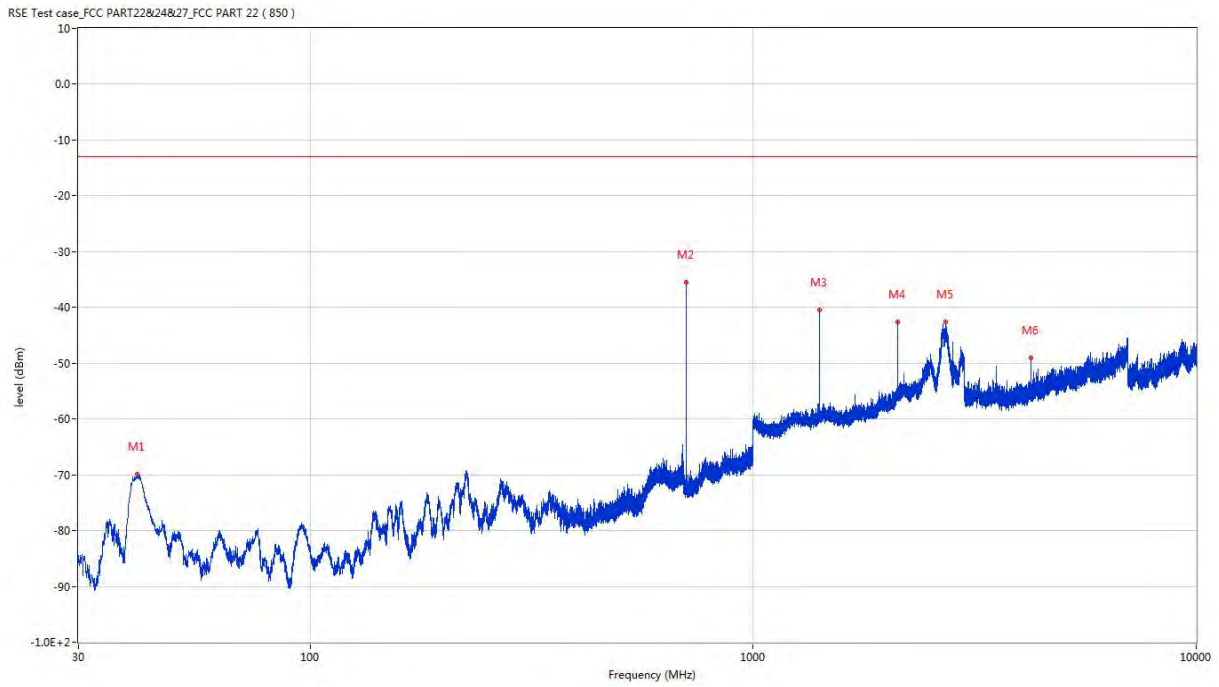
RSE-V&H LTE Band 12 BW1.4 CH23095



Frequency (MHz)	Result (dBm)	Factor (dB)	PK Limit (dBm)	Over Limit (dB)	Table (o)	ANT	EUT	Verdict
691.637	-64.02	-0.49	-13.0	-51.02	51.00	Vertical	Horizontal	Pass
707.060	-40.18	-0.53	-13.0	-27.18	236.00	Vertical	Horizontal	N/A
1414.500	-41.79	-4.85	-13.0	-28.79	321.00	Vertical	Horizontal	Pass
2121.700	-50.37	-1.14	-13.0	-37.37	97.00	Vertical	Horizontal	Pass
2675.700	-42.81	10.43	-13.0	-29.81	0.00	Vertical	Horizontal	Pass
4242.800	-49.39	2.50	-13.0	-36.39	166.00	Vertical	Horizontal	Pass

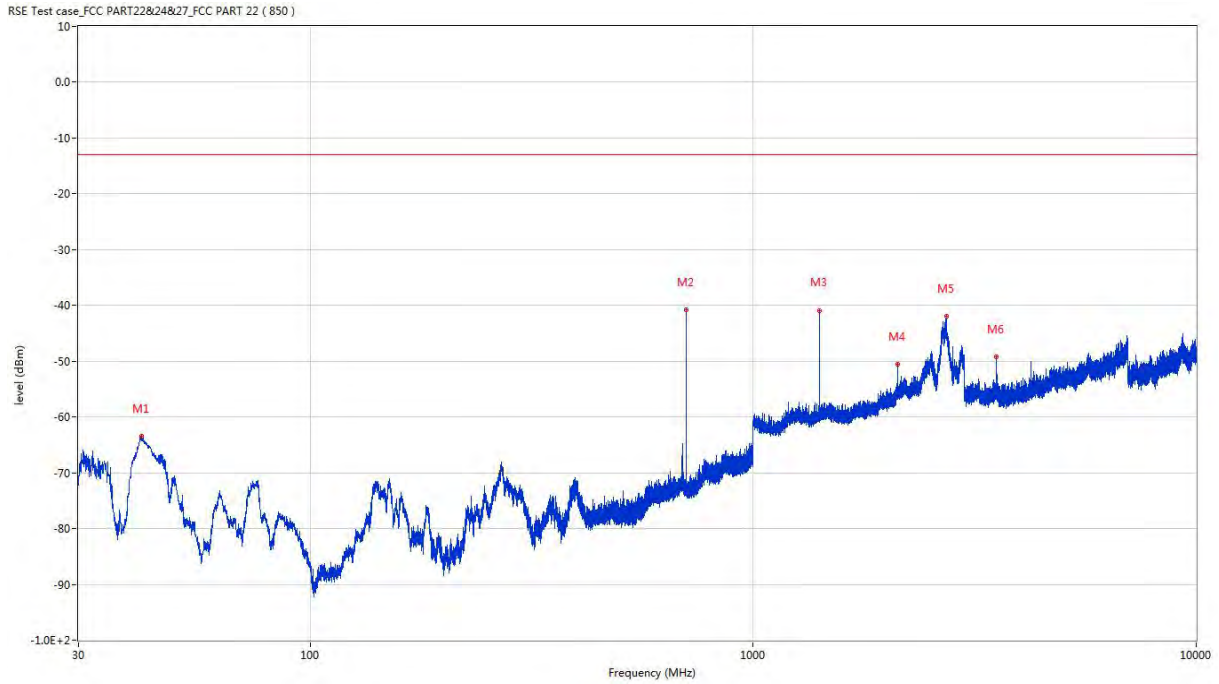
## 11.2 LTE Band 12 BW3, Middle Channel

RSE-H&H LTE Band 12 BW3 CH23095



Frequency (MHz)	Result (dBm)	Factor (dB)	PK Limit (dBm)	Over Limit (dB)	Table (o)	ANT	EUT	Verdict
40.718	-69.94	-17.92	-13.0	-56.94	123.00	Horizontal	Horizontal	Pass
706.235	-35.45	-0.53	-13.0	-22.45	334.00	Horizontal	Horizontal	N/A
1412.900	-40.49	-4.83	-13.0	-27.49	14.00	Horizontal	Horizontal	Pass
2119.200	-42.64	-1.37	-13.0	-29.64	262.00	Horizontal	Horizontal	Pass
2716.900	-42.53	11.73	-13.0	-29.53	57.00	Horizontal	Horizontal	Pass
4237.800	-49.09	2.54	-13.0	-36.09	267.00	Horizontal	Horizontal	Pass

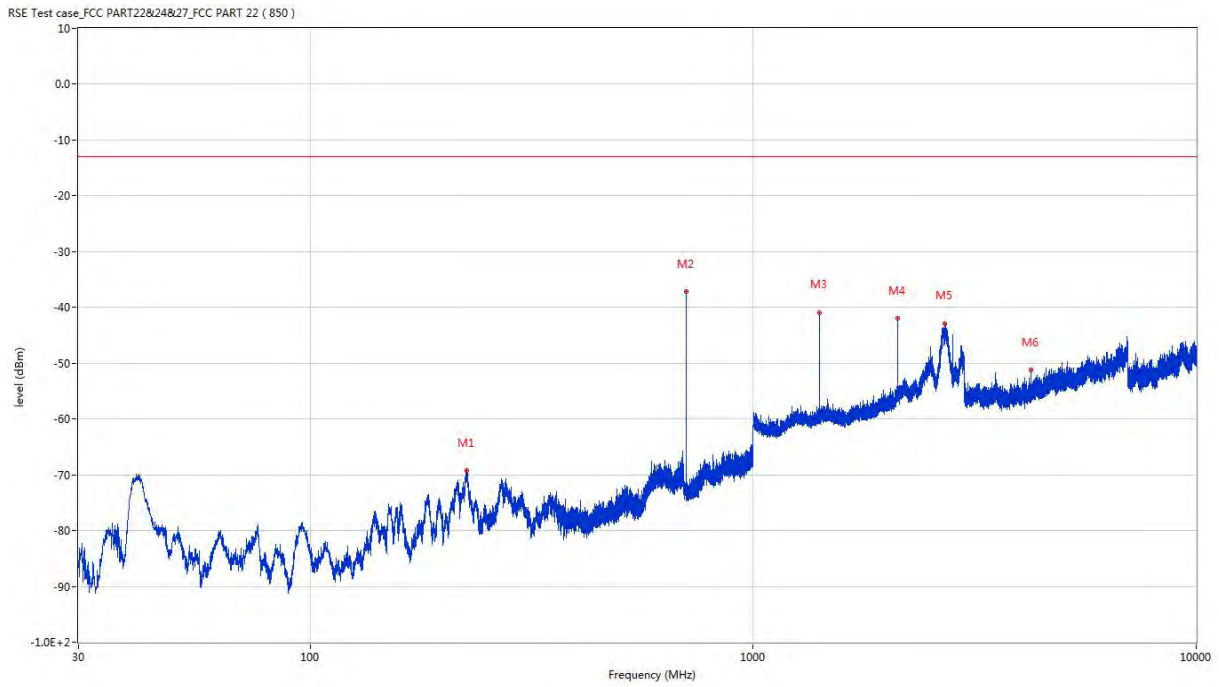
RSE-V&H LTE Band 12 BW3 CH23095



Frequency (MHz)	Result (dBm)	Factor (dB)	PK Limit (dBm)	Over Limit (dB)	Table (o)	ANT	EUT	Verdict
41.592	-63.46	-17.67	-13.0	-50.46	128.00	Vertical	Horizontal	Pass
706.284	-40.84	-0.53	-13.0	-27.84	255.00	Vertical	Horizontal	N/A
1412.900	-40.90	-4.83	-13.0	-27.90	326.00	Vertical	Horizontal	Pass
2119.300	-50.54	-1.36	-13.0	-37.54	86.00	Vertical	Horizontal	Pass
2725.600	-41.93	12.41	-13.0	-28.93	272.00	Vertical	Horizontal	Pass
3531.400	-49.30	2.47	-13.0	-36.30	147.00	Vertical	Horizontal	Pass

### 11.3 LTE Band 12 BW5, Middle Channel

RSE-H&H LTE Band 12 BW5 CH23095

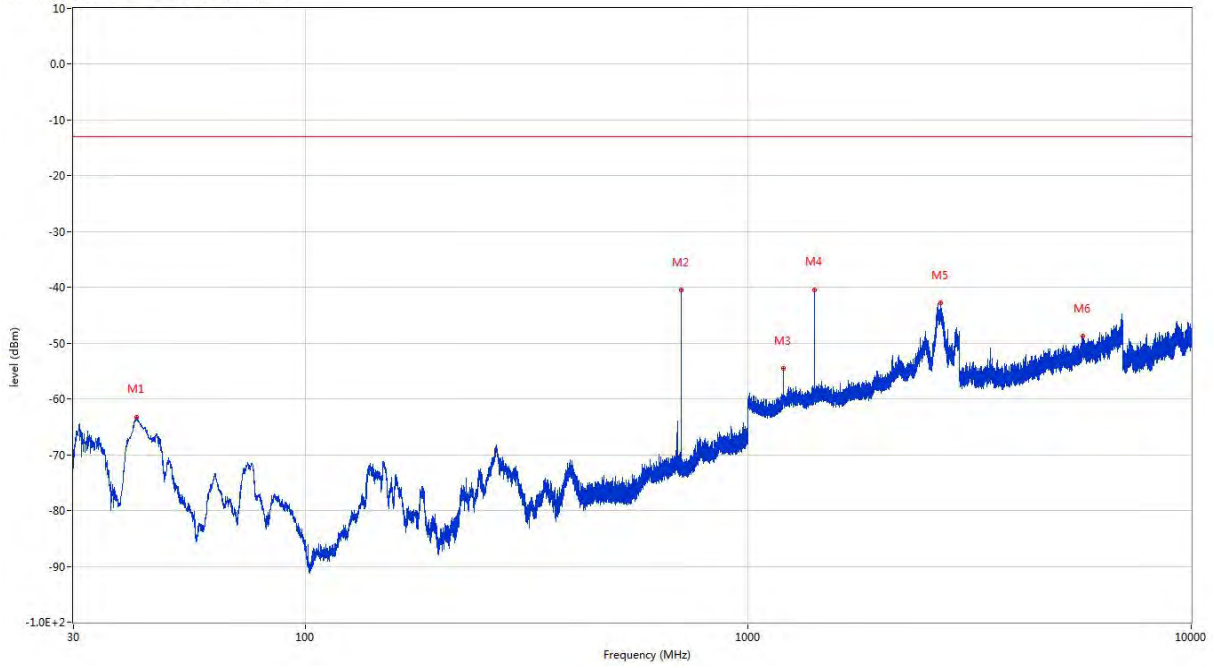


Frequency (MHz)	Result (dBm)	Factor (dB)	PK Limit (dBm)	Over Limit (dB)	Table (o)	ANT	EUT	Verdict
225.697	-69.27	-14.41	-13.0	-56.27	47.00	Horizontal	Horizontal	Pass
705.411	-37.19	-0.52	-13.0	-24.19	329.00	Horizontal	Horizontal	N/A
1411.200	-40.89	-4.88	-13.0	-27.89	259.00	Horizontal	Horizontal	Pass
2116.500	-42.01	-1.07	-13.0	-29.01	259.00	Horizontal	Horizontal	Pass
2702.600	-42.95	10.22	-13.0	-29.95	270.00	Horizontal	Horizontal	Pass
4232.800	-51.28	2.52	-13.0	-38.28	216.00	Horizontal	Horizontal	Pass



RSE-V&H LTE Band 12 BW5 CH23095

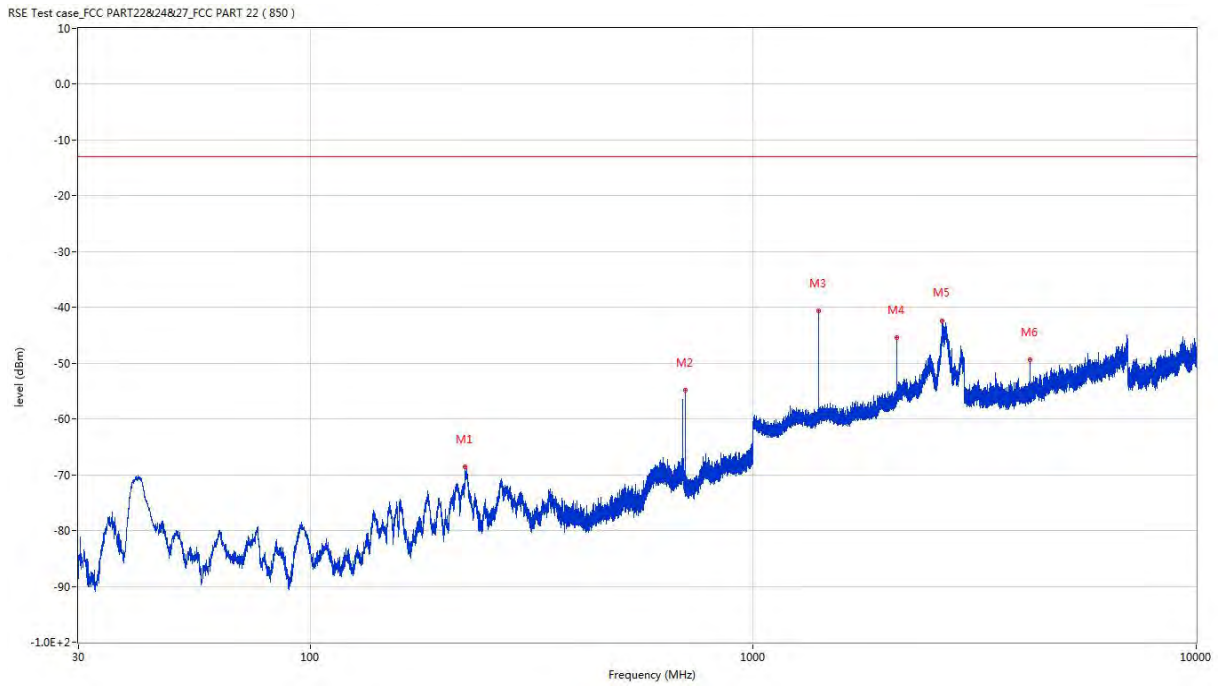
RSE Test case\_FCC PART22&24&27\_FCC PART 22 ( 850 )



Frequency (MHz)	Result (dBm)	Factor (dB)	PK Limit (dBm)	Over Limit (dB)	Table (o)	ANT	EUT	Verdict
41.592	-63.22	-17.67	-13.0	-50.22	360.00	Vertical	Horizontal	Pass
705.314	-40.49	-0.52	-13.0	-27.49	249.00	Vertical	Horizontal	N/A
1199.300	-54.52	-5.29	-13.0	-41.52	277.00	Vertical	Horizontal	Pass
1411.100	-40.37	-4.88	-13.0	-27.37	323.00	Vertical	Horizontal	Pass
2718.000	-42.83	12.12	-13.0	-29.83	334.00	Vertical	Horizontal	Pass
5700.800	-48.74	5.56	-13.0	-35.74	150.00	Vertical	Horizontal	Pass

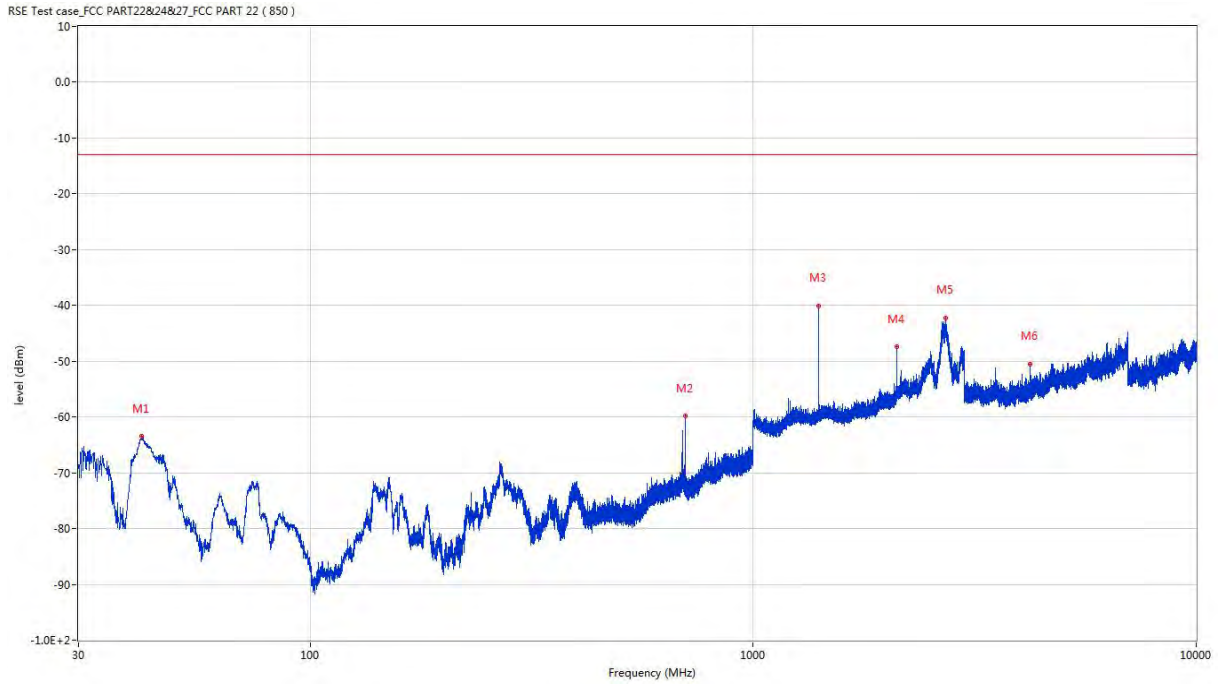
## 11.4 LTE Band 12 BW10, Middle Channel

RSE-H&H LTE Band 12 BW10 CH23095



Frequency (MHz)	Result (dBm)	Factor (dB)	PK Limit (dBm)	Over Limit (dB)	Table (o)	ANT	EUT	Verdict
223.903	-68.49	-14.45	-13.0	-55.49	47.00	Horizontal	Horizontal	Pass
703.180	-54.86	-0.51	-13.0	-41.86	334.00	Horizontal	Horizontal	N/A
1406.600	-40.68	-4.79	-13.0	-27.68	0.00	Horizontal	Horizontal	Pass
2109.600	-45.39	-0.67	-13.0	-32.39	270.00	Horizontal	Horizontal	Pass
2672.500	-42.38	10.65	-13.0	-29.38	319.00	Horizontal	Horizontal	Pass
4219.000	-49.36	2.43	-13.0	-36.36	245.00	Horizontal	Horizontal	Pass

RSE-V&H LTE Band 12 BW10 CH23095



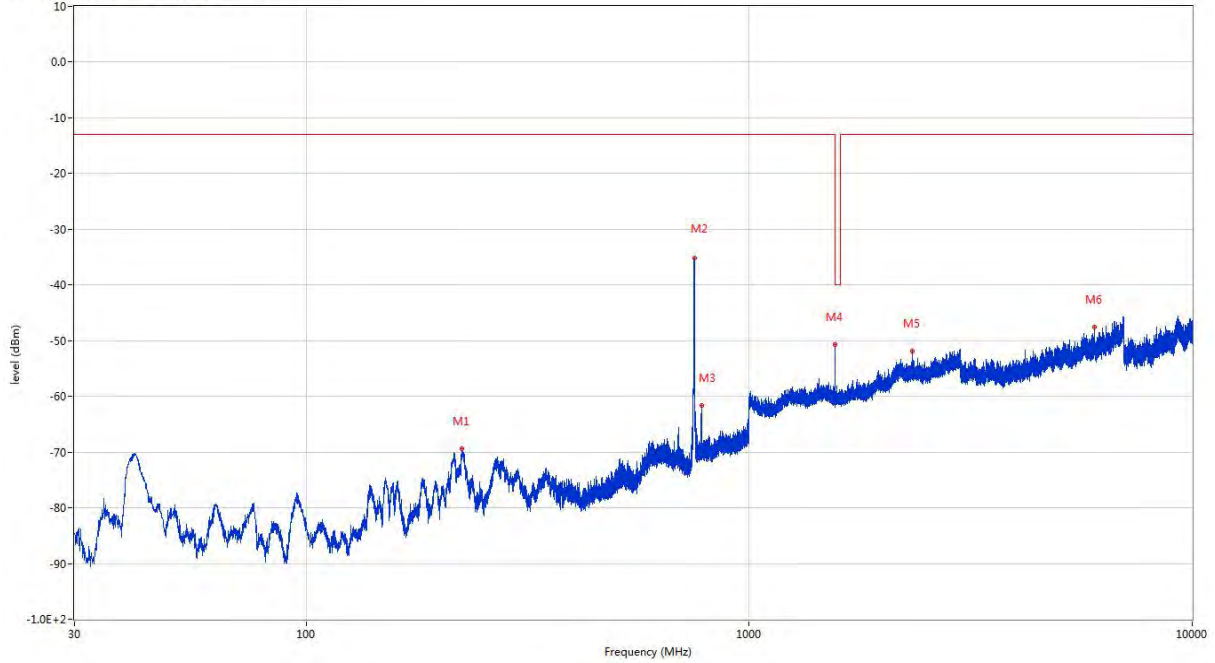
Frequency (MHz)	Result (dBm)	Factor (dB)	PK Limit (dBm)	Over Limit (dB)	Table (o)	ANT	EUT	Verdict
41.592	-63.45	-17.67	-13.0	-50.45	360.00	Vertical	Horizontal	Pass
703.180	-59.80	-0.51	-13.0	-46.80	252.00	Vertical	Horizontal	N/A
1406.600	-40.05	-4.79	-13.0	-27.05	356.00	Vertical	Horizontal	Pass
2109.800	-47.40	-0.66	-13.0	-34.40	287.00	Vertical	Horizontal	Pass
2721.000	-42.26	12.33	-13.0	-29.26	29.00	Vertical	Horizontal	Pass
4219.200	-50.49	2.39	-13.0	-37.49	360.00	Vertical	Horizontal	Pass

## 12 LTE Band 13

### 12.1 LTE Band 13 BW5, Middle Channel

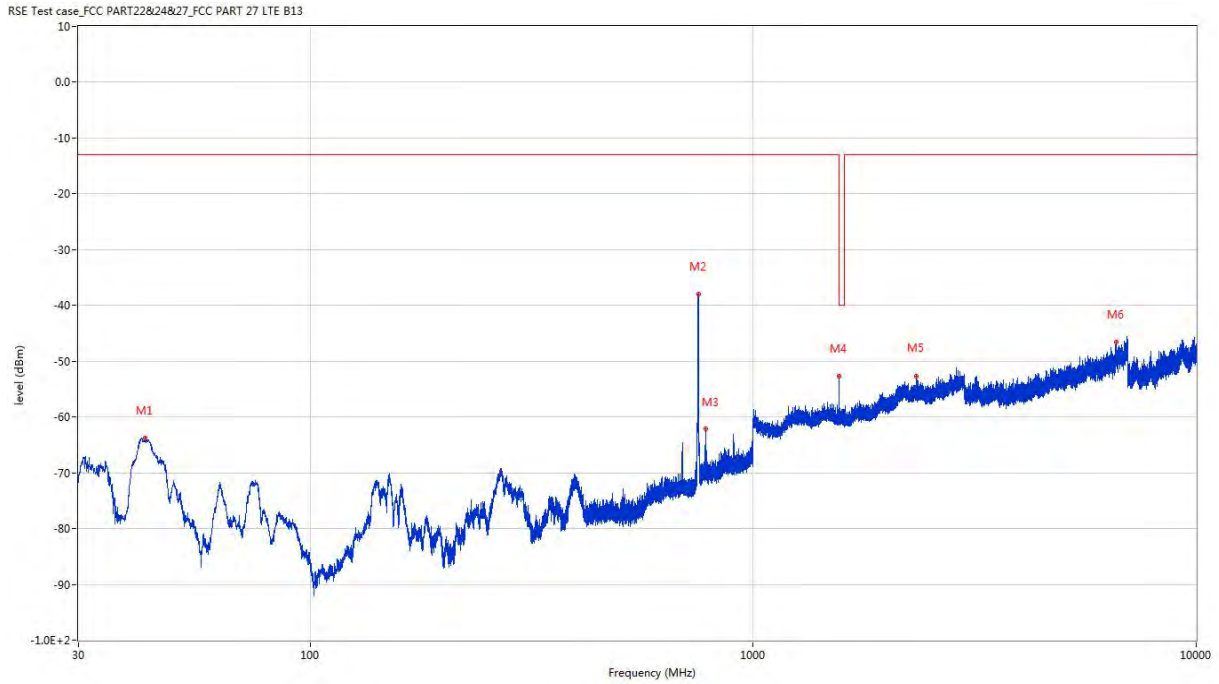
RSE-H&H LTE Band 13 BW5 CH23230

RSE Test case\_FCC PART22&24&27\_FCC PART 27 LTE B13



Frequency (MHz)	Result (dBm)	Factor (dB)	PK Limit (dBm)	Over Limit (dB)	Table (o)	ANT	EUT	Verdict
224.145	-69.43	-14.46	-13.0	-56.43	26.00	Horizontal	Horizontal	Pass
753.086	-35.23	-0.59	-13.0	-22.23	3.00	Horizontal	Horizontal	N/A
779.907	-61.64	2.24	-13.0	-48.64	243.00	Horizontal	Horizontal	N/A
1560.000	-50.72	-5.46	-40.0	-10.72	230.00	Horizontal	Horizontal	Pass
2340.200	-51.94	-1.09	-13.0	-38.94	237.00	Horizontal	Horizontal	Pass
6007.800	-47.60	6.01	-13.0	-34.60	91.00	Horizontal	Horizontal	Pass

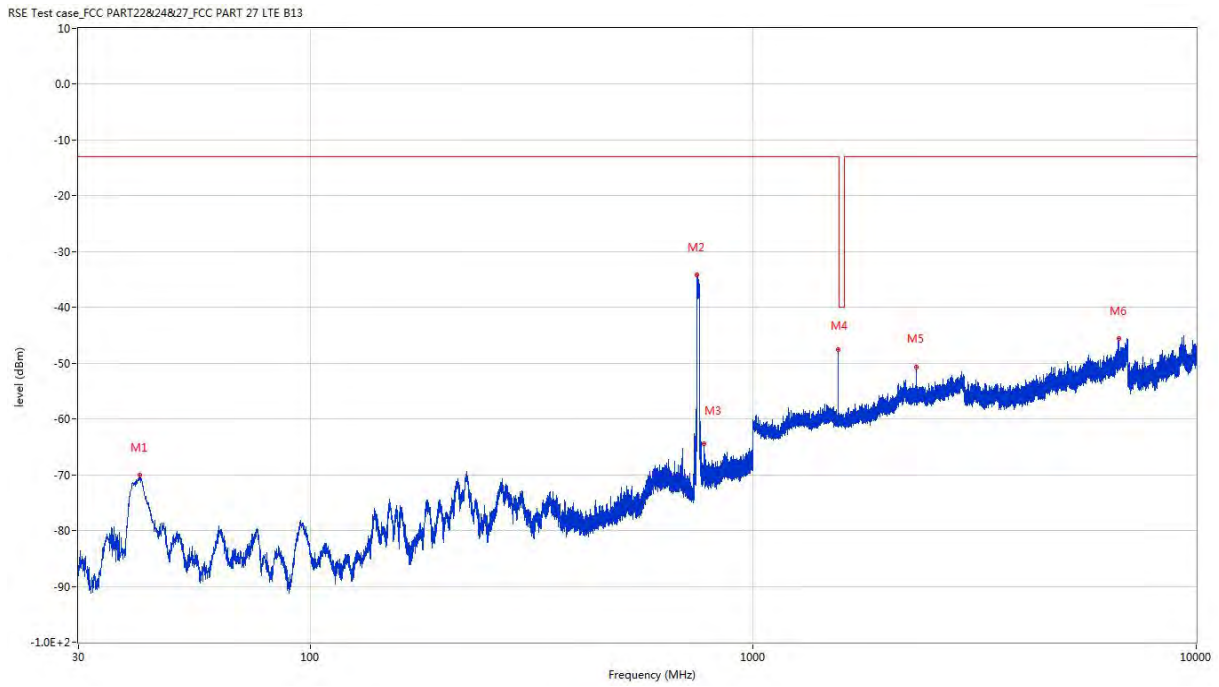
RSE-V&H LTE Band 13 BW5 CH23230



Frequency (MHz)	Result (dBm)	Factor (dB)	PK Limit (dBm)	Over Limit (dB)	Table (o)	ANT	EUT	Verdict
42.465	-63.84	-18.10	-13.0	-50.84	81.00	Vertical	Horizontal	Pass
751.534	-37.98	-0.78	-13.0	-24.98	118.00	Vertical	Horizontal	N/A
779.907	-62.19	2.24	-13.0	-49.19	189.00	Vertical	Horizontal	N/A
1560.200	-52.74	-5.46	-40.0	-12.74	251.00	Vertical	Horizontal	Pass
2340.100	-52.64	-1.09	-13.0	-39.64	178.00	Vertical	Horizontal	Pass
6598.200	-46.63	7.62	-13.0	-33.63	121.00	Vertical	Horizontal	Pass

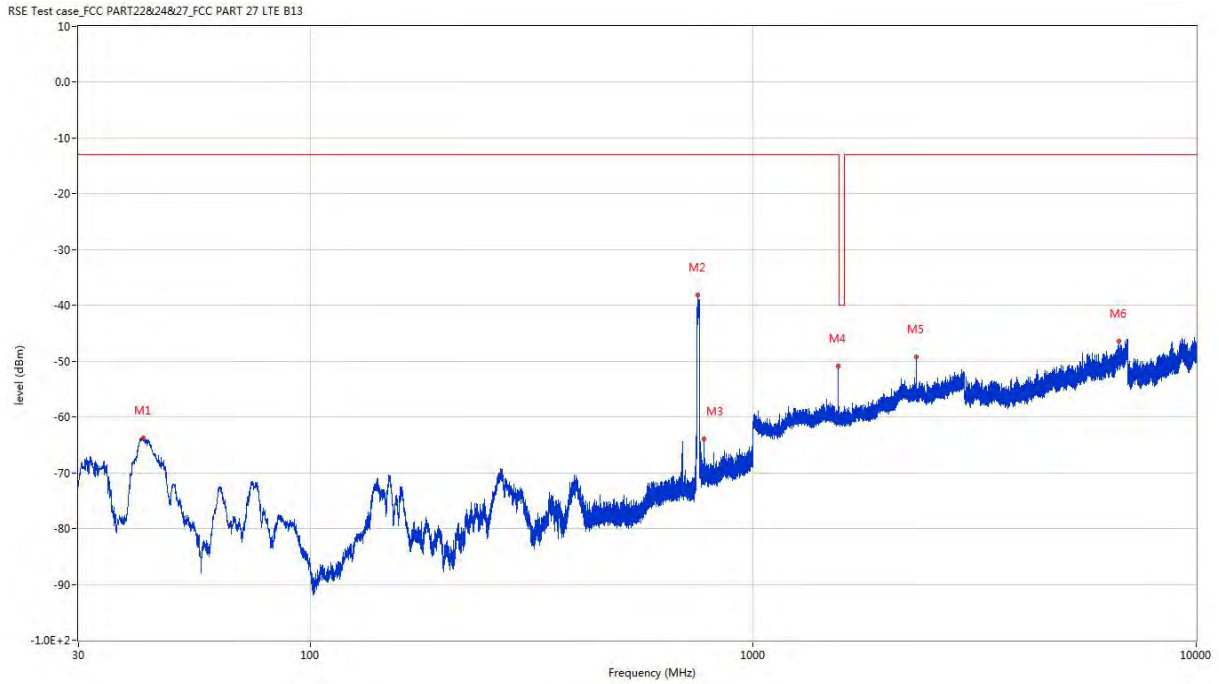
## 12.2 LTE Band 13 BW10, Middle Channel

RSE-H&H LTE Band 13 BW10 CH23230



Frequency (MHz)	Result (dBm)	Factor (dB)	PK Limit (dBm)	Over Limit (dB)	Table (o)	ANT	EUT	Verdict
41.300	-70.11	-17.84	-13.0	-57.11	124.00	Horizontal	Horizontal	Pass
746.927	-34.12	-0.89	-13.0	-21.12	5.00	Horizontal	Horizontal	N/A
773.214	-64.46	1.87	-13.0	-51.46	187.00	Horizontal	Horizontal	N/A
1555.600	-47.58	-5.56	-13.0	-34.58	108.00	Horizontal	Horizontal	Pass
2333.200	-50.70	-0.54	-13.0	-37.70	248.00	Horizontal	Horizontal	Pass
6676.200	-45.51	7.87	-13.0	-32.51	21.00	Horizontal	Horizontal	Pass

RSE-V&H LTE Band 13 BW10 CH23230



Frequency (MHz)	Result (dBm)	Factor (dB)	PK Limit (dBm)	Over Limit (dB)	Table (o)	ANT	EUT	Verdict
41.931	-63.72	-17.75	-13.0	-50.72	101.00	Vertical	Horizontal	Pass
750.516	-38.06	-0.88	-13.0	-25.06	122.00	Vertical	Horizontal	N/A
773.311	-63.97	1.88	-13.0	-50.97	187.00	Vertical	Horizontal	N/A
1555.600	-50.90	-5.56	-13.0	-37.90	31.00	Vertical	Horizontal	Pass
2333.300	-49.23	-0.53	-13.0	-36.23	193.00	Vertical	Horizontal	Pass
6693.600	-46.43	7.80	-13.0	-33.43	175.00	Vertical	Horizontal	Pass