

Annex A.7. Field Strength of Spurious Radiation

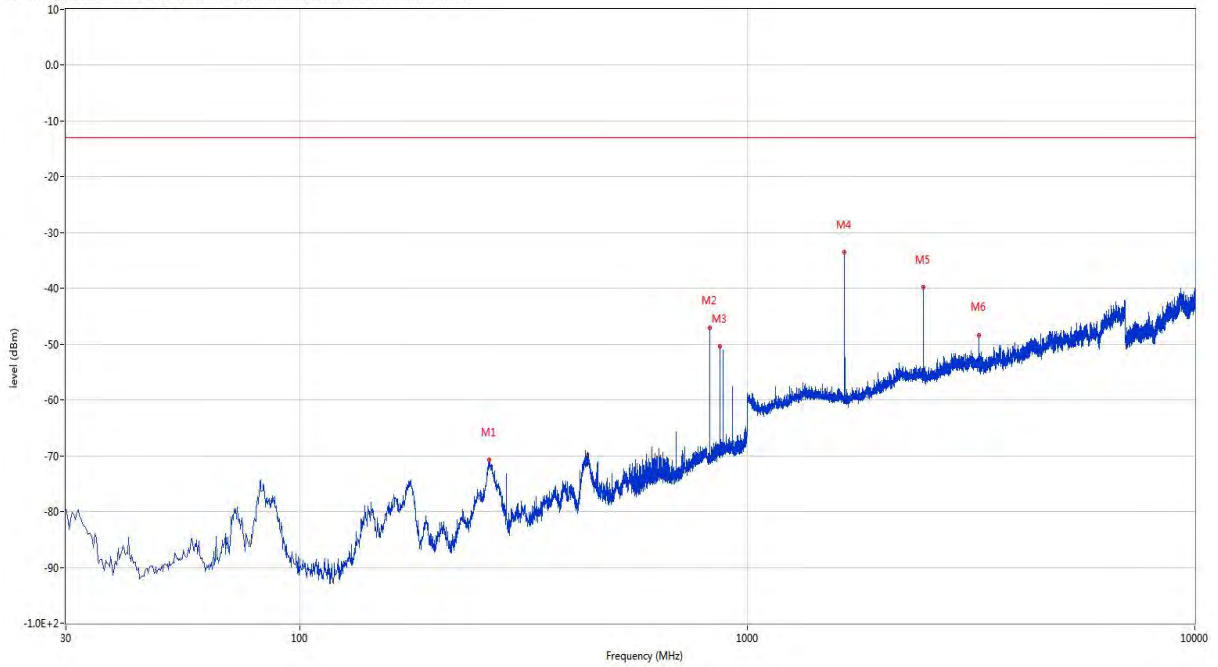
GPRS

1 GPRS 850

1.1 GPRS 850 Low Channel

RSE-H&H GPRS 850 CH128

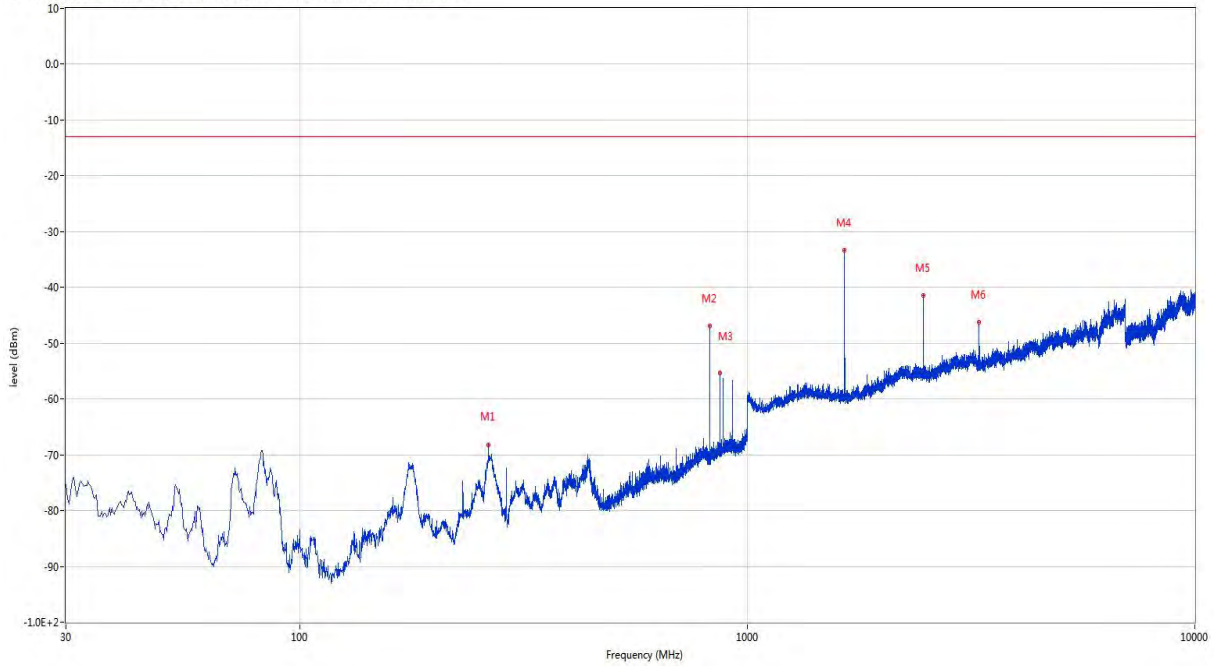
RSE Test case_FCC PART22&24&27_FCC PART 22_850_GSM 850&CDMA BC0&WCDMA B5<E B5&26



Frequency (MHz)	Result (dBm)	Factor (dB)	PK Limit (dBm)	Over Limit (dB)	Table (o)	ANT	EUT	Verdict
264.983	-70.74	-13.77	-13.0	-57.74	139.00	Horizontal	Horizontal	Pass
824.188	-47.05	1.90	-13.0	-34.05	82.00	Horizontal	Horizontal	N/A
869.292	-50.44	2.50	-13.0	-37.44	163.00	Horizontal	Horizontal	N/A
1649.000	-33.50	-5.84	-13.0	-20.50	123.00	Horizontal	Horizontal	Pass
2473.000	-39.81	-0.57	-13.0	-26.81	246.00	Horizontal	Horizontal	Pass
3297.000	-48.34	3.43	-13.0	-35.34	76.00	Horizontal	Horizontal	Pass

RSE-V&H GPRS 850 CH128

RSE Test case_FCC PART22&24&27_FCC PART 22.850_GSM 850&CDMA BC0&WCDMA B5<E B5&26

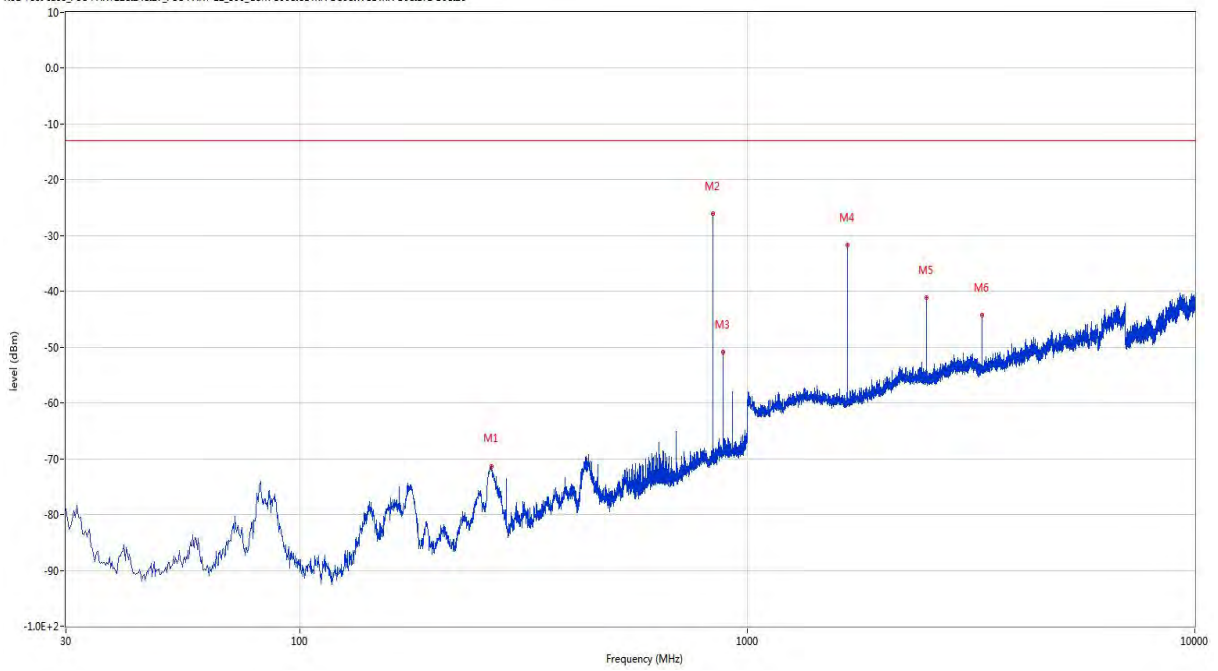


Frequency (MHz)	Result (dBm)	Factor (dB)	PK Limit (dBm)	Over Limit (dB)	Table (o)	ANT	EUT	Verdict
264.013	-68.30	-13.78	-13.0	-55.30	59.00	Vertical	Horizontal	Pass
824.188	-46.95	1.90	-13.0	-33.95	159.00	Vertical	Horizontal	N/A
869.050	-55.30	2.49	-13.0	-42.30	350.00	Vertical	Horizontal	N/A
1648.500	-33.42	-5.82	-13.0	-20.42	321.00	Vertical	Horizontal	Pass
2473.000	-41.40	-0.57	-13.0	-28.40	248.00	Vertical	Horizontal	Pass
3298.000	-46.24	3.44	-13.0	-33.24	160.00	Vertical	Horizontal	Pass

1.2 GPRS 850 Middle Channel

RSE-H&H GPRS 850 CH190

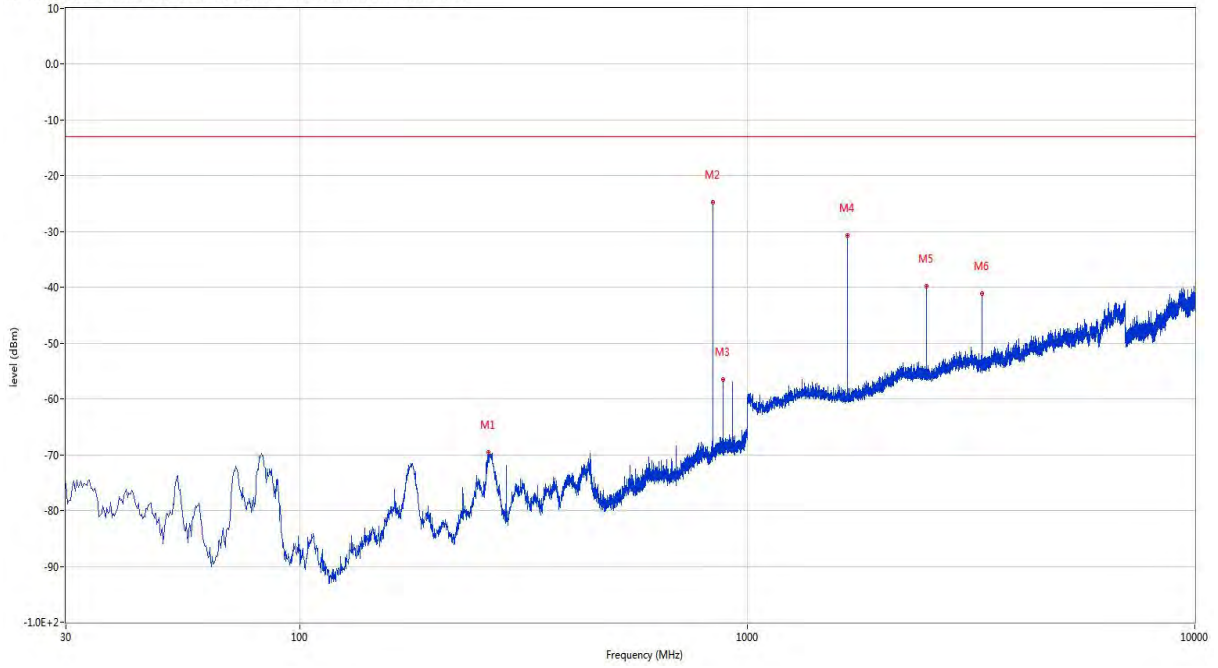
RSE Test case_FCC PART22&24&27_FCC PART 22_850_GSM 850&CDMA BC0&WCDMA B5<E B5&26



Frequency (MHz)	Result (dBm)	Factor (dB)	PK Limit (dBm)	Over Limit (dB)	Table (o)	ANT	EUT	Verdict
267.892	-71.31	-13.37	-13.0	-58.31	135.00	Horizontal	Horizontal	Pass
836.555	-26.04	2.24	-13.0	-13.04	100.00	Horizontal	Horizontal	N/A
881.660	-50.95	2.63	-13.0	-37.95	187.00	Horizontal	Horizontal	N/A
1674.000	-31.76	-5.61	-13.0	-18.76	121.00	Horizontal	Horizontal	Pass
2510.000	-41.19	-0.74	-13.0	-28.19	78.00	Horizontal	Horizontal	Pass
3347.000	-44.21	3.67	-13.0	-31.21	130.00	Horizontal	Horizontal	Pass

RSE-V&H GPRS 850 CH190

RSE Test case_FCC PART22&24&27_FCC PART 22.850_GSM 850&CDMA BC0&WCDMA B5<E B5&26

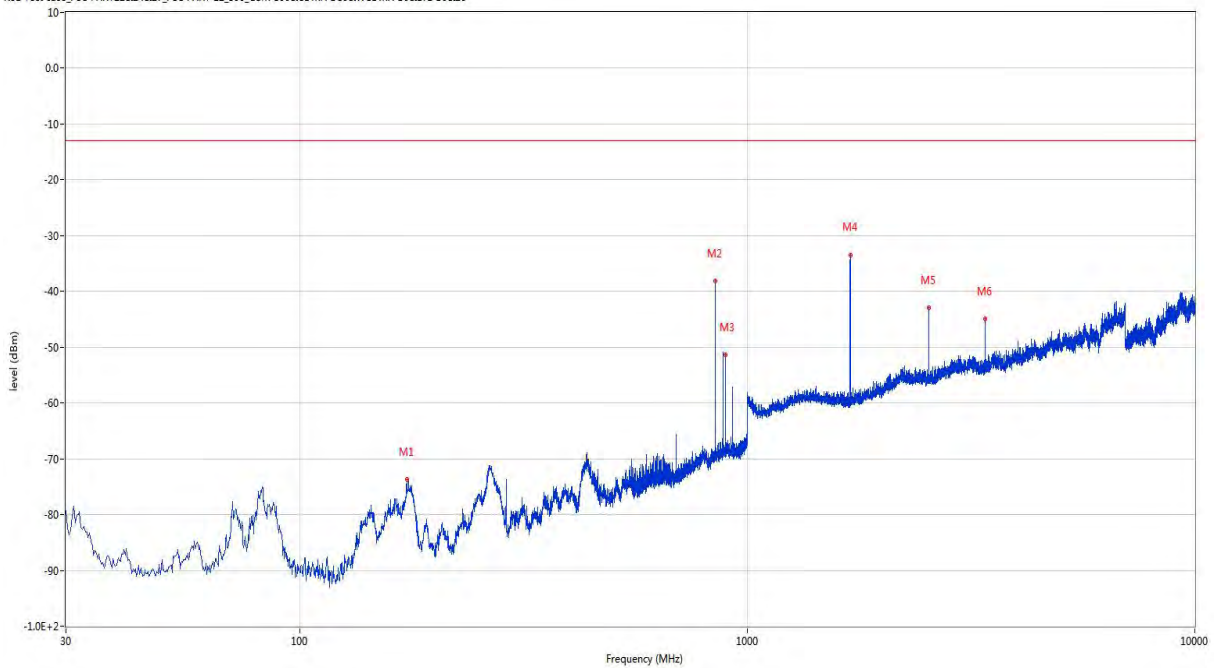


Frequency (MHz)	Result (dBm)	Factor (dB)	PK Limit (dBm)	Over Limit (dB)	Table (o)	ANT	EUT	Verdict
264.013	-69.55	-13.78	-13.0	-56.55	138.00	Vertical	Horizontal	Pass
836.798	-24.75	2.25	-13.0	-11.75	156.00	Vertical	Horizontal	N/A
881.660	-56.55	2.63	-13.0	-43.55	102.00	Vertical	Horizontal	N/A
1673.500	-30.75	-5.61	-13.0	-17.75	323.00	Vertical	Horizontal	Pass
2510.500	-39.87	-0.76	-13.0	-26.87	333.00	Vertical	Horizontal	Pass
3347.000	-41.19	3.67	-13.0	-28.19	326.00	Vertical	Horizontal	Pass

1.3 GPRS 850 High Channel

RSE-H&H GPRS 850 CH251

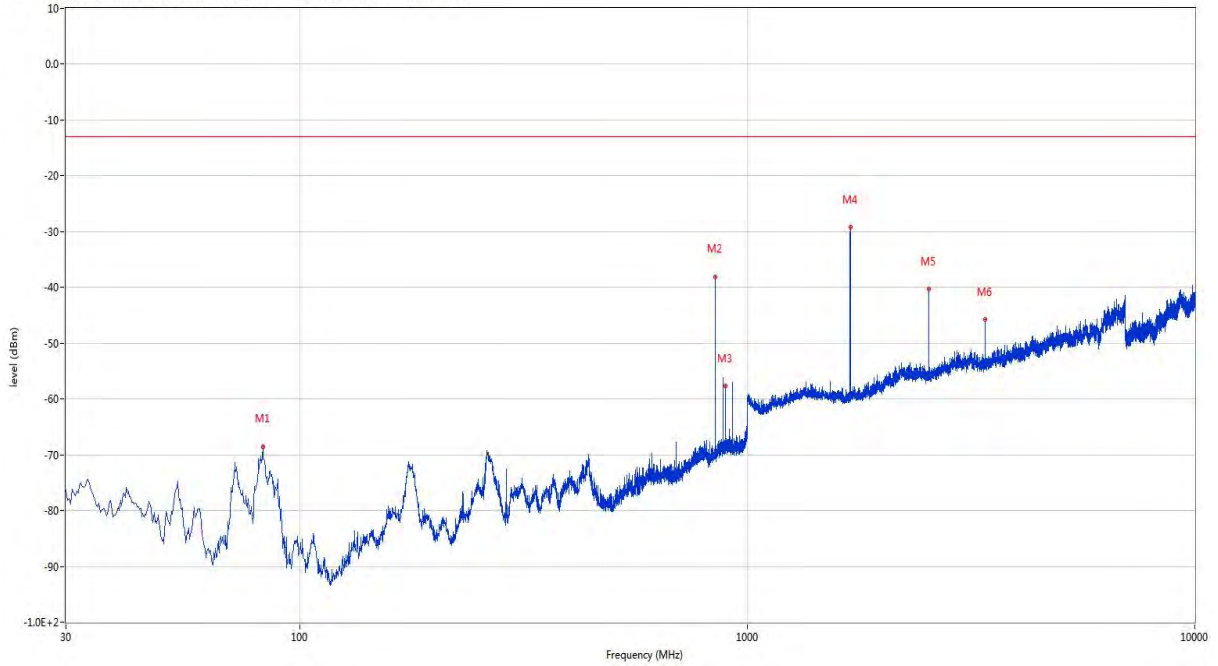
RSE Test case_FCC PART22&24&27_FCC PART 22_850_GSM 850&CDMA BC0&WCDMA B5<E B5&26



Frequency (MHz)	Result (dBm)	Factor (dB)	PK Limit (dBm)	Over Limit (dB)	Table (o)	ANT	EUT	Verdict
173.318	-73.73	-15.06	-13.0	-60.73	25.00	Horizontal	Horizontal	Pass
848.922	-38.21	2.45	-13.0	-25.21	85.00	Horizontal	Horizontal	N/A
893.785	-51.43	3.29	-13.0	-38.43	159.00	Horizontal	Horizontal	N/A
1698.000	-33.45	-5.49	-13.0	-20.45	135.00	Horizontal	Horizontal	Pass
2547.000	-42.90	-0.54	-13.0	-29.90	116.00	Horizontal	Horizontal	Pass
3396.000	-44.88	3.74	-13.0	-31.88	132.00	Horizontal	Horizontal	Pass

RSE-V&H GPRS 850 CH251

RSE Test case_FCC PART22&24&27_FCC PART 22.850_GSM 850&CDMA BC0&WCDMA B5<E B5&26

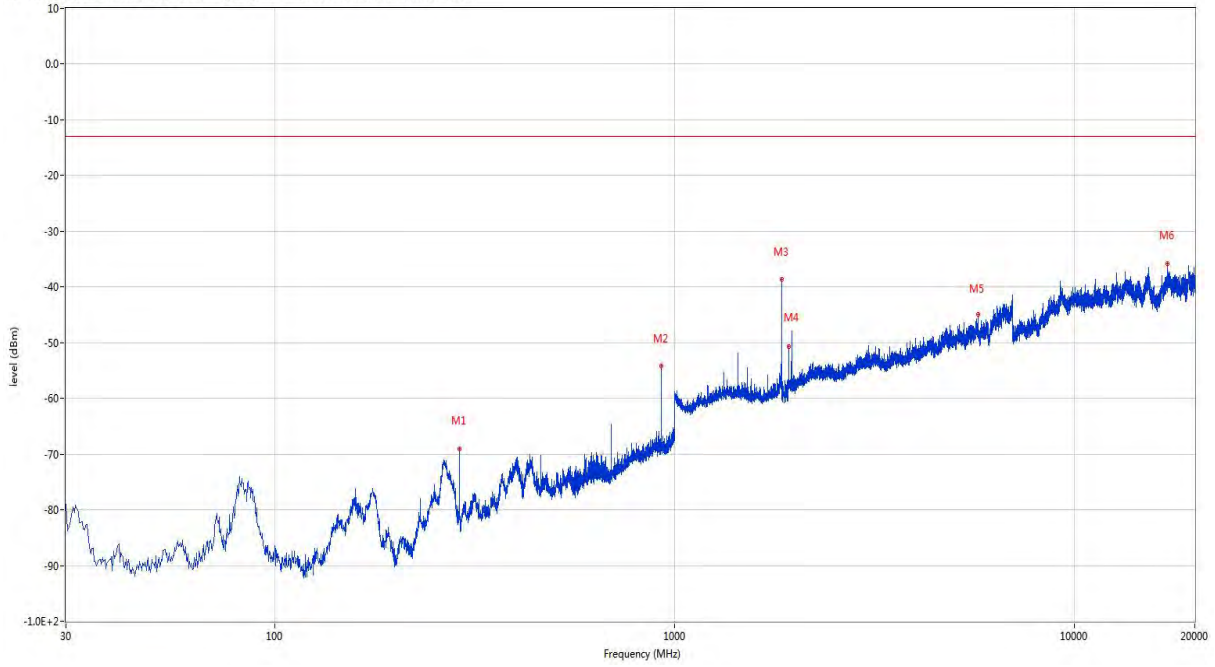


Frequency (MHz)	Result (dBm)	Factor (dB)	PK Limit (dBm)	Over Limit (dB)	Table (o)	ANT	EUT	Verdict
82.622	-68.50	-19.97	-13.0	-55.50	278.00	Vertical	Horizontal	Pass
848.922	-38.08	2.45	-13.0	-25.08	170.00	Vertical	Horizontal	N/A
893.785	-57.70	3.29	-13.0	-44.70	290.00	Vertical	Horizontal	N/A
1698.000	-29.19	-5.49	-13.0	-16.19	109.00	Vertical	Horizontal	Pass
2547.000	-40.30	-0.54	-13.0	-27.30	239.00	Vertical	Horizontal	Pass
3396.000	-46.13	3.74	-13.0	-33.13	329.00	Vertical	Horizontal	Pass

2 GPRS 1900
2.1 GPRS 1900 Low Channel

RSE-H&V GPRS 1900 CH512

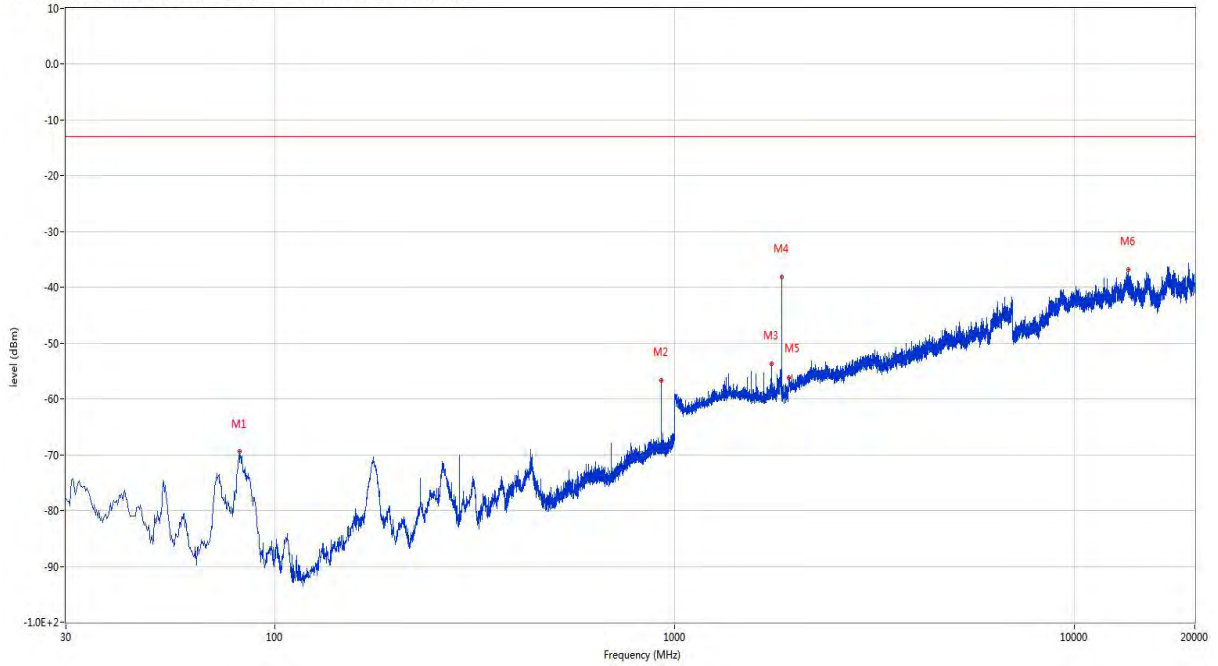
RSE Test case_FCC PART22&24&27_FCC PART 24.1900_GSM 1900&WCDMA B2&CDMA BC1<E B2&25



Frequency (MHz)	Result (dBm)	Factor (dB)	PK Limit (dBm)	Over Limit (dB)	Table (o)	ANT	EUT	Verdict
289.233	-69.01	-12.52	-13.0	-56.01	339.00	Horizontal	Vertical	Pass
925.310	-54.20	3.13	-13.0	-41.20	19.00	Horizontal	Vertical	Pass
1850.500	-40.14	-3.80	-13.0	-27.14	317.00	Horizontal	Vertical	N/A
1930.500	-50.72	-3.18	-13.0	-37.72	134.00	Horizontal	Vertical	N/A
5742.000	-44.95	8.25	-13.0	-31.95	117.00	Horizontal	Vertical	Pass
17063.750	-35.76	18.06	-13.0	-22.76	81.00	Horizontal	Vertical	Pass

RSE-V&H GPRS 1900 CH512

RSE Test case_FCC PART22&24&27_FCC PART 24_1900_GSM 1900&WCDMA B2&CDMA BC1<E B2&25

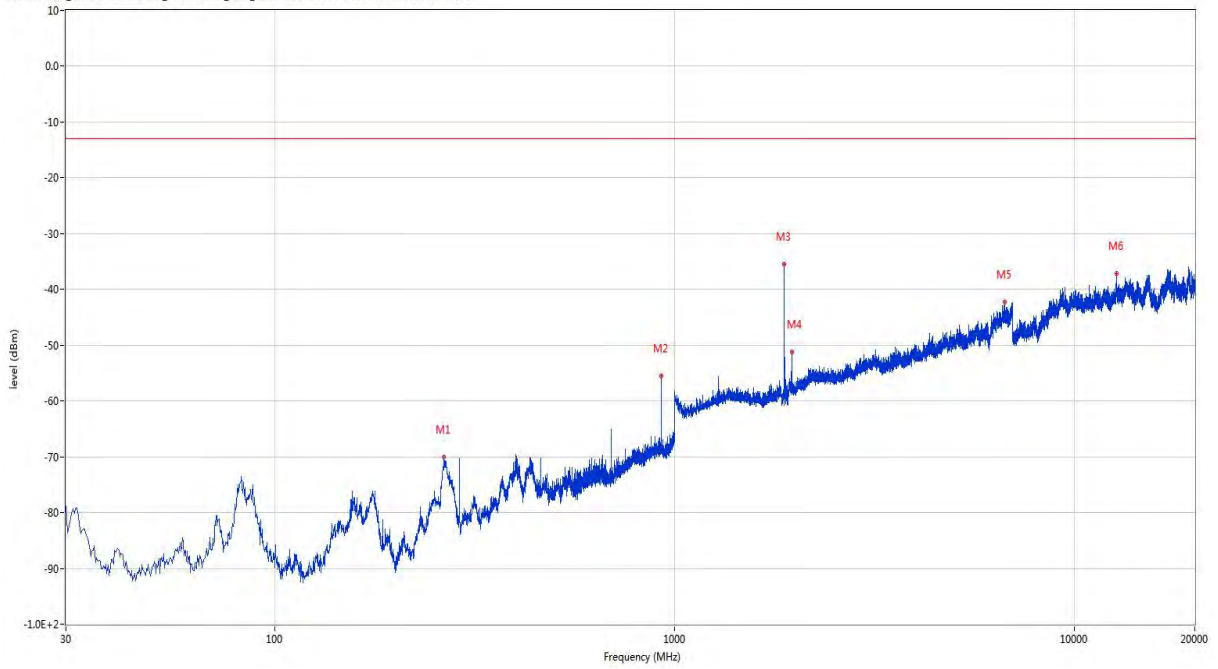


Frequency (MHz)	Result (dBm)	Factor (dB)	PK Limit (dBm)	Over Limit (dB)	Table (o)	ANT	EUT	Verdict
81.410	-69.46	-19.47	-13.0	-56.46	314.00	Vertical	Horizontal	Pass
925.310	-56.58	3.13	-13.0	-43.58	197.00	Vertical	Horizontal	Pass
1747.500	-53.62	-4.95	-13.0	-40.62	49.00	Vertical	Horizontal	Pass
1850.500	-38.07	-3.80	-13.0	-25.07	67.00	Vertical	Horizontal	N/A
1930.500	-56.17	-3.18	-13.0	-43.17	284.00	Vertical	Horizontal	N/A
13621.812	-36.75	19.19	-13.0	-23.75	351.00	Vertical	Horizontal	Pass

2.2 GPRS 1900 Middle Channel

RSE-H&V GPRS 1900 CH661

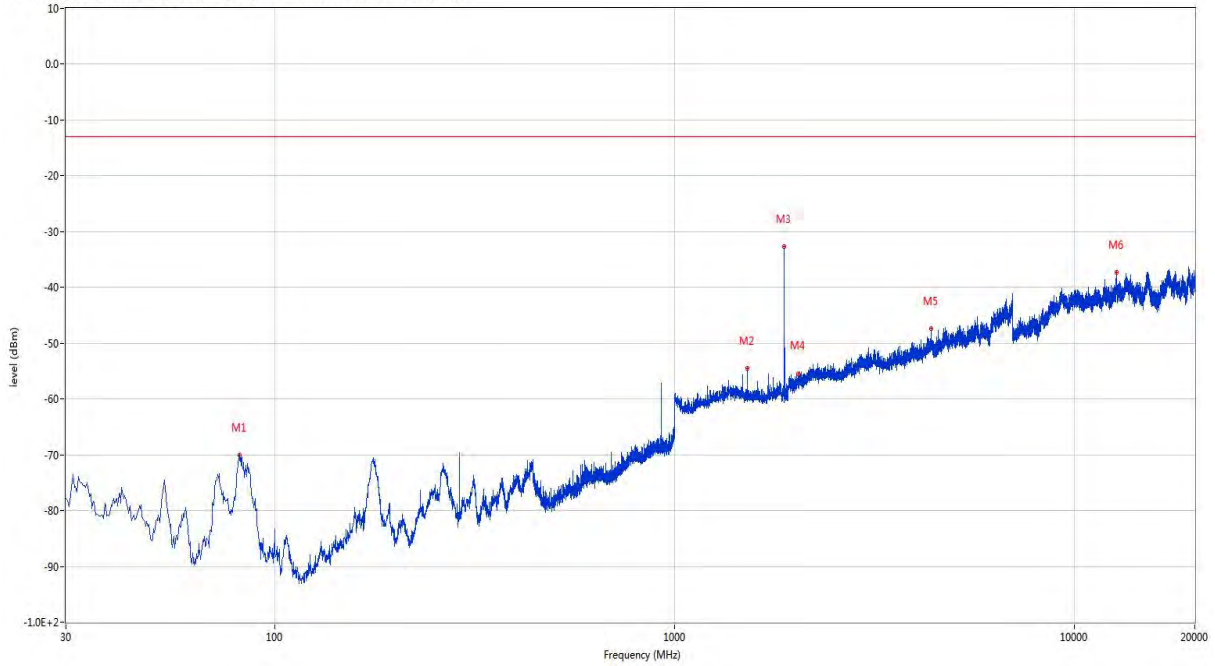
RSE Test case_FCC PART22&24&27_FCC PART 24_1900_GSM 1900&WCDMA B2&CDMA BC1<E B2&25



Frequency (MHz)	Result (dBm)	Factor (dB)	PK Limit (dBm)	Over Limit (dB)	Table (o)	ANT	EUT	Verdict
264.983	-70.01	-13.96	-13.0	-57.01	261.00	Horizontal	Vertical	Pass
925.310	-55.52	3.13	-13.0	-42.52	19.00	Horizontal	Vertical	Pass
1880.500	-35.46	-3.86	-13.0	-22.46	92.00	Horizontal	Vertical	N/A
1960.500	-51.28	-3.58	-13.0	-38.28	18.00	Horizontal	Vertical	N/A
6677.000	-42.23	12.10	-13.0	-29.23	136.00	Horizontal	Vertical	Pass
12747.125	-37.11	20.29	-13.0	-24.11	190.00	Horizontal	Vertical	Pass

RSE-V&H GPRS 1900 CH661

RSE Test case_FCC PART22&24&27_FCC PART 24_1900_GSM 1900&WCDMA B2&CDMA BC1<E B2&25

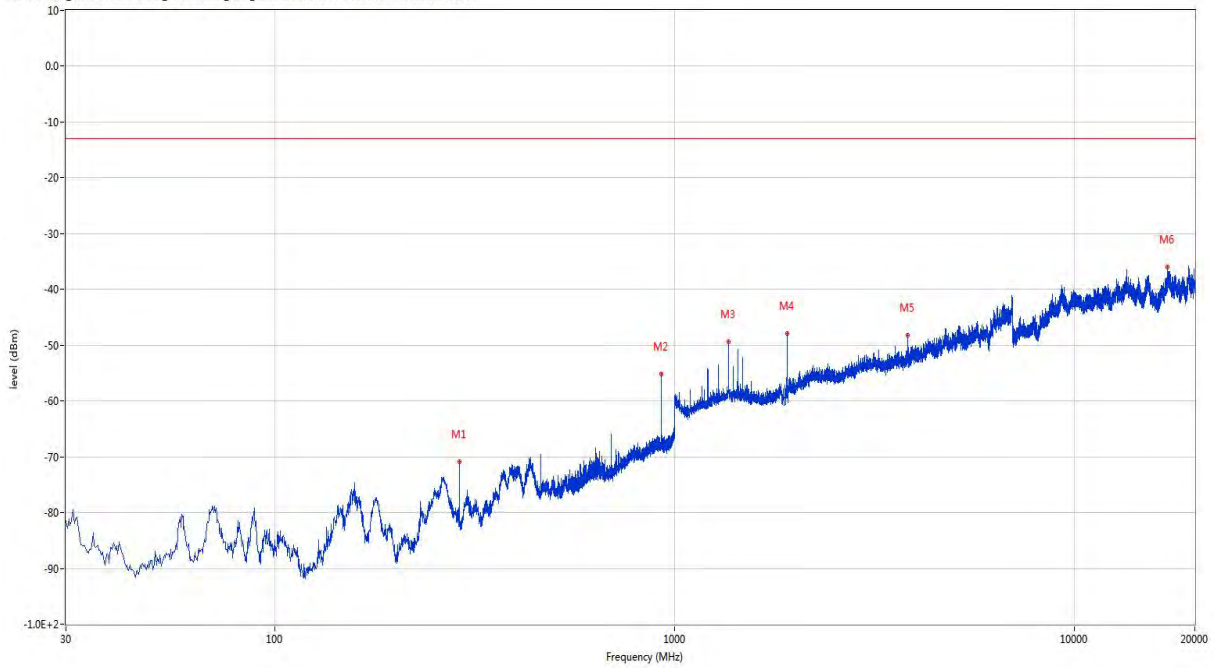


Frequency (MHz)	Result (dBm)	Factor (dB)	PK Limit (dBm)	Over Limit (dB)	Table (o)	ANT	EUT	Verdict
81.652	-70.12	-19.47	-13.0	-57.12	317.00	Vertical	Horizontal	Pass
1517.000	-54.59	-5.24	-13.0	-41.59	49.00	Vertical	Horizontal	Pass
1880.500	-32.70	-3.86	-13.0	-19.70	58.00	Vertical	Horizontal	N/A
2039.500	-55.50	-2.99	-13.0	-42.50	324.00	Vertical	Horizontal	Pass
4387.000	-47.37	6.96	-13.0	-34.37	241.00	Vertical	Horizontal	Pass
12755.438	-37.34	20.14	-13.0	-24.34	354.00	Vertical	Horizontal	Pass

2.3 GPRS 1900 High Channel

RSE-H&V GPRS 1900 CH810

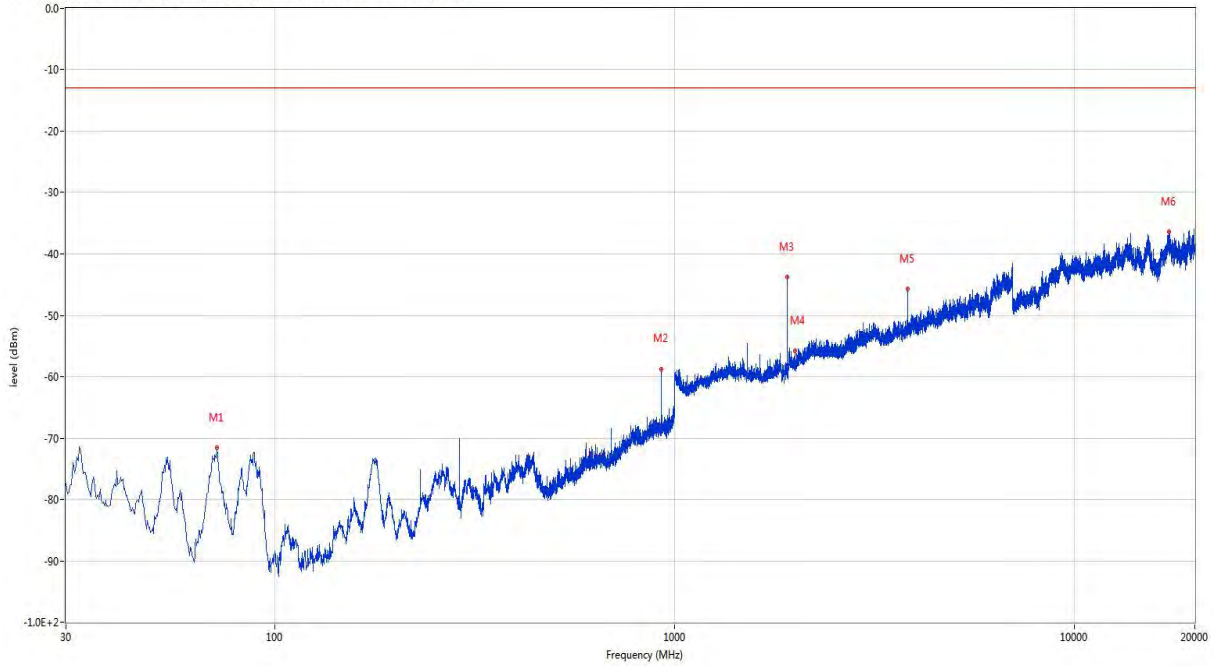
RSE Test case_FCC PART22&24&27_FCC PART 24_1900_GSM 1900&WCDMA B2&CDMA BC1<E B2&25



Frequency (MHz)	Result (dBm)	Factor (dB)	PK Limit (dBm)	Over Limit (dB)	Table (o)	ANT	EUT	Verdict
289.233	-70.97	-12.52	-13.0	-57.97	279.00	Horizontal	Vertical	Pass
925.310	-55.16	3.13	-13.0	-42.16	0.00	Horizontal	Vertical	Pass
1364.000	-49.43	-4.41	-13.0	-36.43	274.00	Horizontal	Vertical	Pass
1910.500	-47.88	-3.65	-13.0	-34.88	42.00	Horizontal	Vertical	N/A
3820.000	-48.30	5.86	-13.0	-35.30	333.00	Horizontal	Vertical	Pass
17096.375	-36.05	19.25	-13.0	-23.05	241.00	Horizontal	Vertical	Pass

RSE-V&H GPRS 1900 CH810

RSE Test case_FCC PART22&24&27_FCC PART 24_1900_GSM 1900&WCDMA B2&CDMA BC1<E B2&25



Frequency (MHz)	Result (dBm)	Factor (dB)	PK Limit (dBm)	Over Limit (dB)	Table (o)	ANT	EUT	Verdict
71.710	-71.61	-16.93	-13.0	-58.61	149.00	Vertical	Horizontal	Pass
925.310	-58.75	3.13	-13.0	-45.75	216.00	Vertical	Horizontal	Pass
1910.500	-43.77	-3.65	-13.0	-30.77	40.00	Vertical	Horizontal	N/A
1996.000	-55.82	-3.64	-13.0	-42.82	189.00	Vertical	Horizontal	Pass
3820.000	-45.71	5.86	-13.0	-32.71	23.00	Vertical	Horizontal	Pass
17214.188	-36.45	18.22	-13.0	-23.45	102.00	Vertical	Horizontal	Pass

EGPRS

3 EGPRS 850

3.1 EGPRS 850 Low Channel

RSE-H&V EGPRS 850 CH128

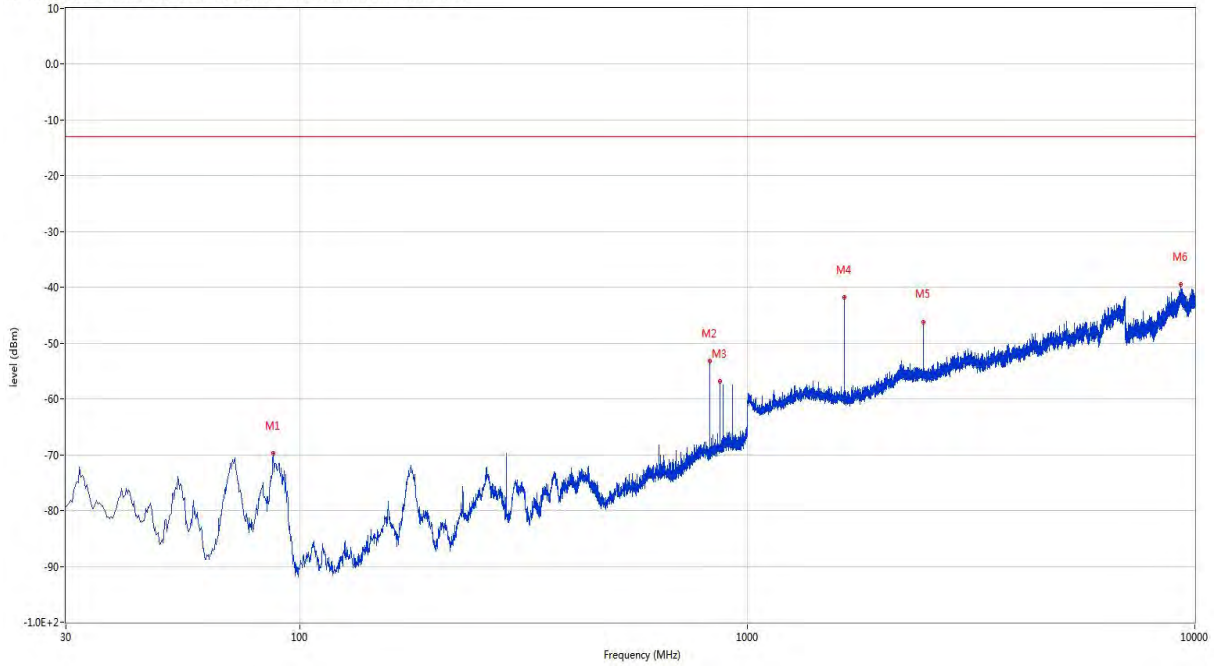
RSE Test case_FCC PART22&24&27_FCC PART 22_850_GSM 850&CDMA BC0&WCDMA B5<E B5&26



Frequency (MHz)	Result (dBm)	Factor (dB)	PK Limit (dBm)	Over Limit (dB)	Table (o)	ANT	EUT	Verdict
289.233	-70.38	-12.56	-13.0	-57.38	335.00	Horizontal	Vertical	Pass
824.188	-51.94	1.90	-13.0	-38.94	95.00	Horizontal	Vertical	N/A
869.292	-53.26	2.50	-13.0	-40.26	162.00	Horizontal	Vertical	N/A
1649.000	-39.92	-5.84	-13.0	-26.92	8.00	Horizontal	Vertical	Pass
2473.500	-46.58	-0.53	-13.0	-33.58	297.00	Horizontal	Vertical	Pass
9307.000	-40.02	17.70	-13.0	-27.02	65.00	Horizontal	Vertical	Pass

RSE-V&H EGPRS 850 CH128

RSE Test case_FCC PART22&24&27_FCC PART 22.850_GSM 850&CDMA BC0&WCDMA B5<E B5&26

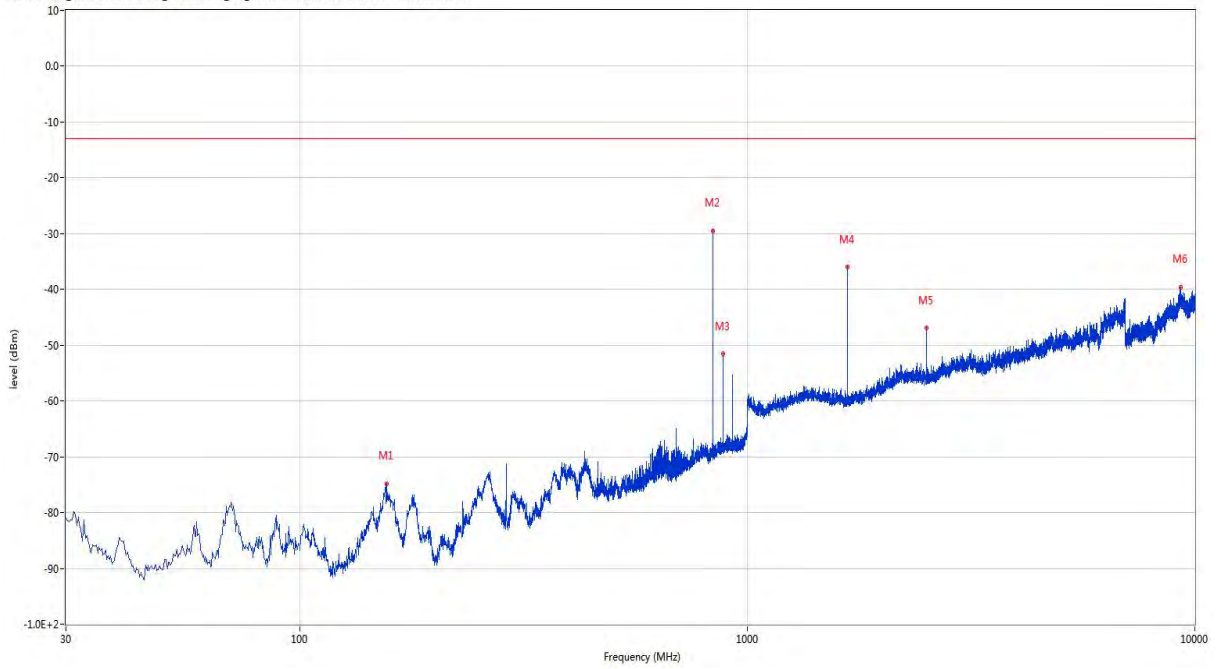


Frequency (MHz)	Result (dBm)	Factor (dB)	PK Limit (dBm)	Over Limit (dB)	Table (o)	ANT	EUT	Verdict
87.230	-69.80	-21.80	-13.0	-56.80	87.00	Vertical	Horizontal	Pass
824.188	-53.23	1.90	-13.0	-40.23	98.00	Vertical	Horizontal	N/A
869.050	-56.90	2.49	-13.0	-43.90	168.00	Vertical	Horizontal	N/A
1649.000	-41.74	-5.84	-13.0	-28.74	151.00	Vertical	Horizontal	Pass
2473.000	-46.19	-0.57	-13.0	-33.19	240.00	Vertical	Horizontal	Pass
9310.750	-39.49	17.70	-13.0	-26.49	350.00	Vertical	Horizontal	Pass

3.2 EGPRS 850 Middle Channel

RSE-H&V EGPRS 850 CH190

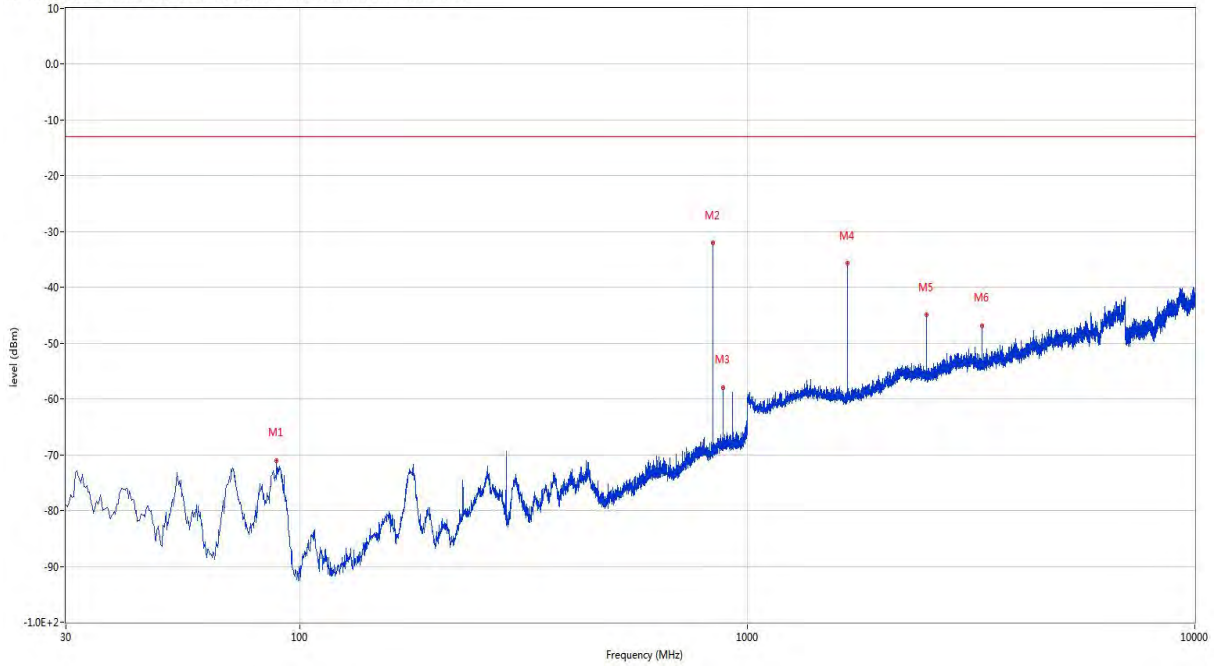
RSE Test case_FCC PART22&24&27_FCC PART 22_850_GSM 850&CDMA BC0&WCDMA B5<E B5&26



Frequency (MHz)	Result (dBm)	Factor (dB)	PK Limit (dBm)	Over Limit (dB)	Table (o)	ANT	EUT	Verdict
156.585	-74.80	-15.39	-13.0	-61.80	233.00	Horizontal	Vertical	Pass
836.555	-29.47	2.24	-13.0	-16.47	78.00	Horizontal	Vertical	N/A
881.660	-51.51	2.63	-13.0	-38.51	187.00	Horizontal	Vertical	N/A
1673.500	-35.95	-5.61	-13.0	-22.95	216.00	Horizontal	Vertical	Pass
2510.000	-46.93	-0.74	-13.0	-33.93	310.00	Horizontal	Vertical	Pass
9313.000	-39.63	17.70	-13.0	-26.63	202.00	Horizontal	Vertical	Pass

RSE-V&H EGPRS 850 CH190

RSE Test case_FCC PART22&24&27_FCC PART 22.850_GSM 850&CDMA BC0&WCDMA B5<E B5&26

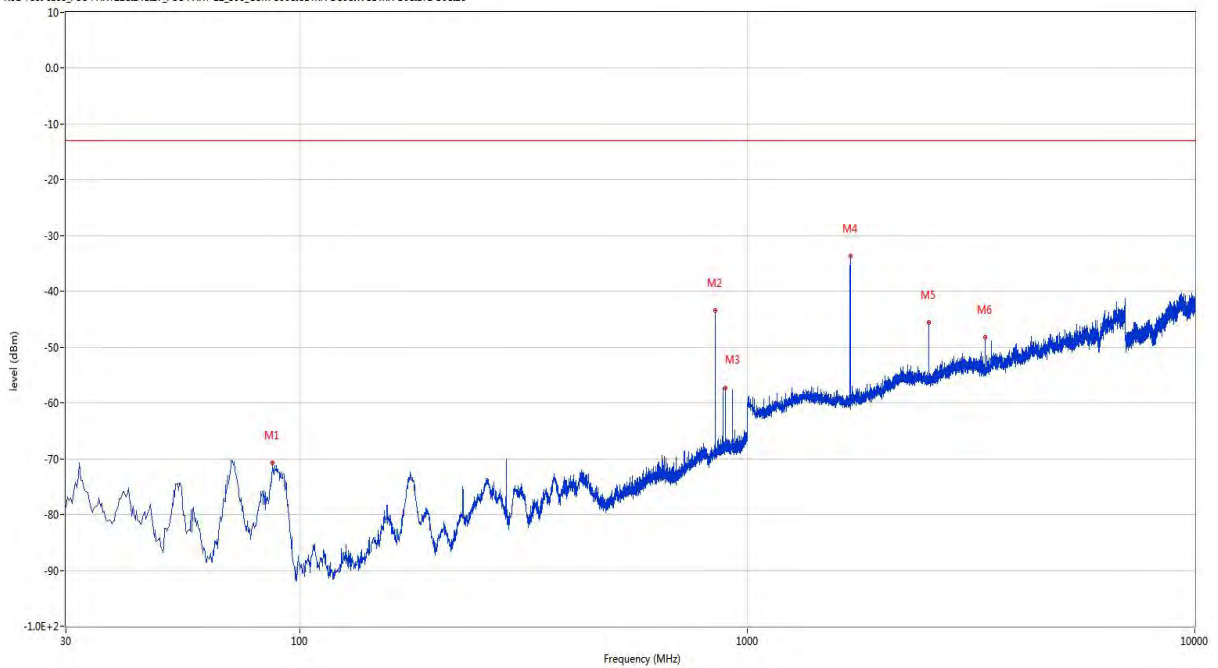


Frequency (MHz)	Result (dBm)	Factor (dB)	PK Limit (dBm)	Over Limit (dB)	Table (o)	ANT	EUT	Verdict
88.685	-70.99	-21.74	-13.0	-57.99	91.00	Vertical	Horizontal	Pass
836.555	-32.09	2.24	-13.0	-19.09	91.00	Vertical	Horizontal	N/A
881.660	-57.91	2.63	-13.0	-44.91	295.00	Vertical	Horizontal	N/A
1674.000	-35.66	-5.61	-13.0	-22.66	327.00	Vertical	Horizontal	Pass
2510.500	-44.92	-0.76	-13.0	-31.92	327.00	Vertical	Horizontal	Pass
3347.000	-46.85	3.67	-13.0	-33.85	0.00	Vertical	Horizontal	Pass

3.3 EGPRS 850 High Channel

RSE-V&H EGPRS 850 CH251

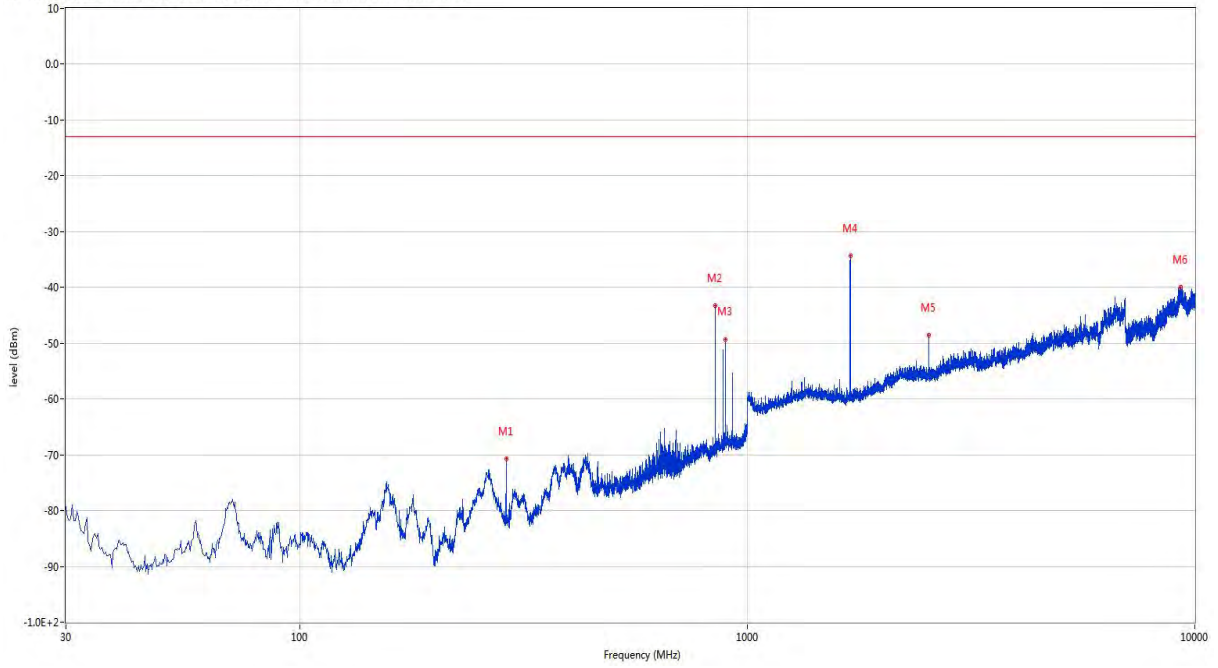
RSE Test case_FCC PART22&24&27_FCC PART 22_850_GSM 850&CDMA BC0&WCDMA B5<E B5&26



Frequency (MHz)	Result (dBm)	Factor (dB)	PK Limit (dBm)	Over Limit (dB)	Table (o)	ANT	EUT	Verdict
86.745	-70.68	-21.78	-13.0	-57.68	149.00	Vertical	Horizontal	Pass
848.922	-43.45	2.45	-13.0	-30.45	114.00	Vertical	Horizontal	N/A
893.785	-57.35	3.29	-13.0	-44.35	344.00	Vertical	Horizontal	N/A
1698.000	-33.74	-5.49	-13.0	-20.74	89.00	Vertical	Horizontal	Pass
2547.000	-45.57	-0.54	-13.0	-32.57	354.00	Vertical	Horizontal	Pass
3396.000	-48.23	3.74	-13.0	-35.23	359.00	Vertical	Horizontal	Pass

RSE-H&V EGPRS 850 CH251

RSE Test case_FCC PART22&24&27_FCC PART 22.850_GSM 850&CDMA BC0&WCDMA B5<E B5&26



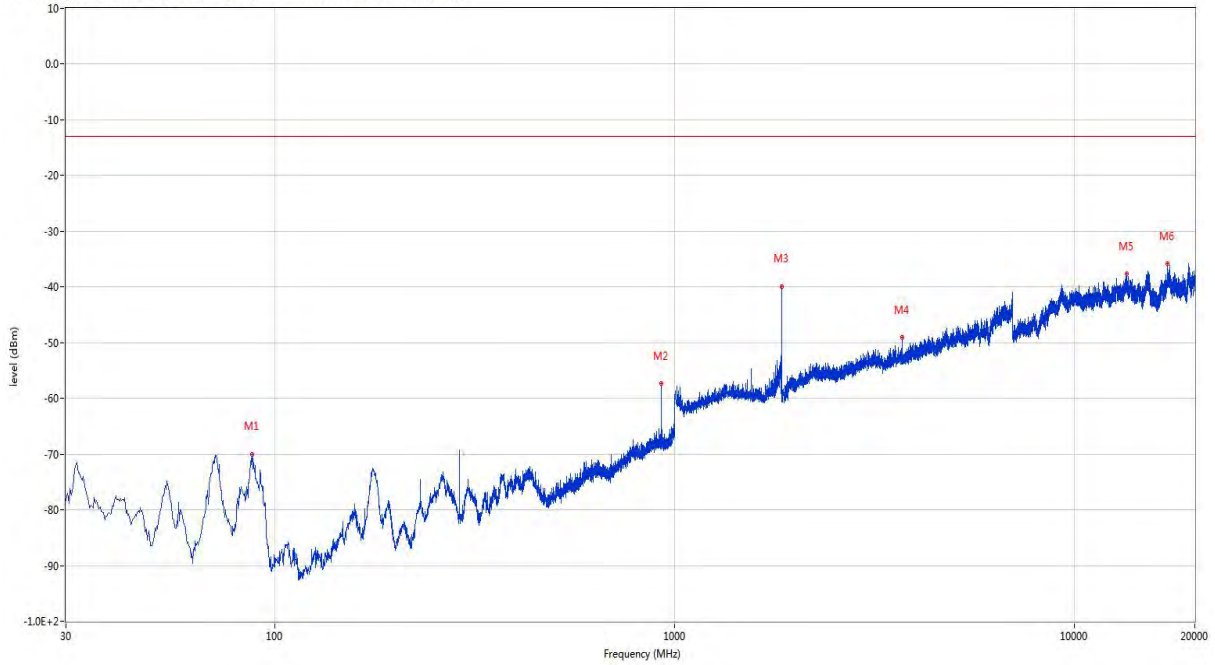
Frequency (MHz)	Result (dBm)	Factor (dB)	PK Limit (dBm)	Over Limit (dB)	Table (o)	ANT	EUT	Verdict
289.233	-70.70	-12.56	-13.0	-57.70	355.00	Horizontal	Vertical	Pass
848.922	-43.31	2.45	-13.0	-30.31	95.00	Horizontal	Vertical	N/A
893.785	-49.33	3.29	-13.0	-36.33	182.00	Horizontal	Vertical	N/A
1698.000	-34.31	-5.49	-13.0	-21.31	8.00	Horizontal	Vertical	Pass
2546.500	-48.62	-0.49	-13.0	-35.62	213.00	Horizontal	Vertical	Pass
9307.750	-39.93	17.70	-13.0	-26.93	57.00	Horizontal	Vertical	Pass

4 EGPRS 1900

4.1 EGPRS 1900 Low Channel

RSE-V&H EGPRS 1900 CH512

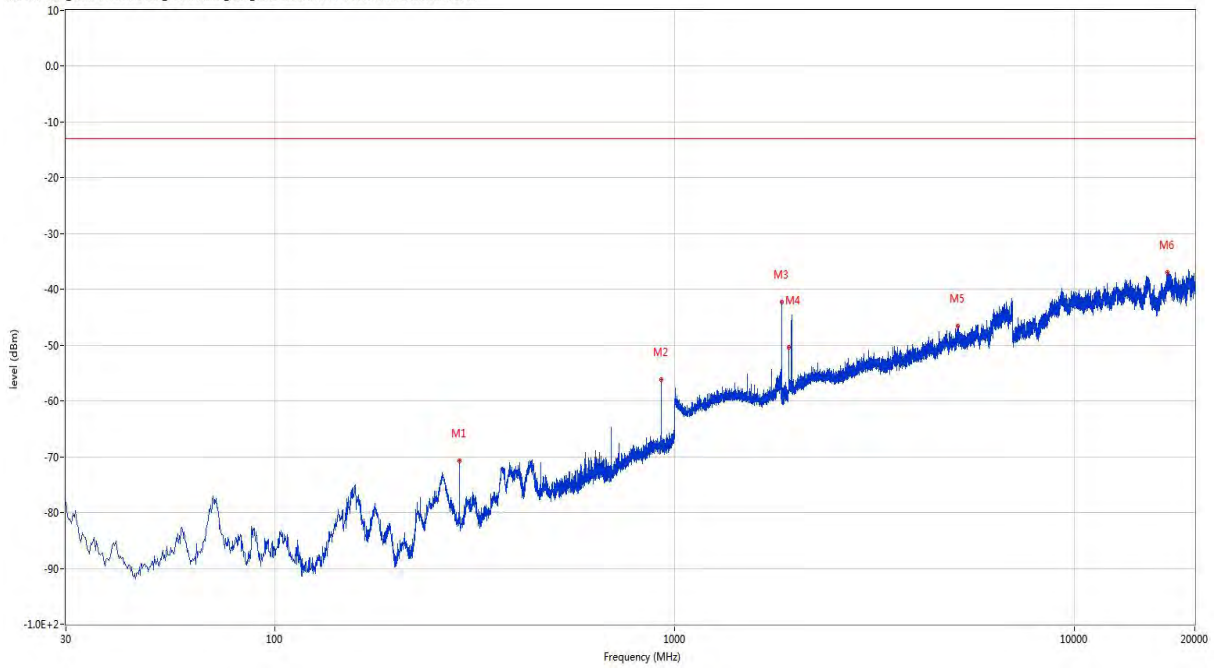
RSE Test case_FCC PART22&24&27_FCC PART 24_1900_GSM 1900&WCDMA B2&CDMA BC1<E B2&25



Frequency (MHz)	Result (dBm)	Factor (dB)	PK Limit (dBm)	Over Limit (dB)	Table (o)	ANT	EUT	Verdict
87.715	-69.99	-21.90	-13.0	-56.99	218.00	Vertical	Horizontal	Pass
925.310	-57.30	3.13	-13.0	-44.30	199.00	Vertical	Horizontal	Pass
1850.000	-39.90	-3.80	-13.0	-26.90	35.00	Vertical	Horizontal	N/A
3700.000	-49.04	4.90	-13.0	-36.04	231.00	Vertical	Horizontal	Pass
13523.937	-37.69	18.80	-13.0	-24.69	145.00	Vertical	Horizontal	Pass
17098.188	-35.90	19.36	-13.0	-22.90	363.00	Vertical	Horizontal	Pass

RSE-H&V EGPRS 1900 CH512

RSE Test case_FCC PART22&24&27_FCC PART 24_1900_GSM 1900&WCDMA B2&CDMA BC1<E B2&25

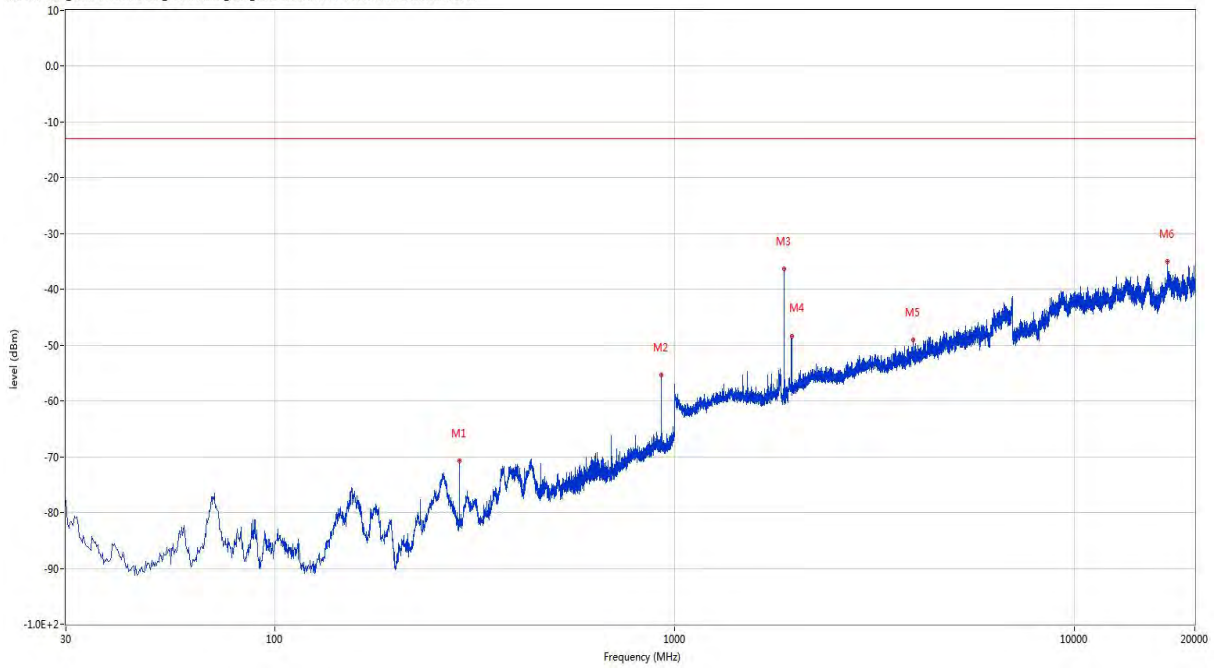


Frequency (MHz)	Result (dBm)	Factor (dB)	PK Limit (dBm)	Over Limit (dB)	Table (o)	ANT	EUT	Verdict
289.233	-70.74	-12.52	-13.0	-57.74	335.00	Horizontal	Vertical	Pass
925.310	-56.14	3.13	-13.0	-43.14	0.00	Horizontal	Vertical	Pass
1850.000	-42.27	-3.80	-13.0	-29.27	68.00	Horizontal	Vertical	N/A
1930.000	-50.45	-3.20	-13.0	-37.45	136.00	Horizontal	Vertical	N/A
5099.000	-46.58	8.21	-13.0	-33.58	300.00	Horizontal	Vertical	Pass
17116.313	-36.95	19.11	-13.0	-23.95	268.00	Horizontal	Vertical	Pass

4.2 EGPRS 1900 Middle Channel

RSE-H&V EGPRS 1900 CH661

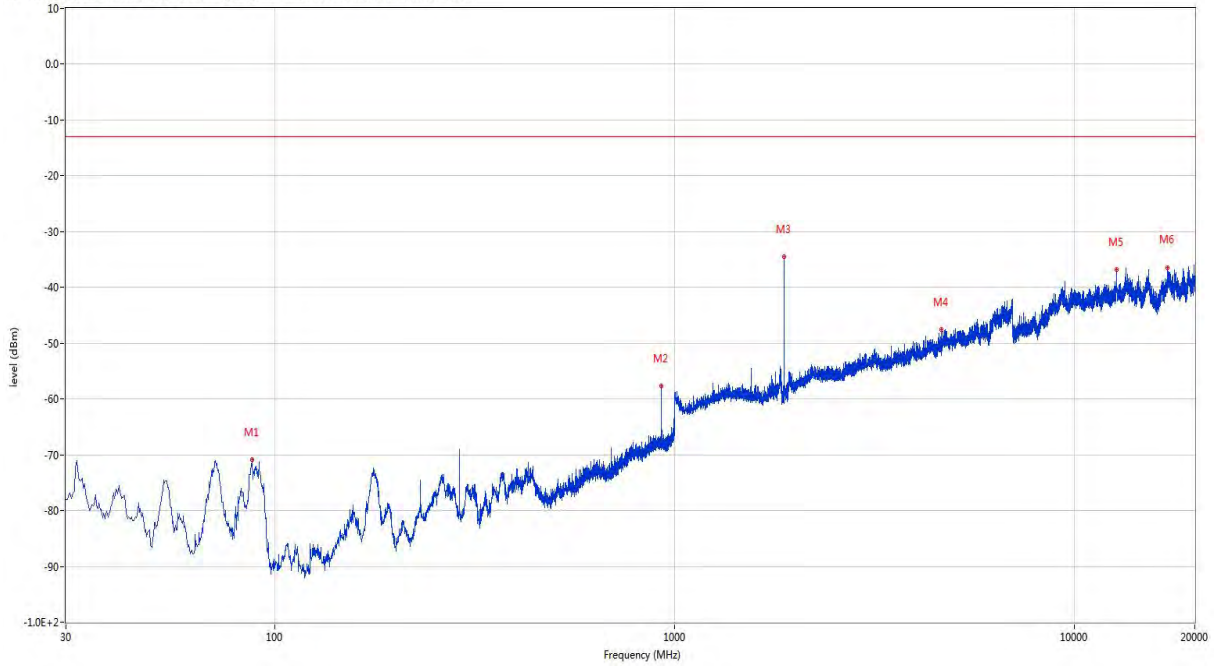
RSE Test case_FCC PART22&24&27_FCC PART 24_1900_GSM 1900&WCDMA B2&CDMA BC1<E B2&25



Frequency (MHz)	Result (dBm)	Factor (dB)	PK Limit (dBm)	Over Limit (dB)	Table (o)	ANT	EUT	Verdict
289.233	-70.75	-12.52	-13.0	-57.75	338.00	Horizontal	Vertical	Pass
925.310	-55.35	3.13	-13.0	-42.35	4.00	Horizontal	Vertical	Pass
1880.000	-36.32	-3.86	-13.0	-23.32	102.00	Horizontal	Vertical	N/A
1960.000	-48.32	-3.57	-13.0	-35.32	132.00	Horizontal	Vertical	N/A
3957.000	-49.05	6.41	-13.0	-36.05	43.00	Horizontal	Vertical	Pass
17101.813	-34.99	19.42	-13.0	-21.99	198.00	Horizontal	Vertical	Pass

RSE-V&H EGPRS 1900 CH661

RSE Test case_FCC PART22&24&27_FCC PART 24_1900_GSM 1900&WCDMA B2&CDMA BC1<E B2&25

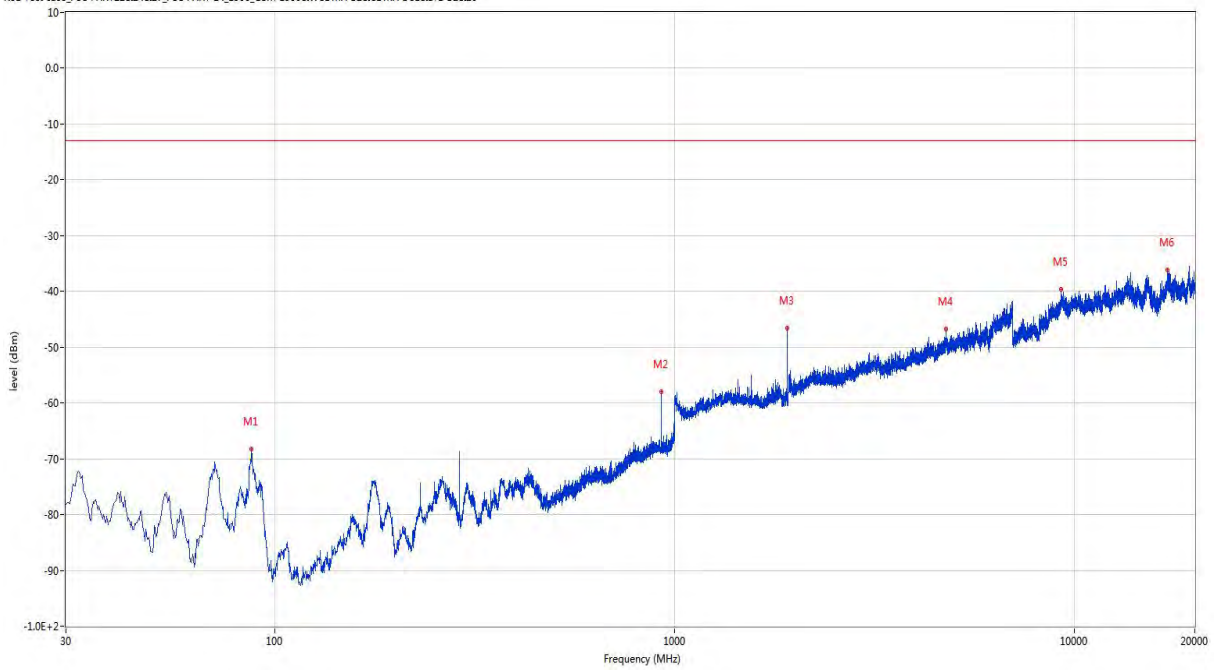


Frequency (MHz)	Result (dBm)	Factor (dB)	PK Limit (dBm)	Over Limit (dB)	Table (o)	ANT	EUT	Verdict
87.715	-70.96	-21.90	-13.0	-57.96	127.00	Vertical	Horizontal	Pass
925.310	-57.64	3.13	-13.0	-44.64	197.00	Vertical	Horizontal	Pass
1880.000	-34.57	-3.86	-13.0	-21.57	54.00	Vertical	Horizontal	N/A
4636.000	-47.61	6.39	-13.0	-34.61	302.00	Vertical	Horizontal	Pass
12731.312	-36.85	19.77	-13.0	-23.85	206.00	Vertical	Horizontal	Pass
17109.063	-36.43	19.27	-13.0	-23.43	299.00	Vertical	Horizontal	Pass

4.3 EGPRS 1900 High Channel

RSE-V&H EGPRS 1900 CH810

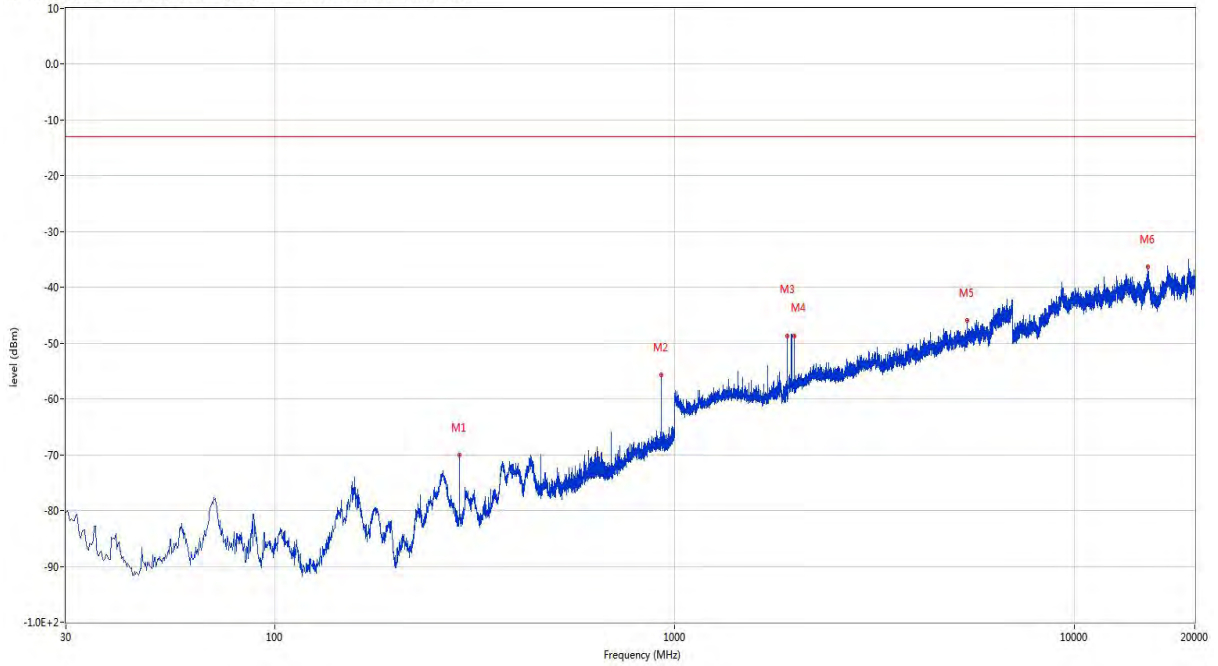
RSE Test case_FCC PART22&24&27_FCC PART 24_1900_GSM 1900&WCDMA B2&CDMA BC1<E B2&25



Frequency (MHz)	Result (dBm)	Factor (dB)	PK Limit (dBm)	Over Limit (dB)	Table (o)	ANT	EUT	Verdict
87.473	-68.20	-21.90	-13.0	-55.20	226.00	Vertical	Horizontal	Pass
925.310	-58.03	3.13	-13.0	-45.03	1.00	Vertical	Horizontal	Pass
1909.500	-46.59	-3.67	-13.0	-33.59	17.00	Vertical	Horizontal	N/A
4773.000	-46.73	8.02	-13.0	-33.73	180.00	Vertical	Horizontal	Pass
9266.938	-39.59	17.17	-13.0	-26.59	114.00	Vertical	Horizontal	Pass
17103.625	-36.22	19.38	-13.0	-23.22	93.00	Vertical	Horizontal	Pass

RSE-H&V EGPRS 1900 CH810

RSE Test case_FCC PART22&24&27_FCC PART 24_1900_GSM 1900&WCDMA B2&CDMA BC1<E B2&25

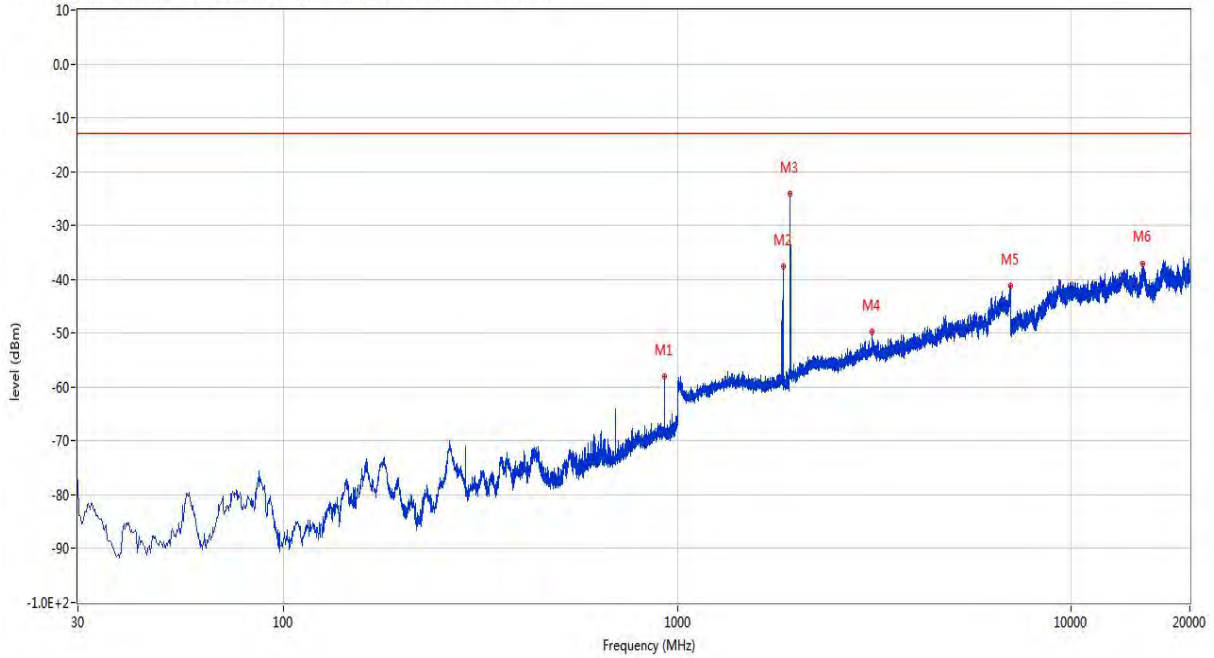


Frequency (MHz)	Result (dBm)	Factor (dB)	PK Limit (dBm)	Over Limit (dB)	Table (o)	ANT	EUT	Verdict
289.233	-70.03	-12.52	-13.0	-57.03	311.00	Horizontal	Vertical	Pass
925.310	-55.64	3.13	-13.0	-42.64	358.00	Horizontal	Vertical	Pass
1909.500	-48.79	-3.67	-13.0	-35.79	314.00	Horizontal	Vertical	N/A
1989.500	-48.78	-3.82	-13.0	-35.78	125.00	Horizontal	Vertical	Pass
5384.000	-45.98	7.20	-13.0	-32.98	296.00	Horizontal	Vertical	Pass
15283.875	-36.34	17.61	-13.0	-23.34	162.00	Horizontal	Vertical	Pass

WCDMA
 5 WCDMA Band 2
 5.1 WCDMA Band 2 Low Channel

RSE-H&H WCDMA Band 2 CH9262

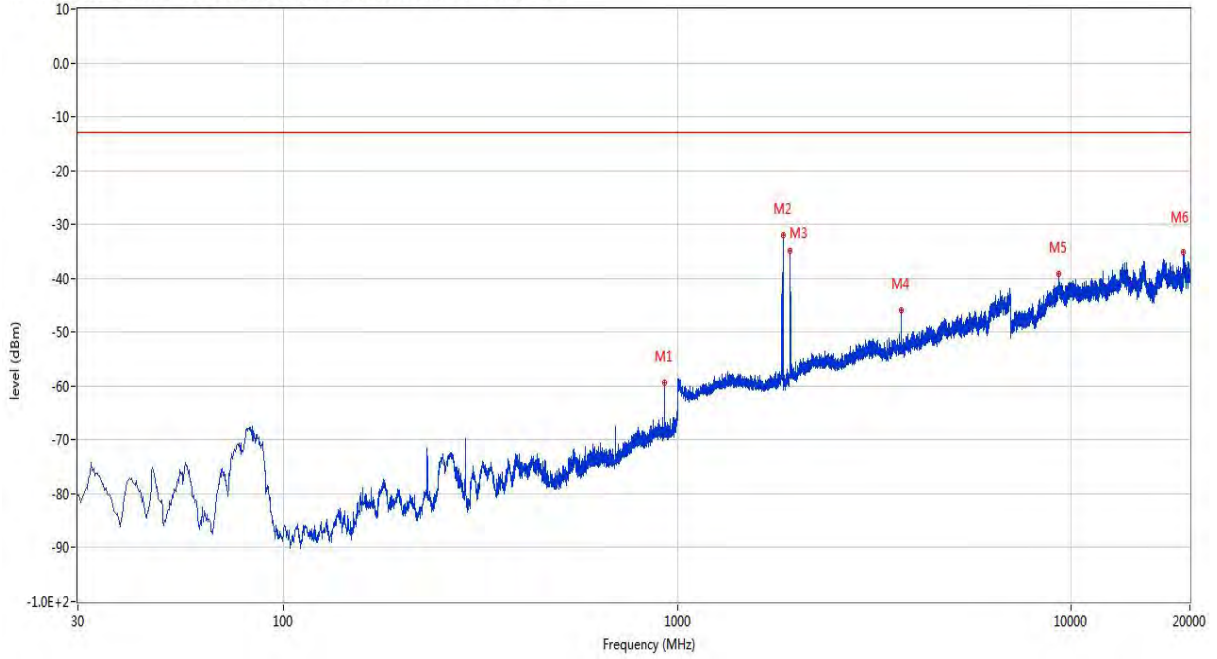
RSE Test case_FCC PART22&24&27_FCC PART 24_1900_GSM 1900&WCDMA B2&CDMA BC1<E B2&25



Frequency (MHz)	Result (dBm)	Factor (dB)	PK Limit (dBm)	Over Limit (dB)	Table (o)	ANT	EUT	Verdict
925.310	-58.07	3.13	-13.0	-45.07	241.00	Horizontal	Horizontal	Pass
1853.500	-37.63	-3.81	-13.0	-24.63	342.00	Horizontal	Horizontal	N/A
1932.000	-24.08	-3.15	-13.0	-11.08	142.00	Horizontal	Horizontal	N/A
3120.000	-49.71	3.46	-13.0	-36.71	28.00	Horizontal	Horizontal	Pass
6998.000	-41.09	13.38	-13.0	-28.09	241.00	Horizontal	Horizontal	Pass
15200.500	-37.19	18.33	-13.0	-24.19	64.00	Horizontal	Horizontal	Pass

RSE-V&H WCDMA Band 2 CH9262

RSE Test case_FCC PART22&24&27_FCC PART 24_1900_GSM 1900&WCDMA B2&CDMA BC1<E B2&25

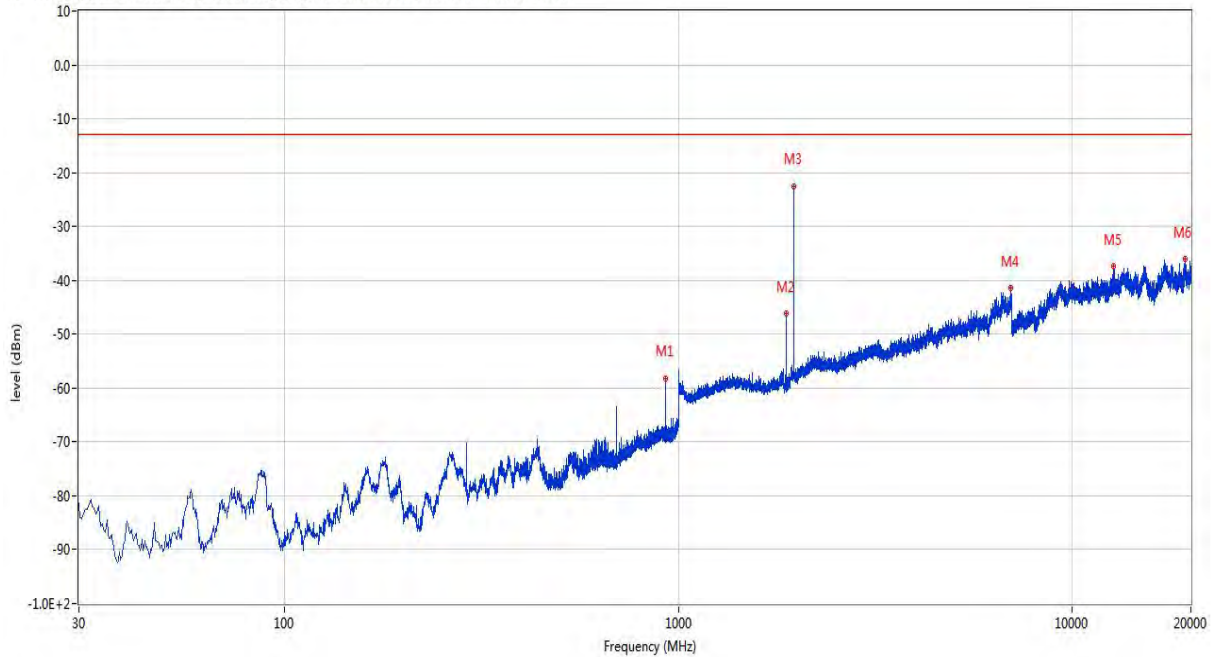


Frequency (MHz)	Result (dBm)	Factor (dB)	PK Limit (dBm)	Over Limit (dB)	Table (o)	ANT	EUT	Verdict
925.310	-59.29	3.13	-13.0	-46.29	284.00	Vertical	Horizontal	Pass
1853.500	-31.99	-3.81	-13.0	-18.99	310.00	Vertical	Horizontal	N/A
1932.000	-34.84	-3.15	-13.0	-21.84	44.00	Vertical	Horizontal	N/A
3703.000	-45.97	4.95	-13.0	-32.97	346.00	Vertical	Horizontal	Pass
9301.437	-39.14	17.71	-13.0	-26.14	147.00	Vertical	Horizontal	Pass
19287.687	-35.22	23.79	-13.0	-22.22	107.00	Vertical	Horizontal	Pass

5.2 WCDMA Band 2 Middle Channel

RSE-H&H WCDMA Band 2 CH9400

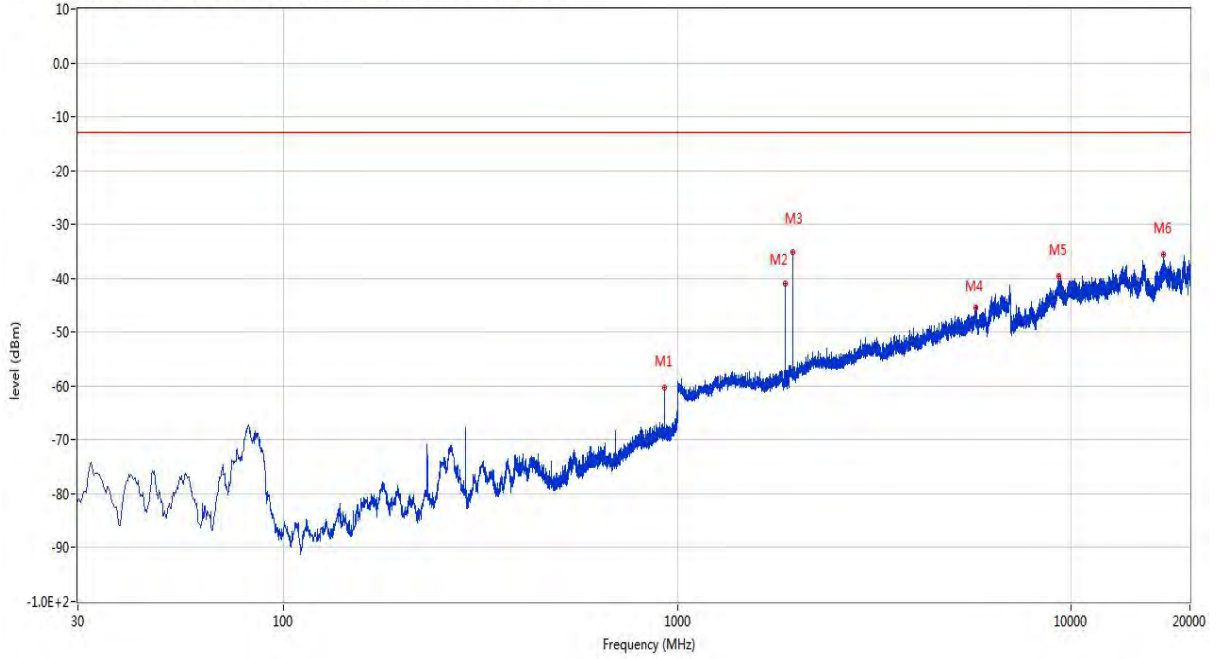
RSE Test case_FCC PART22&24&27_FCC PART 24_1900_GSM 1900&WCDMA B2&CDMA BC1<E B2&25



Frequency (MHz)	Result (dBm)	Factor (dB)	PK Limit (dBm)	Over Limit (dB)	Table (o)	ANT	EUT	Verdict
925.310	-58.17	3.13	-13.0	-45.17	94.00	Horizontal	Horizontal	Pass
1878.500	-46.22	-3.85	-13.0	-33.22	328.00	Horizontal	Horizontal	N/A
1960.000	-22.48	-3.57	-13.0	-9.48	133.00	Horizontal	Horizontal	N/A
6981.000	-41.30	14.12	-13.0	-28.30	0.00	Horizontal	Horizontal	Pass
12757.250	-37.35	20.06	-13.0	-24.35	62.00	Horizontal	Horizontal	Pass
19318.499	-35.93	24.43	-13.0	-22.93	271.00	Horizontal	Horizontal	Pass

RSE-V&H WCDMA Band 2 CH9400

RSE Test case_FCC PART22&24&27_FCC PART 24_1900_GSM 1900&WCDMA B2&CDMA BC1<E B2&25

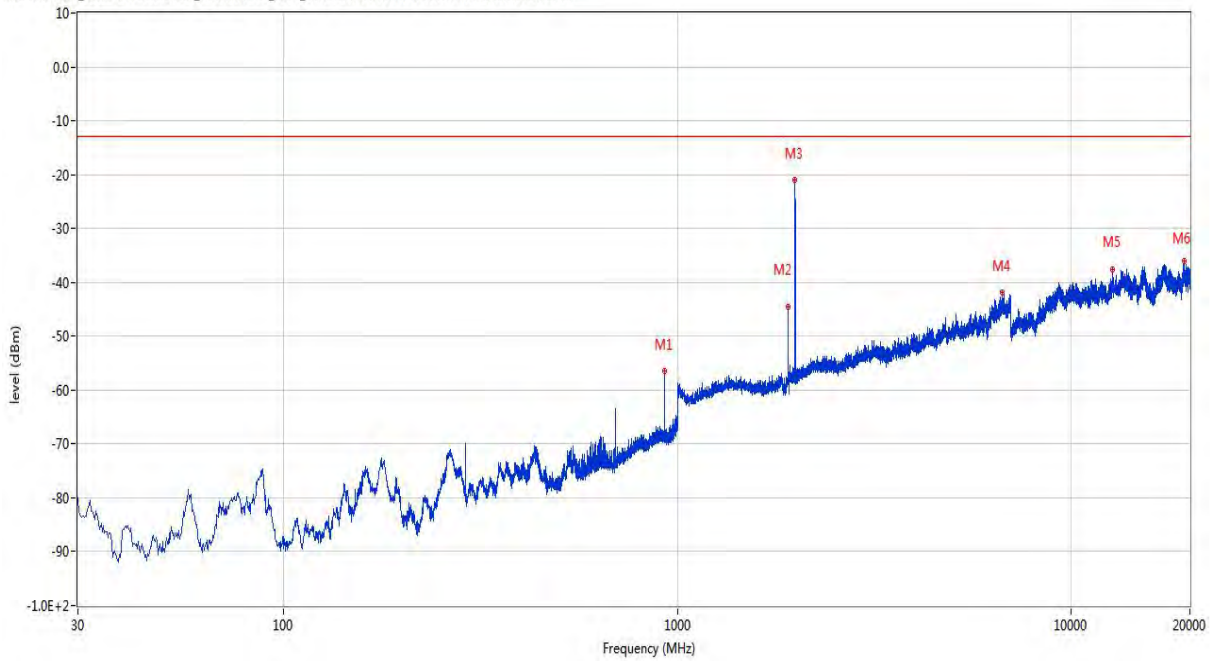


Frequency (MHz)	Result (dBm)	Factor (dB)	PK Limit (dBm)	Over Limit (dB)	Table (o)	ANT	EUT	Verdict
925.310	-60.30	3.13	-13.0	-47.30	128.00	Vertical	Horizontal	Pass
1878.500	-40.95	-3.85	-13.0	-27.95	312.00	Vertical	Horizontal	N/A
1959.500	-35.11	-3.56	-13.0	-22.11	55.00	Vertical	Horizontal	N/A
5704.000	-45.47	8.50	-13.0	-32.47	304.00	Vertical	Horizontal	Pass
9285.625	-39.70	17.38	-13.0	-26.70	316.00	Vertical	Horizontal	Pass
17100.000	-35.55	19.46	-13.0	-22.55	240.00	Vertical	Horizontal	Pass

5.3 WCDMA Band 2 High Channel

RSE-H&H WCDMA Band 2 CH9538

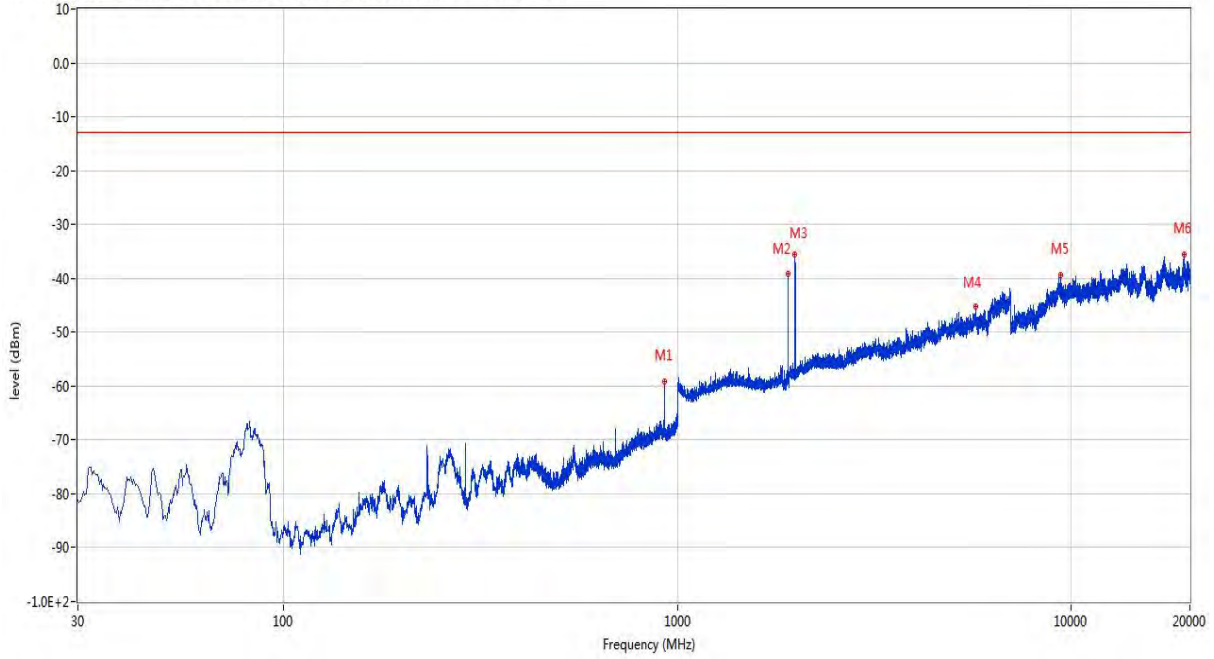
RSE Test case_FCC PART22&24&27_FCC PART 24_1900_GSM 1900&WCDMA B2&CDMA BC1<E B2&25



Frequency (MHz)	Result (dBm)	Factor (dB)	PK Limit (dBm)	Over Limit (dB)	Table (o)	ANT	EUT	Verdict
925.310	-56.42	3.13	-13.0	-43.42	80.00	Horizontal	Horizontal	Pass
1906.000	-44.45	-3.75	-13.0	-31.45	255.00	Horizontal	Horizontal	N/A
1986.000	-21.04	-3.75	-13.0	-8.04	135.00	Horizontal	Horizontal	N/A
6684.000	-41.78	12.20	-13.0	-28.78	266.00	Horizontal	Horizontal	Pass
12751.813	-37.62	20.30	-13.0	-24.62	91.00	Horizontal	Horizontal	Pass
19311.249	-35.99	24.38	-13.0	-22.99	123.00	Horizontal	Horizontal	Pass

RSE-V&H WCDMA Band 2 CH9538

RSE Test case_FCC PART22&24&27_FCC PART 24_1900_GSM 1900&WCDMA B2&CDMA BC1<E B2&25



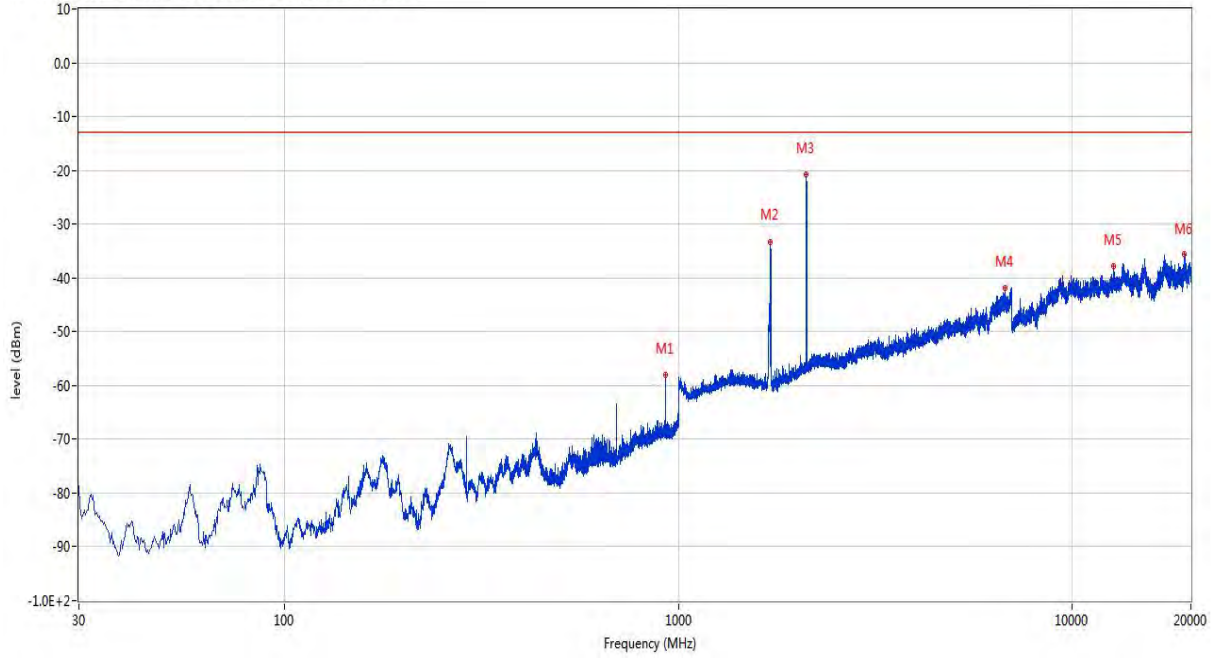
Frequency (MHz)	Result (dBm)	Factor (dB)	PK Limit (dBm)	Over Limit (dB)	Table (o)	ANT	EUT	Verdict
925.310	-59.21	3.13	-13.0	-46.21	118.00	Vertical	Horizontal	Pass
1906.000	-39.07	-3.75	-13.0	-26.07	306.00	Vertical	Horizontal	N/A
1987.500	-35.60	-3.85	-13.0	-22.60	322.00	Vertical	Horizontal	N/A
5721.000	-45.14	8.34	-13.0	-32.14	230.00	Vertical	Horizontal	Pass
9379.063	-39.47	17.30	-13.0	-26.47	355.00	Vertical	Horizontal	Pass
19300.375	-35.60	24.29	-13.0	-22.60	170.00	Vertical	Horizontal	Pass

6 WCDMA Band 4

6.1 WCDMA Band 4 Low Channel

RSE-H&H WCDMA Band 4 CH1312

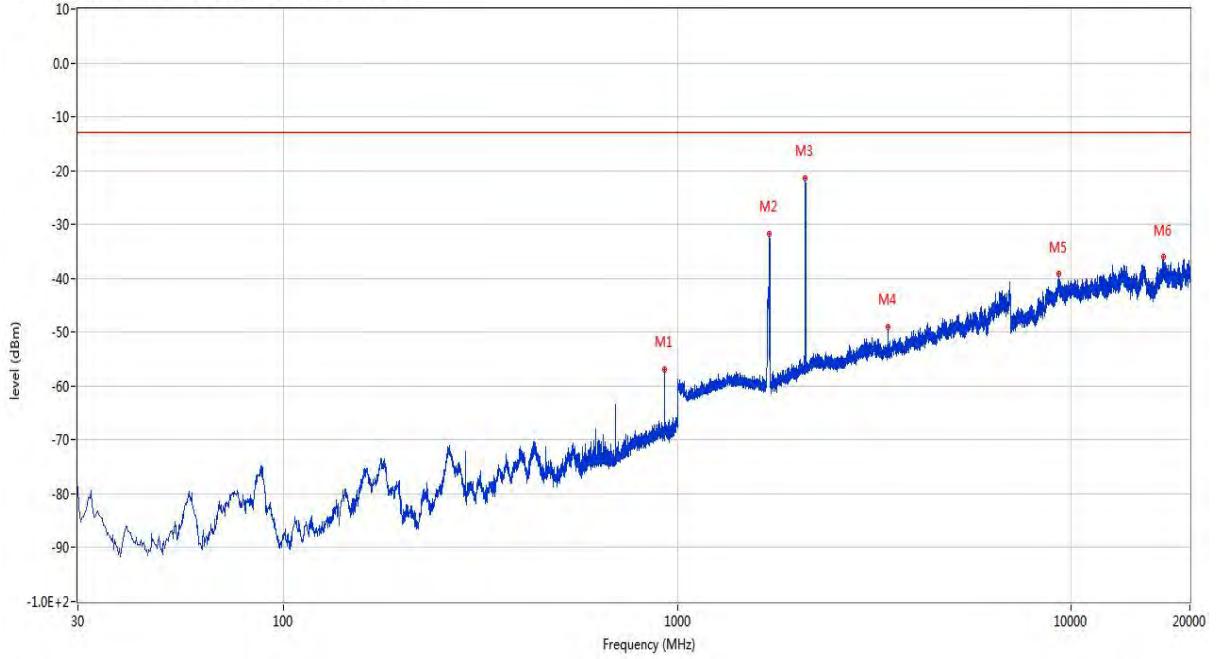
RSE Test case_FCC PART22&24&27_FCC PART 27_1700_WCDMA B4<E B4



Frequency (MHz)	Result (dBm)	Factor (dB)	PK Limit (dBm)	Over Limit (dB)	Table (o)	ANT	EUT	Verdict
925.310	-57.98	3.21	-13.0	-44.98	251.00	Horizontal	Horizontal	Pass
1713.000	-33.26	-4.35	-13.0	-20.26	358.00	Horizontal	Horizontal	N/A
2111.000	-20.73	-2.36	-13.0	-7.73	127.00	Horizontal	Horizontal	N/A
6736.000	-41.85	11.80	-13.0	-28.85	304.00	Horizontal	Horizontal	Pass
12745.687	-37.89	20.25	-13.0	-24.89	302.00	Horizontal	Horizontal	Pass
19287.687	-35.48	23.79	-13.0	-22.48	77.00	Horizontal	Horizontal	Pass

RSE-H&V WCDMA Band 4 CH1312

RSE Test case_FCC PART22&24&27_FCC PART 27_1700_WCDMA B4<E B4

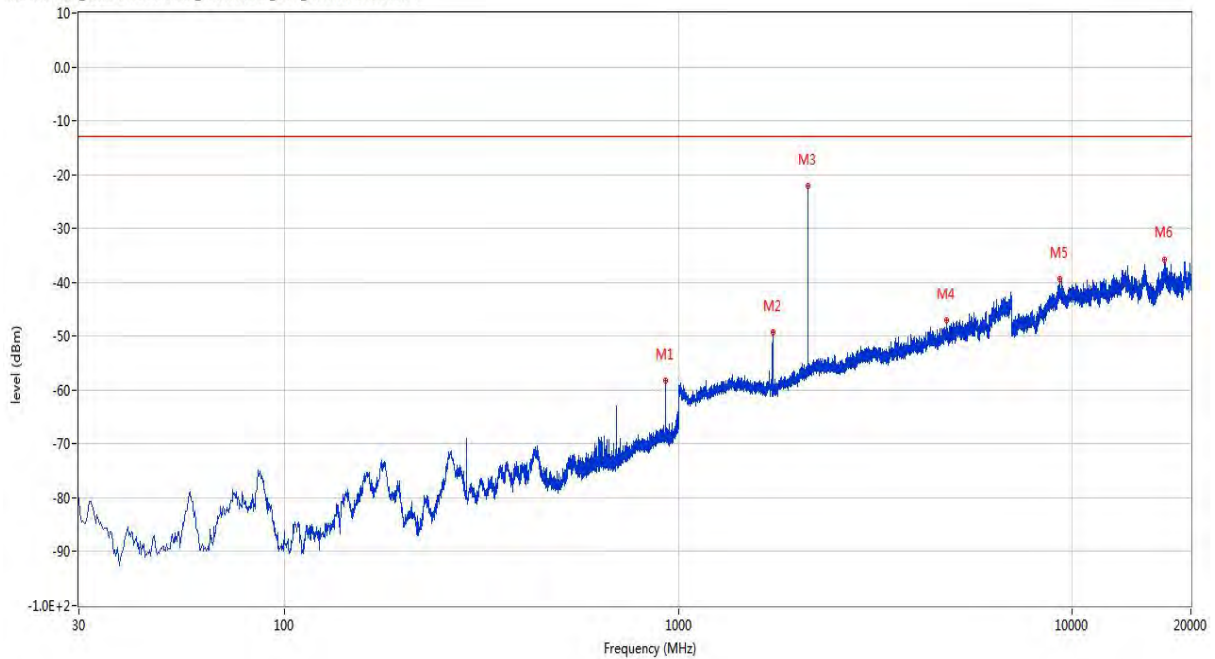


Frequency (MHz)	Result (dBm)	Factor (dB)	PK Limit (dBm)	Over Limit (dB)	Table (o)	ANT	EUT	Verdict
925.310	-56.84	3.21	-13.0	-43.84	27.00	Horizontal	Vertical	Pass
1713.000	-31.65	-4.35	-13.0	-18.65	306.00	Horizontal	Vertical	N/A
2111.500	-21.32	-2.32	-13.0	-8.32	128.00	Horizontal	Vertical	N/A
3427.000	-48.98	3.98	-13.0	-35.98	85.00	Horizontal	Vertical	Pass
9287.063	-39.26	17.42	-13.0	-26.26	360.00	Horizontal	Vertical	Pass
17094.563	-36.01	19.15	-13.0	-23.01	138.00	Horizontal	Vertical	Pass

6.2 WCDMA Band 4 Middle Channel

RSE-H&H WCDMA Band 4 CH1413

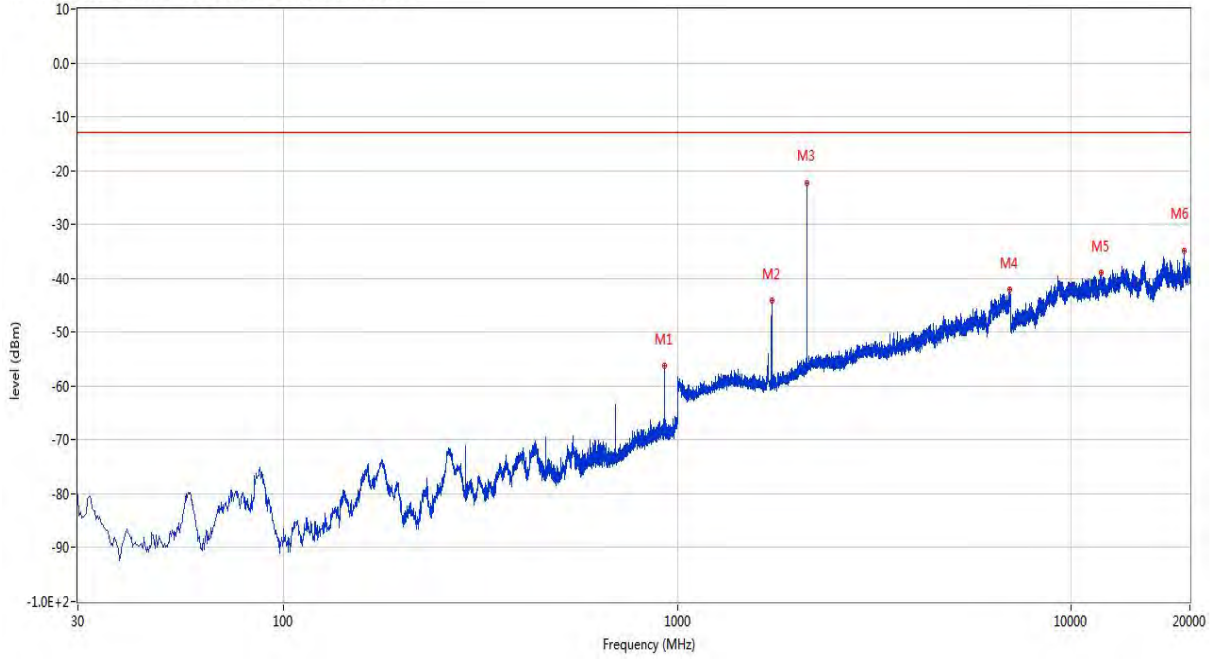
RSE Test case_FCC PART22&24&27_FCC PART 27_1700_WCDMA B4<E B4



Frequency (MHz)	Result (dBm)	Factor (dB)	PK Limit (dBm)	Over Limit (dB)	Table (o)	ANT	EUT	Verdict
925.310	-58.24	3.21	-13.0	-45.24	233.00	Horizontal	Horizontal	Pass
1733.500	-49.33	-4.25	-13.0	-36.33	351.00	Horizontal	Horizontal	N/A
2132.000	-22.19	-2.39	-13.0	-9.19	127.00	Horizontal	Horizontal	N/A
4794.000	-47.11	7.99	-13.0	-34.11	48.00	Horizontal	Horizontal	Pass
9272.688	-39.39	17.21	-13.0	-26.39	0.00	Horizontal	Horizontal	Pass
17100.000	-35.86	19.46	-13.0	-22.86	230.00	Horizontal	Horizontal	Pass

RSE-H&V WCDMA Band 4 CH1413

RSE Test case_FCC PART22&24&27_FCC PART 27_1700_WCDMA B4<E B4

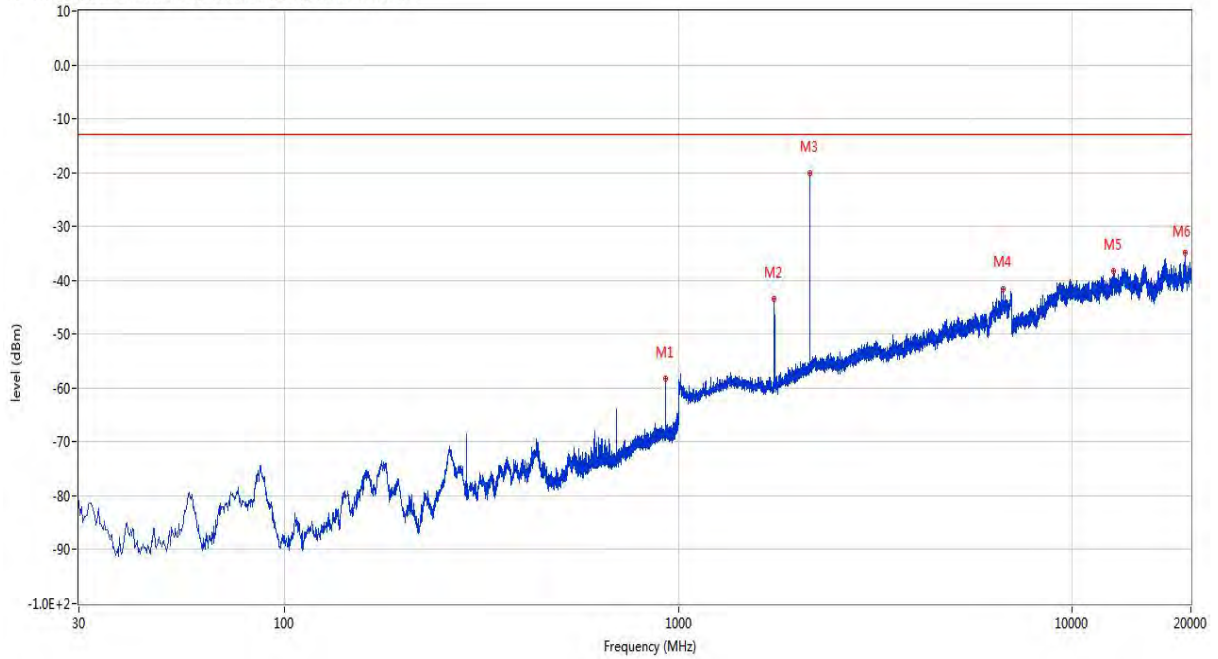


Frequency (MHz)	Result (dBm)	Factor (dB)	PK Limit (dBm)	Over Limit (dB)	Table (o)	ANT	EUT	Verdict
925.310	-56.33	3.21	-13.0	-43.33	353.00	Horizontal	Vertical	Pass
1733.500	-44.06	-4.25	-13.0	-31.06	316.00	Horizontal	Vertical	N/A
2132.500	-22.24	-2.37	-13.0	-9.24	125.00	Horizontal	Vertical	N/A
6981.000	-42.12	14.12	-13.0	-29.12	332.00	Horizontal	Vertical	Pass
11894.688	-38.92	19.40	-13.0	-25.92	200.00	Horizontal	Vertical	Pass
19311.249	-34.87	24.38	-13.0	-21.87	256.00	Horizontal	Vertical	Pass

6.3 WCDMA Band 4 High Channel

RSE-H&H WCDMA Band 4 CH1513

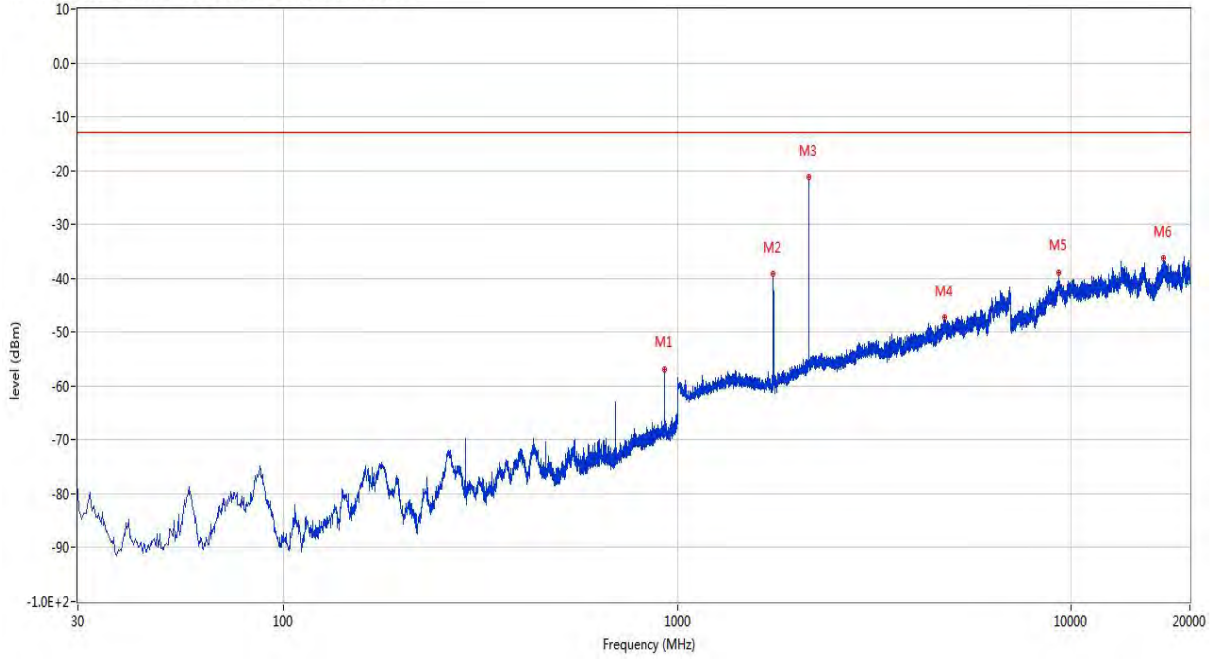
RSE Test case_FCC PART22&24&27_FCC PART 27_1700_WCDMA B4<E B4



Frequency (MHz)	Result (dBm)	Factor (dB)	PK Limit (dBm)	Over Limit (dB)	Table (o)	ANT	EUT	Verdict
925.310	-58.30	3.21	-13.0	-45.30	259.00	Horizontal	Horizontal	Pass
1751.500	-43.42	-4.19	-13.0	-30.42	343.00	Horizontal	Horizontal	N/A
2151.500	-20.19	-1.99	-13.0	-7.19	122.00	Horizontal	Horizontal	N/A
6682.000	-41.71	12.20	-13.0	-28.71	143.00	Horizontal	Horizontal	Pass
12745.687	-38.34	20.25	-13.0	-25.34	270.00	Horizontal	Horizontal	Pass
19345.687	-34.98	24.11	-13.0	-21.98	175.00	Horizontal	Horizontal	Pass

RSE-H&V WCDMA Band 4 CH1513

RSE Test case_FCC PART22&24&27_FCC PART 27_1700_WCDMA B4<E B4



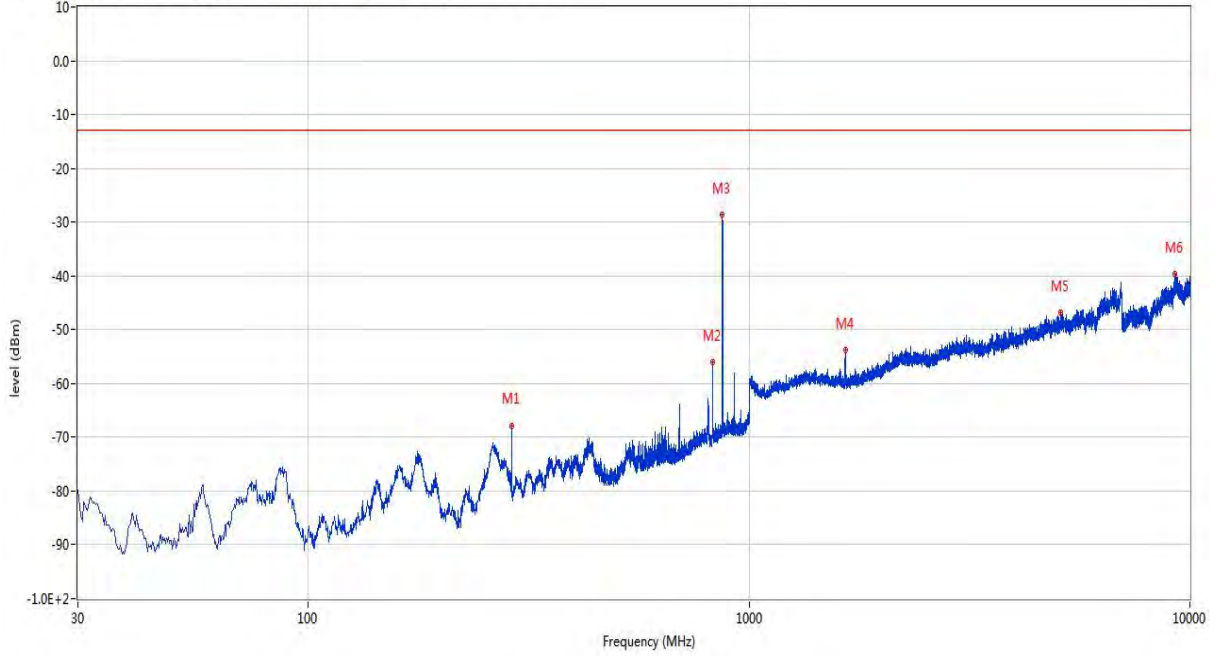
Frequency (MHz)	Result (dBm)	Factor (dB)	PK Limit (dBm)	Over Limit (dB)	Table (o)	ANT	EUT	Verdict
925.310	-56.81	3.21	-13.0	-43.81	173.00	Horizontal	Vertical	Pass
1751.500	-39.26	-4.19	-13.0	-26.26	312.00	Horizontal	Vertical	N/A
2151.500	-21.18	-1.99	-13.0	-8.18	124.00	Horizontal	Vertical	N/A
4762.000	-47.31	7.70	-13.0	-34.31	87.00	Horizontal	Vertical	Pass
9310.063	-38.87	17.70	-13.0	-25.87	213.00	Horizontal	Vertical	Pass
17112.688	-36.27	19.19	-13.0	-23.27	298.00	Horizontal	Vertical	Pass

7 WCDMA Band 5

7.1 WCDMA Band 5 Low Channel

RSE-H&H WCDMA Band 5 CH4132

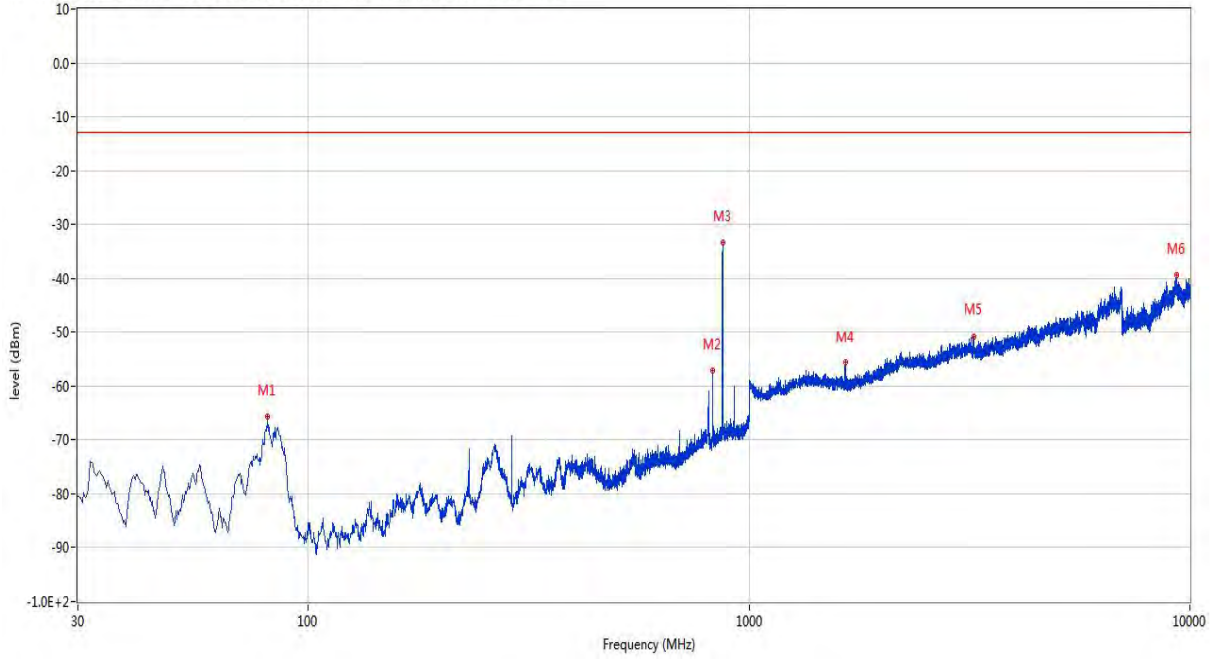
RSE Test case_FCC PART22&24&27_FCC PART 22_850_GSM 850&CDMA BC0&WCDMA B5<E B5&26



Frequency (MHz)	Result (dBm)	Factor (dB)	PK Limit (dBm)	Over Limit (dB)	Table (o)	ANT	EUT	Verdict
289.233	-67.81	-12.56	-13.0	-54.81	191.00	Horizontal	Horizontal	Pass
826.370	-56.09	1.96	-13.0	-43.09	0.00	Horizontal	Horizontal	N/A
869.778	-28.67	2.49	-13.0	-15.67	184.00	Horizontal	Horizontal	N/A
1654.000	-53.85	-5.90	-13.0	-40.85	36.00	Horizontal	Horizontal	Pass
5094.000	-46.77	8.00	-13.0	-33.77	30.00	Horizontal	Horizontal	Pass
9262.750	-39.66	17.15	-13.0	-26.66	79.00	Horizontal	Horizontal	Pass

RSE-V&H WCDMA Band 5 CH4132

RSE Test case_FCC PART22&24&27_FCC PART 22_850_GSM 850&CDMA BC0&WCDMA B5<E B5&26

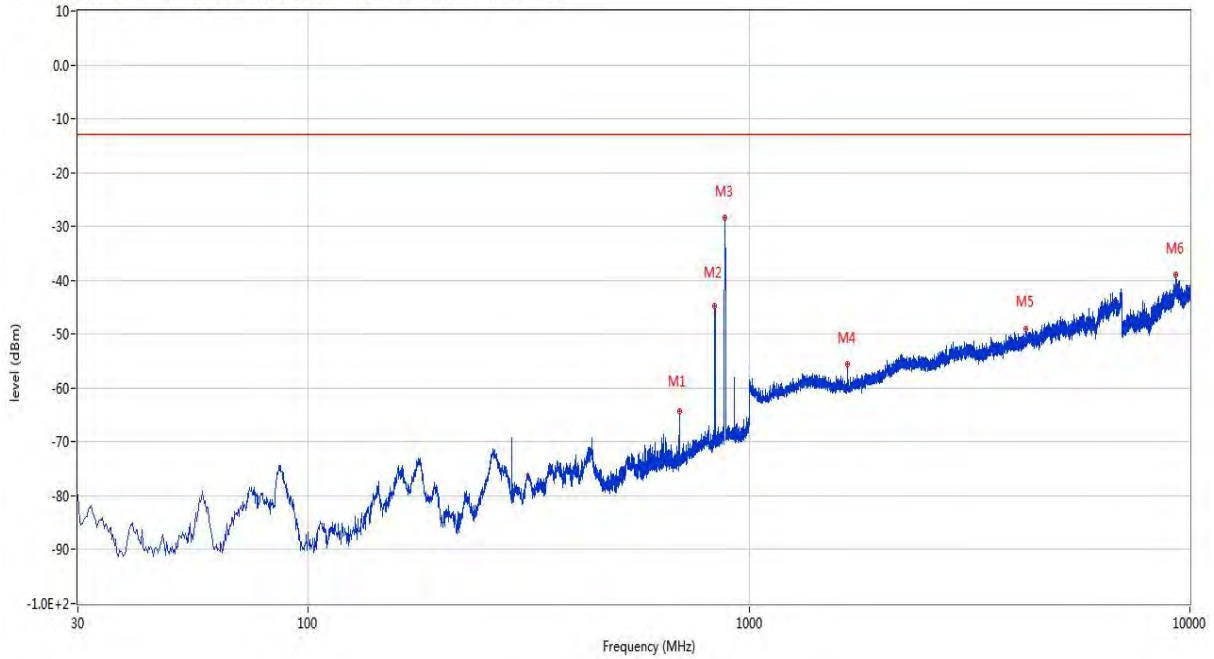


Frequency (MHz)	Result (dBm)	Factor (dB)	PK Limit (dBm)	Over Limit (dB)	Table (o)	ANT	EUT	Verdict
80.925	-65.73	-19.58	-13.0	-52.73	88.00	Vertical	Horizontal	Pass
826.612	-57.17	1.97	-13.0	-44.17	20.00	Vertical	Horizontal	N/A
871.718	-33.29	2.44	-13.0	-20.29	111.00	Vertical	Horizontal	N/A
1654.000	-55.51	-5.90	-13.0	-42.51	23.00	Vertical	Horizontal	Pass
3231.000	-50.77	4.27	-13.0	-37.77	44.00	Vertical	Horizontal	Pass
9346.750	-39.34	17.13	-13.0	-26.34	28.00	Vertical	Horizontal	Pass

7.2 WCDMA Band 5 Middle Channel

RSE-H&H WCDMA Band 5 CH4182

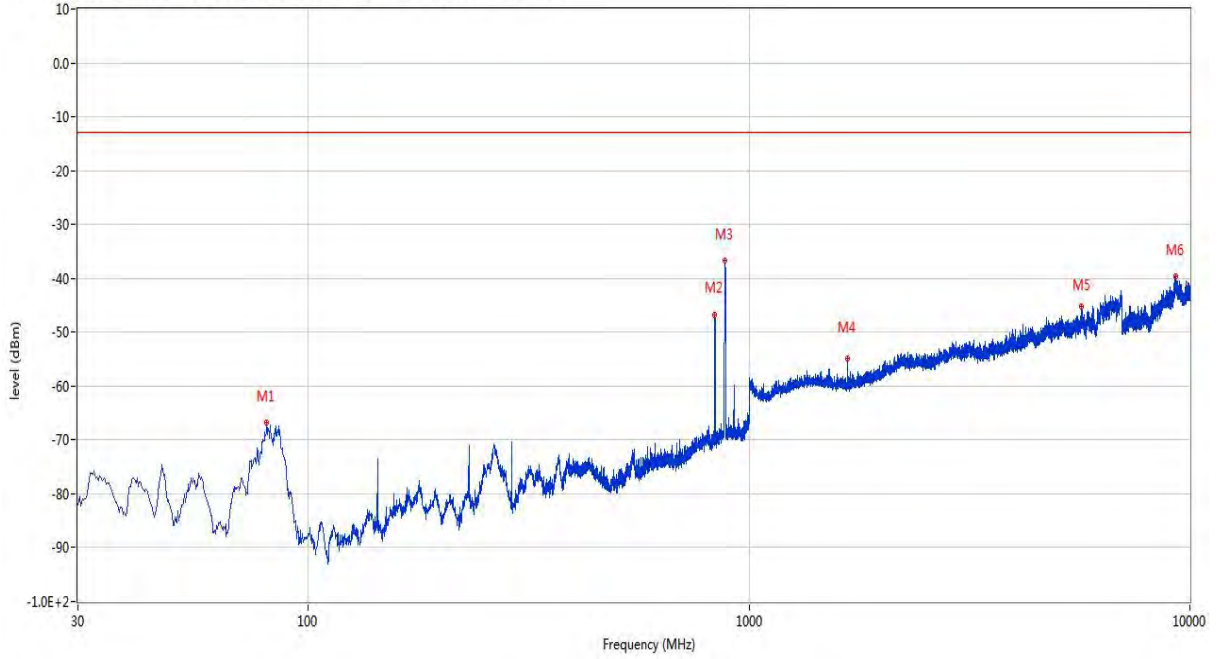
RSE Test case_FCC PART22&24&27_FCC PART 22_850_GSM 850&CDMA BC0&WCDMA B5<E B5&26



Frequency (MHz)	Result (dBm)	Factor (dB)	PK Limit (dBm)	Over Limit (dB)	Table (o)	ANT	EUT	Verdict
693.965	-64.22	-2.67	-13.0	-51.22	53.00	Horizontal	Horizontal	Pass
836.555	-44.69	2.24	-13.0	-31.69	360.00	Horizontal	Horizontal	N/A
882.388	-28.46	2.65	-13.0	-15.46	360.00	Horizontal	Horizontal	N/A
1670.500	-55.55	-5.71	-13.0	-42.55	0.00	Horizontal	Horizontal	Pass
4234.000	-49.09	6.09	-13.0	-36.09	238.00	Horizontal	Horizontal	Pass
9310.000	-38.95	17.70	-13.0	-25.95	210.00	Horizontal	Horizontal	Pass

RSE-V&H WCDMA Band 5 CH4182

RSE Test case_FCC PART22&24&27_FCC PART 22_850_GSM 850&CDMA BC0&WCDMA B5<E B5&26

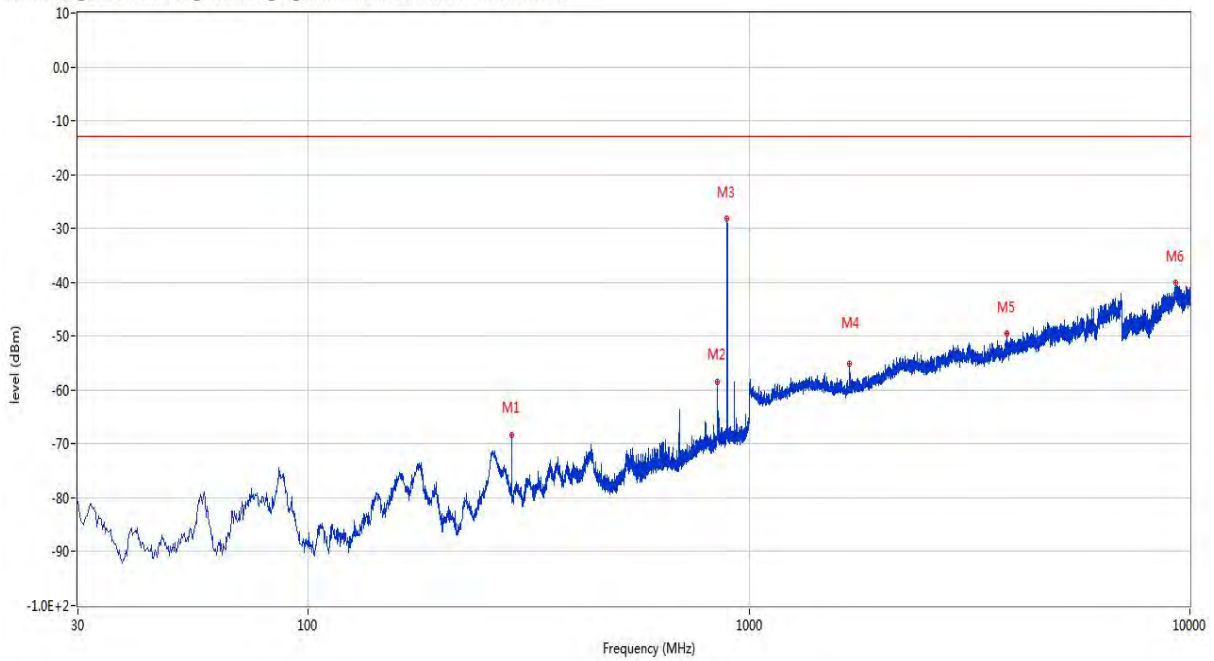


Frequency (MHz)	Result (dBm)	Factor (dB)	PK Limit (dBm)	Over Limit (dB)	Table (o)	ANT	EUT	Verdict
80.440	-66.79	-19.57	-13.0	-53.79	74.00	Vertical	Horizontal	Pass
836.555	-46.70	2.24	-13.0	-33.70	33.00	Vertical	Horizontal	N/A
880.205	-36.78	2.65	-13.0	-23.78	10.00	Vertical	Horizontal	N/A
1670.500	-54.85	-5.71	-13.0	-41.85	253.00	Vertical	Horizontal	Pass
5685.000	-45.21	9.05	-13.0	-32.21	330.00	Vertical	Horizontal	Pass
9295.000	-39.71	17.60	-13.0	-26.71	346.00	Vertical	Horizontal	Pass

7.3 WCDMA Band 5 High Channel

RSE-H&H WCDMA Band 5 CH4233

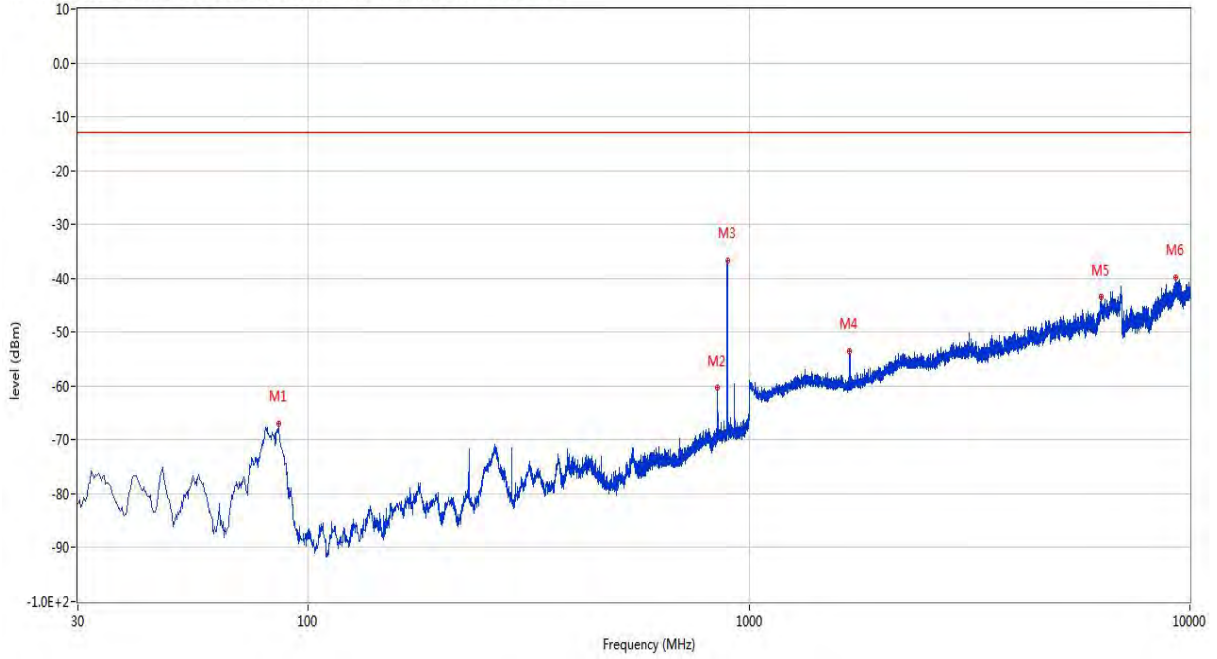
RSE Test case_FCC PART22&24&27_FCC PART 22_850_GSM 850&CDMA BC0&WCDMA B5<E B5&26



Frequency (MHz)	Result (dBm)	Factor (dB)	PK Limit (dBm)	Over Limit (dB)	Table (o)	ANT	EUT	Verdict
289.233	-68.25	-12.56	-13.0	-55.25	189.00	Horizontal	Horizontal	Pass
846.497	-58.38	2.42	-13.0	-45.38	4.00	Horizontal	Horizontal	N/A
891.602	-28.15	3.22	-13.0	-15.15	360.00	Horizontal	Horizontal	N/A
1690.500	-55.11	-5.42	-13.0	-42.11	253.00	Horizontal	Horizontal	Pass
3838.000	-49.58	6.22	-13.0	-36.58	246.00	Horizontal	Horizontal	Pass
9298.750	-40.15	17.68	-13.0	-27.15	123.00	Horizontal	Horizontal	Pass

RSE-V&H WCDMA Band 5 CH4233

RSE Test case_FCC PART22&24&27_FCC PART 22_850_GSM 850&CDMA BC0&WCDMA B5<E B5&26



Frequency (MHz)	Result (dBm)	Factor (dB)	PK Limit (dBm)	Over Limit (dB)	Table (o)	ANT	EUT	Verdict
85.533	-66.95	-21.56	-13.0	-53.95	0.00	Vertical	Horizontal	Pass
846.982	-60.28	2.42	-13.0	-47.28	353.00	Vertical	Horizontal	N/A
892.572	-36.63	3.26	-13.0	-23.63	96.00	Vertical	Horizontal	N/A
1691.000	-53.46	-5.42	-13.0	-40.46	236.00	Vertical	Horizontal	Pass
6283.000	-43.44	11.45	-13.0	-30.44	130.00	Vertical	Horizontal	Pass
9274.750	-39.94	17.22	-13.0	-26.94	0.00	Vertical	Horizontal	Pass

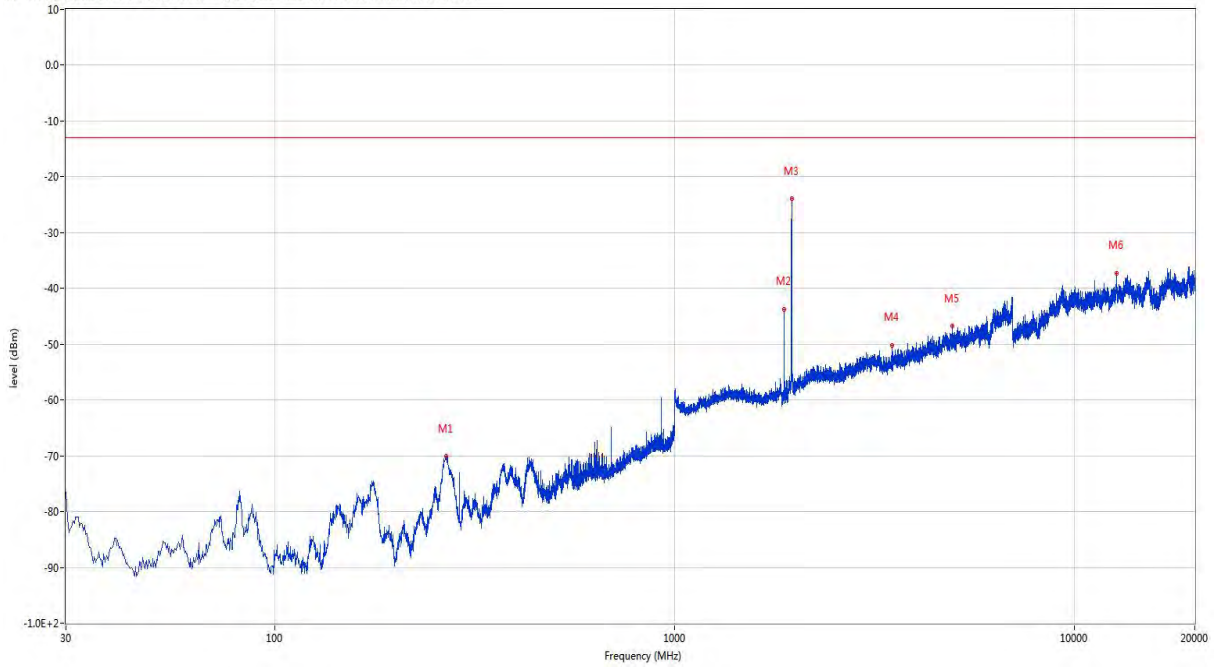
LTE

8 LTE Band 2

8.1 LTE Band 2 BW1.4, Middle Channel

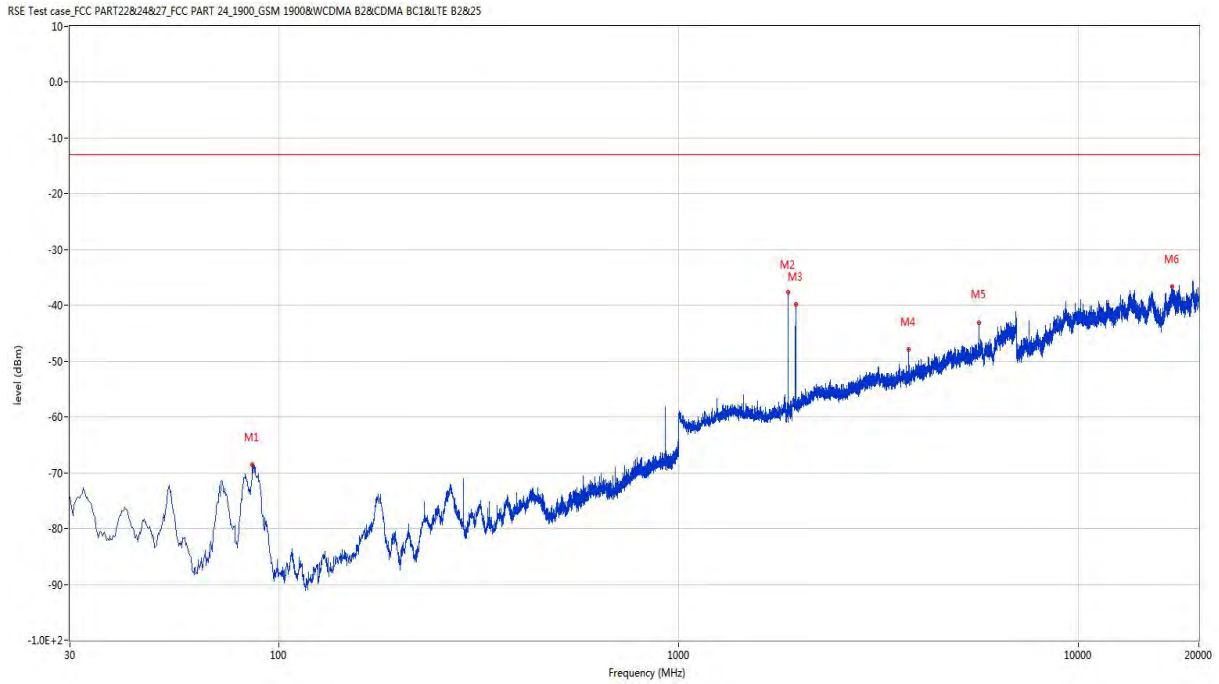
RSE-H&H LTE Band 2 BW1.4 CH18900

RSE Test case_FCC PART22&24827_FCC PART 24_1900_GSM 1900&WCDMA B2&CDMA BC1<E B2&25



Frequency (MHz)	Result (dBm)	Factor (dB)	PK Limit (dBm)	Over Limit (dB)	Table (o)	ANT	EUT	Verdict
268.620	-70.02	-13.43	-13.0	-57.02	360.00	Horizontal	Horizontal	Pass
1880.000	-43.68	-3.86	-13.0	-30.68	67.00	Horizontal	Horizontal	N/A
1960.000	-23.94	-3.57	-13.0	-10.94	128.00	Horizontal	Horizontal	N/A
3499.000	-50.16	4.15	-13.0	-37.16	156.00	Horizontal	Horizontal	Pass
4941.000	-46.74	7.23	-13.0	-33.74	359.00	Horizontal	Horizontal	Pass
12753.625	-37.36	20.22	-13.0	-24.36	24.00	Horizontal	Horizontal	Pass

RSE-V&H LTE Band 2 BW1.4 CH18900

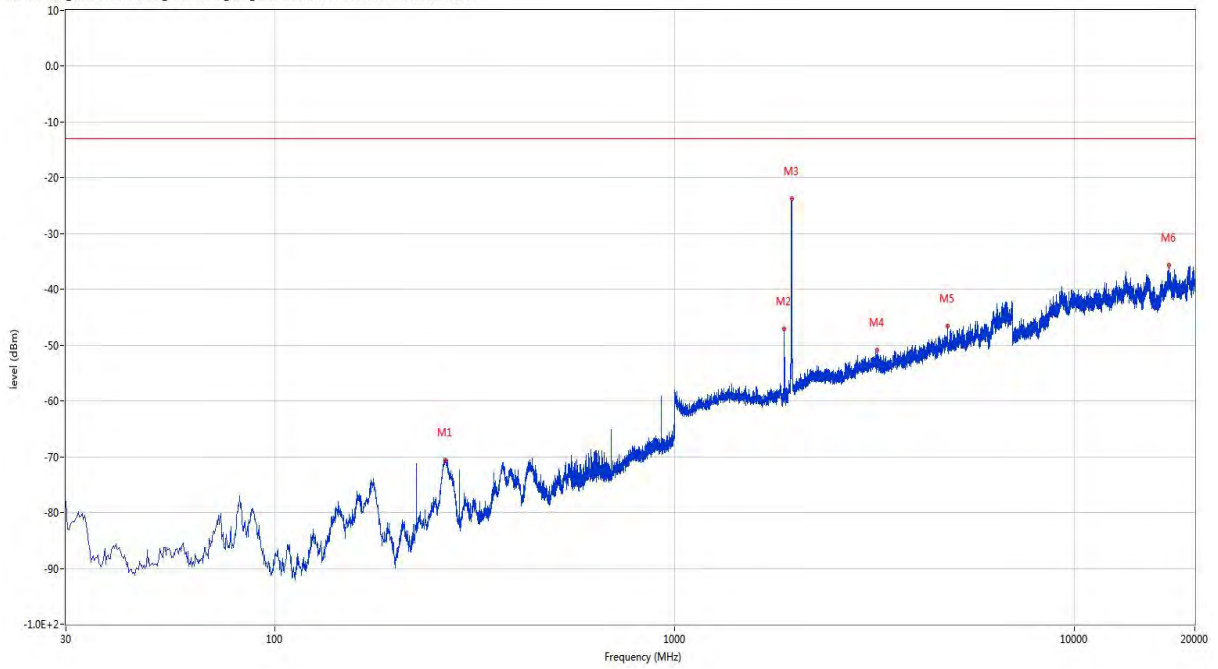


Frequency (MHz)	Result (dBm)	Factor (dB)	PK Limit (dBm)	Over Limit (dB)	Table (o)	ANT	EUT	Verdict
85.775	-68.63	-21.70	-13.0	-55.63	111.00	Vertical	Horizontal	Pass
1880.000	-37.70	-3.86	-13.0	-24.70	57.00	Vertical	Horizontal	N/A
1960.500	-39.84	-3.58	-13.0	-26.84	360.00	Vertical	Horizontal	N/A
3760.000	-47.89	4.10	-13.0	-34.89	263.00	Vertical	Horizontal	Pass
5639.000	-43.02	8.31	-13.0	-30.02	305.00	Vertical	Horizontal	Pass
17158.000	-36.62	18.12	-13.0	-23.62	155.00	Vertical	Horizontal	Pass

8.2 LTE Band 2 BW3, Middle Channel

RSE-H&H LTE Band 2 BW3 CH18900

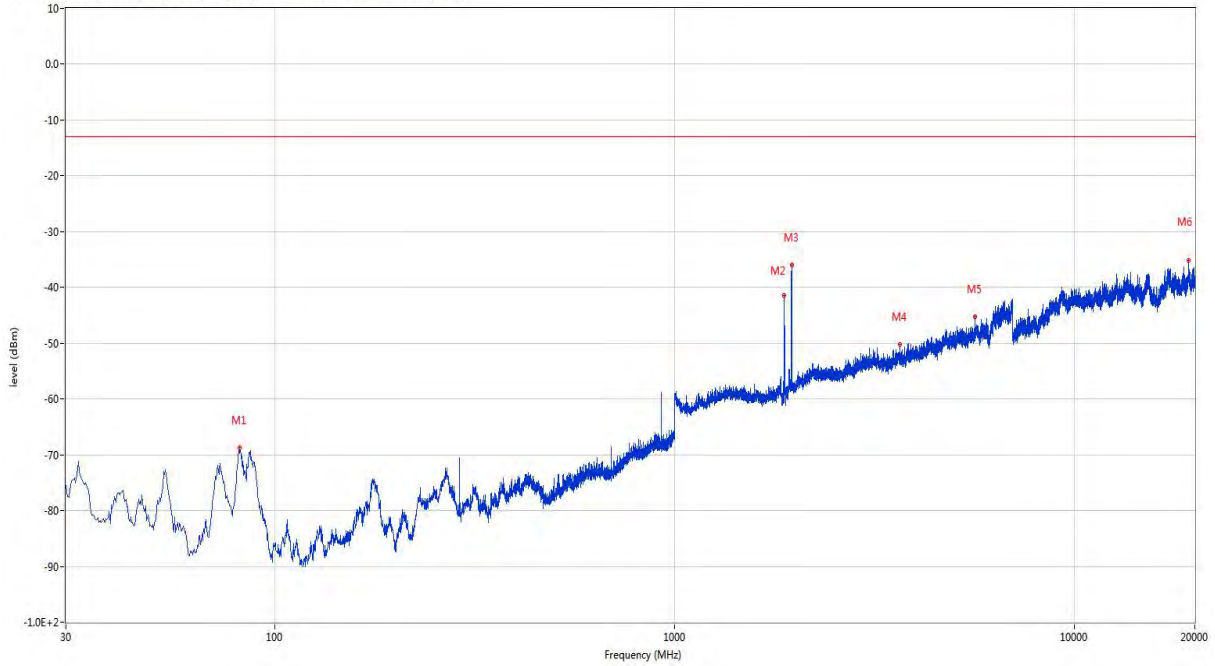
RSE Test case_FCC PART22&24&27_FCC PART 24_1900_GSM 1900&WCDMA B2&CDMA BC1<E B2&25



Frequency (MHz)	Result (dBm)	Factor (dB)	PK Limit (dBm)	Over Limit (dB)	Table (o)	ANT	EUT	Verdict
266.438	-70.53	-13.82	-13.0	-57.53	360.00	Horizontal	Horizontal	Pass
1879.500	-47.05	-3.86	-13.0	-34.05	60.00	Horizontal	Horizontal	N/A
1961.000	-23.77	-3.60	-13.0	-10.77	133.00	Horizontal	Horizontal	N/A
3203.000	-50.95	3.27	-13.0	-37.95	226.00	Horizontal	Horizontal	Pass
4807.000	-46.56	7.65	-13.0	-33.56	190.00	Horizontal	Horizontal	Pass
17216.000	-35.73	18.17	-13.0	-22.73	177.00	Horizontal	Horizontal	Pass

RSE-V&H LTE Band 2 BW3 CH18900

RSE Test case_FCC PART22&24&27_FCC PART 24_1900_GSM 1900&WCDMA B2&CDMA BC1<E B2&25

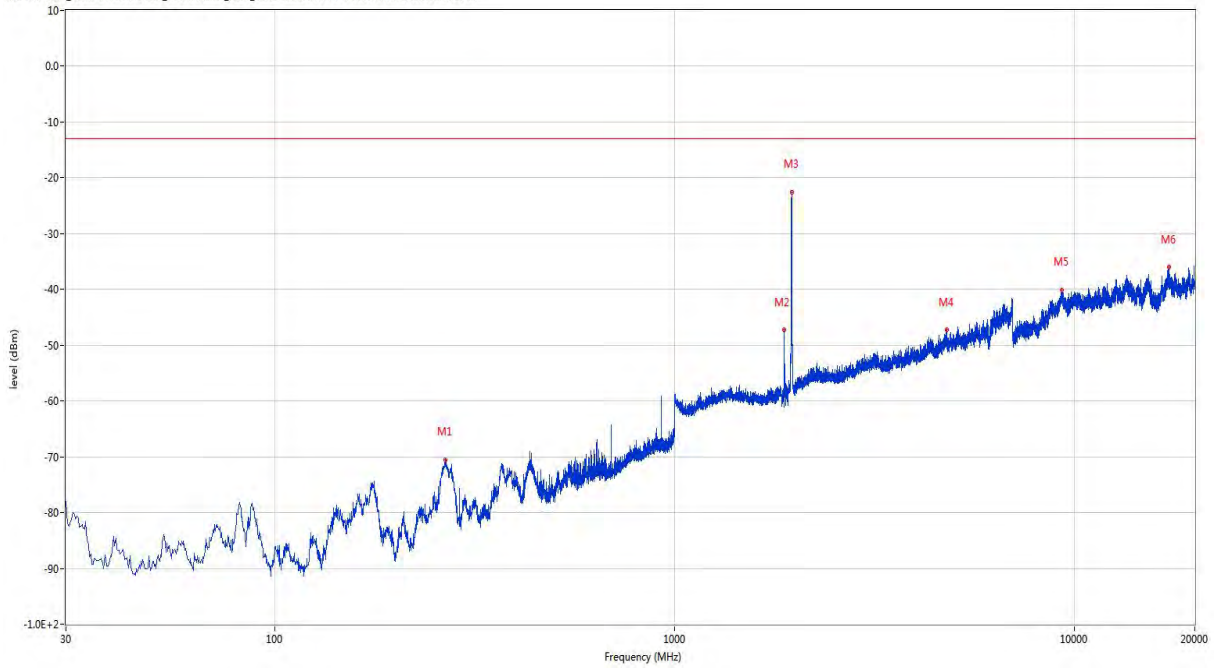


Frequency (MHz)	Result (dBm)	Factor (dB)	PK Limit (dBm)	Over Limit (dB)	Table (o)	ANT	EUT	Verdict
81.410	-68.76	-19.47	-13.0	-55.76	280.00	Vertical	Horizontal	Pass
1880.000	-41.44	-3.86	-13.0	-28.44	45.00	Vertical	Horizontal	N/A
1960.000	-36.06	-3.57	-13.0	-23.06	343.00	Vertical	Horizontal	N/A
3664.000	-50.21	4.06	-13.0	-37.21	14.00	Vertical	Horizontal	Pass
5643.000	-45.27	8.43	-13.0	-32.27	360.00	Vertical	Horizontal	Pass
19313.062	-35.16	24.39	-13.0	-22.16	237.00	Vertical	Horizontal	Pass

8.3 LTE Band 2 BW5, Middle Channel

RSE-H&H LTE Band 2 BW5 CH18900

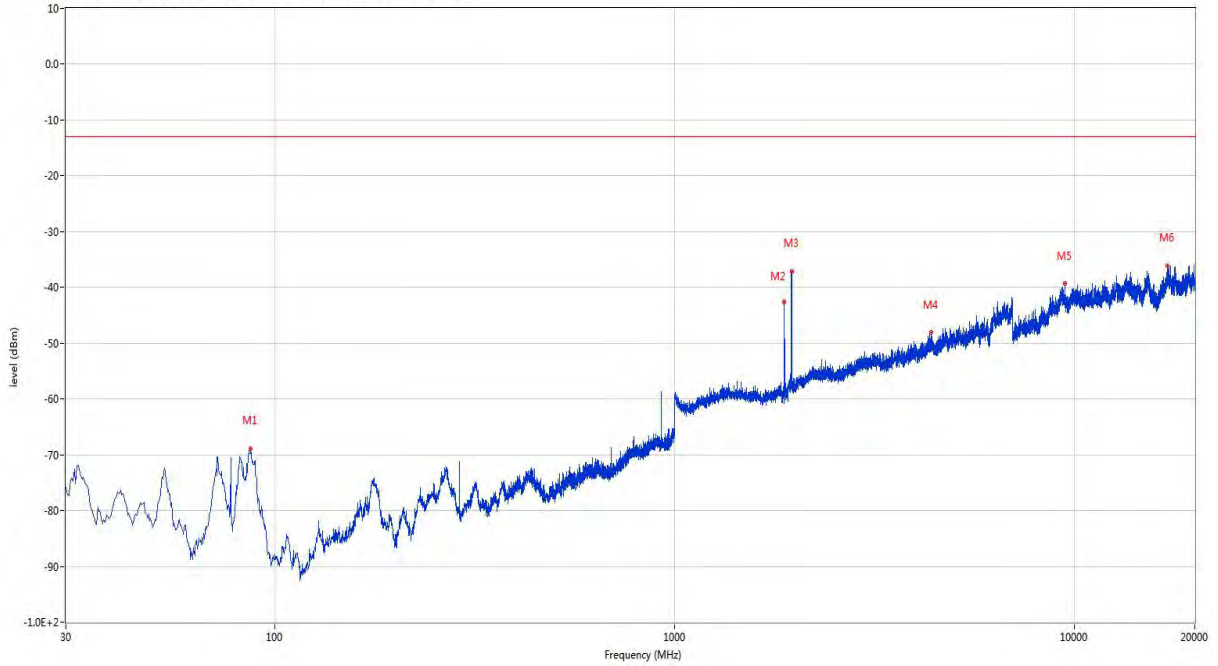
RSE Test case_FCC PART22&24&27_FCC PART 24_1900_GSM 1900&WCDMA B2&CDMA BC1<E B2&25



Frequency (MHz)	Result (dBm)	Factor (dB)	PK Limit (dBm)	Over Limit (dB)	Table (o)	ANT	EUT	Verdict
266.922	-70.48	-13.74	-13.0	-57.48	360.00	Horizontal	Horizontal	Pass
1878.500	-47.30	-3.85	-13.0	-34.30	68.00	Horizontal	Horizontal	N/A
1961.000	-22.51	-3.60	-13.0	-9.51	130.00	Horizontal	Horizontal	N/A
4789.000	-47.24	8.10	-13.0	-34.24	352.00	Horizontal	Horizontal	Pass
9302.875	-40.20	17.71	-13.0	-27.20	38.00	Horizontal	Horizontal	Pass
17203.313	-36.03	18.47	-13.0	-23.03	342.00	Horizontal	Horizontal	Pass

RSE-V&H LTE Band 2 BW5 CH18900

RSE Test case_FCC PART22&24&27_FCC PART 24_1900_GSM 1900&WCDMA B2&CDMA BC1<E B2&25

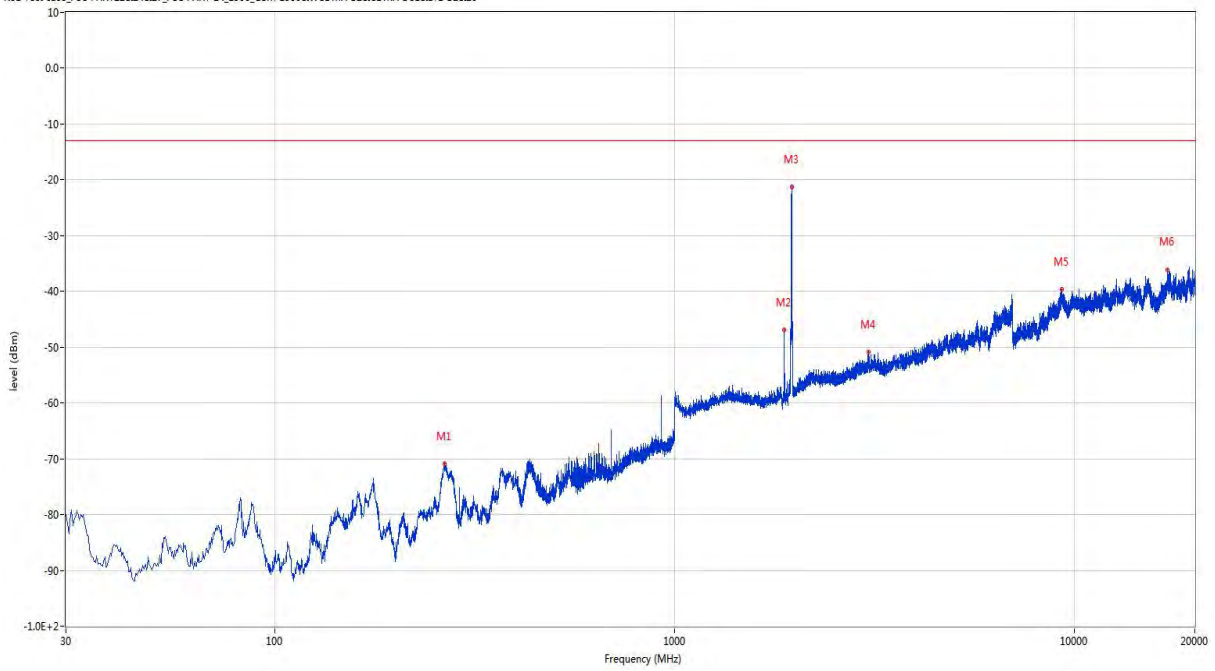


Frequency (MHz)	Result (dBm)	Factor (dB)	PK Limit (dBm)	Over Limit (dB)	Table (o)	ANT	EUT	Verdict
86.988	-68.82	-21.87	-13.0	-55.82	360.00	Vertical	Horizontal	Pass
1879.000	-42.56	-3.85	-13.0	-29.56	55.00	Vertical	Horizontal	N/A
1962.000	-37.06	-3.64	-13.0	-24.06	354.00	Vertical	Horizontal	N/A
4377.000	-48.07	6.88	-13.0	-35.07	170.00	Vertical	Horizontal	Pass
9458.125	-39.31	17.25	-13.0	-26.31	331.00	Vertical	Horizontal	Pass
17107.250	-36.11	19.31	-13.0	-23.11	244.00	Vertical	Horizontal	Pass

8.4 LTE Band 2 BW10, Middle Channel

RSE-H&H LTE Band 2 BW10 CH18900

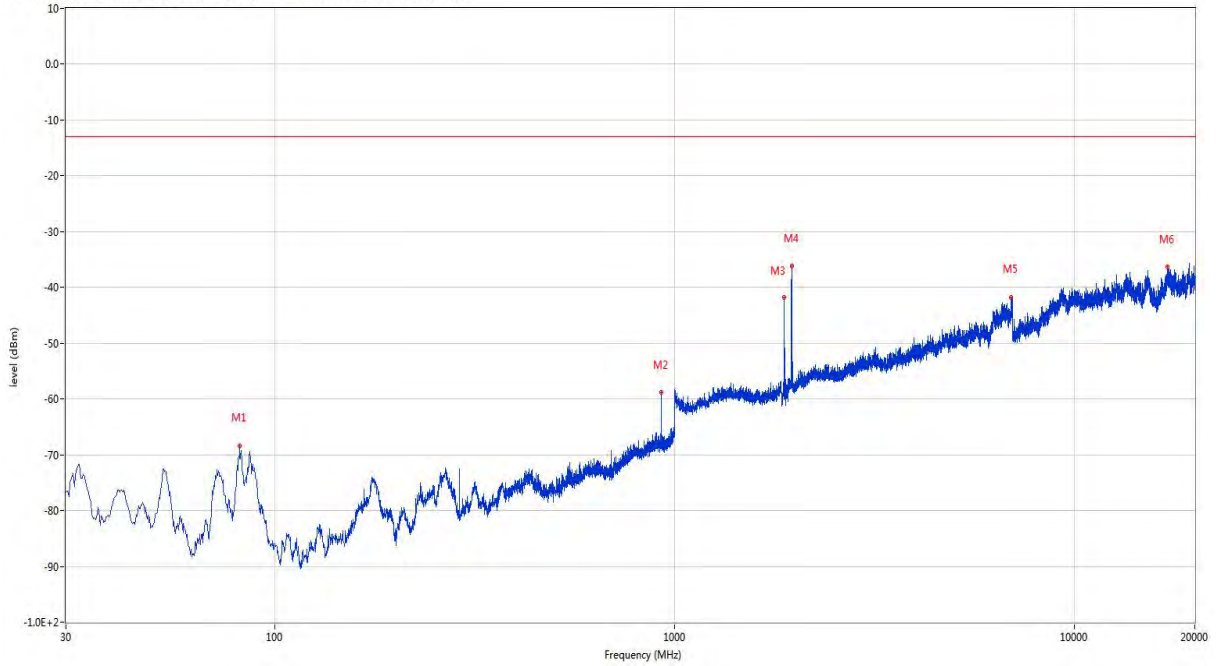
RSE Test case_FCC PART22&24&27_FCC PART 24_1900_GSM 1900&WCDMA B2&CDMA BC1<E B2&25



Frequency (MHz)	Result (dBm)	Factor (dB)	PK Limit (dBm)	Over Limit (dB)	Table (o)	ANT	EUT	Verdict
265.225	-70.96	-13.95	-13.0	-57.96	360.00	Horizontal	Horizontal	Pass
1877.500	-46.91	-3.85	-13.0	-33.91	69.00	Horizontal	Horizontal	N/A
1962.500	-21.26	-3.67	-13.0	-8.26	131.00	Horizontal	Horizontal	N/A
3050.000	-50.83	3.64	-13.0	-37.83	360.00	Horizontal	Horizontal	Pass
9294.250	-39.69	17.58	-13.0	-26.69	0.00	Horizontal	Horizontal	Pass
17096.375	-36.07	19.25	-13.0	-23.07	290.00	Horizontal	Horizontal	Pass

RSE-V&H LTE Band 2 BW10 CH18900

RSE Test case_FCC PART22&24&27_FCC PART 24_1900_GSM 1900&WCDMA B2&CDMA BC1<E B2&25

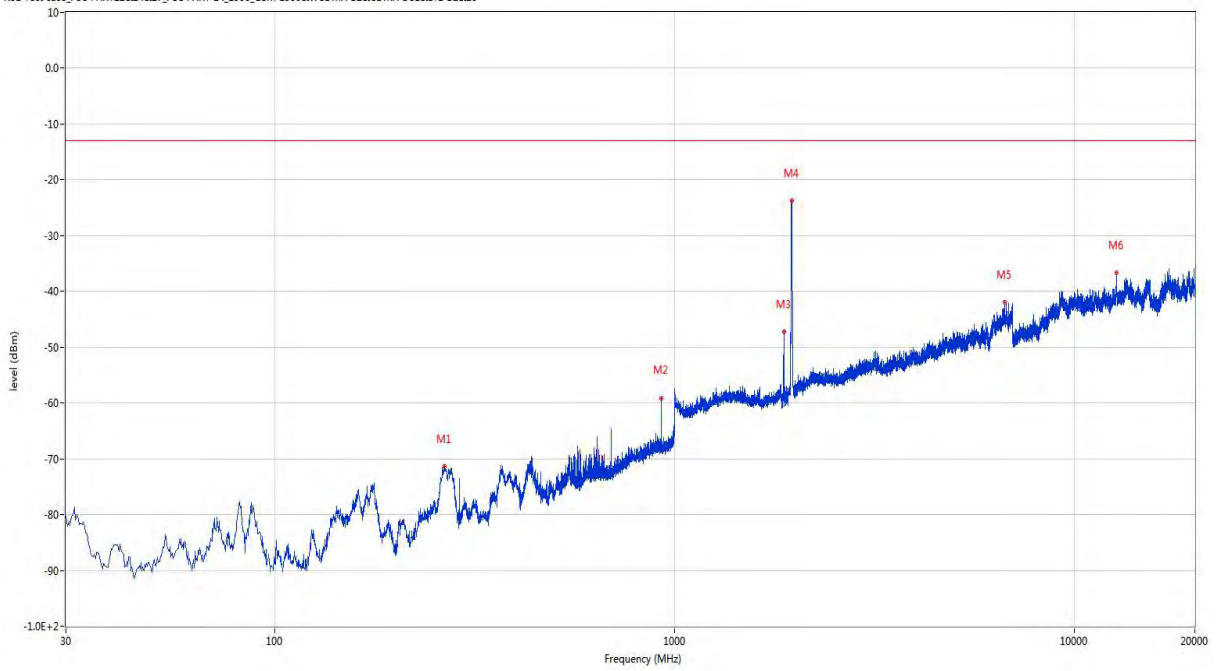


Frequency (MHz)	Result (dBm)	Factor (dB)	PK Limit (dBm)	Over Limit (dB)	Table (o)	ANT	EUT	Verdict
81.652	-68.36	-19.47	-13.0	-55.36	294.00	Vertical	Horizontal	Pass
925.310	-58.85	3.13	-13.0	-45.85	350.00	Vertical	Horizontal	Pass
1877.500	-41.85	-3.85	-13.0	-28.85	46.00	Vertical	Horizontal	N/A
1963.000	-36.13	-3.70	-13.0	-23.13	352.00	Vertical	Horizontal	N/A
6940.000	-41.73	12.92	-13.0	-28.73	73.00	Vertical	Horizontal	Pass
17100.000	-36.34	19.46	-13.0	-23.34	0.00	Vertical	Horizontal	Pass

8.5 LTE Band 2 BW15, Middle Channel

RSE-H&H LTE Band 2 BW15 CH18900

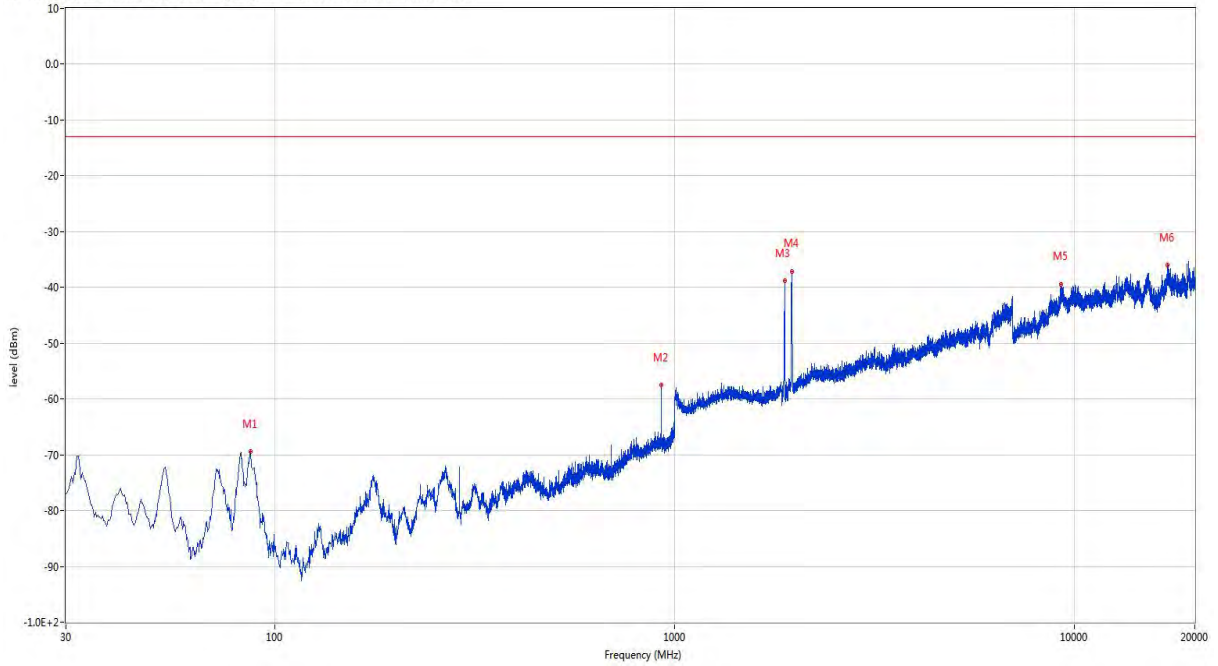
RSE Test case_FCC PART22&24&27_FCC PART 24_1900_GSM 1900&WCDMA B2&CDMA BC1<E B2&25



Frequency (MHz)	Result (dBm)	Factor (dB)	PK Limit (dBm)	Over Limit (dB)	Table (o)	ANT	EUT	Verdict
265.953	-71.38	-13.91	-13.0	-58.38	359.00	Horizontal	Horizontal	Pass
925.310	-59.09	3.13	-13.0	-46.09	19.00	Horizontal	Horizontal	Pass
1874.000	-47.27	-3.84	-13.0	-34.27	66.00	Horizontal	Horizontal	N/A
1964.000	-23.71	-3.72	-13.0	-10.71	124.00	Horizontal	Horizontal	N/A
6679.000	-42.01	12.06	-13.0	-29.01	360.00	Horizontal	Horizontal	Pass
12760.875	-36.62	19.89	-13.0	-23.62	57.00	Horizontal	Horizontal	Pass

RSE-V&H LTE Band 2 BW15 CH18900

RSE Test case_FCC PART22&24&27_FCC PART 24_1900_GSM 1900&WCDMA B2&CDMA BC1<E B2&25

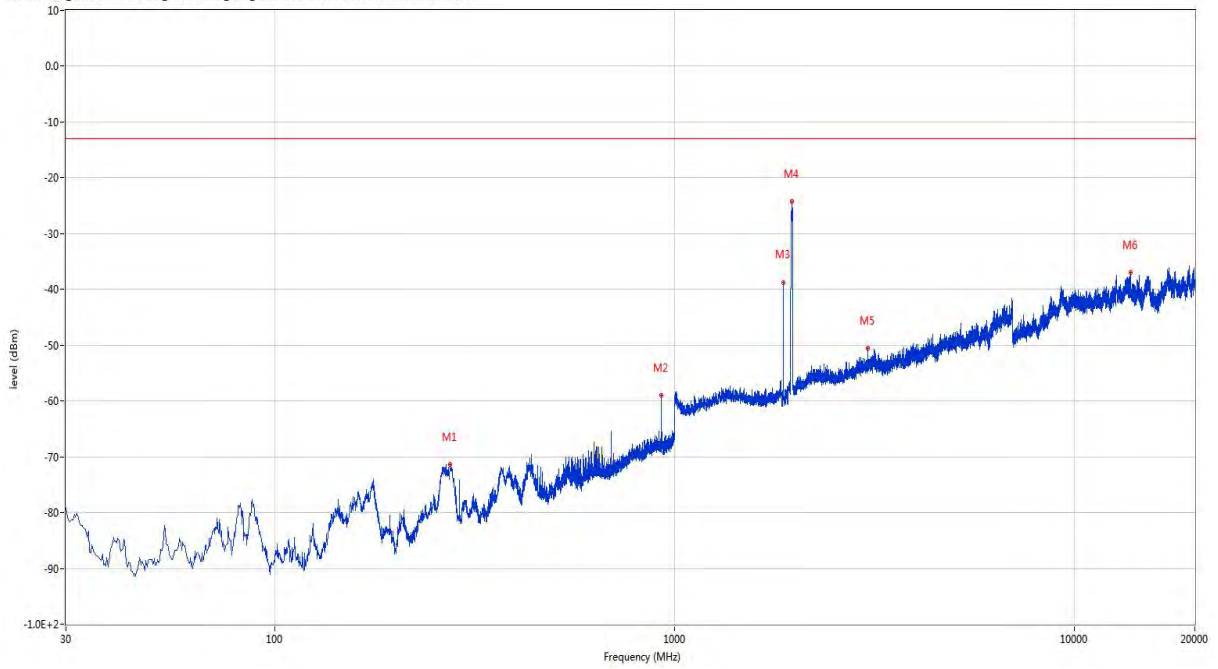


Frequency (MHz)	Result (dBm)	Factor (dB)	PK Limit (dBm)	Over Limit (dB)	Table (o)	ANT	EUT	Verdict
86.745	-69.40	-21.85	-13.0	-56.40	117.00	Vertical	Horizontal	Pass
925.310	-57.47	3.13	-13.0	-44.47	175.00	Vertical	Horizontal	Pass
1887.000	-38.78	-3.87	-13.0	-25.78	52.00	Vertical	Horizontal	N/A
1966.500	-37.09	-3.60	-13.0	-24.09	355.00	Vertical	Horizontal	N/A
9264.062	-39.41	17.15	-13.0	-26.41	337.00	Vertical	Horizontal	Pass
17101.813	-36.00	19.42	-13.0	-23.00	154.00	Vertical	Horizontal	Pass

8.6 LTE Band 2 BW20, Middle Channel

RSE-H&H LTE Band 2 BW20 CH18900

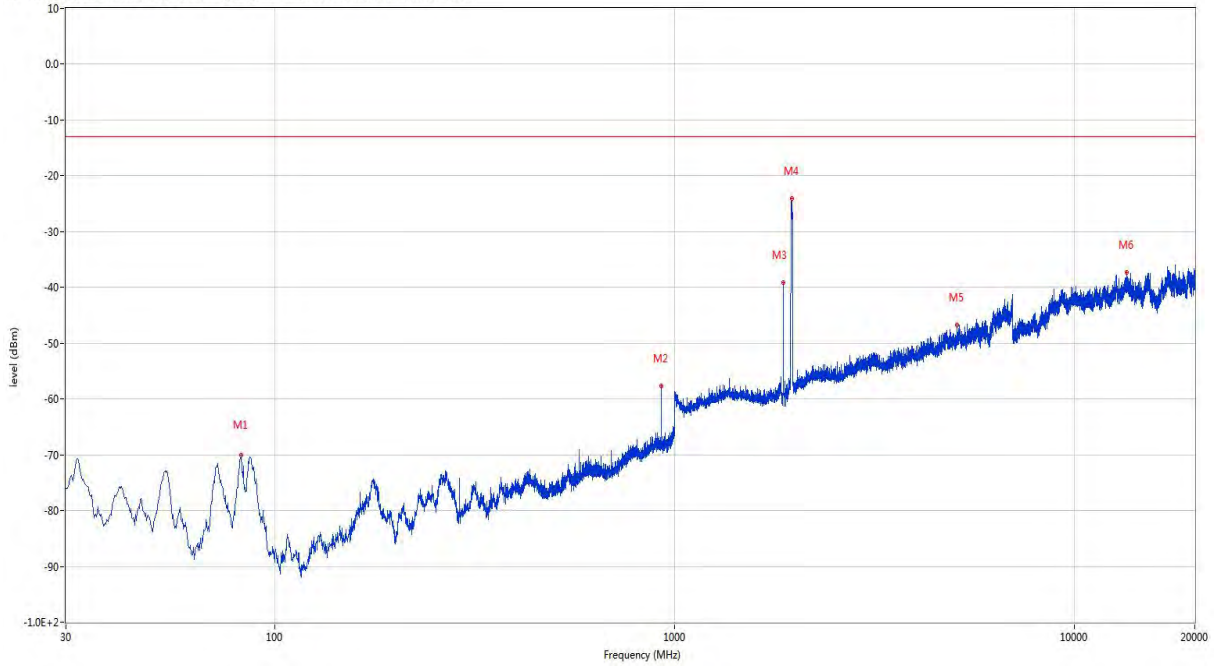
RSE Test case_FCC PART22&24&27_FCC PART 24_1900_GSM 1900&WCDMA B2&CDMA BC1<E B2&25



Frequency (MHz)	Result (dBm)	Factor (dB)	PK Limit (dBm)	Over Limit (dB)	Table (o)	ANT	EUT	Verdict
274.440	-71.36	-12.47	-13.0	-58.36	360.00	Horizontal	Horizontal	Pass
925.310	-58.97	3.13	-13.0	-45.97	8.00	Horizontal	Horizontal	Pass
1871.500	-38.72	-3.84	-13.0	-25.72	66.00	Horizontal	Horizontal	N/A
1964.000	-24.20	-3.72	-13.0	-11.20	131.00	Horizontal	Horizontal	N/A
3041.000	-50.60	3.26	-13.0	-37.60	253.00	Horizontal	Horizontal	Pass
13799.437	-36.95	20.52	-13.0	-23.95	216.00	Horizontal	Horizontal	Pass

RSE-V&H LTE Band 2 BW20 CH18900

RSE Test case_FCC PART22&24&27_FCC PART 24_1900_GSM 1900&WCDMA B2&CDMA BC1<E B2&25

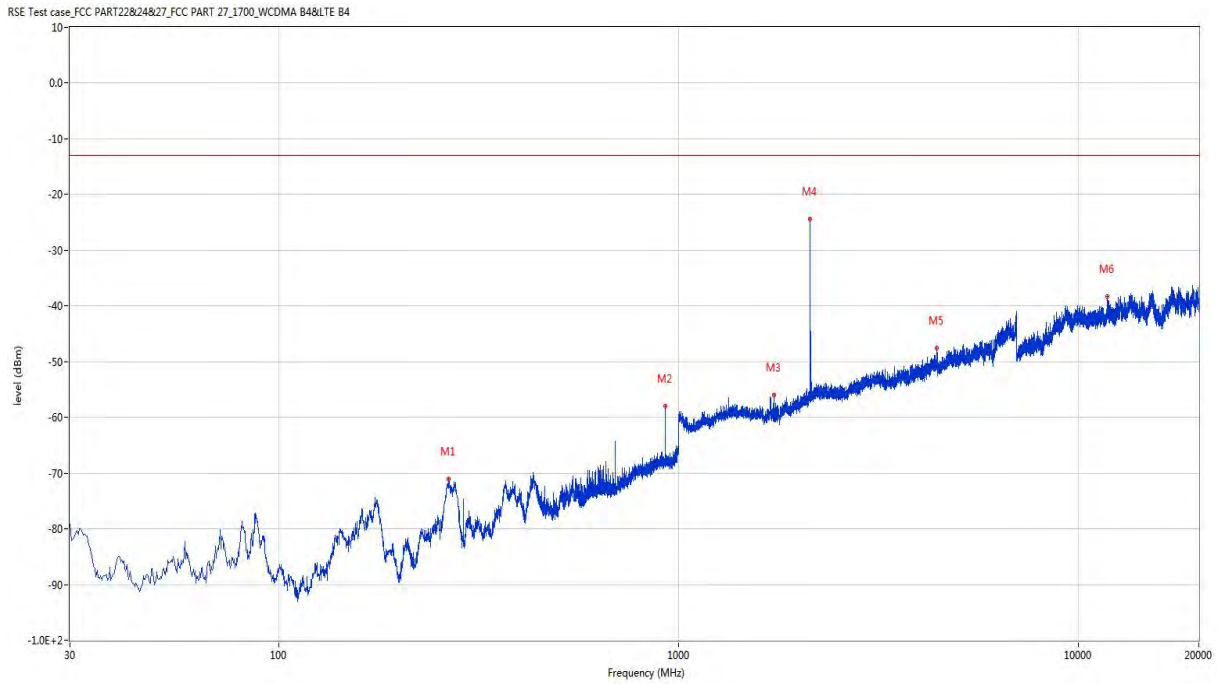


Frequency (MHz)	Result (dBm)	Factor (dB)	PK Limit (dBm)	Over Limit (dB)	Table (o)	ANT	EUT	Verdict
82.137	-70.03	-19.57	-13.0	-57.03	245.00	Vertical	Horizontal	Pass
925.310	-57.69	3.13	-13.0	-44.69	190.00	Vertical	Horizontal	Pass
1871.500	-39.09	-3.84	-13.0	-26.09	68.00	Vertical	Horizontal	N/A
1967.500	-24.07	-3.73	-13.0	-11.07	127.00	Vertical	Horizontal	N/A
5080.000	-46.72	7.92	-13.0	-33.72	103.00	Vertical	Horizontal	Pass
13507.625	-37.29	19.05	-13.0	-24.29	283.00	Vertical	Horizontal	Pass

9 LTE Band 4

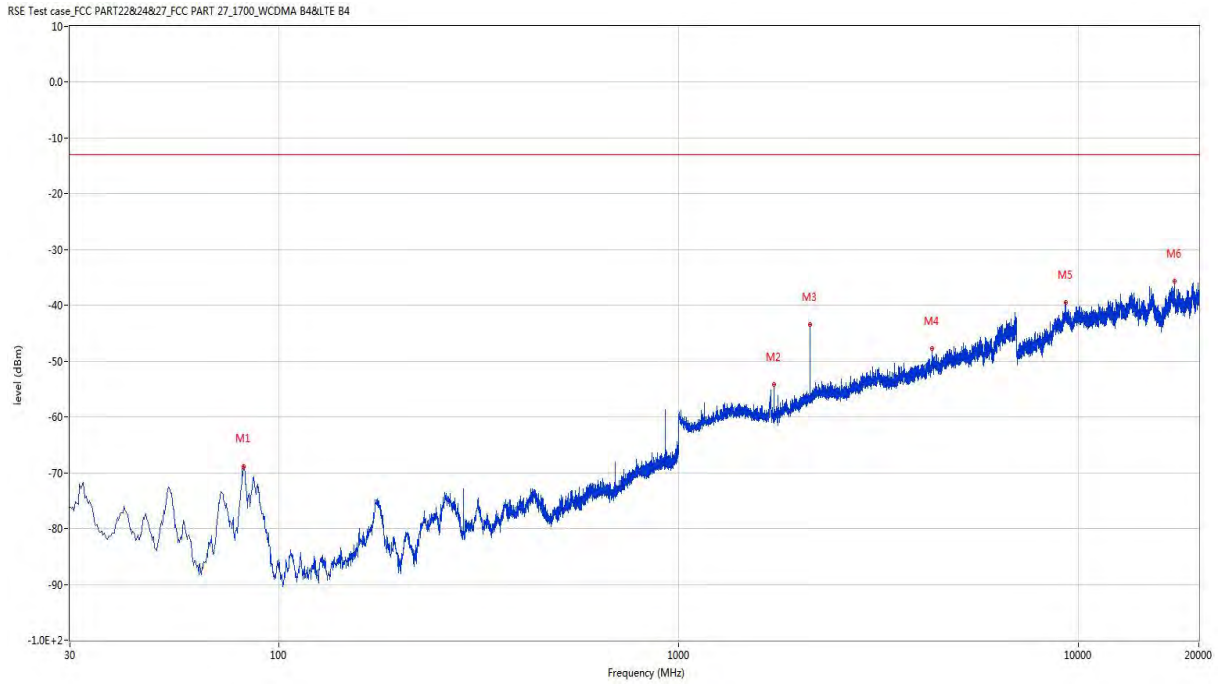
9.1 LTE Band 4 BW1.4, Middle Channel

RSE-H&H LTE Band 4 BW1.4 CH20175



Frequency (MHz)	Result (dBm)	Factor (dB)	PK Limit (dBm)	Over Limit (dB)	Table (o)	ANT	EUT	Verdict
266.195	-71.09	-13.74	-13.0	-58.09	346.00	Horizontal	Horizontal	Pass
925.310	-57.95	3.21	-13.0	-44.95	5.00	Horizontal	Horizontal	Pass
1732.500	-56.03	-4.26	-13.0	-43.03	49.00	Horizontal	Horizontal	N/A
2133.000	-24.42	-2.35	-13.0	-11.42	122.00	Horizontal	Horizontal	N/A
4423.000	-47.55	6.47	-13.0	-34.55	179.00	Horizontal	Horizontal	Pass
11815.625	-38.31	18.58	-13.0	-25.31	325.00	Horizontal	Horizontal	Pass

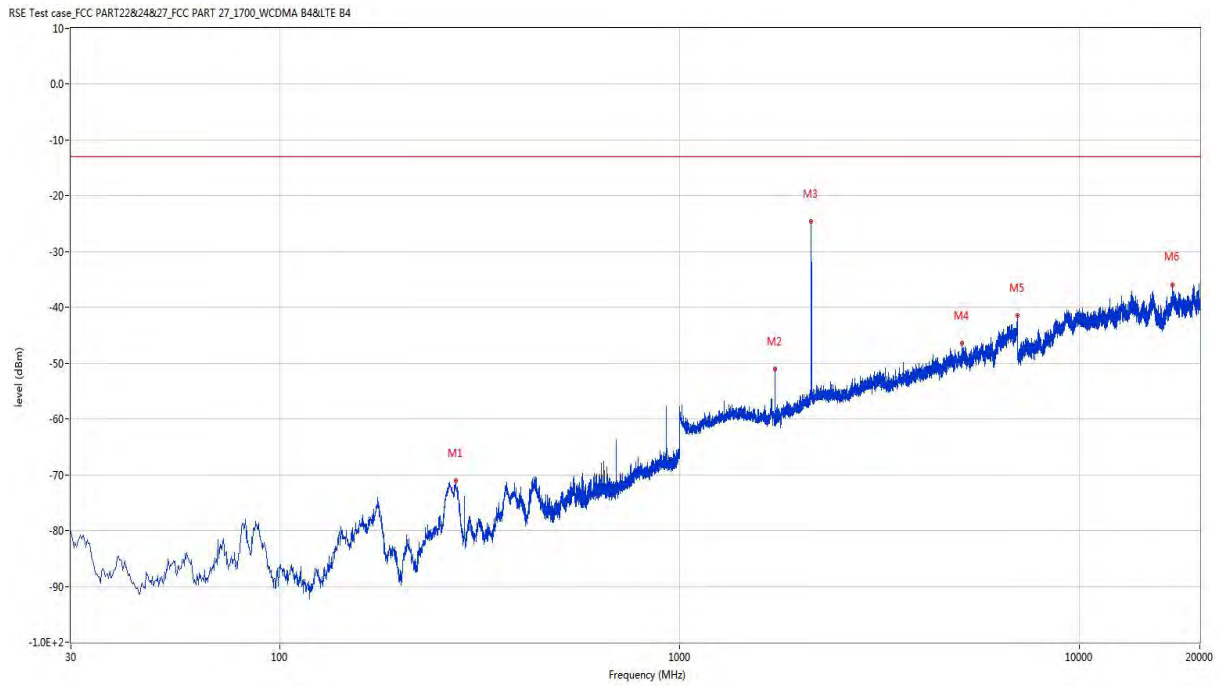
RSE-V&H LTE Band 4 BW1.4 CH20175



Frequency (MHz)	Result (dBm)	Factor (dB)	PK Limit (dBm)	Over Limit (dB)	Table (o)	ANT	EUT	Verdict
81.410	-68.83	-19.58	-13.0	-55.83	308.00	Vertical	Horizontal	Pass
1732.500	-54.16	-4.26	-13.0	-41.16	39.00	Vertical	Horizontal	N/A
2133.000	-43.40	-2.35	-13.0	-30.40	90.00	Vertical	Horizontal	N/A
4297.000	-47.73	6.45	-13.0	-34.73	274.00	Vertical	Horizontal	Pass
9291.375	-39.49	17.51	-13.0	-26.49	353.00	Vertical	Horizontal	Pass
17380.938	-35.73	18.41	-13.0	-22.73	196.00	Vertical	Horizontal	Pass

9.2 LTE Band 4 BW3, Middle Channel

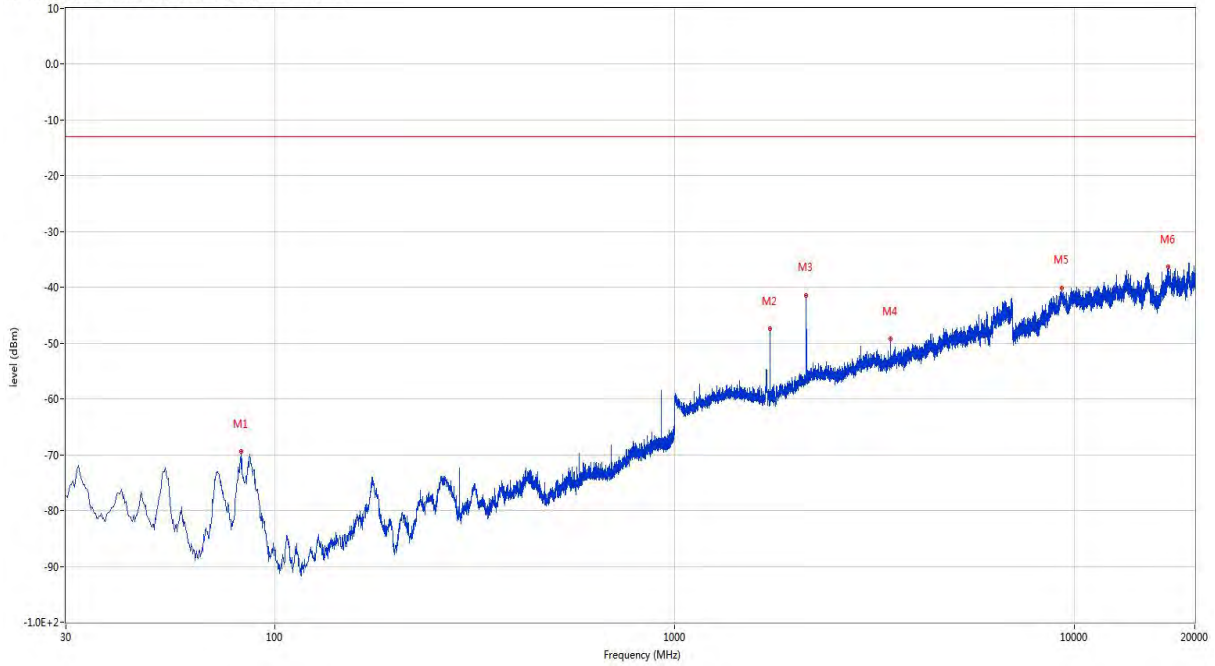
RSE-H&H LTE Band 4 BW3 CH20175



Frequency (MHz)	Result (dBm)	Factor (dB)	PK Limit (dBm)	Over Limit (dB)	Table (o)	ANT	EUT	Verdict
275.168	-71.12	-12.40	-13.0	-58.12	349.00	Horizontal	Horizontal	Pass
1731.500	-51.02	-4.26	-13.0	-38.02	60.00	Horizontal	Horizontal	N/A
2133.000	-24.61	-2.35	-13.0	-11.61	110.00	Horizontal	Horizontal	N/A
5084.000	-46.38	7.88	-13.0	-33.38	0.00	Horizontal	Horizontal	Pass
6985.000	-41.47	14.23	-13.0	-28.47	300.00	Horizontal	Horizontal	Pass
17103.625	-35.94	19.38	-13.0	-22.94	6.00	Horizontal	Horizontal	Pass

RSE-V&H LTE Band 4 BW3 CH20175

RSE Test case_FCC PART22&24&27_FCC PART 27.1700_WCDMA B4<E B4

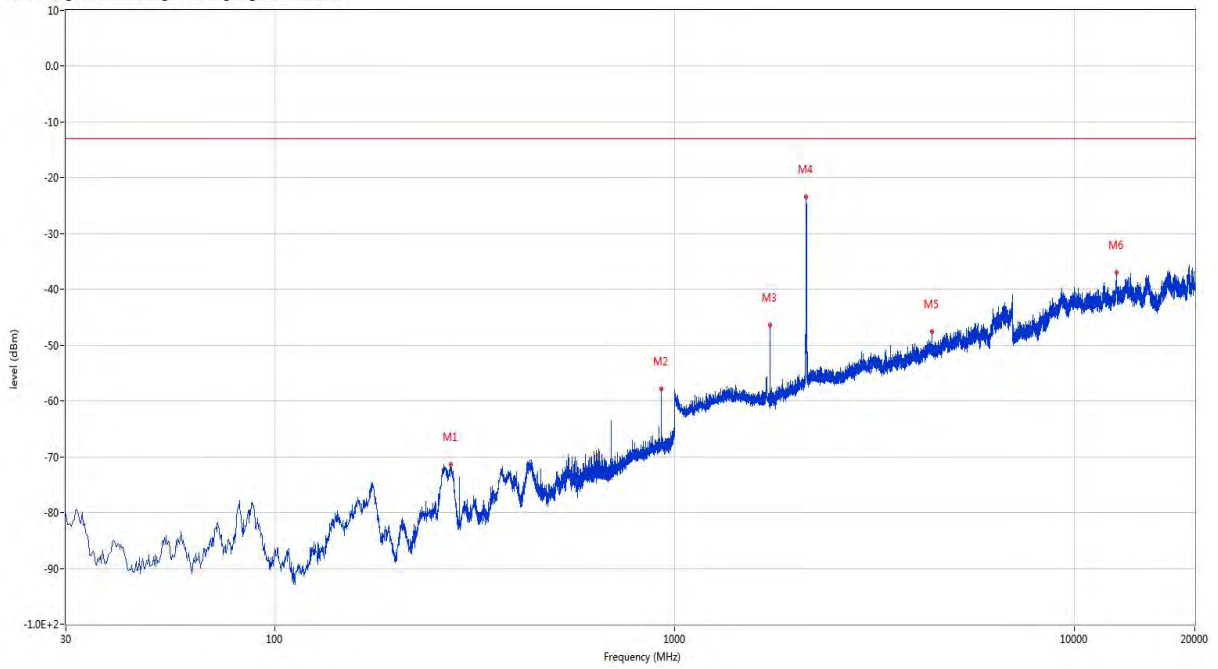


Frequency (MHz)	Result (dBm)	Factor (dB)	PK Limit (dBm)	Over Limit (dB)	Table (o)	ANT	EUT	Verdict
82.137	-69.46	-19.66	-13.0	-56.46	308.00	Vertical	Horizontal	Pass
1732.000	-47.44	-4.26	-13.0	-34.44	42.00	Vertical	Horizontal	N/A
2133.500	-41.38	-2.34	-13.0	-28.38	152.00	Vertical	Horizontal	N/A
3463.000	-49.25	3.64	-13.0	-36.25	258.00	Vertical	Horizontal	Pass
9292.812	-40.04	17.55	-13.0	-27.04	273.00	Vertical	Horizontal	Pass
17185.188	-36.29	18.49	-13.0	-23.29	126.00	Vertical	Horizontal	Pass

9.3 LTE Band 4 BW5, Middle Channel

RSE-H&H LTE Band 4 BW5 CH20175

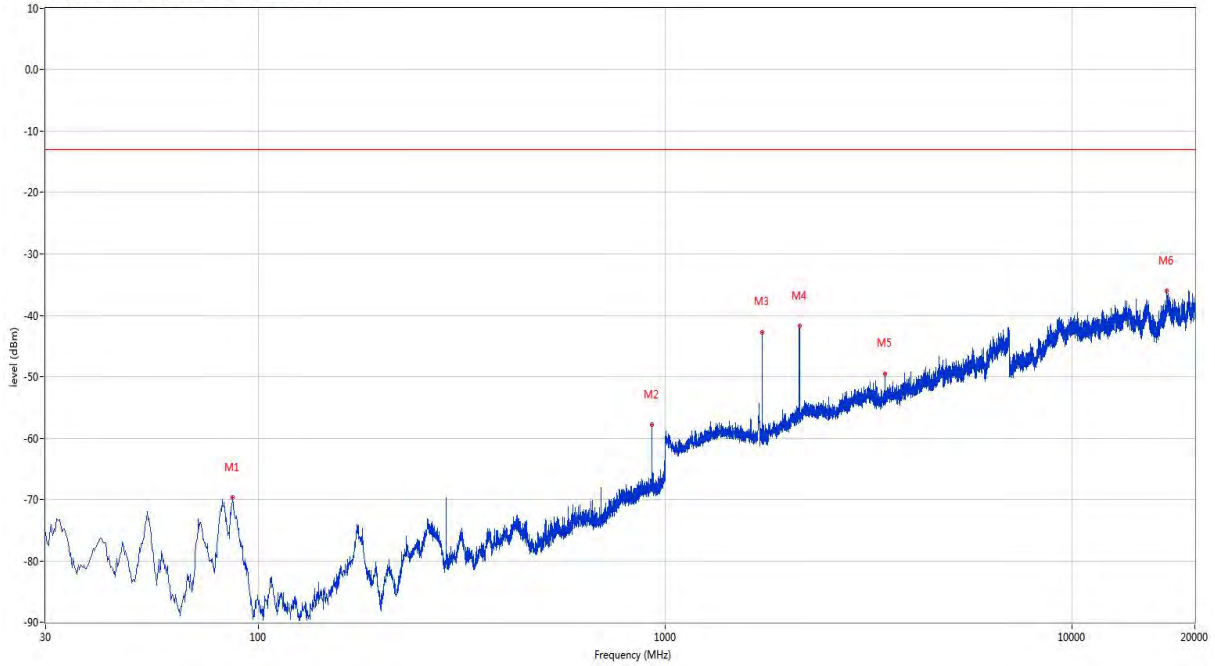
RSE Test case_FCC PART22&24&27_FCC PART 27_1700_WCDMA B4<E B4



Frequency (MHz)	Result (dBm)	Factor (dB)	PK Limit (dBm)	Over Limit (dB)	Table (o)	ANT	EUT	Verdict
275.410	-71.37	-12.37	-13.0	-58.37	356.00	Horizontal	Horizontal	Pass
925.310	-57.89	3.21	-13.0	-44.89	342.00	Horizontal	Horizontal	Pass
1731.000	-46.46	-4.26	-13.0	-33.46	58.00	Horizontal	Horizontal	N/A
2132.000	-23.41	-2.39	-13.0	-10.41	115.00	Horizontal	Horizontal	N/A
4407.000	-47.64	6.70	-13.0	-34.64	335.00	Horizontal	Horizontal	Pass
12757.250	-37.05	20.06	-13.0	-24.05	259.00	Horizontal	Horizontal	Pass

RSE-V&H LTE Band 4 BW5 CH20175

RSE Test case_FCC PART22&24&27_FCC PART 27.1700_WCDMA B4<E B4

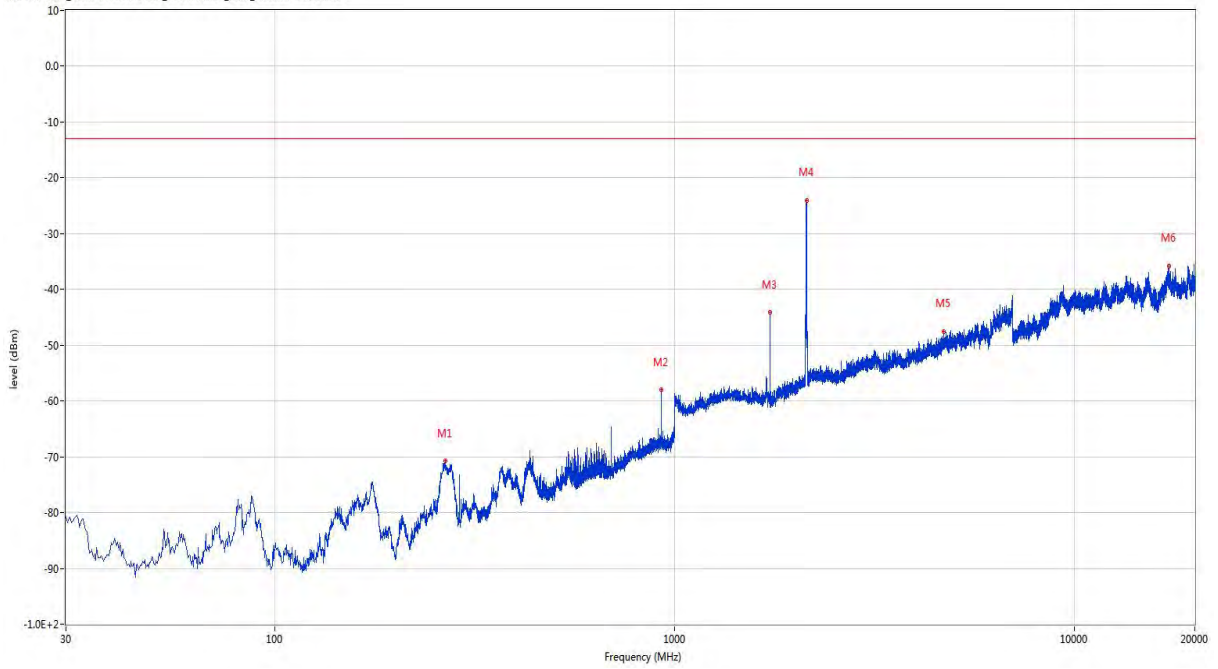


Frequency (MHz)	Result (dBm)	Factor (dB)	PK Limit (dBm)	Over Limit (dB)	Table (o)	ANT	EUT	Verdict
86.503	-69.75	-21.88	-13.0	-56.75	52.00	Vertical	Horizontal	Pass
925.310	-57.89	3.21	-13.0	-44.89	184.00	Vertical	Horizontal	Pass
1731.000	-42.73	-4.26	-13.0	-29.73	37.00	Vertical	Horizontal	N/A
2134.500	-41.75	-2.30	-13.0	-28.75	90.00	Vertical	Horizontal	N/A
3461.000	-49.48	3.60	-13.0	-36.48	270.00	Vertical	Horizontal	Pass
17083.688	-36.00	18.53	-13.0	-23.00	84.00	Vertical	Horizontal	Pass

9.4 LTE Band 4 BW10, Middle Channel

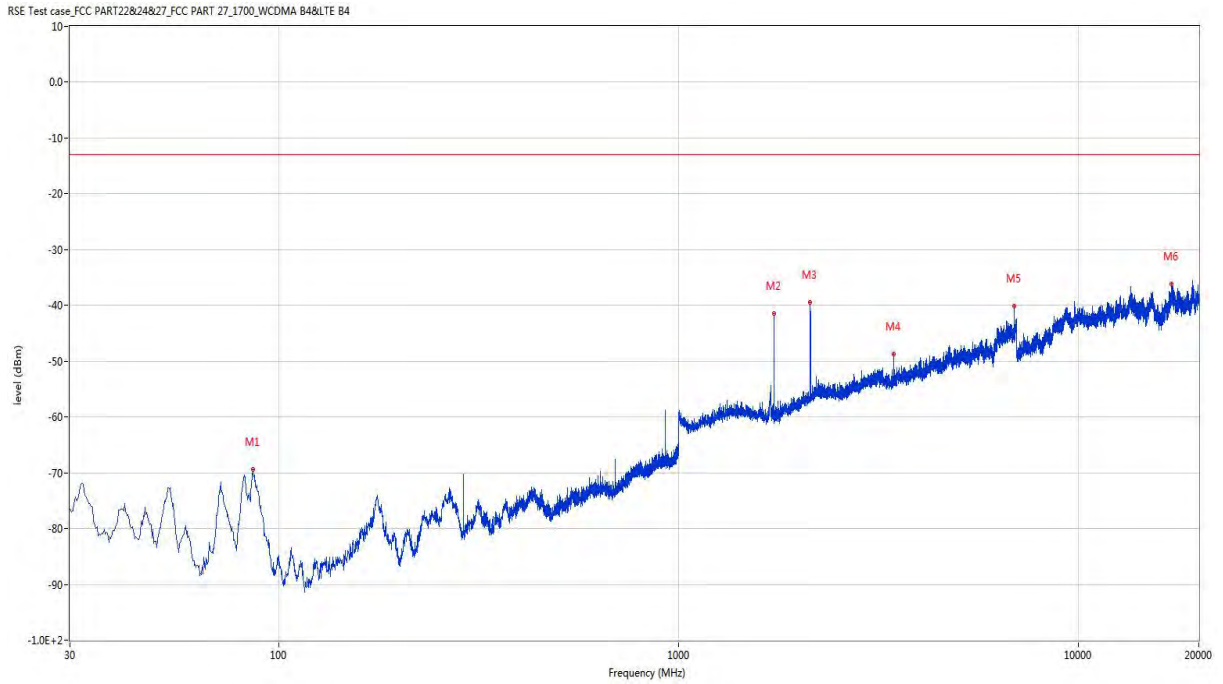
RSE-H&H LTE Band 4 BW10 CH20175

RSE Test case_FCC PART22&24&27_FCC PART 27_1700_WCDMA B4<E B4



Frequency (MHz)	Result (dBm)	Factor (dB)	PK Limit (dBm)	Over Limit (dB)	Table (o)	ANT	EUT	Verdict
266.680	-70.74	-13.69	-13.0	-57.74	351.00	Horizontal	Horizontal	Pass
925.310	-58.05	3.21	-13.0	-45.05	360.00	Horizontal	Horizontal	Pass
1728.500	-44.12	-4.28	-13.0	-31.12	58.00	Horizontal	Horizontal	N/A
2135.000	-24.00	-2.29	-13.0	-11.00	112.00	Horizontal	Horizontal	N/A
4714.000	-47.48	7.24	-13.0	-34.48	300.00	Horizontal	Horizontal	Pass
17208.750	-35.74	18.34	-13.0	-22.74	360.00	Horizontal	Horizontal	Pass

RSE-V&H LTE Band 4 BW10 CH20175

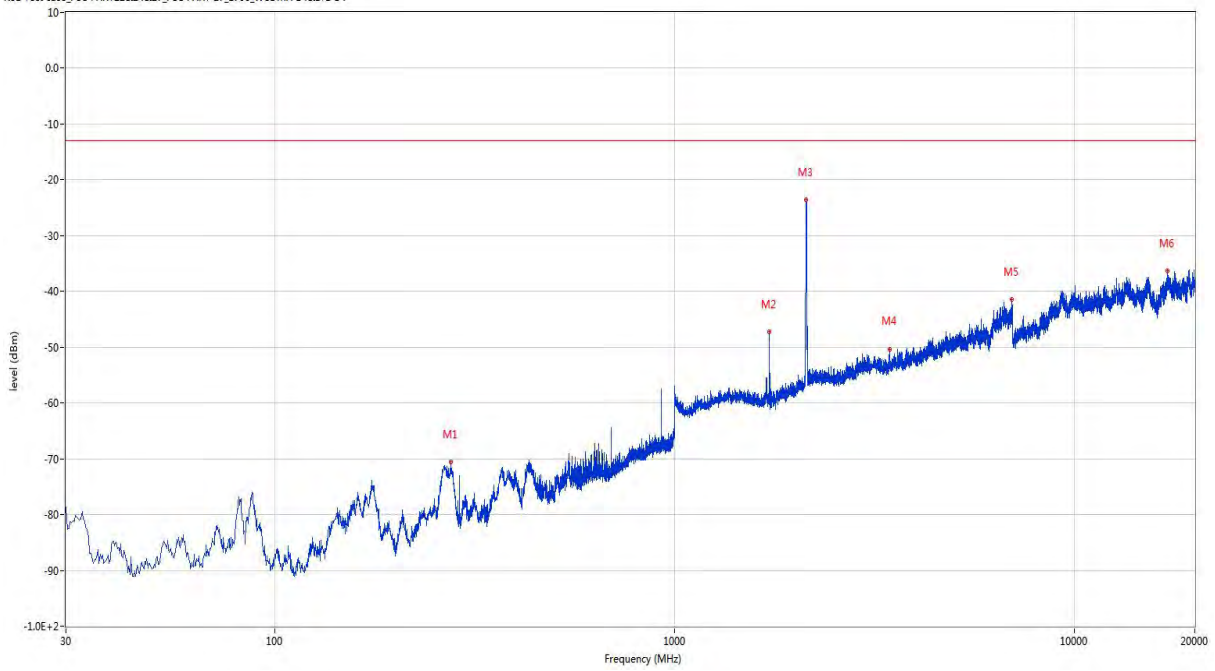


Frequency (MHz)	Result (dBm)	Factor (dB)	PK Limit (dBm)	Over Limit (dB)	Table (o)	ANT	EUT	Verdict
86.018	-69.42	-21.83	-13.0	-56.42	75.00	Vertical	Horizontal	Pass
1728.500	-41.43	-4.28	-13.0	-28.43	46.00	Vertical	Horizontal	N/A
2133.000	-39.43	-2.35	-13.0	-26.43	154.00	Vertical	Horizontal	N/A
3457.000	-48.78	3.64	-13.0	-35.78	266.00	Vertical	Horizontal	Pass
6913.000	-40.14	11.28	-13.0	-27.14	319.00	Vertical	Horizontal	Pass
17090.938	-36.17	18.94	-13.0	-23.17	94.00	Vertical	Horizontal	Pass

9.5 LTE Band 4 BW15, Middle Channel

RSE-H&H LTE Band 4 BW15 CH20175

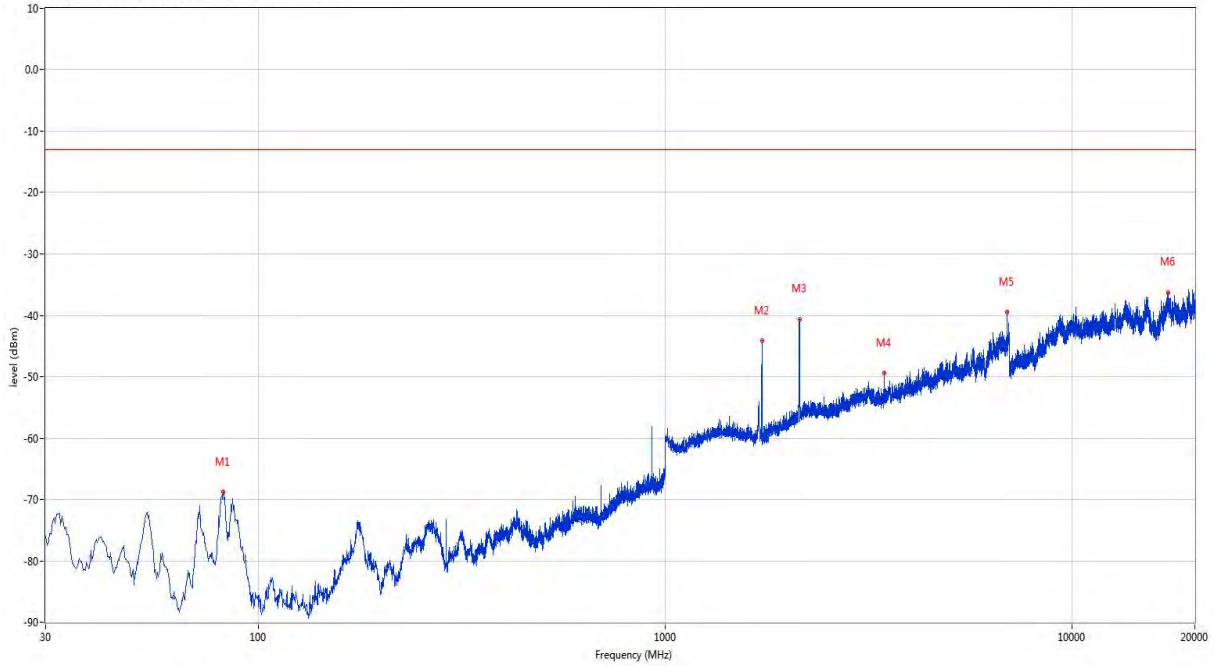
RSE Test case_FCC PART22&24&27_FCC PART 27_1700_WCDMA B4<E B4



Frequency (MHz)	Result (dBm)	Factor (dB)	PK Limit (dBm)	Over Limit (dB)	Table (o)	ANT	EUT	Verdict
275.168	-70.63	-12.40	-13.0	-57.63	165.00	Horizontal	Horizontal	Pass
1726.500	-47.19	-4.28	-13.0	-34.19	74.00	Horizontal	Horizontal	N/A
2131.500	-23.62	-2.40	-13.0	-10.62	116.00	Horizontal	Horizontal	N/A
3452.000	-50.33	3.33	-13.0	-37.33	123.00	Horizontal	Horizontal	Pass
6982.000	-41.45	14.11	-13.0	-28.45	320.00	Horizontal	Horizontal	Pass
17103.625	-36.33	19.38	-13.0	-23.33	10.00	Horizontal	Horizontal	Pass

RSE-V&H LTE Band 4 BW15 CH20175

RSE Test case_FCC PART22&24&27_FCC PART 27.1700_WCDMA B4<E B4

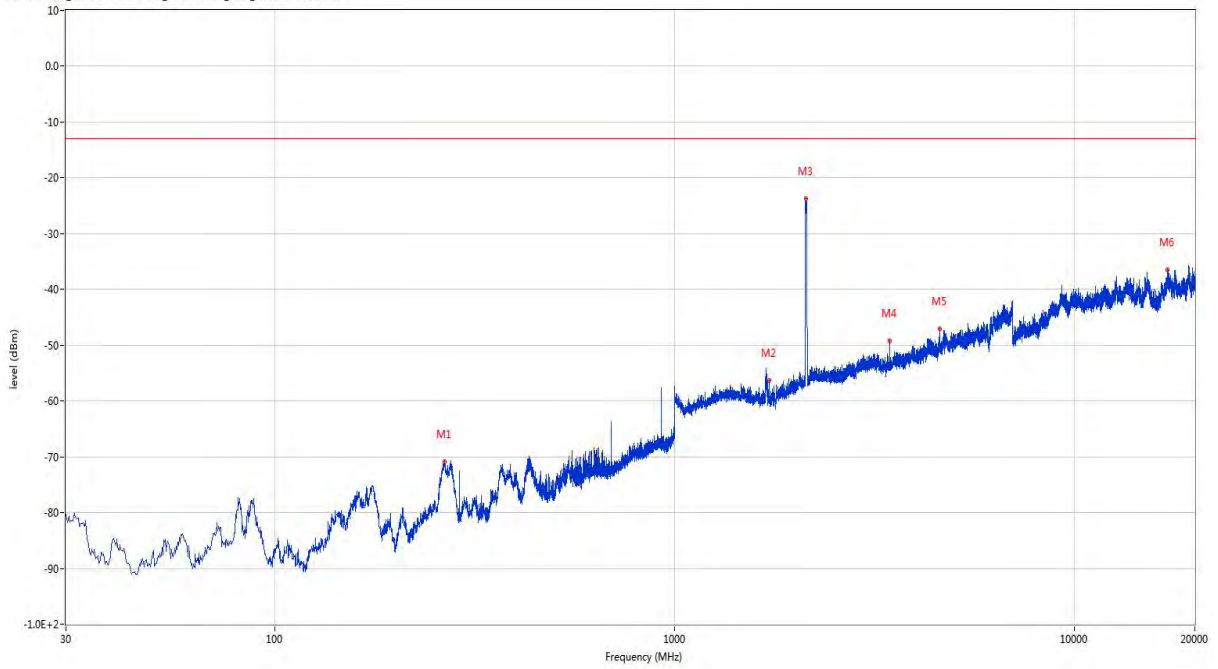


Frequency (MHz)	Result (dBm)	Factor (dB)	PK Limit (dBm)	Over Limit (dB)	Table (o)	ANT	EUT	Verdict
81.895	-68.77	-19.56	-13.0	-55.77	342.00	Vertical	Horizontal	Pass
1726.500	-44.10	-4.28	-13.0	-31.10	40.00	Vertical	Horizontal	N/A
2139.000	-40.62	-2.25	-13.0	-27.62	88.00	Vertical	Horizontal	N/A
3453.000	-49.41	3.34	-13.0	-36.41	250.00	Vertical	Horizontal	Pass
6904.000	-39.42	11.28	-13.0	-26.42	322.00	Vertical	Horizontal	Pass
17196.063	-36.26	18.53	-13.0	-23.26	17.00	Vertical	Horizontal	Pass

9.6 LTE Band 4 BW20, Middle Channel

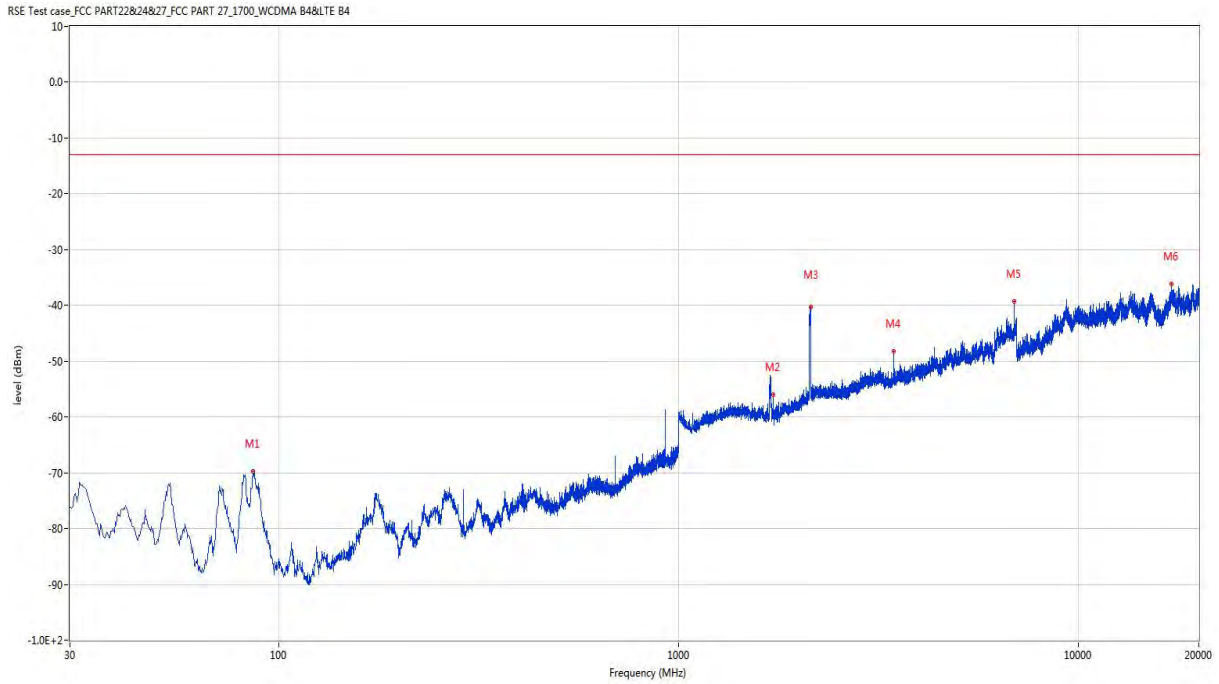
RSE-H&H LTE Band 4 BW20 CH20175

RSE Test case_FCC PART22&24&27_FCC PART 27_1700_WCDMA B4<E B4



Frequency (MHz)	Result (dBm)	Factor (dB)	PK Limit (dBm)	Over Limit (dB)	Table (o)	ANT	EUT	Verdict
265.225	-70.95	-13.83	-13.0	-57.95	360.00	Horizontal	Horizontal	Pass
1724.000	-56.31	-4.30	-13.0	-43.31	37.00	Horizontal	Horizontal	N/A
2129.500	-23.78	-2.40	-13.0	-10.78	116.00	Horizontal	Horizontal	N/A
3448.000	-49.25	3.44	-13.0	-36.25	358.00	Horizontal	Horizontal	Pass
4609.000	-47.15	6.37	-13.0	-34.15	123.00	Horizontal	Horizontal	Pass
17098.188	-36.49	19.36	-13.0	-23.49	314.00	Horizontal	Horizontal	Pass

RSE-V&H LTE Band 4 BW20 CH20175



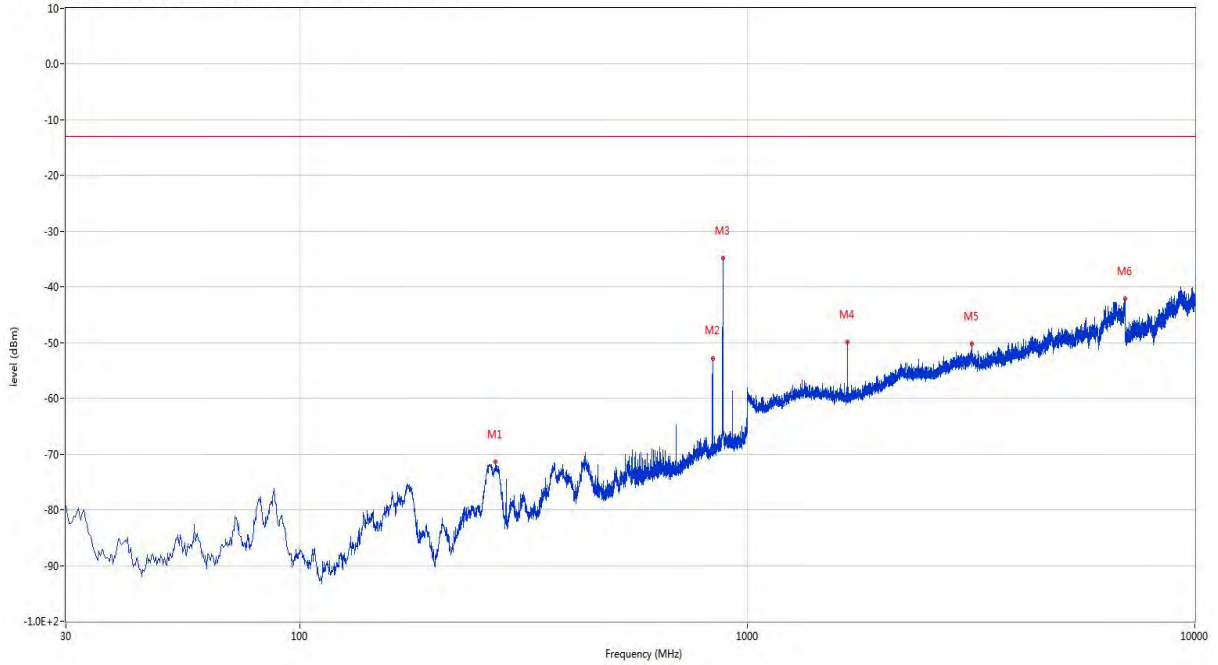
Frequency (MHz)	Result (dBm)	Factor (dB)	PK Limit (dBm)	Over Limit (dB)	Table (o)	ANT	EUT	Verdict
86.260	-69.78	-21.86	-13.0	-56.78	103.00	Vertical	Horizontal	Pass
1724.000	-55.96	-4.30	-13.0	-42.96	45.00	Vertical	Horizontal	N/A
2135.000	-40.24	-2.29	-13.0	-27.24	160.00	Vertical	Horizontal	N/A
3448.000	-48.31	3.44	-13.0	-35.31	255.00	Vertical	Horizontal	Pass
6895.000	-39.36	11.08	-13.0	-26.36	300.00	Vertical	Horizontal	Pass
17092.750	-36.11	19.05	-13.0	-23.11	11.00	Vertical	Horizontal	Pass

10 LTE Band 5

10.1 LTE Band 5 BW1.4, Middle Channel

RSE-H&H LTE Band 5 BW1.4 CH20525

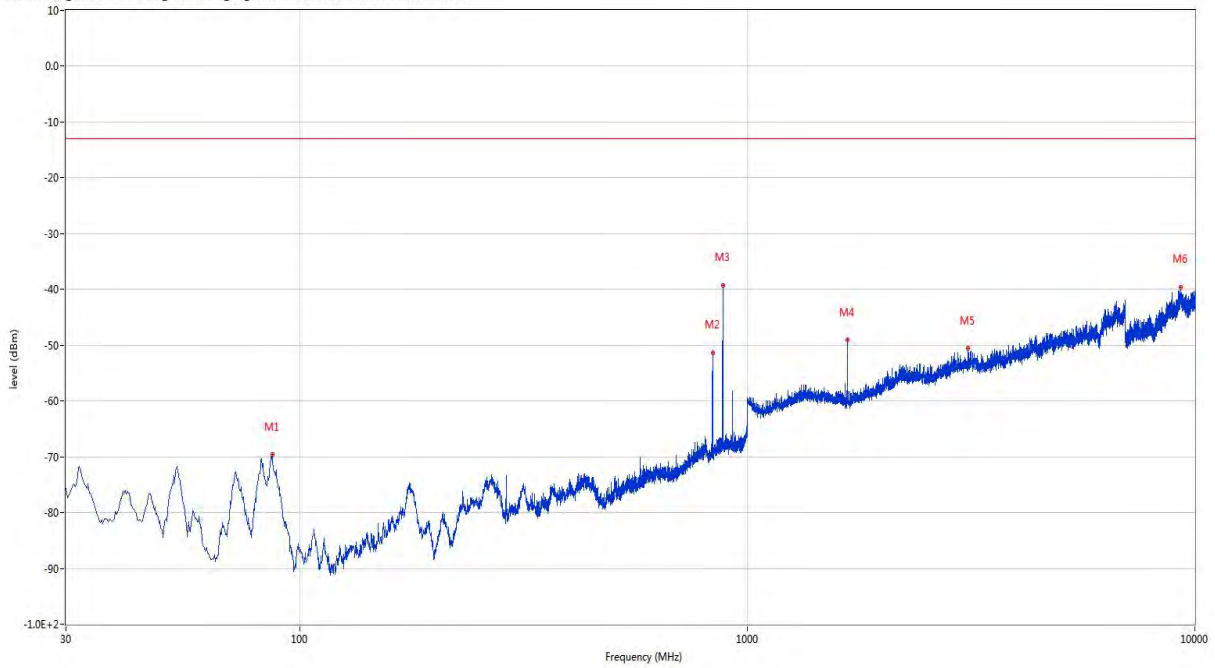
RSE Test case_FCC PART22&24&27_FCC PART 22.850_GSM 850&CDMA BC0&WCDMA B5<E B5&26



Frequency (MHz)	Result (dBm)	Factor (dB)	PK Limit (dBm)	Over Limit (dB)	Table (o)	ANT	EUT	Verdict
273.470	-71.41	-12.53	-13.0	-58.41	360.00	Horizontal	Horizontal	Pass
836.070	-52.79	2.23	-13.0	-39.79	111.00	Horizontal	Horizontal	N/A
881.660	-34.86	2.63	-13.0	-21.86	183.00	Horizontal	Horizontal	N/A
1672.500	-49.95	-5.62	-13.0	-36.95	109.00	Horizontal	Horizontal	Pass
3181.000	-50.25	3.26	-13.0	-37.25	37.00	Horizontal	Horizontal	Pass
6984.000	-42.03	14.18	-13.0	-29.03	56.00	Horizontal	Horizontal	Pass

RSE-V&H LTE Band 5 BW1.4 CH20525

RSE Test case_FCC PART22&24&27_FCC PART 22.850_GSM 850&CDMA BC0&WCDMA B5<E B5&26

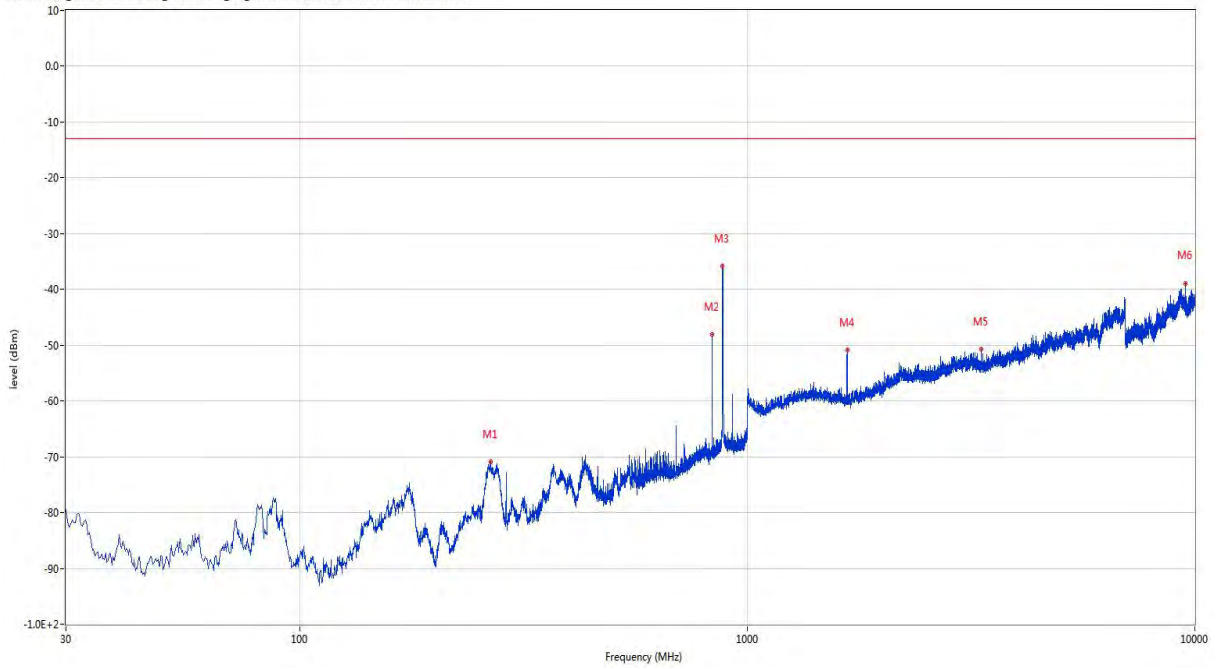


Frequency (MHz)	Result (dBm)	Factor (dB)	PK Limit (dBm)	Over Limit (dB)	Table (o)	ANT	EUT	Verdict
86.745	-69.54	-21.78	-13.0	-56.54	353.00	Vertical	Horizontal	Pass
836.070	-51.32	2.23	-13.0	-38.32	166.00	Vertical	Horizontal	N/A
881.417	-39.21	2.63	-13.0	-26.21	107.00	Vertical	Horizontal	N/A
1672.500	-49.07	-5.62	-13.0	-36.07	210.00	Vertical	Horizontal	Pass
3108.000	-50.56	3.51	-13.0	-37.56	285.00	Vertical	Horizontal	Pass
9304.750	-39.55	17.70	-13.0	-26.55	250.00	Vertical	Horizontal	Pass

10.2 LTE Band 5 BW3, Middle Channel

RSE-H&H LTE Band 5 BW3 CH20525

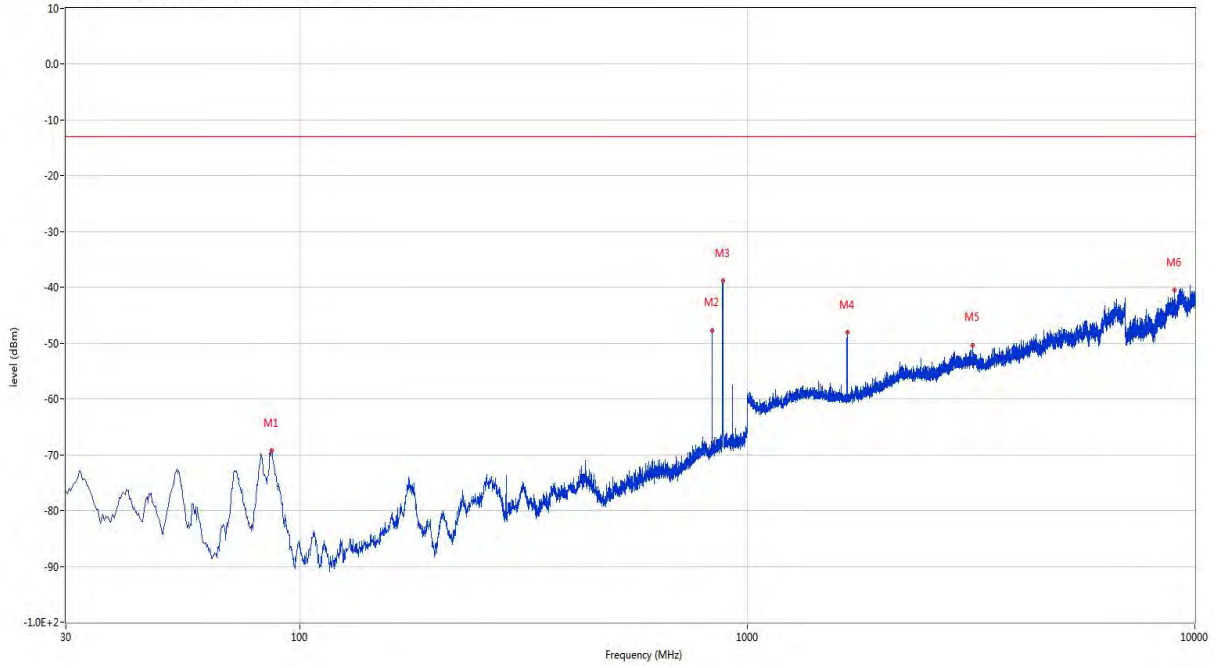
RSE Test case_FCC PART22&24&27_FCC PART 22_850_GSM 850&CDMA BC0&WCDMA B5<E B5&26



Frequency (MHz)	Result (dBm)	Factor (dB)	PK Limit (dBm)	Over Limit (dB)	Table (o)	ANT	EUT	Verdict
266.922	-70.91	-13.54	-13.0	-57.91	360.00	Horizontal	Horizontal	Pass
835.100	-48.11	2.20	-13.0	-35.11	76.00	Horizontal	Horizontal	N/A
880.690	-35.90	2.64	-13.0	-22.90	176.00	Horizontal	Horizontal	N/A
1671.000	-50.92	-5.69	-13.0	-37.92	122.00	Horizontal	Horizontal	Pass
3328.000	-50.78	3.46	-13.0	-37.78	144.00	Horizontal	Horizontal	Pass
9528.250	-38.96	17.09	-13.0	-25.96	176.00	Horizontal	Horizontal	Pass

RSE-V&H LTE Band 5 BW3 CH20525

RSE Test case_FCC PART22&24&27_FCC PART 22.850_GSM 850&CDMA BC0&WCDMA B5<E B5&26

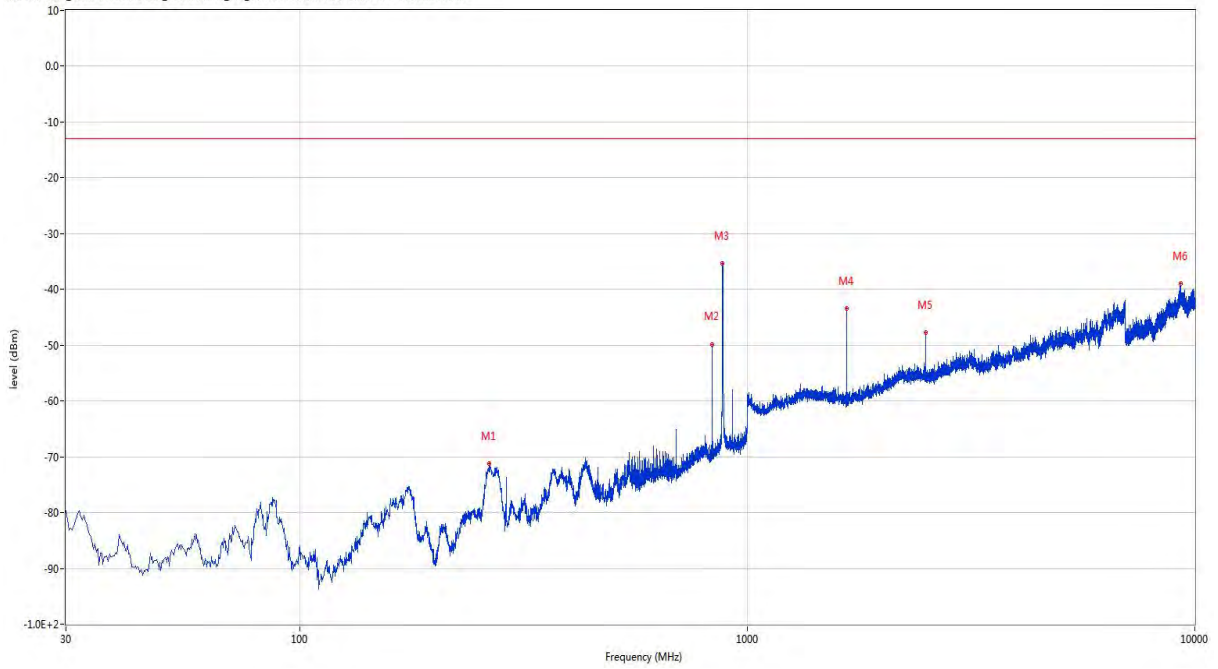


Frequency (MHz)	Result (dBm)	Factor (dB)	PK Limit (dBm)	Over Limit (dB)	Table (o)	ANT	EUT	Verdict
86.503	-69.29	-21.77	-13.0	-56.29	39.00	Vertical	Horizontal	Pass
835.343	-47.65	2.21	-13.0	-34.65	159.00	Vertical	Horizontal	N/A
881.417	-38.85	2.63	-13.0	-25.85	102.00	Vertical	Horizontal	N/A
1671.000	-48.12	-5.69	-13.0	-35.12	328.00	Vertical	Horizontal	Pass
3188.000	-50.29	3.11	-13.0	-37.29	122.00	Vertical	Horizontal	Pass
9007.750	-40.53	16.11	-13.0	-27.53	279.00	Vertical	Horizontal	Pass

10.3 LTE Band 5 BW5, Middle Channel

RSE-H&H LTE Band 5 BW5 CH20525

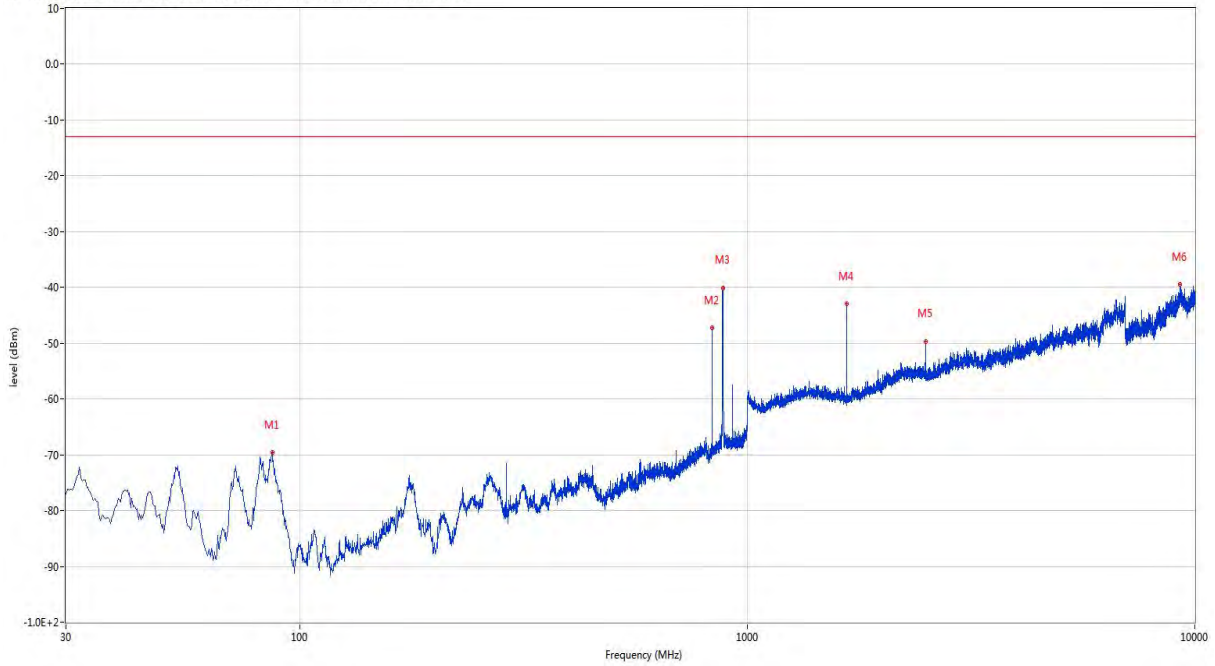
RSE Test case_FCC PART22&24&27_FCC PART 22_850_GSM 850&CDMA BC0&WCDMA B5<E B5&26



Frequency (MHz)	Result (dBm)	Factor (dB)	PK Limit (dBm)	Over Limit (dB)	Table (o)	ANT	EUT	Verdict
264.983	-71.29	-13.77	-13.0	-58.29	351.00	Horizontal	Horizontal	Pass
834.372	-49.82	2.18	-13.0	-36.82	92.00	Horizontal	Horizontal	N/A
880.447	-35.31	2.65	-13.0	-22.31	188.00	Horizontal	Horizontal	N/A
1669.000	-43.49	-5.70	-13.0	-30.49	111.00	Horizontal	Horizontal	Pass
2503.500	-47.73	-0.65	-13.0	-34.73	101.00	Horizontal	Horizontal	Pass
9286.750	-39.01	17.41	-13.0	-26.01	202.00	Horizontal	Horizontal	Pass

RSE-V&H LTE Band 5 BW5 CH20525

RSE Test case_FCC PART22&24&27_FCC PART 22.850_GSM 850&CDMA BC0&WCDMA B5<E B5&26

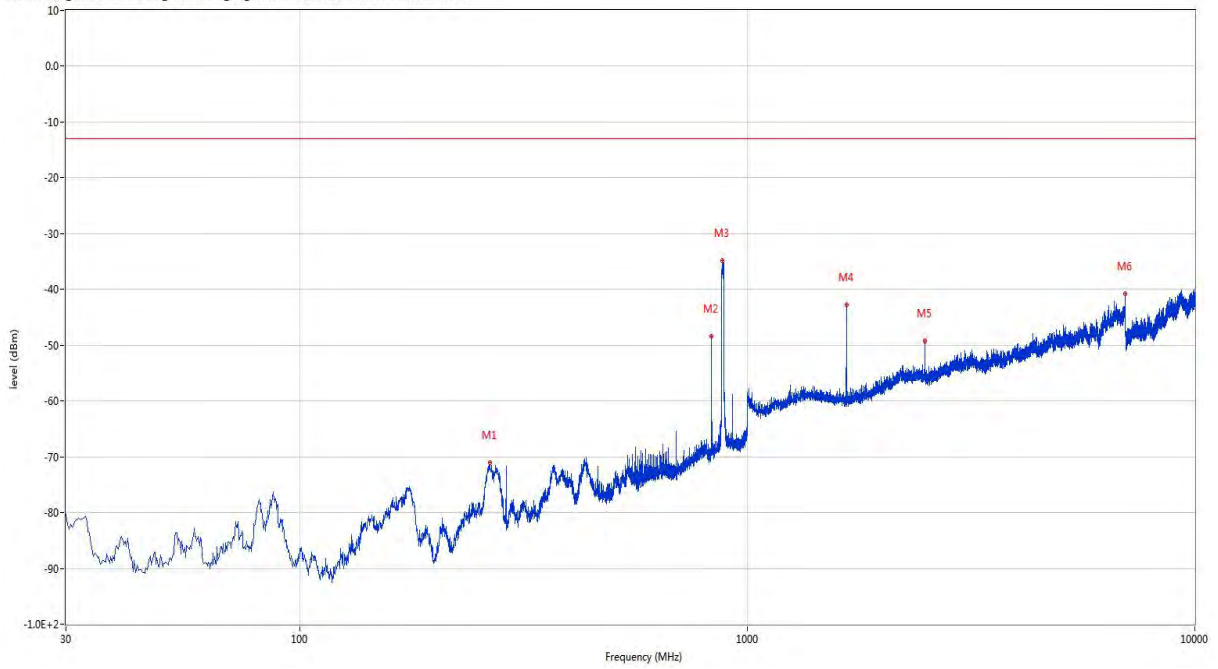


Frequency (MHz)	Result (dBm)	Factor (dB)	PK Limit (dBm)	Over Limit (dB)	Table (o)	ANT	EUT	Verdict
86.745	-69.63	-21.78	-13.0	-56.63	5.00	Vertical	Horizontal	Pass
834.372	-47.24	2.18	-13.0	-34.24	155.00	Vertical	Horizontal	N/A
880.932	-40.05	2.64	-13.0	-27.05	97.00	Vertical	Horizontal	N/A
1669.500	-42.93	-5.70	-13.0	-29.93	322.00	Vertical	Horizontal	Pass
2503.500	-49.63	-0.65	-13.0	-36.63	226.00	Vertical	Horizontal	Pass
9262.000	-39.51	17.14	-13.0	-26.51	245.00	Vertical	Horizontal	Pass

10.4 LTE Band 5 BW10, Middle Channel

RSE-H&H LTE Band 5 BW10 CH20525

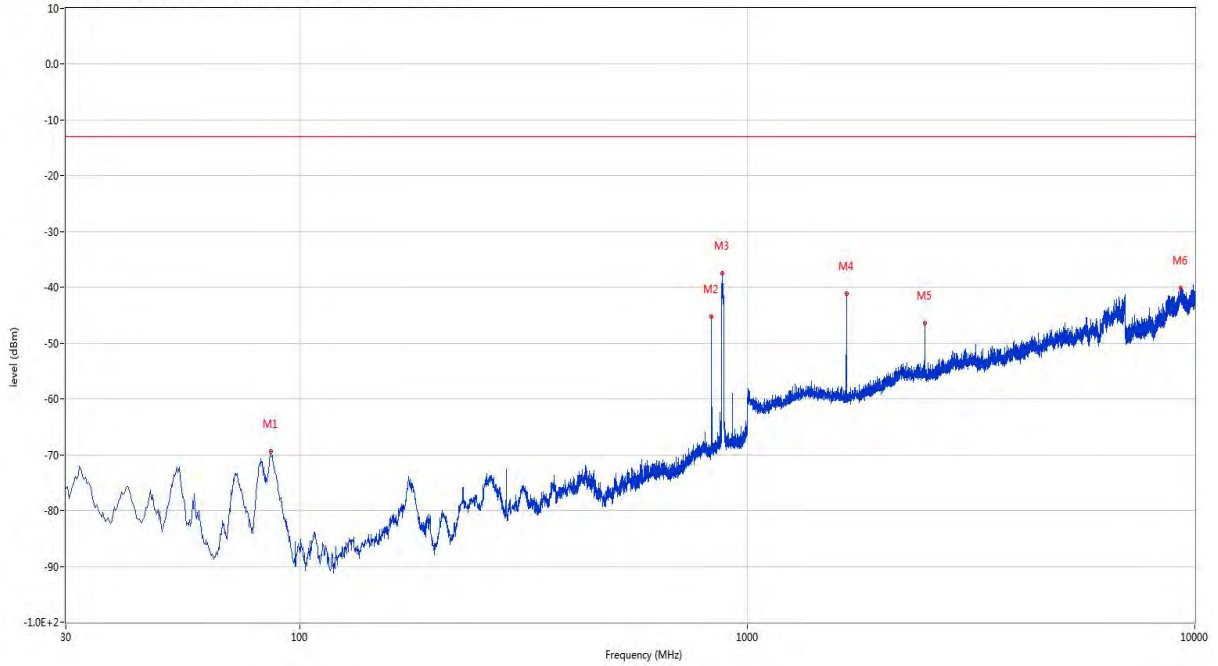
RSE Test case_FCC PART22&24&27_FCC PART 22_850_GSM 850&CDMA BC0&WCDMA B5<E B5&26



Frequency (MHz)	Result (dBm)	Factor (dB)	PK Limit (dBm)	Over Limit (dB)	Table (o)	ANT	EUT	Verdict
265.710	-71.07	-13.73	-13.0	-58.07	360.00	Horizontal	Horizontal	Pass
832.190	-48.44	2.12	-13.0	-35.44	101.00	Horizontal	Horizontal	N/A
878.750	-34.87	2.71	-13.0	-21.87	176.00	Horizontal	Horizontal	N/A
1665.000	-42.73	-5.79	-13.0	-29.73	113.00	Horizontal	Horizontal	Pass
2497.000	-49.23	-0.29	-13.0	-36.23	113.00	Horizontal	Horizontal	Pass
6999.000	-40.82	13.33	-13.0	-27.82	231.00	Horizontal	Horizontal	Pass

RSE-V&H LTE Band 5 BW10 CH20525

RSE Test case_FCC PART22&24&27_FCC PART 22.850_GSM 850&CDMA BC0&WCDMA B5<E B5&26



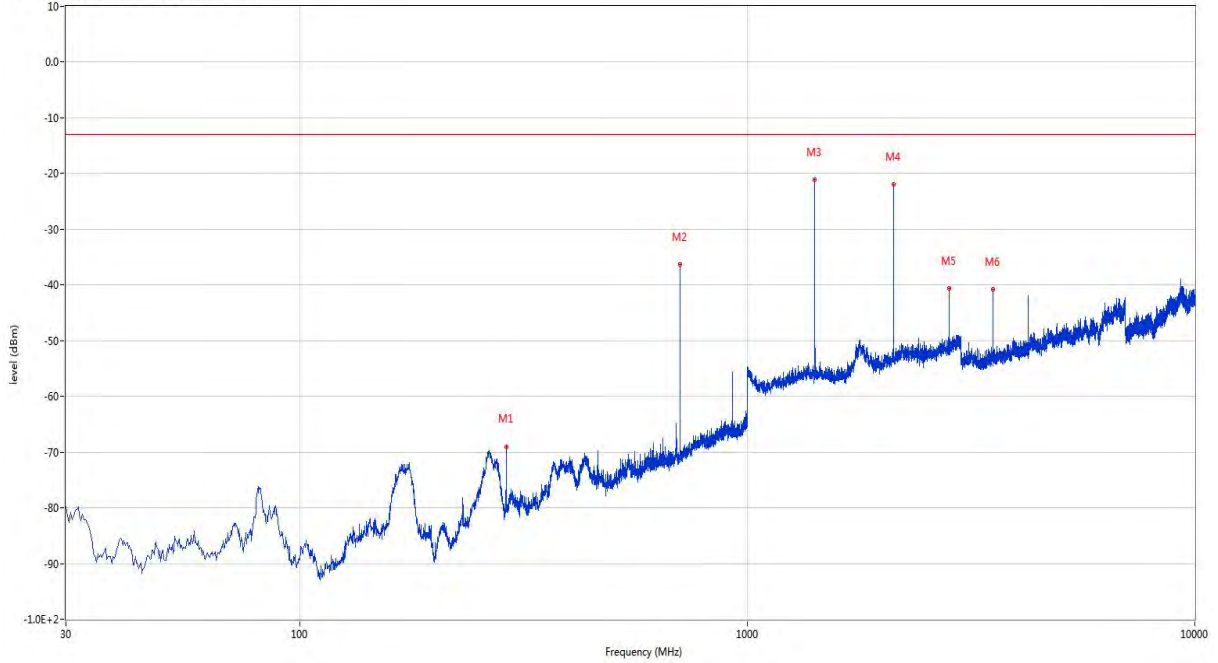
Frequency (MHz)	Result (dBm)	Factor (dB)	PK Limit (dBm)	Over Limit (dB)	Table (o)	ANT	EUT	Verdict
86.018	-69.38	-21.75	-13.0	-56.38	51.00	Vertical	Horizontal	Pass
832.190	-45.32	2.12	-13.0	-32.32	136.00	Vertical	Horizontal	N/A
879.235	-37.46	2.69	-13.0	-24.46	111.00	Vertical	Horizontal	N/A
1664.500	-41.17	-5.80	-13.0	-28.17	206.00	Vertical	Horizontal	Pass
2497.000	-46.48	-0.29	-13.0	-33.48	313.00	Vertical	Horizontal	Pass
9302.500	-40.14	17.71	-13.0	-27.14	337.00	Vertical	Horizontal	Pass

11 LTE Band 12

11.1 LTE Band 12 BW1.4, Middle Channel

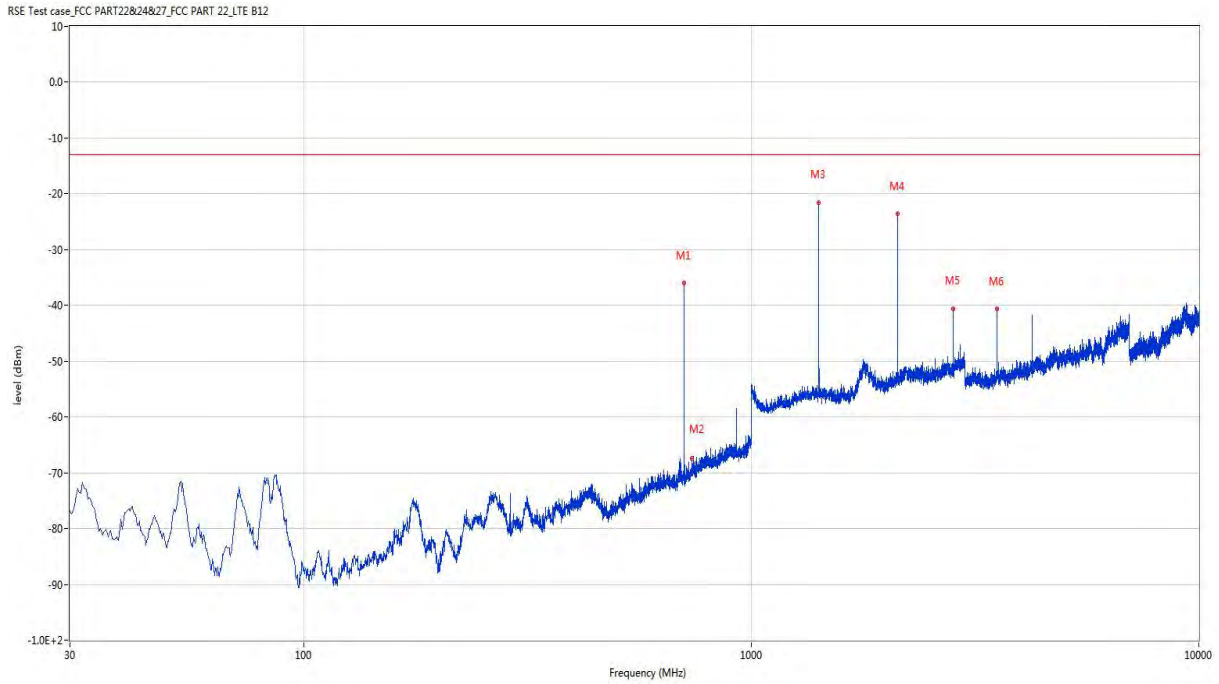
RSE-H&V LTE Band 12 BW1.4 CH23095

RSE Test case_FCC PART22&24&27_FCC PART 22.LTE B12



Frequency (MHz)	Result (dBm)	Factor (dB)	PK Limit (dBm)	Over Limit (dB)	Table (o)	ANT	EUT	Verdict
289.233	-69.01	-11.41	-13.0	-56.01	313.00	Horizontal	Vertical	Pass
707.060	-36.35	0.39	-13.0	-23.35	140.00	Horizontal	Vertical	N/A
1414.500	-21.12	-1.59	-13.0	-8.12	113.00	Horizontal	Vertical	Pass
2121.500	-21.93	0.90	-13.0	-8.93	129.00	Horizontal	Vertical	Pass
2829.000	-40.59	4.52	-13.0	-27.59	113.00	Horizontal	Vertical	Pass
3536.000	-40.79	4.59	-13.0	-27.79	64.00	Horizontal	Vertical	Pass

RSE-V&H LTE Band 12 BW1.4 CH23095

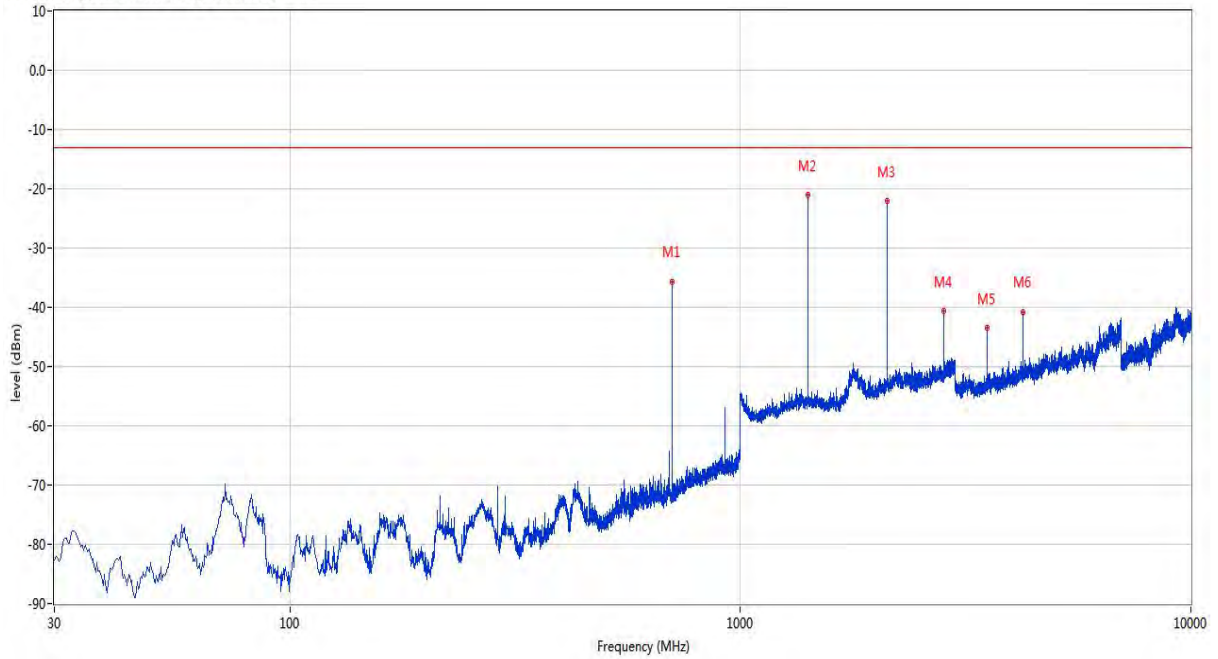


Frequency (MHz)	Result (dBm)	Factor (dB)	PK Limit (dBm)	Over Limit (dB)	Table (o)	ANT	EUT	Verdict
707.060	-35.96	0.39	-13.0	-22.96	0.00	Vertical	Horizontal	N/A
736.887	-67.38	1.60	-13.0	-54.38	267.00	Vertical	Horizontal	N/A
1414.500	-21.55	-1.59	-13.0	-8.55	23.00	Vertical	Horizontal	Pass
2121.500	-23.60	0.90	-13.0	-10.60	35.00	Vertical	Horizontal	Pass
2828.500	-40.55	4.52	-13.0	-27.55	360.00	Vertical	Horizontal	Pass
3536.000	-40.69	4.59	-13.0	-27.69	71.00	Vertical	Horizontal	Pass

11.2 LTE Band 12 BW3, Middle Channel

RSE-H&V LTE Band 12 BW3 CH23095

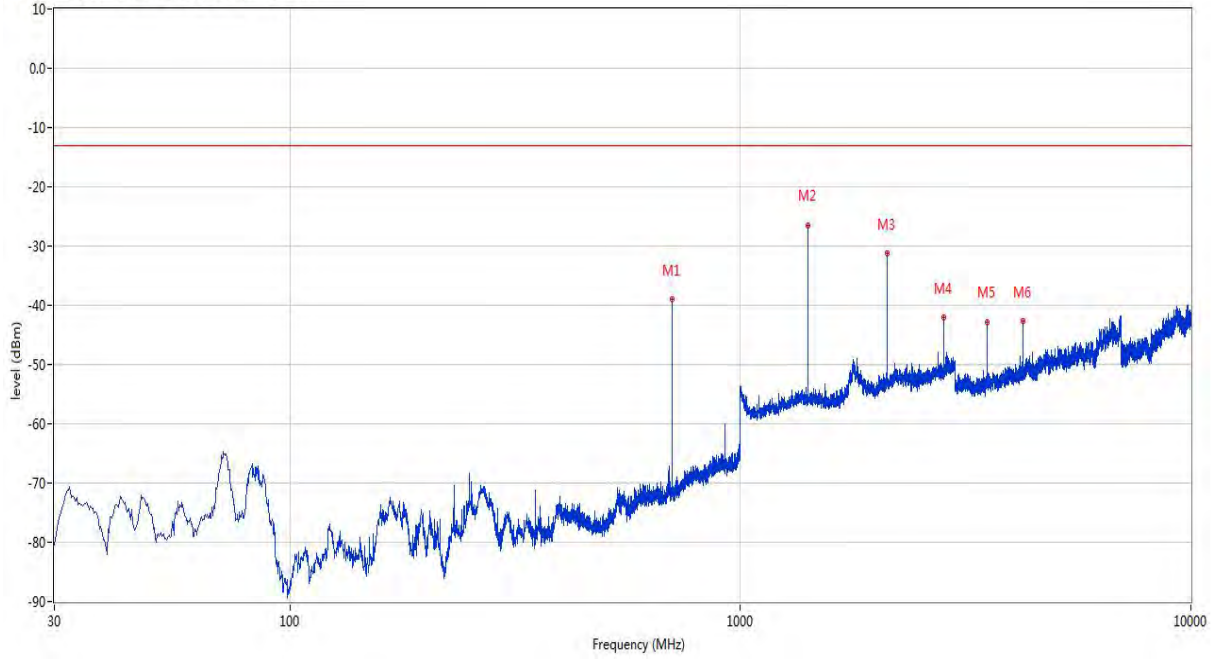
RSE Test case_FCC PART22&24&27_FCC PART 22_LTE B12



Frequency (MHz)	Result (dBm)	Factor (dB)	PK Limit (dBm)	Over Limit (dB)	Table (o)	ANT	EUT	Verdict
706.090	-35.64	0.34	-13.0	-22.64	185.00	Horizontal	Vertical	N/A
1412.500	-21.04	-1.68	-13.0	-8.04	158.00	Horizontal	Vertical	Pass
2118.500	-22.08	0.91	-13.0	-9.08	360.00	Horizontal	Vertical	Pass
2825.000	-40.71	4.58	-13.0	-27.71	163.00	Horizontal	Vertical	Pass
3531.000	-43.57	4.66	-13.0	-30.57	76.00	Horizontal	Vertical	Pass
4237.000	-40.81	6.07	-13.0	-27.81	3.00	Horizontal	Vertical	Pass

RSE-V&H LTE Band 12 BW3 CH23095

RSE Test case_FCC PART22&24&27_FCC PART 22_LTE B12

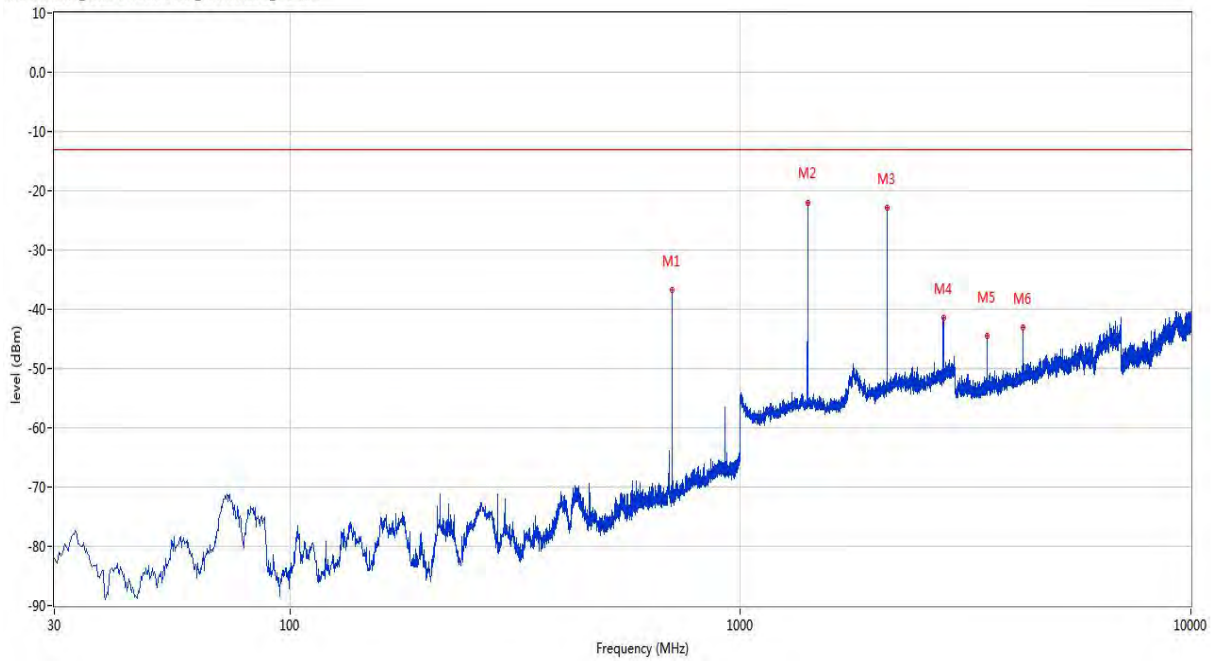


Frequency (MHz)	Result (dBm)	Factor (dB)	PK Limit (dBm)	Over Limit (dB)	Table (o)	ANT	EUT	Verdict
706.333	-39.02	0.36	-13.0	-26.02	309.00	Vertical	Horizontal	N/A
1412.500	-26.50	-1.68	-13.0	-13.50	279.00	Vertical	Horizontal	Pass
2118.500	-31.32	0.91	-13.0	-18.32	338.00	Vertical	Horizontal	Pass
2825.000	-42.01	4.58	-13.0	-29.01	269.00	Vertical	Horizontal	Pass
3531.000	-42.85	4.66	-13.0	-29.85	242.00	Vertical	Horizontal	Pass
4237.000	-42.69	6.07	-13.0	-29.69	315.00	Vertical	Horizontal	Pass

11.3 LTE Band 12 BW5, Middle Channel

RSE-H&V LTE Band 12 BW5 CH23095

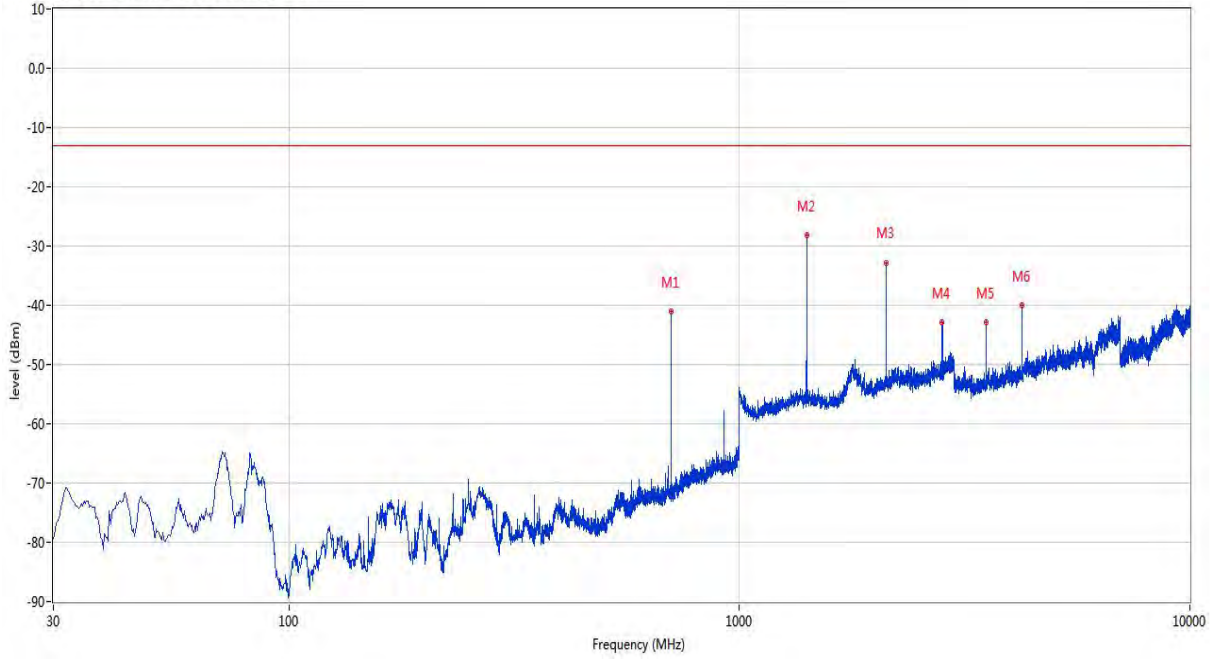
RSE Test case_FCC PART22&24&27_FCC PART 22_LTE B12



Frequency (MHz)	Result (dBm)	Factor (dB)	PK Limit (dBm)	Over Limit (dB)	Table (o)	ANT	EUT	Verdict
705.362	-36.79	0.31	-13.0	-23.79	194.00	Horizontal	Vertical	N/A
1410.500	-21.99	-1.68	-13.0	-8.99	162.00	Horizontal	Vertical	Pass
2116.000	-22.94	1.09	-13.0	-9.94	155.00	Horizontal	Vertical	Pass
2821.500	-41.45	4.59	-13.0	-28.45	72.00	Horizontal	Vertical	Pass
3527.000	-44.57	4.83	-13.0	-31.57	99.00	Horizontal	Vertical	Pass
4232.000	-43.09	6.09	-13.0	-30.09	0.00	Horizontal	Vertical	Pass

RSE-V&H LTE Band 12 BW5 CH23095

RSE Test case_FCC PART22&24&27_FCC PART 22_LTE B12

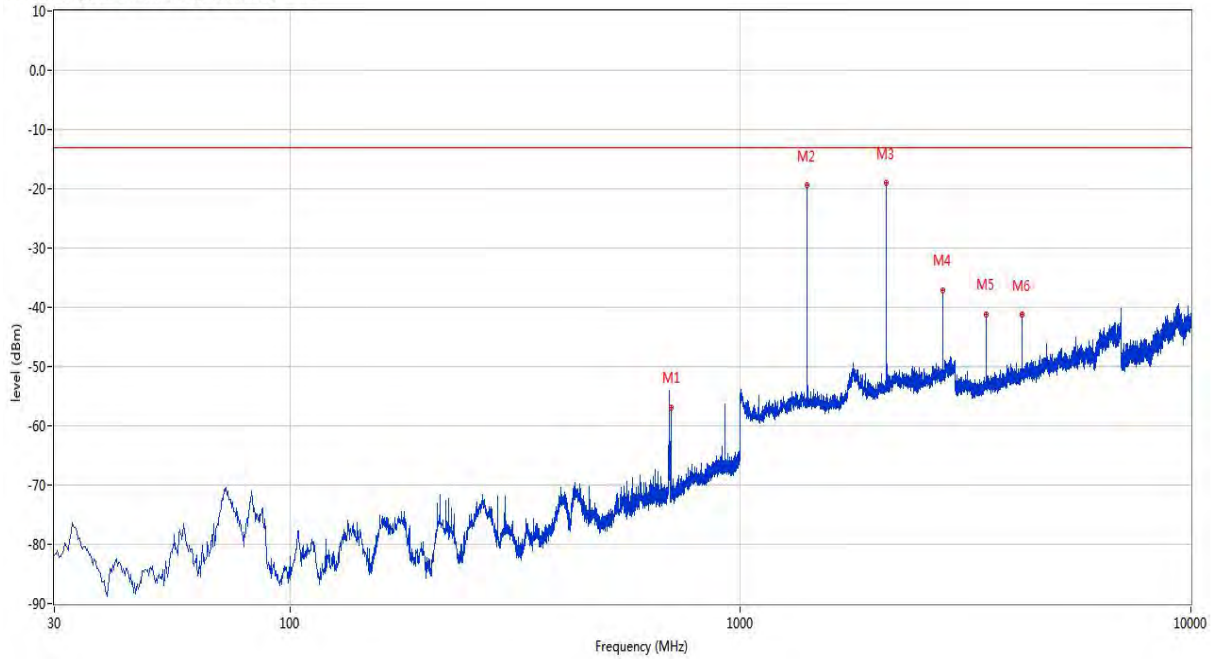


Frequency (MHz)	Result (dBm)	Factor (dB)	PK Limit (dBm)	Over Limit (dB)	Table (o)	ANT	EUT	Verdict
705.362	-41.07	0.31	-13.0	-28.07	311.00	Vertical	Horizontal	N/A
1410.500	-28.25	-1.68	-13.0	-15.25	329.00	Vertical	Horizontal	Pass
2116.000	-32.81	1.09	-13.0	-19.81	339.00	Vertical	Horizontal	Pass
2821.000	-42.94	4.59	-13.0	-29.94	274.00	Vertical	Horizontal	Pass
3527.000	-42.94	4.83	-13.0	-29.94	318.00	Vertical	Horizontal	Pass
4232.000	-40.08	6.09	-13.0	-27.08	318.00	Vertical	Horizontal	Pass

11.4 LTE Band 12 BW10, Middle Channel

RSE-H&V LTE Band 12 BW10 CH23095

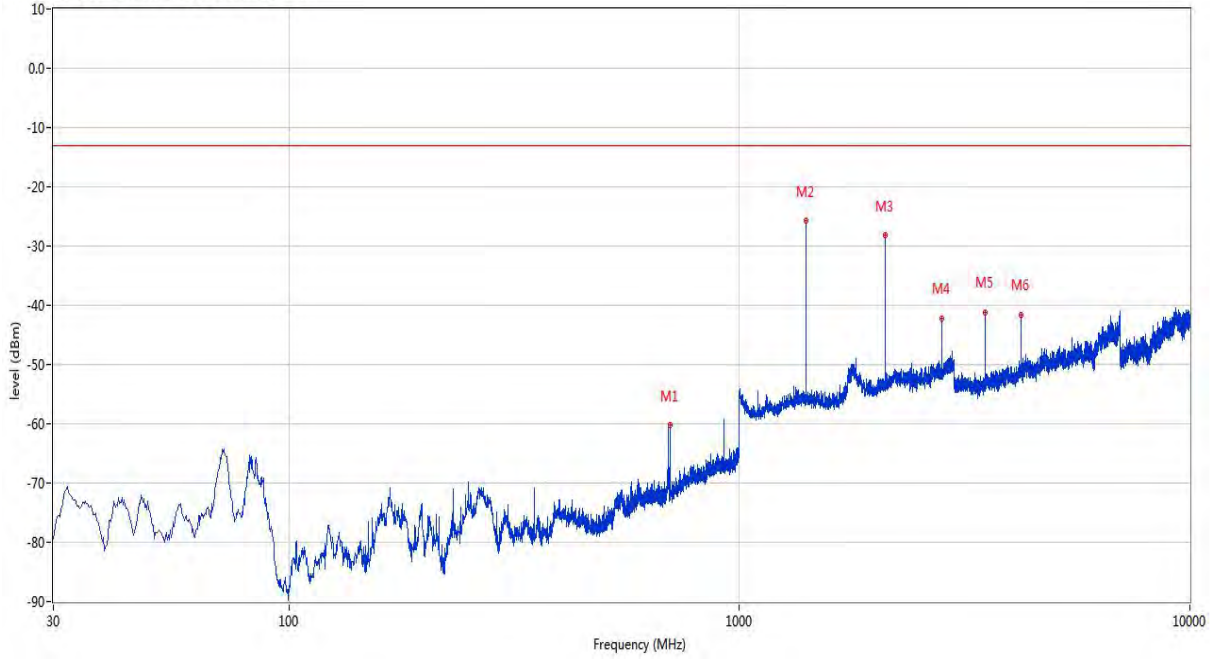
RSE Test case_FCC PART22&24&27_FCC PART 22_LTE B12



Frequency (MHz)	Result (dBm)	Factor (dB)	PK Limit (dBm)	Over Limit (dB)	Table (o)	ANT	EUT	Verdict
703.180	-56.85	0.21	-13.0	-43.85	181.00	Horizontal	Vertical	N/A
1406.000	-19.45	-1.70	-13.0	-6.45	164.00	Horizontal	Vertical	Pass
2109.000	-19.01	1.40	-13.0	-6.01	352.00	Horizontal	Vertical	Pass
2812.500	-37.06	4.16	-13.0	-24.06	57.00	Horizontal	Vertical	Pass
3515.000	-41.15	4.69	-13.0	-28.15	72.00	Horizontal	Vertical	Pass
4219.000	-41.24	5.89	-13.0	-28.24	72.00	Horizontal	Vertical	Pass

RSE-V&H LTE Band 12 BW10 CH23095

RSE Test case_FCC PART22&24&27_FCC PART 22_LTE B12



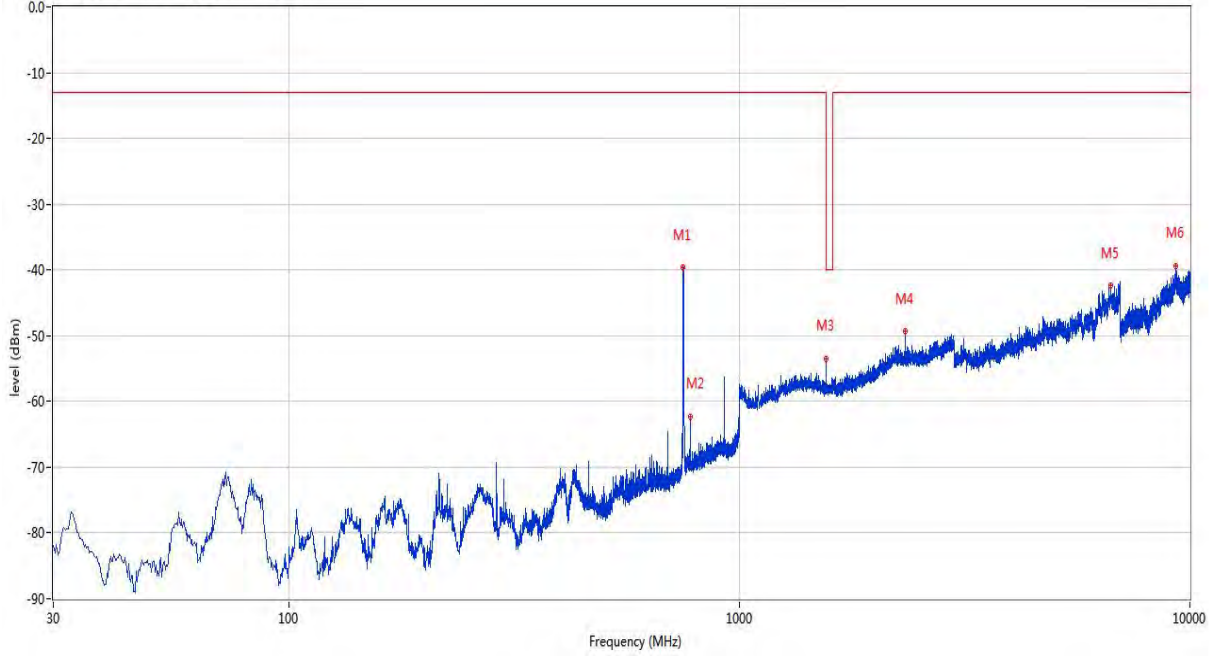
Frequency (MHz)	Result (dBm)	Factor (dB)	PK Limit (dBm)	Over Limit (dB)	Table (o)	ANT	EUT	Verdict
702.937	-60.30	0.20	-13.0	-47.30	301.00	Vertical	Horizontal	N/A
1406.000	-25.81	-1.70	-13.0	-12.81	0.00	Vertical	Horizontal	Pass
2109.000	-28.24	1.40	-13.0	-15.24	0.00	Vertical	Horizontal	Pass
2812.000	-42.22	4.19	-13.0	-29.22	0.00	Vertical	Horizontal	Pass
3515.000	-41.19	4.69	-13.0	-28.19	259.00	Vertical	Horizontal	Pass
4219.000	-41.63	5.89	-13.0	-28.63	325.00	Vertical	Horizontal	Pass

12 LTE Band 13

12.1 LTE Band 13 BW5, Middle Channel

RSE-H&V LTE Band 13 BW5 CH23230

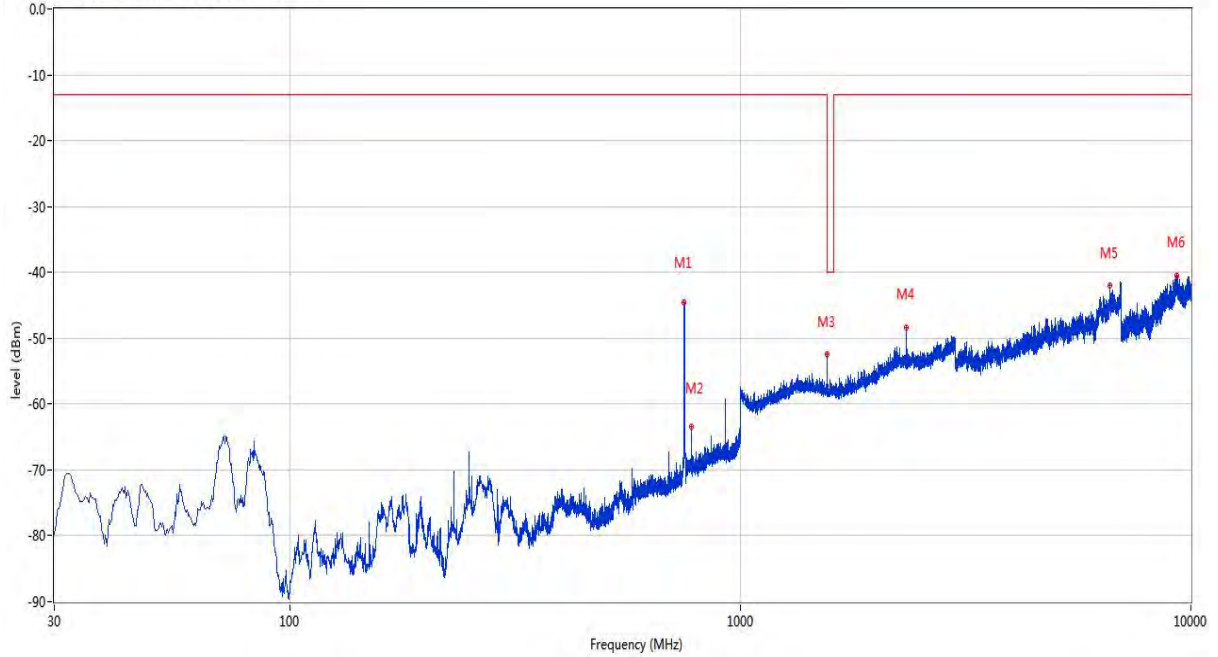
RSE Test case_FCC PART22&24&27_FCC PART 27 LTE B13



Frequency (MHz)	Result (dBm)	Factor (dB)	PK Limit (dBm)	Over Limit (dB)	Table (o)	ANT	EUT	Verdict
749.982	-39.63	0.86	-13.0	-26.63	19.00	Horizontal	Vertical	N/A
779.810	-62.25	2.59	-13.0	-49.25	280.00	Horizontal	Vertical	N/A
1559.500	-53.47	-3.75	-40.0	-13.47	105.00	Horizontal	Vertical	Pass
2339.500	-49.32	0.77	-13.0	-36.32	249.00	Horizontal	Vertical	Pass
6677.000	-42.42	12.10	-13.0	-29.42	207.00	Horizontal	Vertical	Pass
9314.500	-39.36	17.69	-13.0	-26.36	273.00	Horizontal	Vertical	Pass

RSE-V&H LTE Band 13 BW5 CH23230

RSE Test case_FCC PART22&24&27_FCC PART 27 LTE B13

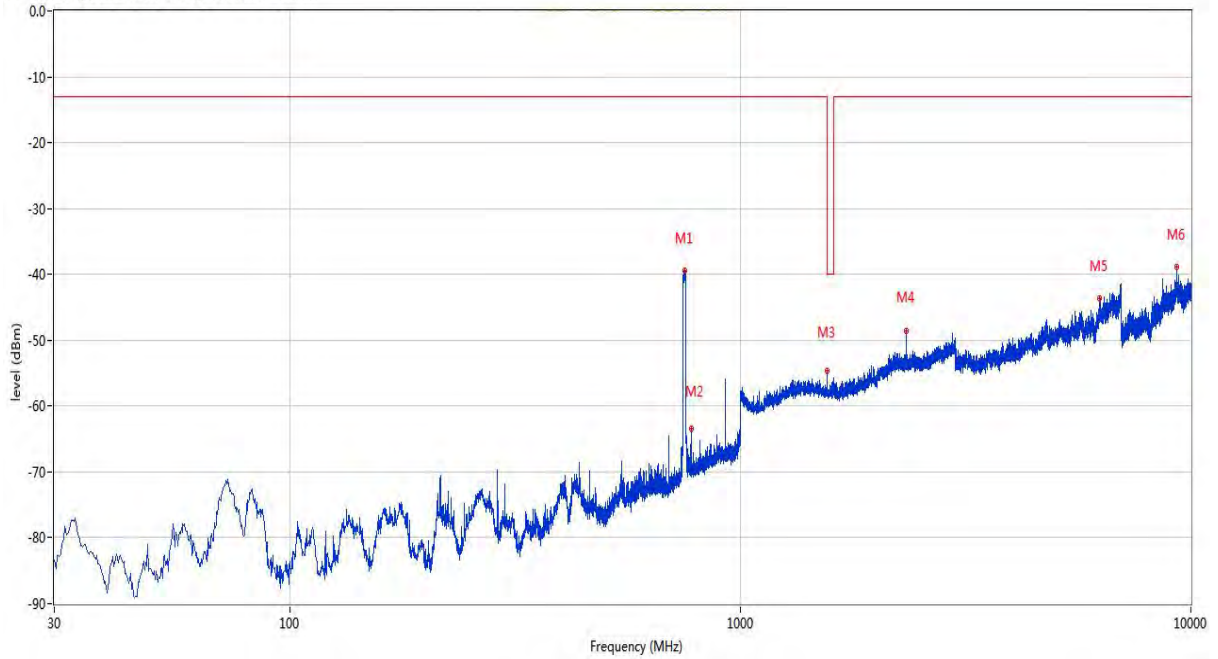


Frequency (MHz)	Result (dBm)	Factor (dB)	PK Limit (dBm)	Over Limit (dB)	Table (o)	ANT	EUT	Verdict
749.013	-44.47	0.84	-13.0	-31.47	329.00	Vertical	Horizontal	N/A
779.810	-63.33	2.59	-13.0	-50.33	1.00	Vertical	Horizontal	N/A
1559.500	-52.38	-3.75	-40.0	-12.38	349.00	Vertical	Horizontal	Pass
2339.500	-48.30	0.77	-13.0	-35.30	182.00	Vertical	Horizontal	Pass
6607.000	-42.05	12.46	-13.0	-29.05	239.00	Vertical	Horizontal	Pass
9305.500	-40.57	17.70	-13.0	-27.57	244.00	Vertical	Horizontal	Pass

12.2 LTE Band 13 BW10, Middle Channel

RSE-H&V LTE Band 13 BW10 CH23230

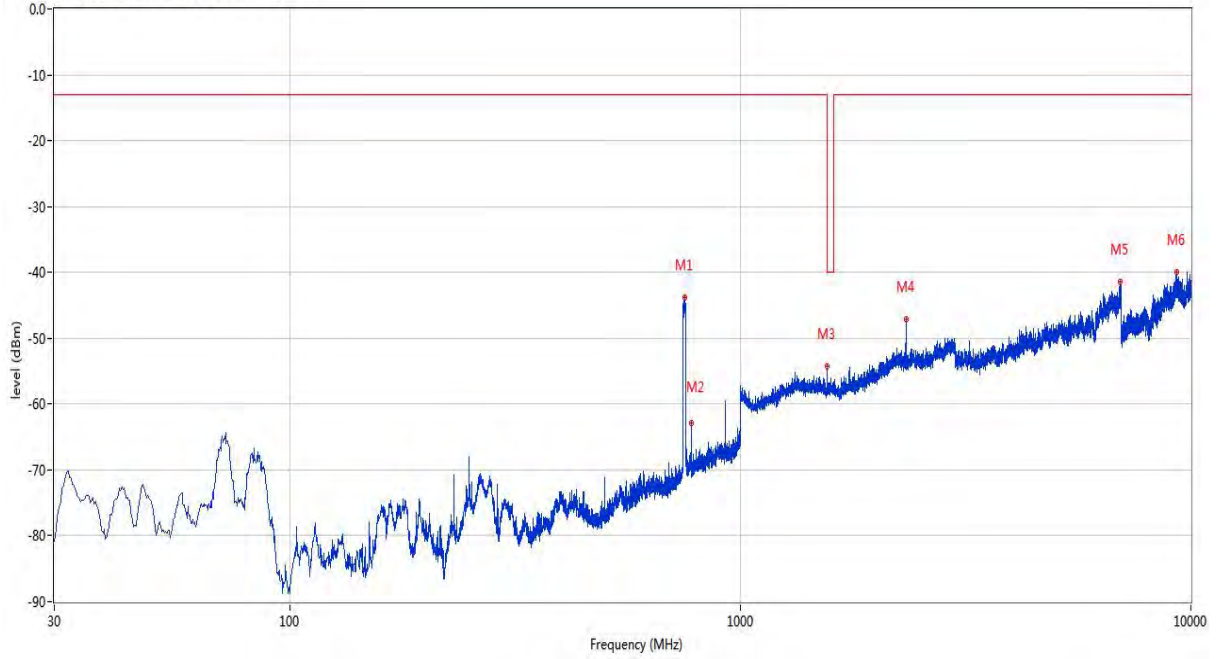
RSE Test case_FCC PART22&24&27_FCC PART 27 LTE B13



Frequency (MHz)	Result (dBm)	Factor (dB)	PK Limit (dBm)	Over Limit (dB)	Table (o)	ANT	EUT	Verdict
751.195	-39.45	0.93	-13.0	-26.45	29.00	Horizontal	Vertical	N/A
777.628	-63.35	2.55	-13.0	-50.35	189.00	Horizontal	Vertical	N/A
1555.000	-54.66	-3.50	-13.0	-41.66	303.00	Horizontal	Vertical	Pass
2332.500	-48.49	1.15	-13.0	-35.49	263.00	Horizontal	Vertical	Pass
6271.000	-43.56	10.84	-13.0	-30.56	165.00	Horizontal	Vertical	Pass
9323.500	-38.83	17.59	-13.0	-25.83	17.00	Horizontal	Vertical	Pass

RSE-V&H LTE Band 13 BW10 CH23230

RSE Test case_FCC PART22&24&27_FCC PART 27 LTE B13



Frequency (MHz)	Result (dBm)	Factor (dB)	PK Limit (dBm)	Over Limit (dB)	Table (o)	ANT	EUT	Verdict
752.165	-43.83	1.01	-13.0	-30.83	332.00	Vertical	Horizontal	N/A
777.628	-62.85	2.55	-13.0	-49.85	281.00	Vertical	Horizontal	N/A
1555.000	-54.35	-3.50	-13.0	-41.35	205.00	Vertical	Horizontal	Pass
2332.500	-47.19	1.15	-13.0	-34.19	185.00	Vertical	Horizontal	Pass
6973.000	-41.48	13.82	-13.0	-28.48	179.00	Vertical	Horizontal	Pass
9295.000	-39.94	17.60	-13.0	-26.94	167.00	Vertical	Horizontal	Pass