




Powered by  motionize[®]

Contact us:
Targetizeme.com



User's Manual

SAFETY WARNING

When using, attaching, detaching, cleaning, inspecting or performing ANY action with the Targetize sensor and a firearm:

ALWAYS keep the gun pointed in a safe direction.

ALWAYS keep your finger off the trigger until ready to shoot.

Always keep your gun unloaded until ready to use.

Table of contents

1. What's in the box
2. Android & iOS Requirements
3. Charging your sensor

What's in the box

In your Targetize kit you will find:

Targetize sensor

Targetize sensor mounting rail

USB cable

Android & iOS Requirements

Android 5 or newer.

iPhone 5 or newer, iOS 8 or newer.

Older phone versions may still work with the system, but with limited compatibility.

Charging your sensor

Initial charging

We recommend fully charging the sensor prior to first time use. A full charge is indicated by all 5 LED lights staying on and may take up to 3 hours.

How to charge your sensor

Step 1:

To charge, connect the sensor with the provided charger.

Step 2:

Connect the micro-USB cable to the charger and a power supply; the LEDs will light up to indicate battery level.

Note: Using other power supply adaptors will void the product warranty.

Targetize sensor installation

Step 1 –

Unscrew the nut of the provided mounting rail to spread it open. While open, insert the Targetize sensor into the space revealed, the Targetize logo should be visible through the gap.

Step 2 – Attaching the sensor mount:

While holding the sensor & mount together, position the mount onto the picatinny rail and turn the nut so that the mount clamp onto the rail.

Sensor button functionality

To turn the sensor on:

Press the sensor button once.

The LEDs will light up one by one to show battery charge level.

To turn the sensor off:

Press the sensor button for 3 seconds, all three LEDs will flash once. The sensor will also turn off automatically after a period of no activity.

To check battery status:

Press the sensor button once.



The LEDs will light up one by one to show battery charge level.



Sensor LED indications

- All LEDs flashing – sensor is ready to pair
- Middle LED flashing – Sensor is paired and ready for use
- All LEDs flashing sequentially – Sensor is charging
- 1 LED flashing quickly – Sensor battery is low

Using your smartphone with Targetize:

Step 1 – Download the Targetize app
Download the Targetize app from the  , or from the  and follow the steps as instructed to set up your account.

Step 2 – Connect the sensor with your smartphone:
Start the Targetize app. Turn the sensor on by pressing the sensor button once. Open the sync devices drawer via the icon at the top right corner of the app, select the sensor from the list of possible devices and press connect. When connected successfully, the sensor's level of charge will be presented next to its name. You are now ready for your first session! Press start, and enjoy!

Technical Information

Targetize sensor is a motion sensor with a transceiver Module which operates in the 2.4GHz frequency spectrum. The transceiver module is based on a BLE 4.1.

- Operating power source: Li-Po battery, 3.7V, 110mAh
- Operating current: 16mA
- Operating time from single charge: ~7Hrs
- Charging current: 100mA
- Charging time: ~1Hr
- Operating temp: 0°C to 45°C (32°F – 113°F)
- Humidity: 45-85%

FCC Warning

- This device complies with Part 15 of the FCC Rules. Operation is subject to the following two conditions: (1) This device may not cause harmful interference, and (2) This device must accept any interference received, including interference that may cause undesired operation.
- Any changes or modifications not expressly approved by the party responsible for compliance could void the user's authority to operate the equipment. operation."
This device is Consistent with §2.909(a)

FCC ID 2AKJ2-AD-0100

HVIN: AD-0012

IC: ID 20712-AD-0012

Please read the Targetize™ Terms & Conditions and Privacy Policy before using this product. By using Targetize™, you are deemed to have accepted these Terms of Use and Privacy Policy.

This equipment complies with FCC radiation limits set forth for an uncontrolled environment. This equipment must not be co-located or operating with any other antenna or transmitter. This module is designed to comply with FCC statement FCC ID is: 2AKJ2-AD-0100. The host system using this module should have label in a visible area indicated the following texts "Contains FCC ID: 2AKJ2-AD-0100".

FCC Radiation Exposure Statement

The device has been evaluated to meet general RF exposure requirement.
The device can be used in portable exposure condition without RF restriction.

This equipment complies with FCC radiation limits set forth for an uncontrolled environment. This equipment must not be co-located or operating with any other antenna or transmitter.
NOTE: This equipment has been tested and found to comply with the limits for a Class B digital device, pursuant to Part 15 of the FCC rules. These limits are designed to provide reasonable protection against harmful interference in a residential installation.



This equipment generates, uses and can radiate radio frequency energy and, if not installed and used in accordance with the instructions, may cause harmful interference to radio communications. However, there is no guarantee that interference will not occur in a particular installation. If this equipment does cause harmful interference to radio or television reception, which can be determined by turning the equipment off and on, the user is encouraged to try to correct the interference by one or more of the following measures:

- a. Reorient or relocate the receiving antenna
- b. Increase the separation between the equipment and receiver.
- c. Connect the equipment into an outlet on a circuit different from that to which the receiver is connected.
- d. Consult the dealer or an experienced radio/ TV technician for help.

How to locate FCC ID on APP



open left menu FCC ID placed above App ver.

Industry Canada Notice

This device complies with Industry Canada licence-exempt RSS standard(s).

1. Operation is subject to the following two conditions:
- (1) this device may not cause interference, and
 - (2) this device must accept any interference, including interference that may cause undesired operation of the device."

2.Changes or modifications not expressly approved by the party responsible for compliance could void the user's authority to operate the equipment.

Avis d'Industrie CanadaLe présent appareil est conforme aux CNR d'Industrie Canada applicables aux appareils radio exempts de licence. L'exploitation est autorisée aux deux conditions suivantes : (1) l'appareil ne doit pas produire de brouillage, et (2) l'utilisateur de l'appareil doit accepter tout brouillage radioélectrique subi, même si le brouillage est susceptible d'en compromettre le fonctionnement. Cet appareil numérique ne dépasse pas les Rèlements sur l'interférence radio par un appareil numérique de classe B stipulées dans les Règlement sur l'interférence radio d'industrie Canada.

Product Warranty Policy

Limited Warranty; Scope and Warranty Period
 Your Targetize™ sensor (the "Product") is warranted by Targetize™ to be free from defects in materials and workmanship under normal use consistent with the Product instructions for a period of one (1) year from the date of purchase by the original owner. This Limited Warranty applies only to the original purchaser of Product that was purchased from an authorized seller. This Limited Warranty does not apply to any of the following: cosmetic damage, scratches, damage resulting from modification, improper or unauthorized repair, improper care or handling, accidents, normal wear and tear, abuse, misuse, fire, or other external causes, water damage because of due to user error or improper maintenance of case, including but not limited to, gasket seals or O-ring, improper storage or other causes which are not defects in materials or workmanship, use with non- Targetize™ device or if the serial number has been removed from the Product.



Targetize™ does not in any way warrant the replacement or loss of a 3rd party electronic device or its data. This Limited Warranty does not cover (i) software embedded in the Product, and (ii) the services provided by Targetize™ to the original owner of the Product. This Limited Warranty gives you specific legal rights; you may have other rights, which vary from state to state. Targetize™ Obligation Under the Warranty If there is a defect in the product which is covered by this Limited Warranty, the user's sole and exclusive remedy, and Motionize's sole obligation will be for Targetize™ to either repair or replace any defect components, at its discretion, in accordance with this Limited Warranty. Damage not covered under warranty may be repaired for a reasonable rate and a fee will be charged for return shipping.

Any replacement product will be warranted under this Limited Warranty for the remainder of the original warranty period or thirty (30) days, whichever is longer, or for any additional period of time that may be applicable in your jurisdiction.

Return Procedure

As a condition precedent to the above Limited Warranty, the original owner must:

- (1) contact its Targetize™ dealer or send email to comments@targetizeme.com to obtain a Return Material Authorization (RMA), and follow the Targetize™ instructions specified in connection with the RMA. Returns without an RMA number may be rejected by Targetize™ and immediately returned to original owner, freight collect.
- (2) Ship the items being returned to Targetize™, freight prepaid, together with a written description of the claimed defect.
- (3) Pack the items being returned in the original packing carton or equivalent. The RMA number must be included on the outside

carton label of the returned item. Damage in transit is original owner's responsibility and may be cause to void the warranty claim.

Transportation Costs

Targetize™ will pay freight to return Products or parts covered by this Limited Warranty. However, if Targetize™ determines in the exercise of its reasonable but sole discretion that the Product or part returned for warranty service is not defective, or does not otherwise qualify for warranty service, the original owner shall be liable for all costs of handling and transportation.

Disclaimer

NO OTHER WARRANTIES, EXPRESSED OR IMPLIED, ARE GIVEN, AND TARGETIZE™ EXPRESSLY DISCLAIMS ALL OTHER WARRANTIES, INCLUDING AND WITHOUT LIMITATION, THE IMPLIED WARRANTIES OF MERCHANTABILITY AND FITNESS FOR A PARTICULAR PURPOSE. Some jurisdictions do not allow limitations on how long an implied warranty lasts.

Limitation of Liability

TARGETIZE™ SHALL NOT UNDER ANY CIRCUMSTANCES BE LIABLE FOR ANY INDIRECT, INCIDENTAL, SPECIAL, OR CONSEQUENTIAL DAMAGES, INCLUDING BUT NOT LIMITED TO LOSS OF PROFITS, DATA OR REVENUE ARISING OUT OF THE USE OF THE PRODUCT, WHETHER IN CONTRACT, TORT (INCLUDING NEGLIGENCE), STRICT LIABILITY OR OTHERWISE, EVEN IF TARGETIZE™ OR ITS AFFILIATE OR SELLER HAS BEEN ADVISED OF THE POSSIBILITY OF SUCH DAMAGE, AND WHETHER OR NOT ANY REMEDY PROVIDED SHOULD FAIL OF ITS ESSENTIAL PURPOSE. THE TOTAL CUMULATIVE LIABILITY TO THE ORIGINAL OWNER, FROM ALL CAUSES OF ACTION AND ALL THEORIES OF LIABILITY, WILL BE LIMITED TO AND WILL NOT EXCEED THE PURCHASE PRICE PAID BY THE ORIGINAL OWNER.