


PPENDIX A. PHOTOGRAPH OF THE TEST CONNECTION DIAGRAM

EUT---Smart Lock U100


Conduction Emission




For Zigbee&BLE adapter power supply(FCC&IC)




For NFC adapter power supply(FCC&IC)




For Zigbee&BLE battery power supply ,30MHz-1GHz(FCC&IC)



For NFC battery power supply ,30MHz-1GHz(FCC&IC)




For Zigbee&BLE battery power supply,1GHz to 18GHz(FCC&IC)




For Zigbee&BLE battery power supply,18GHz-26.5GHz(FCC&IC)

EUT----Smart Lock U50


Radiated Spurious Emission




For NFC adapter power supply,9kHz-30MHz, X Pole (FCC&IC)



For NFC adapter power supply,9kHz-30MHz, Y Pole (FCC&IC)



For NFC adapter power supply, 9kHz-30MHz, Z Pole (FCC&IC)



For NFC adapter power supply, 30MHz-1GHz (FCC&IC)

----- End of Report -----