


Attachment 1

➤ Test Setup Photograph

<Radiated Emission>


Test Mode : Mode 1: Tx_ANT1

Description : Front View of Radiated Emission Test Setup (Bi-Log)




Test Mode : Mode 1: Tx_ANT1

Description : Back View of Radiated Emission Test Setup (Bi-Log)




Test Mode : Mode 2: Tx_ANT2

Description : Front View of Radiated Emission Test Setup (Bi-Log)




Test Mode : Mode 2: Tx_ANT2

Description : Back View of Radiated Emission Test Setup (Bi-Log)




Test Mode : Mode 1: Tx_ANT1

Description : Front View of Radiated Emission Test Setup (Horn)




Test Mode : Mode 1: Tx_ANT1

Description : Back View of Radiated Emission Test Setup (Horn)



Test Mode : Mode 2: Tx_ANT2

Description : Front View of Radiated Emission Test Setup (Horn)



Test Mode : Mode 2: Tx_ANT2

Description : Back View of Radiated Emission Test Setup (Horn)

