

75x50mm

Wireless Sport Earbuds

Model: 17LY86BK

PRODUCT GUIDE

FCC ID: 2AKI8-NTWS

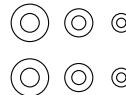
Ver.01

what's in box

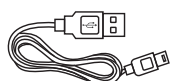
Earbuds and charging case x1



Gel cushion tips x3



30cm USB charging cable x1



Manual x1

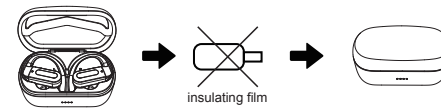


Specification

Bluetooth version: V5.1
Pairing name: TWS EARBUDS
Waterproof rating: IPX 4
Speaker diameter: 13mm
Impedance: 16Ω +/- 15% at 1kHz
Frequency range: 20Hz ~ 20KHz
Sensitivity: 94± 3dB @1mw 1kHz
Microphone_Sensitivity: -42 ± 3dB at 1mw 1kHz
Operating range: 10m
Battery capacity of earbuds: 70mAh
Battery capacity of charging box: 1200mAh
Working hour: 10 hours per full charge
Charging time: 1.5 hrs
Bluetooth profile:HFP A2DP HSP AVRCP

Powering on/off

Remove insulating film and place earbuds in the charging case for activation.



The earbuds automatically turn on & connect to each other right out of the case. LED light flashes Blue two times. there is "power on"voice remind.



Place earbuds in the charging case , earbuds will power off automatically. LED light flash Red. there is "power off"voice remind.

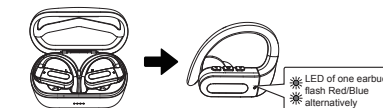


Power on by hand: press & hold for 3s to power on. there is "power on"voice remind. Power off by hand: press & hold for 5s to power off. there is "power off"voice remind.

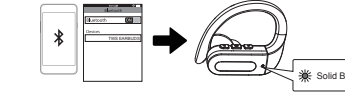


Bluetooth pairing

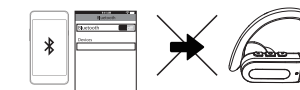
The earbuds automatically turn on & connect to each other right out of the case. LED of one earbud flash Red/Blue alternatively. there is "pairing" voice remind.



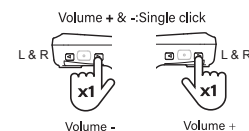
Connect your device by searching for "TWS EARBUDS", Blue LED lights on when connected. there is "connected" voice remind.



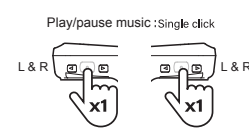
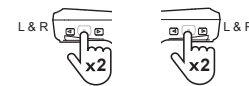
TWS earbuds will automatically reconnect to your last paired device. there is "connected"voice remind. If you want to pair with another device, please disconnect Bluetooth on your last paired device if it's nearby. there is "pairing"voice remind.



Play music

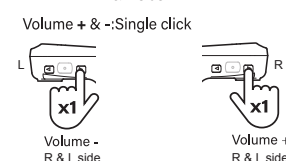
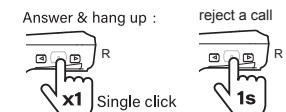


Siri & voice assistant : Double-click either earbuds MFB button



Phone call

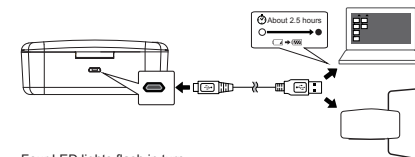
1x press either side , answer/ hang up, press and hold 1s either side, reject incoming call.



Charging



When earbuds in charging, the charging case LED will keep lighting on, until the earbuds been full charged.



Four LED lights flash in turn When the charging case is full charged: 4 Blue LED lights will be on

FCC Statement

This equipment has been tested and found to comply with the limits for a Class B digital device, pursuant to Part 15 of the FCC Rules, these limits are designed to provide reasonable protection against harmful interference in a residential installation, this equipment generates uses and can radiate radio frequency energy and, if not installed and used in accordance with the instructions. May cause harmful interference to radio communications. However, there is no guarantee that interference will not occur in a particular installation. If this equipment does cause harmful interference to radio or television reception, which can be determined by turning the equipment off and on, the user is encouraged to try to correct the interference by one or more of the following measures:
-- Reorient or relocate the receiving antenna.
-- Increase the separation between the equipment and receiver.
-- Connect the equipment into an outlet on a circuit different from that to which the receiver is connected.
--Consult the dealer or an experienced radio/TV technician for help.

This device complies with part 15 of the FCC Rules. Operation is subject to the following two conditions:
(1) This device may not cause harmful interference, and (2) this device must accept any interference received, including interference that may cause undesired operation. Changes or modifications not expressly approved by the party responsible for compliance could void the user's authority to operate the equipment.

Warning:
Changes or modifications to this unit not expressly approved by the party responsible for compliance could void the user's authority to operate the equipment

The device has been evaluated to meet general RF exposure requirement.

Trouble Shooting and Common Situations

- Earbuds cannot power on**
Battery drain, please charge the device for 30 minutes, and then powering on.
- Smart phone cannot search Bluetooth Earbuds**
1. Make sure the Earbuds is in pairing mode (red and blue LED flashing alternately)
 2. Delete pairing list in smart phone and searching Earbuds again.
 3. If it still cannot be found, please restart smart phone and Earbuds again.
- Earbuds will be disconnected from time to time**
1. The battery drain.
 2. The Earbuds is beyond the communication range(10m)
- No sound on talking mode**
1. Confirmed the Earbuds connected to smart phone mode on talking.
 2. Try to volume up Earbuds or smart phone.
- No sound with music playing**
1. Try to volume up Earbuds or smart phone.
 2. Earbuds disconnected with smart phone , please reconnected again.
- Cannot charge for Earbuds**
1. Make sure the earbuds placed well in the charging case.
 2. make sure LED lights red.
 3. Check if the charging case is drain up.
 4. Charge the charging case.