



单页尺寸：90\*90mm 彩印

100g铜版纸，单黑+anker blue(2295C)



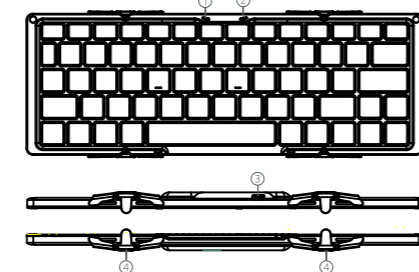
**USER MANUAL**  
Foldable Bluetooth Keyboard



**What's in the Box**

Foldable Bluetooth Keyboard / USB Charging Cable / Carry Sleeve / User Manual

**At a Glance**



- ① Caps Lock / Bluetooth Indicator
- ② Power Indicator
- ③ Charging Port
- ④ Folding Joints

▶ 1

**Getting Started**

1. Unfold the keyboard, it will automatically turn on.
2. Press the Fn and C keys at the same time to enter pairing mode. The Caps Lock / Bluetooth Indicator light will start to flash.
3. Activate your device's Bluetooth function and search for the keyboard.
4. On your device, click "Anker A7753 Keyboard" to connect. On your laptop find the keyboard and follow the on-screen instructions.
5. Start typing.

▶ 2

**Shortcut Keys to Different Systems**

	Fn on iOS	Fn on Android	Fn on Windows	Fn + Shift on Windows
🏠	Home	Home	ESC	Web Browser
🔍	Search	Search	F1	Search
📄	Select all	Select all	F2	Select all
📄	Copy	Copy	F3	Copy
📄	Paste	Paste	F4	Paste
✂️	Cut	Cut	F5	Cut
⏮️	Previous track	Previous track	F6	Previous track
⏸️	Play / pause	Play / pause	F7	Play / pause
⏭️	Next track	Next track	F8	Next track
🔊	Volume down	Volume down	F9	Volume down
🔊	Volume up	Volume up	F10	Volume up
🖥️	Keyboard display	N/A	N/A	N/A
↩️	N/A	Back	N/A	N/A

▶ 3


**Note**

1. Only one device can be paired at one time.
2. After the initial pairing, your device will automatically connect to the keyboard when it is turned on.
3. If the connection fails, delete the pairing history from your device, and try the pairing steps again.
4. The keyboard will enter energy saving mode after being idle for 15 minutes. To re-active it, press any key and wait for 3 seconds.

**Warning**

1. Keep the keyboard away from sharp objects.
2. Do not place heavy objects on the keyboard.
3. Do not heat up the keyboard by any means.
4. Do not force or distorted the keyboard.
5. Keep the keyboard away from oil, chemicals, or any other liquids.

▶ 4



Charge Fast, Live More

**Specifications**

Bluetooth connection distance	10 meters
Modulation system	GFSK
Operation voltage	3.0 - 4.2 V
Operation current	2.5 mA
Standby current	< 0.3 mA
Shutdown current	< 40 μA
Charging current	200 mA
Uninterrupted operation time	80 hours
Standby time	> 90 days
Charge time	4 hours
Lithium battery capacity	210 mAh
Lithium battery life	3 years
Operating temperature	-14 - 130 ℉

▶ 5

**FCC Statement**

1. This device complies with Part 15 of the FCC Rules. Operation is subject to the following two conditions:  
(1) This device may not cause harmful interference.  
(2) This device must accept any interference received, including interference that may cause undesired operation.
2. Changes or modifications not expressly approved by the party responsible for compliance could void the user's authority to operate the equipment.

NOTE: This equipment has been tested and found to comply with the limits for a Class B digital device, pursuant to Part 15 of the FCC Rules. These limits are designed to provide reasonable protection against harmful interference in a residential installation.

This equipment generates uses and can radiate radio frequency energy and, if not installed and used in accordance with the instructions, may cause harmful interference to radio communications. However, there is no guarantee that interference will not occur in a particular installation.

▶ 6

If this equipment does cause harmful interference to radio or television reception, which can be determined by turning the equipment off and on, the user is encouraged to try to correct the interference by one or more of the following measures:

- Reorient or relocate the receiving antenna.
- Increase the separation between the equipment and receiver.
- Connect the equipment into an outlet on a circuit different from that to which the receiver is connected.
- Consult the dealer or an experienced radio/TV technician for help.

The device has been evaluated to meet general RF exposure requirement. The device can be used in portable condition without restriction.

▶ 7

**Customer Service**

📄 18-month limited warranty
👤 Lifetime technical support

---

**We hope you never have the need, but if you do, our service is friendly and hassle-free.**

✉️ customersupport@anker.com

📞 1-800-988-7973 | Mon-Fri 9:00-5:00 PST (US) 86 400 0550 036 周一至周五 9:00-17:30(中国)  
44(0)1604 936200 Mon-Fri 6:00-11:00(GMT) 81 03 4455 7823 月-金 9:00-17:00(日本)  
49(0)69 9579 7960 Mon-Fri 6:00-11:00(DE)

▶ 8