

Ultra-slim Bluetooth keyboard with backlit

User Manual

Package Contents






- 1.Ultra-slim Bluetooth keyboard with backlit
- 2.Micro-USB charging cable
- 3.User manual

Specifications


Bluetooth Specification	Ble 5.0
Dimensions	247x150x6.5mm
Operating Range	Up to 10 meters
Modulation System	GFSK
Stand-by time	120 days
Charge time	< 4 hours
Lithium Battery Capacity	750 mAh
Uninterrupted Work Time without backlit open	200 hours
Uninterrupted Work Time with backlit open	5 hours
Lithium Battery Life	3 years
Key Life	3 million clicks

Getting Started Guide















Backlit of keyboard guide

- 1) Press the  lighting key first time is turning on the light.
Press second time is increasing brightness.
Press third time is lighting off. (single color backlight)
- 2) (+) (+) to change the backlight colors.(7-color backlit)
- 3) When the battery is less than 20%,the backlights will turn off.

Led Display

CAPS	Lights blue when CAPS-lock is active
	Will flash blue (3min. long) after pressing the "Connect" button until a BT connection is established. It disappears when connected.
Charge	Lights red when the keyboard is charging. Turns off when the battery is fully charged. Flashes red, when the battery is weak and should be charged.
Power	Lights up blue for about 4 sec when being turned on.

Keys and Function

	iOS	Android	Windows	Fn on Windows
	Home	Home	ESC	Web browser
	Keyboard Display	N/A	F1	N/A
	Select all	Select all	F2	Select all
	Copy	Copy	F3	Copy
	Paste	Paste	F4	Paste
	N/A	Email	F5	Email
	Search	Search	F6	Search
	Select Language	N/A	F7	N/A
	Previous track	Previous track	F8	Previous track
	Play/pause	Play/pause	F9	Play/pause
	Next track	Next track	F10	Next track
	Volume -	Volume -	F11	Volume -
	Volume +	Volume +	F12	Volume +
Fn+ 	Lock screen	Lock screen	N/A	N/A

Note:

Press Fn and Q,W or E keys together to shift between iOS, Android or Windows systems after connected successfully. Otherwise the keyboard's function key will be invalid. Q- iOS W- Android E- Windows

System requirements

iPad - All versions

iPhones - All versions

Bluetooth-enabled PCs or Laptops with Windows XP / Vista / 7 / 8

Bluetooth-enabled iMac / Macbooks with Mac OS X 10.2.8 or above (note that some exceptions may apply. we guarantee hassle-free support and easy returns/exchanges)

Smartphones or tablets (not including Dell tablets) with Android 3.0 and above(with Bluetooth HID profile)

Windows Mobile 5.0 and above

This keyboard may not be compatible with the Mac mini.

SPECIAL NOTE:

1. This keyboard doesn't support the Windows Mobile.

2. For Android users. The Caps Lock indicator may not light, but will still function normally.

Pairing keyboard method

Step 1. On the keyboard, slide the power button on.

Step 2. Press the connect button, the Bluetooth indicator light will be blinking blue.

Step 3. On the iPad, select: Settings- General- Bluetooth-On.

Step 4. The iPad will display “Bluetooth 3.0 keyboard” as an available device.

Step 5. Select “Bluetooth 3.0 Keyboard” on the iPad, click on it, the keyboard will now be paired to iPad and the Bluetooth indicator will turn off.

SPECIAL NOTE

1. Only one device can be actively paired at one time.

2. After pairing for the first time, your device will connect to the keyboard automatically when opening the keyboard.

3. In case of connection failure, delete the pairing record from your device, and try the above procedures again.

Power Saving Mode

The keyboard will enter sleep mode when idle for 30 minutes.

To re-activate it, press any key and wait for 3 seconds.

Charge it

1. Plug the micro end of the USB charging cable into the keyboard.

2. Plug the USB end of the cable into a computer or charging adapter (not included). If the red charge indicator light begins flashing during use, 4-hour recharge is recommended.

Warning

1. Keep the keyboard away from sharp objects and liquids.

2. Do not place heavy objects on the keyboard.

3. Avoid extreme hot and cold temperatures.

FCC Regulatory Compliance

changes or modifications not expressly approved by the party responsible for compliance could void the user's authority to operate the equipment.

This equipment has been tested and found to comply with the limits for a Class B digital device, pursuant to Part 15 of the FCC Rules. These limits are designed to provide reasonable protection against harmful interference in a residential installation. This equipment generates, uses and can radiate radio frequency energy and, if not installed and used in accordance with the instructions, may cause harmful interference to radio communications. However, there is no guarantee that interference will not occur in a particular installation.

If this equipment does cause harmful interference to radio or television reception, which can be determined by turning the equipment off and on, the user is encouraged to try to correct the interference by one or more of the following measures:

- Reorient or relocate the receiving antenna.
- Increase the separation between the equipment and receiver.
- Connect the equipment into an outlet on a circuit different from that to which the receiver is connected.
- Consult the dealer or an experienced radio/TV technician for help.

This equipment complies with FCC radiation exposure limits set forth for an uncontrolled environment. This transmitter must not be co-located or operating in conjunction with any other antenna or transmitter.

This device complies with Part 15 of the FCC Rules. Operation is subject to the following two conditions: (1) this device may not cause harmful interference, and (2) this device must accept any interference received, including interference that may cause undesired operation.

ISED Regulatory Compliance

This device contains licence-exempt transmitter(s)/receiver(s) that comply with Innovation, Science and Economic Development Canada's licence-exempt RSS(s). Operation is subject to the following two conditions:

- (1) This device may not cause interference.
- (2) This device must accept any interference, including interference that may cause undesired operation of the device.