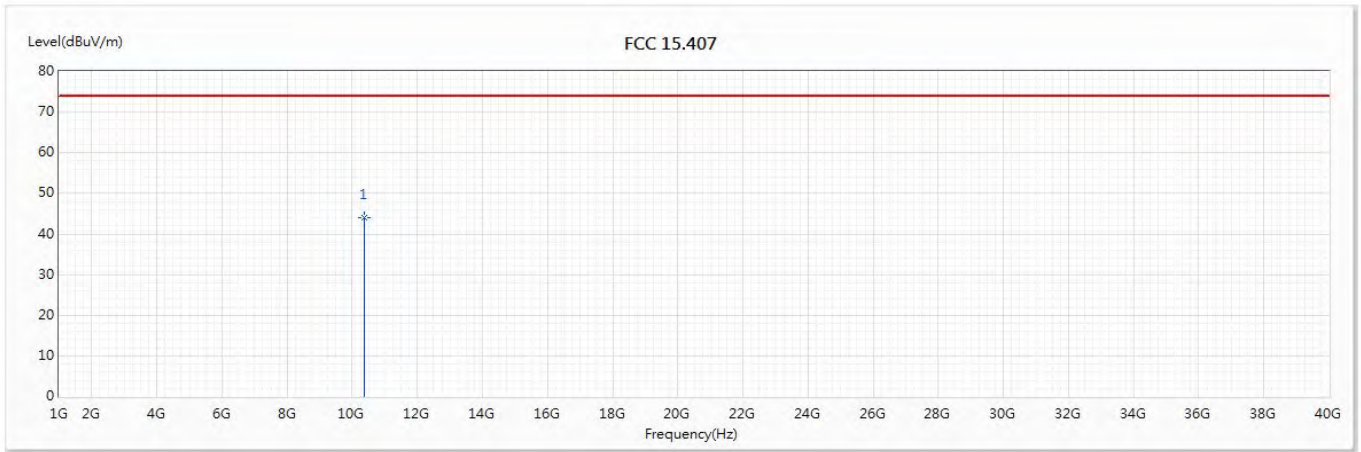


Product : Intel® Wireless-AC 9560
 Test Item : Harmonic Radiated Emission Data
 Test Date : 2019/11/26
 Test Mode : Mode 12 MIMO: Transmit (802.11n-40BW_30Mbps) (5190MHz)

Horizontal



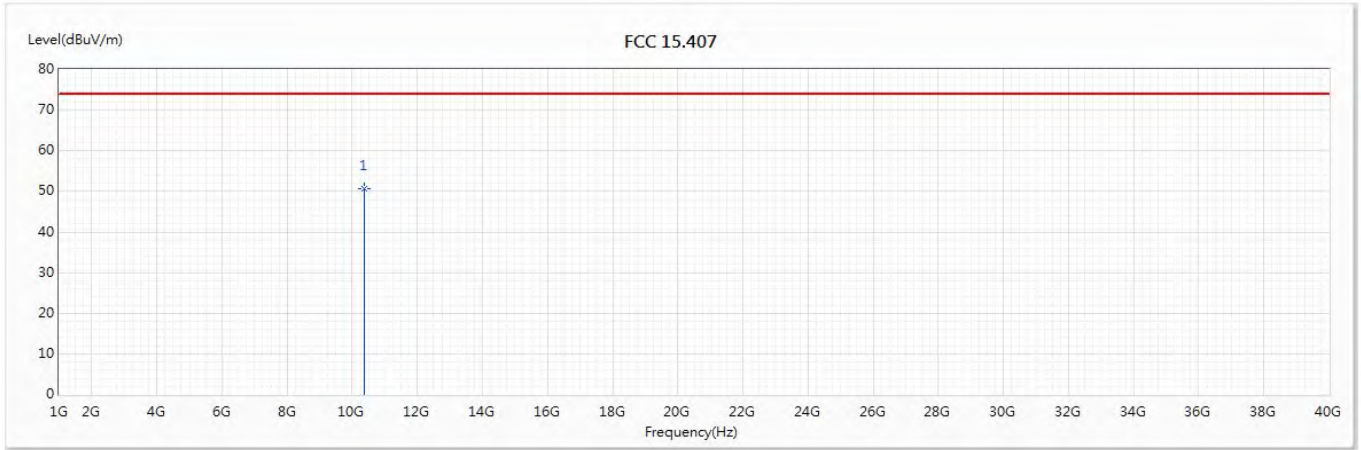
No	Frequency (MHz)	Emission Level (dBuV/m)	Limit (dBuV/m)	Margin (dB)	Reading Level (dBuV)	Correct Factor (dB/m)	Detector Type
* 1	10380	43.95	74.00	-30.05	41.67	2.28	PK

Note:

1. All Readings below 1GHz are Quasi-Peak, above 1GHz are performed with peak and/or average measurements as necessary.
2. Measurement Level = Reading Level + Correct Factor.
3. Correct Factor = Antenna factor + Cable loss – Amplifier gain.
4. The average measurement was not performed when the peak measured data under the limit of average detection.
5. The emission levels of other frequencies are very lower than the limit and not show in test report.

Product : Intel® Wireless-AC 9560
 Test Item : Harmonic Radiated Emission Data
 Test Date : 2019/11/26
 Test Mode : Mode 12 MIMO: Transmit (802.11n-40BW_30Mbps) (5190MHz)

Vertical



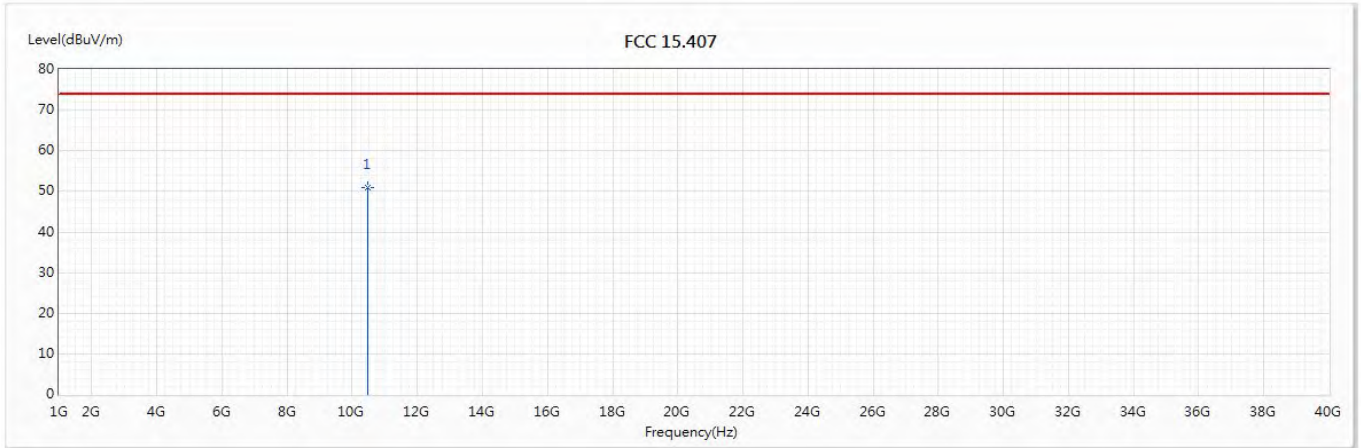
No	Frequency (MHz)	Emission Level (dBuV/m)	Limit (dBuV/m)	Margin (dB)	Reading Level (dBuV)	Correct Factor (dB/m)	Detector Type
* 1	10380	50.73	74.00	-23.27	48.45	2.28	PK

Note:

1. All Readings below 1GHz are Quasi-Peak, above 1GHz are performed with peak and/or average measurements as necessary.
2. Measurement Level = Reading Level + Correct Factor.
3. Correct Factor = Antenna factor + Cable loss – Amplifier gain.
4. The average measurement was not performed when the peak measured data under the limit of average detection.
5. The emission levels of other frequencies are very lower than the limit and not show in test report.

Product : Intel® Wireless-AC 9560
 Test Item : Harmonic Radiated Emission Data
 Test Date : 2019/11/26
 Test Mode : Mode 12 MIMO: Transmit (802.11n-40BW_30Mbps) (5230MHz)

Horizontal



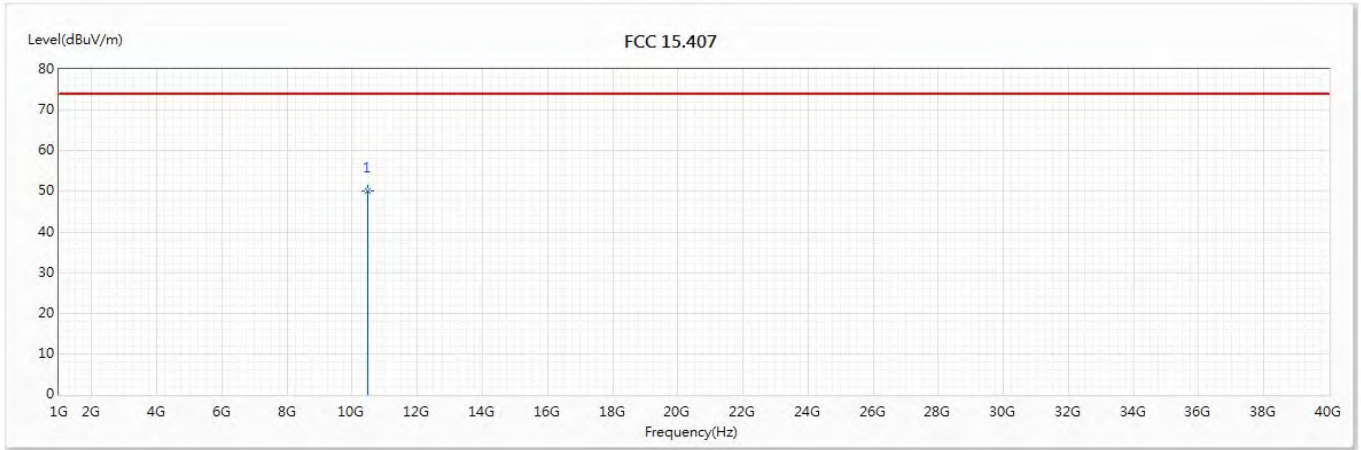
No	Frequency (MHz)	Emission Level (dBuV/m)	Limit (dBuV/m)	Margin (dB)	Reading Level (dBuV)	Correct Factor (dB/m)	Detector Type
* 1	10460	50.80	74.00	-23.20	47.98	2.82	PK

Note:

1. All Readings below 1GHz are Quasi-Peak, above 1GHz are performed with peak and/or average measurements as necessary.
2. Measurement Level = Reading Level + Correct Factor.
3. Correct Factor = Antenna factor + Cable loss – Amplifier gain.
4. The average measurement was not performed when the peak measured data under the limit of average detection.
5. The emission levels of other frequencies are very lower than the limit and not show in test report.

Product : Intel® Wireless-AC 9560
 Test Item : Harmonic Radiated Emission Data
 Test Date : 2019/11/26
 Test Mode : Mode 12 MIMO: Transmit (802.11n-40BW_30Mbps) (5230MHz)

Vertical



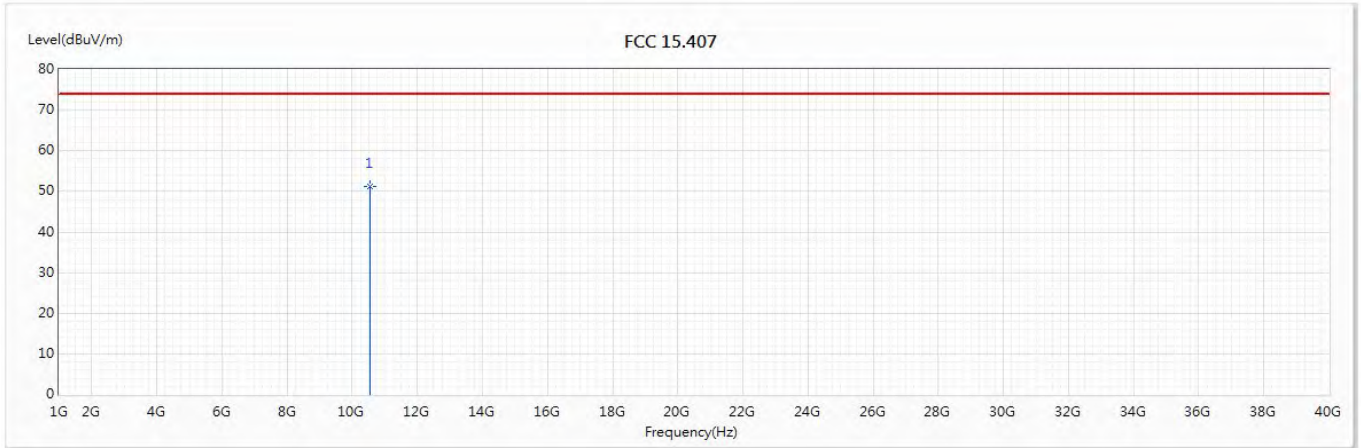
No	Frequency (MHz)	Emission Level (dBuV/m)	Limit (dBuV/m)	Margin (dB)	Reading Level (dBuV)	Correct Factor (dB/m)	Detector Type
* 1	10460	50.16	74.00	-23.84	47.34	2.82	PK

Note:

1. All Readings below 1GHz are Quasi-Peak, above 1GHz are performed with peak and/or average measurements as necessary.
2. Measurement Level = Reading Level + Correct Factor.
3. Correct Factor = Antenna factor + Cable loss – Amplifier gain.
4. The average measurement was not performed when the peak measured data under the limit of average detection.
5. The emission levels of other frequencies are very lower than the limit and not show in test report.

Product : Intel® Wireless-AC 9560
 Test Item : Harmonic Radiated Emission Data
 Test Date : 2019/11/26
 Test Mode : Mode 12 MIMO: Transmit (802.11n-40BW_30Mbps) (5270MHz)

Horizontal



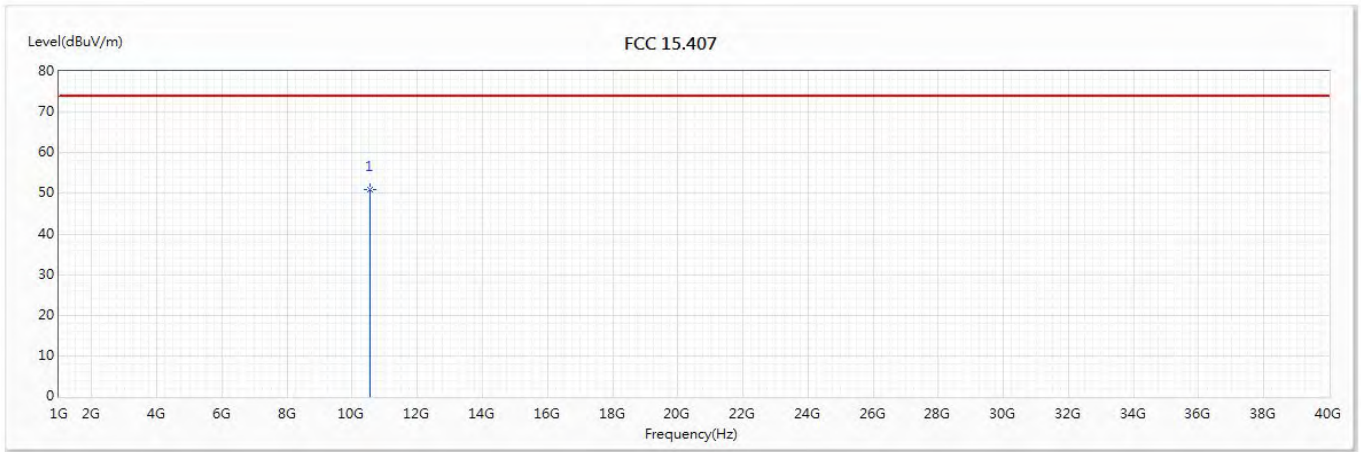
No	Frequency (MHz)	Emission Level (dBuV/m)	Limit (dBuV/m)	Margin (dB)	Reading Level (dBuV)	Correct Factor (dB/m)	Detector Type
* 1	10540	51.29	74.00	-22.71	48.81	2.48	PK

Note:

1. All Readings below 1GHz are Quasi-Peak, above 1GHz are performed with peak and/or average measurements as necessary.
2. Measurement Level = Reading Level + Correct Factor.
3. Correct Factor = Antenna factor + Cable loss – Amplifier gain.
4. The average measurement was not performed when the peak measured data under the limit of average detection.
5. The emission levels of other frequencies are very lower than the limit and not show in test report.

Product : Intel® Wireless-AC 9560
 Test Item : Harmonic Radiated Emission Data
 Test Date : 2019/11/26
 Test Mode : Mode 12 MIMO: Transmit (802.11n-40BW_30Mbps) (5270MHz)

Vertical



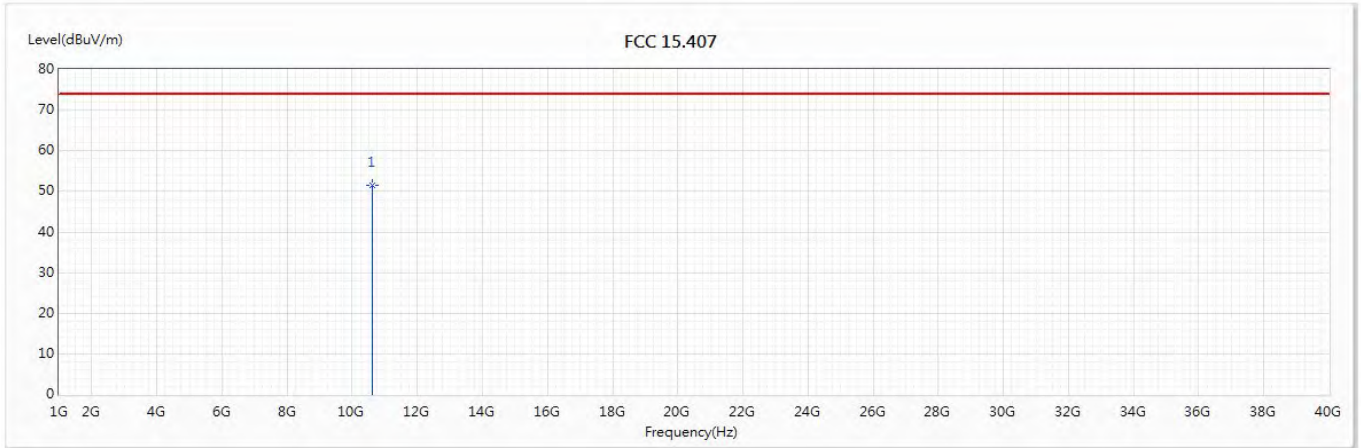
No	Frequency (MHz)	Emission Level (dBuV/m)	Limit (dBuV/m)	Margin (dB)	Reading Level (dBuV)	Correct Factor (dB/m)	Detector Type
* 1	10540	51.01	74.00	-22.99	48.53	2.48	PK

Note:

1. All Readings below 1GHz are Quasi-Peak, above 1GHz are performed with peak and/or average measurements as necessary.
2. Measurement Level = Reading Level + Correct Factor.
3. Correct Factor = Antenna factor + Cable loss – Amplifier gain.
4. The average measurement was not performed when the peak measured data under the limit of average detection.
5. The emission levels of other frequencies are very lower than the limit and not show in test report.

Product : Intel® Wireless-AC 9560
 Test Item : Harmonic Radiated Emission Data
 Test Date : 2019/11/26
 Test Mode : Mode 12 MIMO: Transmit (802.11n-40BW_30Mbps) (5310MHz)

Horizontal



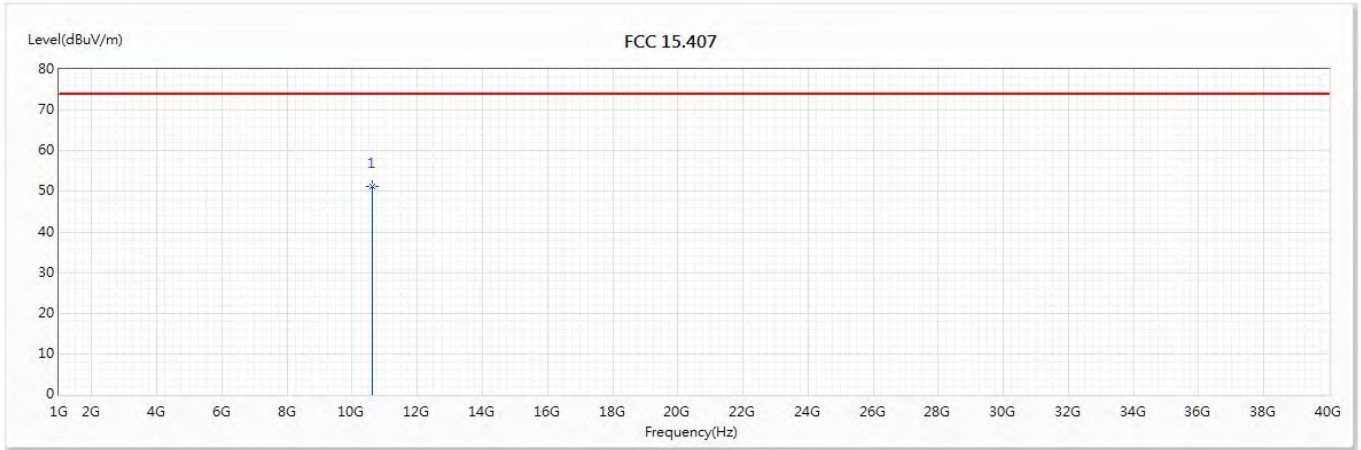
No	Frequency (MHz)	Emission Level (dBuV/m)	Limit (dBuV/m)	Margin (dB)	Reading Level (dBuV)	Correct Factor (dB/m)	Detector Type
* 1	10620	51.49	74.00	-22.51	48.40	3.09	PK

Note:

1. All Readings below 1GHz are Quasi-Peak, above 1GHz are performed with peak and/or average measurements as necessary.
2. Measurement Level = Reading Level + Correct Factor.
3. Correct Factor = Antenna factor + Cable loss – Amplifier gain.
4. The average measurement was not performed when the peak measured data under the limit of average detection.
5. The emission levels of other frequencies are very lower than the limit and not show in test report.

Product : Intel® Wireless-AC 9560
 Test Item : Harmonic Radiated Emission Data
 Test Date : 2019/11/26
 Test Mode : Mode 12 MIMO: Transmit (802.11n-40BW_30Mbps) (5310MHz)

Vertical



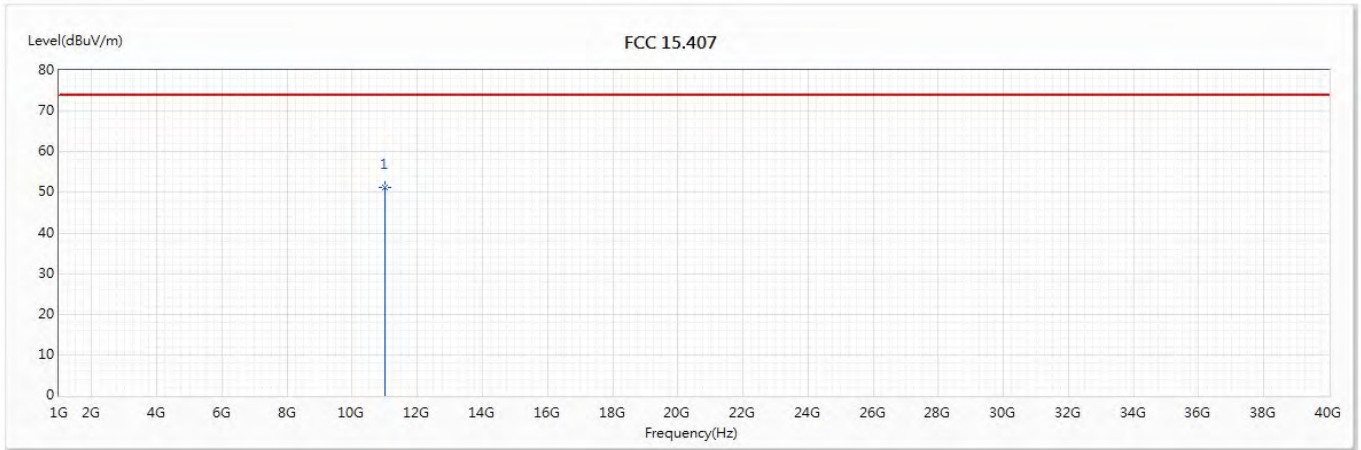
No	Frequency (MHz)	Emission Level (dBuV/m)	Limit (dBuV/m)	Margin (dB)	Reading Level (dBuV)	Correct Factor (dB/m)	Detector Type
* 1	10620	51.33	74.00	-22.67	48.24	3.09	PK

Note:

1. All Readings below 1GHz are Quasi-Peak, above 1GHz are performed with peak and/or average measurements as necessary.
2. Measurement Level = Reading Level + Correct Factor.
3. Correct Factor = Antenna factor + Cable loss – Amplifier gain.
4. The average measurement was not performed when the peak measured data under the limit of average detection.
5. The emission levels of other frequencies are very lower than the limit and not show in test report.

Product : Intel® Wireless-AC 9560
 Test Item : Harmonic Radiated Emission Data
 Test Date : 2019/11/26
 Test Mode : Mode 12 MIMO: Transmit (802.11n-40BW_30Mbps) (5510MHz)

Horizontal



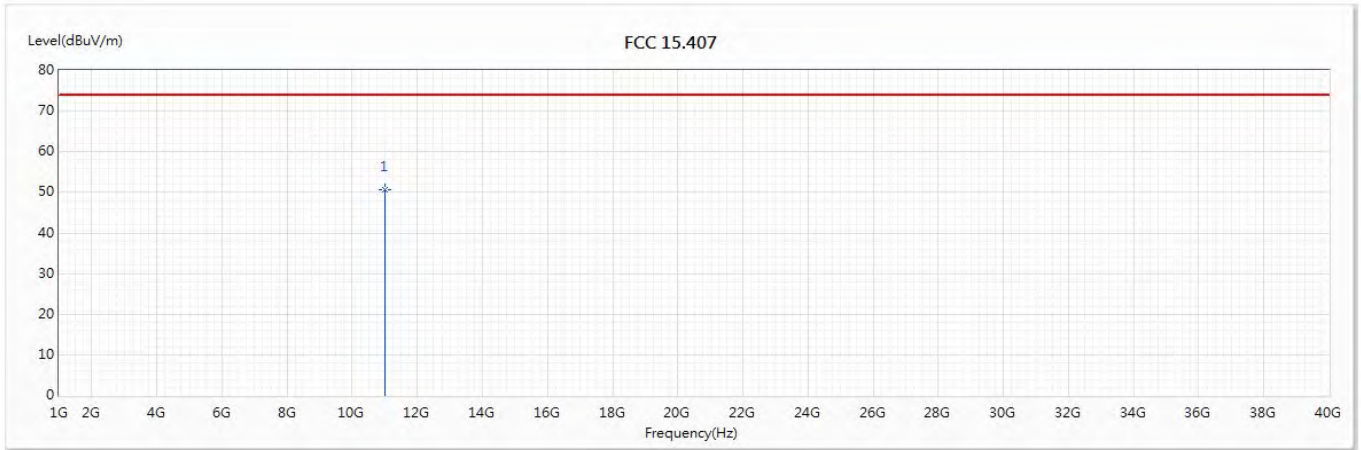
No	Frequency (MHz)	Emission Level (dBuV/m)	Limit (dBuV/m)	Margin (dB)	Reading Level (dBuV)	Correct Factor (dB/m)	Detector Type
* 1	11020	51.18	74.00	-22.82	47.73	3.45	PK

Note:

1. All Readings below 1GHz are Quasi-Peak, above 1GHz are performed with peak and/or average measurements as necessary.
2. Measurement Level = Reading Level + Correct Factor.
3. Correct Factor = Antenna factor + Cable loss – Amplifier gain.
4. The average measurement was not performed when the peak measured data under the limit of average detection.
5. The emission levels of other frequencies are very lower than the limit and not show in test report.

Product : Intel® Wireless-AC 9560
 Test Item : Harmonic Radiated Emission Data
 Test Date : 2019/11/26
 Test Mode : Mode 12 MIMO: Transmit (802.11n-40BW_30Mbps) (5510MHz)

Vertical



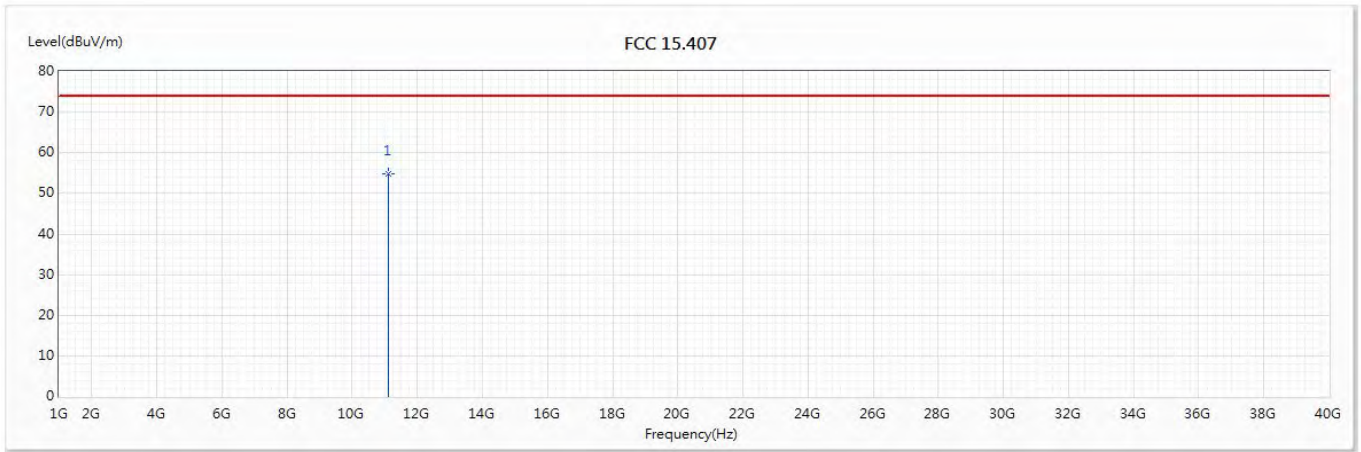
No	Frequency (MHz)	Emission Level (dBuV/m)	Limit (dBuV/m)	Margin (dB)	Reading Level (dBuV)	Correct Factor (dB/m)	Detector Type
* 1	11020	50.75	74.00	-23.25	47.30	3.45	PK

Note:

1. All Readings below 1GHz are Quasi-Peak, above 1GHz are performed with peak and/or average measurements as necessary.
2. Measurement Level = Reading Level + Correct Factor.
3. Correct Factor = Antenna factor + Cable loss – Amplifier gain.
4. The average measurement was not performed when the peak measured data under the limit of average detection.
5. The emission levels of other frequencies are very lower than the limit and not show in test report.

Product : Intel® Wireless-AC 9560
 Test Item : Harmonic Radiated Emission Data
 Test Date : 2019/11/26
 Test Mode : Mode 12 MIMO: Transmit (802.11n-40BW_30Mbps) (5550MHz)

Horizontal



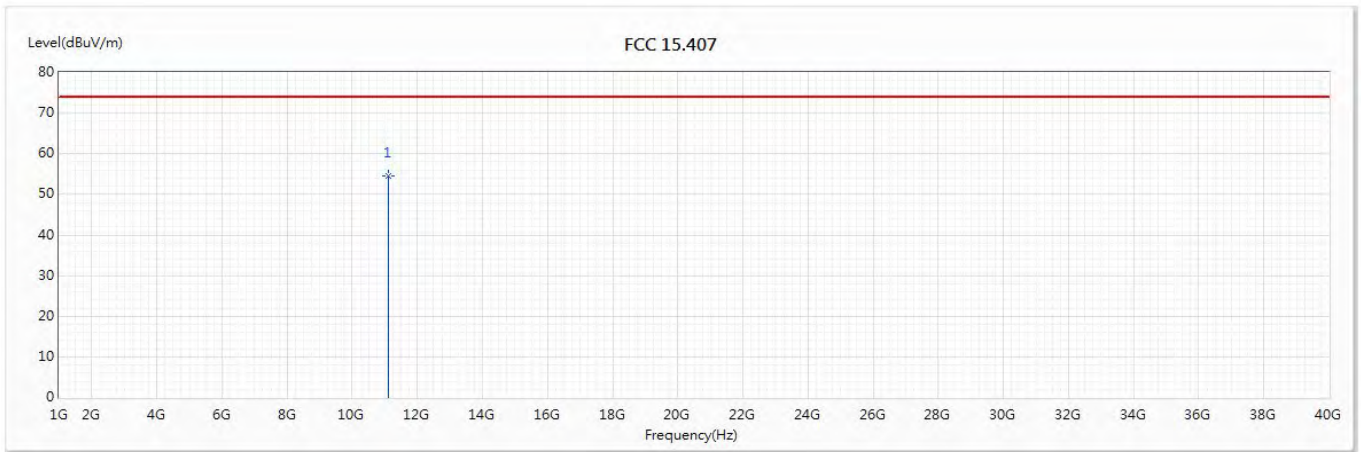
No	Frequency (MHz)	Emission Level (dBuV/m)	Limit (dBuV/m)	Margin (dB)	Reading Level (dBuV)	Correct Factor (dB/m)	Detector Type
* 1	11100	54.74	74.00	-19.26	51.40	3.34	PK

Note:

1. All Readings below 1GHz are Quasi-Peak, above 1GHz are performed with peak and/or average measurements as necessary.
2. Measurement Level = Reading Level + Correct Factor.
3. Correct Factor = Antenna factor + Cable loss – Amplifier gain.
4. The average measurement was not performed when the peak measured data under the limit of average detection.
5. The emission levels of other frequencies are very lower than the limit and not show in test report.

Product : Intel® Wireless-AC 9560
 Test Item : Harmonic Radiated Emission Data
 Test Date : 2019/11/26
 Test Mode : Mode 12 MIMO: Transmit (802.11n-40BW_30Mbps) (5550MHz)

Vertical



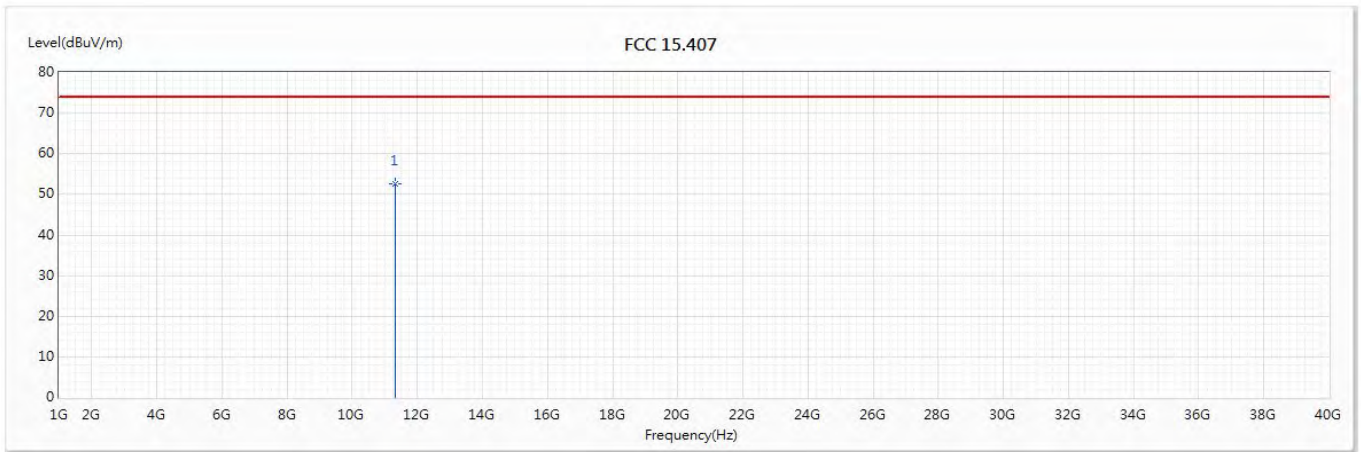
No	Frequency (MHz)	Emission Level (dBuV/m)	Limit (dBuV/m)	Margin (dB)	Reading Level (dBuV)	Correct Factor (dB/m)	Detector Type
* 1	11100	54.54	74.00	-19.46	51.20	3.34	PK

Note:

1. All Readings below 1GHz are Quasi-Peak, above 1GHz are performed with peak and/or average measurements as necessary.
2. Measurement Level = Reading Level + Correct Factor.
3. Correct Factor = Antenna factor + Cable loss – Amplifier gain.
4. The average measurement was not performed when the peak measured data under the limit of average detection.
5. The emission levels of other frequencies are very lower than the limit and not show in test report.

Product : Intel® Wireless-AC 9560
 Test Item : Harmonic Radiated Emission Data
 Test Date : 2019/11/26
 Test Mode : Mode 12 MIMO: Transmit (802.11n-40BW_30Mbps) (5670MHz)

Horizontal



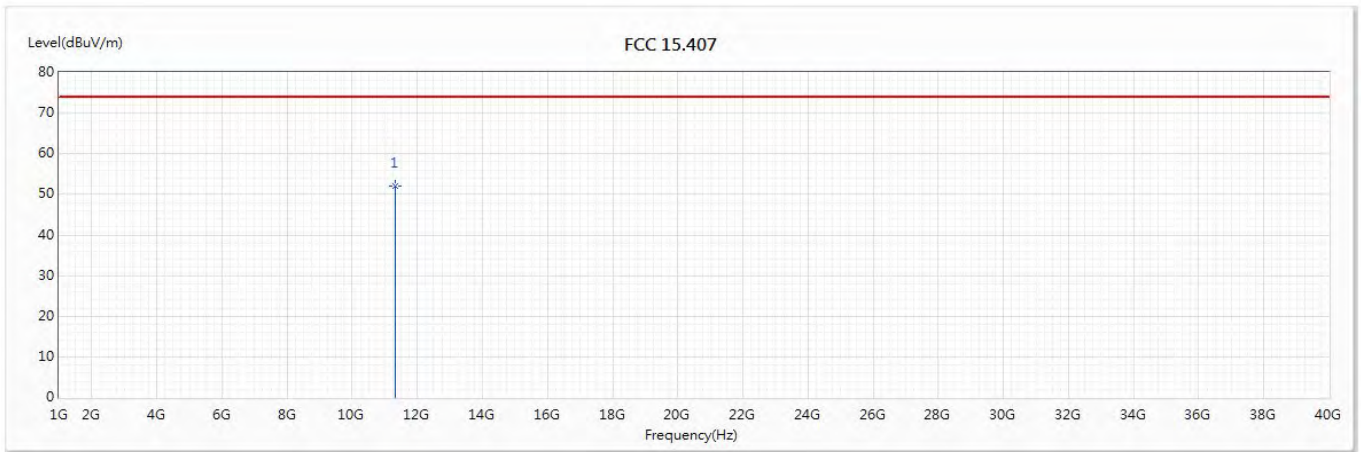
No	Frequency (MHz)	Emission Level (dBuV/m)	Limit (dBuV/m)	Margin (dB)	Reading Level (dBuV)	Correct Factor (dB/m)	Detector Type
* 1	11340	52.53	74.00	-21.47	48.73	3.80	PK

Note:

1. All Readings below 1GHz are Quasi-Peak, above 1GHz are performed with peak and/or average measurements as necessary.
2. Measurement Level = Reading Level + Correct Factor.
3. Correct Factor = Antenna factor + Cable loss – Amplifier gain.
4. The average measurement was not performed when the peak measured data under the limit of average detection.
5. The emission levels of other frequencies are very lower than the limit and not show in test report.

Product : Intel® Wireless-AC 9560
 Test Item : Harmonic Radiated Emission Data
 Test Date : 2019/11/26
 Test Mode : Mode 12 MIMO: Transmit (802.11n-40BW_30Mbps) (5670MHz)

Vertical



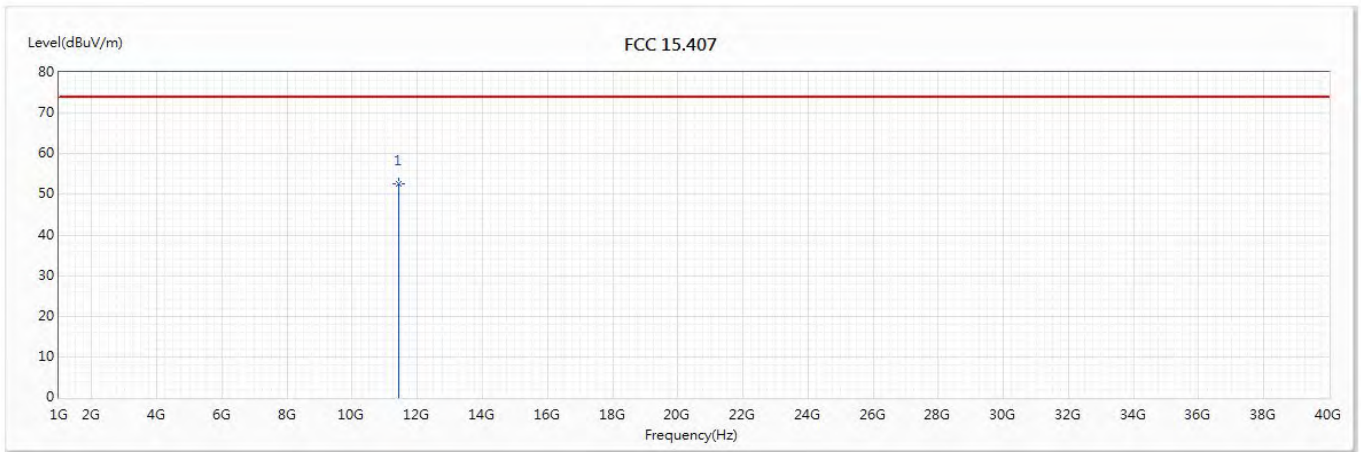
No	Frequency (MHz)	Emission Level (dBuV/m)	Limit (dBuV/m)	Margin (dB)	Reading Level (dBuV)	Correct Factor (dB/m)	Detector Type
* 1	11340	52.12	74.00	-21.88	48.32	3.80	PK

Note:

1. All Readings below 1GHz are Quasi-Peak, above 1GHz are performed with peak and/or average measurements as necessary.
2. Measurement Level = Reading Level + Correct Factor.
3. Correct Factor = Antenna factor + Cable loss – Amplifier gain.
4. The average measurement was not performed when the peak measured data under the limit of average detection.
5. The emission levels of other frequencies are very lower than the limit and not show in test report.

Product : Intel® Wireless-AC 9560
 Test Item : Harmonic Radiated Emission Data
 Test Date : 2019/11/26
 Test Mode : Mode 12 MIMO: Transmit (802.11n-40BW_30Mbps) (5710MHz)

Horizontal



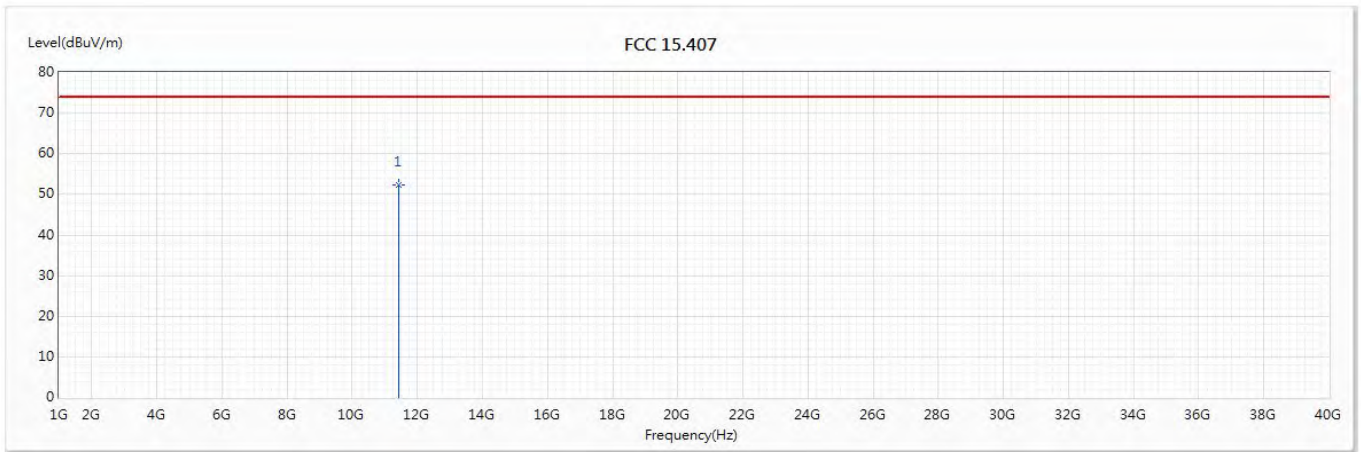
No	Frequency (MHz)	Emission Level (dBuV/m)	Limit (dBuV/m)	Margin (dB)	Reading Level (dBuV)	Correct Factor (dB/m)	Detector Type
* 1	11420	52.48	74.00	-21.52	48.22	4.26	PK

Note:

1. All Readings below 1GHz are Quasi-Peak, above 1GHz are performed with peak and/or average measurements as necessary.
2. Measurement Level = Reading Level + Correct Factor.
3. Correct Factor = Antenna factor + Cable loss –Amplifier gain.
4. The average measurement was not performed when the peak measured data under the limit of average detection.
5. The emission levels of other frequencies are very lower than the limit and not show in test report.

Product : Intel® Wireless-AC 9560
 Test Item : Harmonic Radiated Emission Data
 Test Date : 2019/11/26
 Test Mode : Mode 12 MIMO: Transmit (802.11n-40BW_30Mbps) (5710MHz)

Vertical



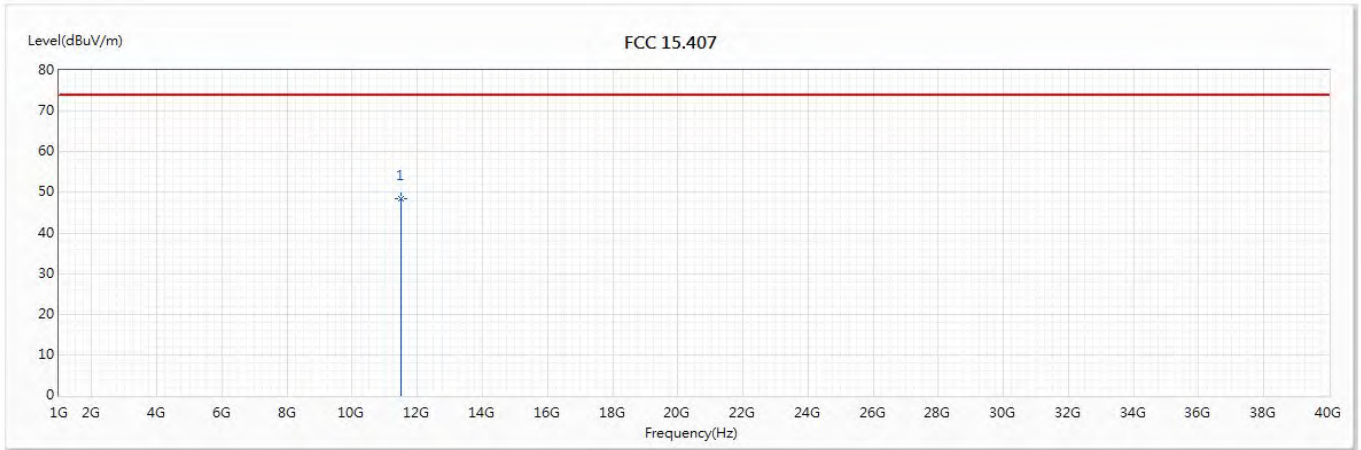
No	Frequency (MHz)	Emission Level (dBuV/m)	Limit (dBuV/m)	Margin (dB)	Reading Level (dBuV)	Correct Factor (dB/m)	Detector Type
* 1	11420	52.37	74.00	-21.63	48.11	4.26	PK

Note:

1. All Readings below 1GHz are Quasi-Peak, above 1GHz are performed with peak and/or average measurements as necessary.
2. Measurement Level = Reading Level + Correct Factor.
3. Correct Factor = Antenna factor + Cable loss – Amplifier gain.
4. The average measurement was not performed when the peak measured data under the limit of average detection.
5. The emission levels of other frequencies are very lower than the limit and not show in test report.

Product : Intel® Wireless-AC 9560
 Test Item : Harmonic Radiated Emission Data
 Test Date : 2019/11/26
 Test Mode : Mode 12 MIMO: Transmit (802.11n-40BW_30Mbps) (5755MHz)

Horizontal



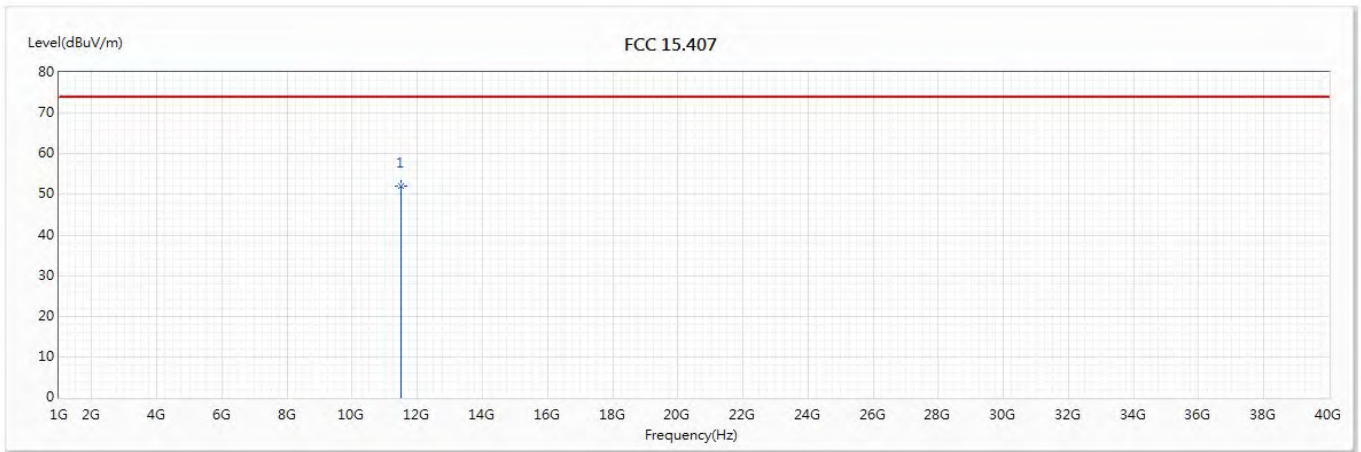
No	Frequency (MHz)	Emission Level (dBuV/m)	Limit (dBuV/m)	Margin (dB)	Reading Level (dBuV)	Correct Factor (dB/m)	Detector Type
* 1	11510	48.41	74.00	-25.59	44.09	4.32	PK

Note:

1. All Readings below 1GHz are Quasi-Peak, above 1GHz are performed with peak and/or average measurements as necessary.
2. Measurement Level = Reading Level + Correct Factor.
3. Correct Factor = Antenna factor + Cable loss – Amplifier gain.
4. The average measurement was not performed when the peak measured data under the limit of average detection.
5. The emission levels of other frequencies are very lower than the limit and not show in test report.

Product : Intel® Wireless-AC 9560
 Test Item : Harmonic Radiated Emission Data
 Test Date : 2019/11/26
 Test Mode : Mode 12 MIMO: Transmit (802.11n-40BW_30Mbps) (5755MHz)

Vertical



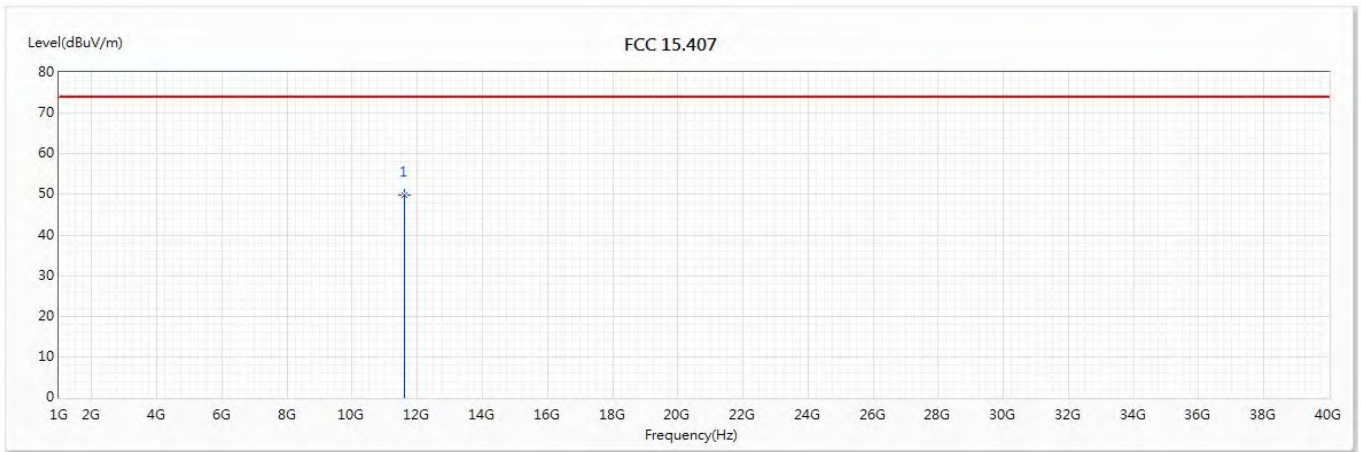
No	Frequency (MHz)	Emission Level (dBuV/m)	Limit (dBuV/m)	Margin (dB)	Reading Level (dBuV)	Correct Factor (dB/m)	Detector Type
* 1	11510	52.10	74.00	-21.90	47.78	4.32	PK

Note:

1. All Readings below 1GHz are Quasi-Peak, above 1GHz are performed with peak and/or average measurements as necessary.
2. Measurement Level = Reading Level + Correct Factor.
3. Correct Factor = Antenna factor + Cable loss – Amplifier gain.
4. The average measurement was not performed when the peak measured data under the limit of average detection.
5. The emission levels of other frequencies are very lower than the limit and not show in test report.

Product : Intel® Wireless-AC 9560
 Test Item : Harmonic Radiated Emission Data
 Test Date : 2019/11/26
 Test Mode : Mode 12 MIMO: Transmit (802.11n-40BW_30Mbps) (5795MHz)

Horizontal



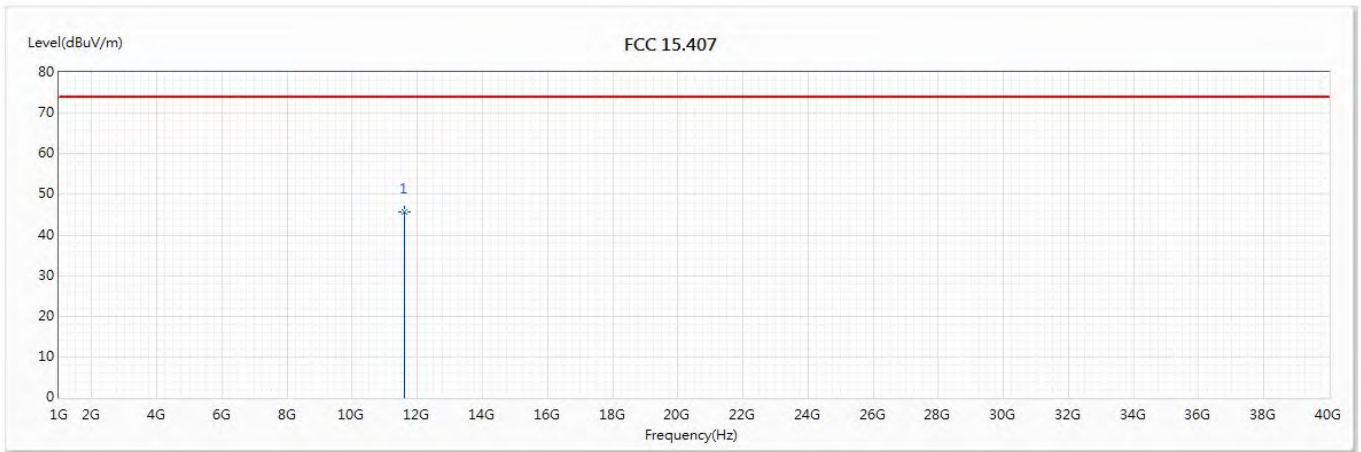
No	Frequency (MHz)	Emission Level (dBuV/m)	Limit (dBuV/m)	Margin (dB)	Reading Level (dBuV)	Correct Factor (dB/m)	Detector Type
* 1	11590	49.73	74.00	-24.27	44.97	4.76	PK

Note:

1. All Readings below 1GHz are Quasi-Peak, above 1GHz are performed with peak and/or average measurements as necessary.
2. Measurement Level = Reading Level + Correct Factor.
3. Correct Factor = Antenna factor + Cable loss – Amplifier gain.
4. The average measurement was not performed when the peak measured data under the limit of average detection.
5. The emission levels of other frequencies are very lower than the limit and not show in test report.

Product : Intel® Wireless-AC 9560
 Test Item : Harmonic Radiated Emission Data
 Test Date : 2019/11/26
 Test Mode : Mode 12 MIMO: Transmit (802.11n-40BW_30Mbps) (5795MHz)

Vertical



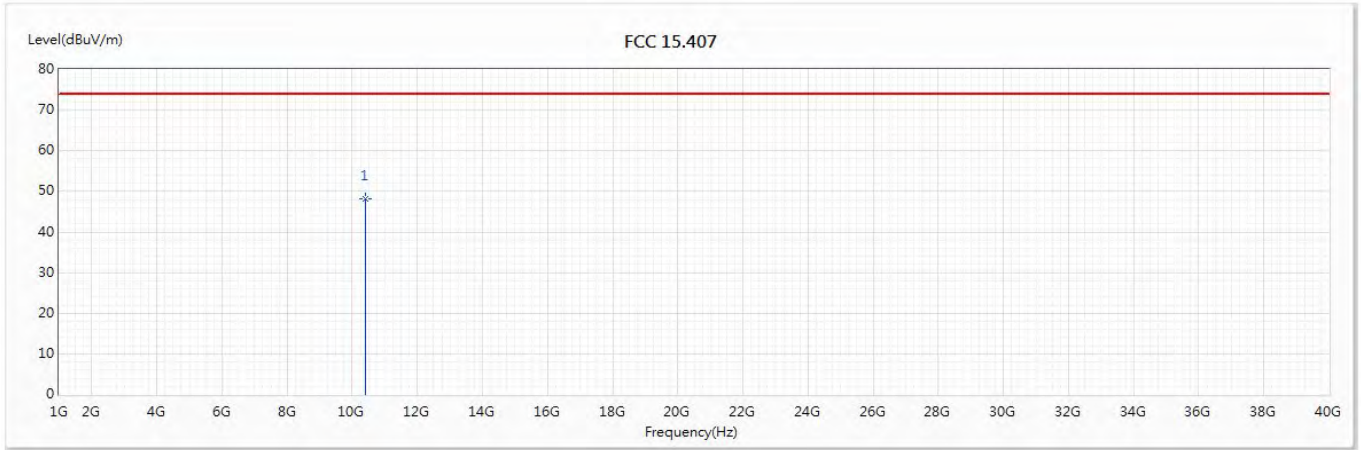
No	Frequency (MHz)	Emission Level (dBuV/m)	Limit (dBuV/m)	Margin (dB)	Reading Level (dBuV)	Correct Factor (dB/m)	Detector Type
* 1	11590	45.76	74.00	-28.24	41.00	4.76	PK

Note:

1. All Readings below 1GHz are Quasi-Peak, above 1GHz are performed with peak and/or average measurements as necessary.
2. Measurement Level = Reading Level + Correct Factor.
3. Correct Factor = Antenna factor + Cable loss – Amplifier gain.
4. The average measurement was not performed when the peak measured data under the limit of average detection.
5. The emission levels of other frequencies are very lower than the limit and not show in test report.

Product : Intel® Wireless-AC 9560
 Test Item : Harmonic Radiated Emission Data
 Test Date : 2019/11/26
 Test Mode : Mode 13 MIMO: Transmit (802.11ac-80BW_65Mbps) (5210MHz)

Horizontal



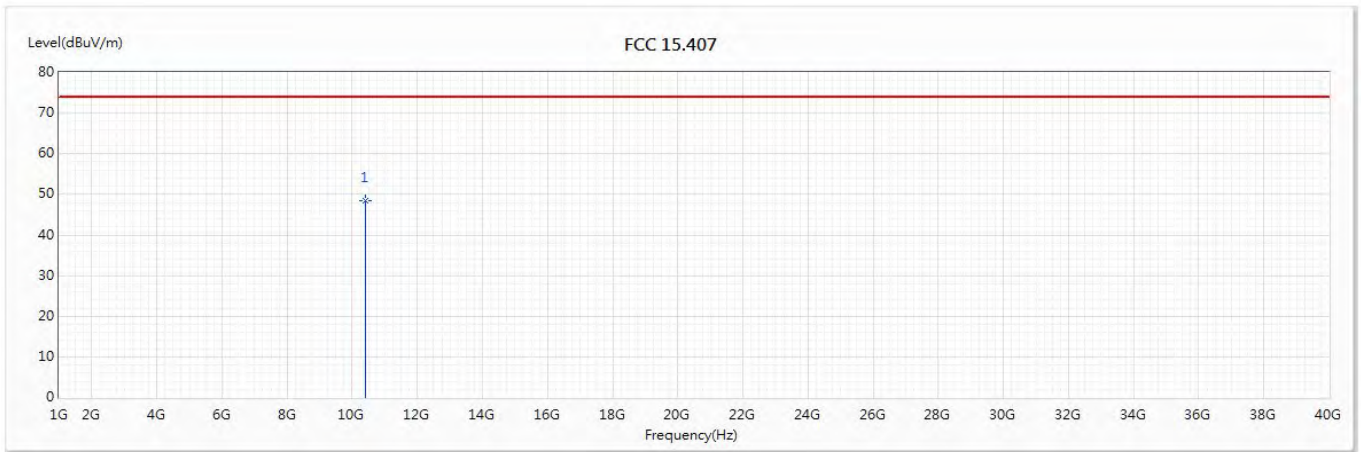
No	Frequency (MHz)	Emission Level (dBuV/m)	Limit (dBuV/m)	Margin (dB)	Reading Level (dBuV)	Correct Factor (dB/m)	Detector Type
* 1	10420	48.23	74.00	-25.77	45.76	2.47	PK

Note:

1. All Readings below 1GHz are Quasi-Peak, above 1GHz are performed with peak and/or average measurements as necessary.
2. Measurement Level = Reading Level + Correct Factor.
3. Correct Factor = Antenna factor + Cable loss – Amplifier gain.
4. The average measurement was not performed when the peak measured data under the limit of average detection.
5. The emission levels of other frequencies are very lower than the limit and not show in test report.

Product : Intel® Wireless-AC 9560
 Test Item : Harmonic Radiated Emission Data
 Test Date : 2019/11/26
 Test Mode : Mode 13 MIMO: Transmit (802.11ac-80BW_65Mbps) (5210MHz)

Vertical



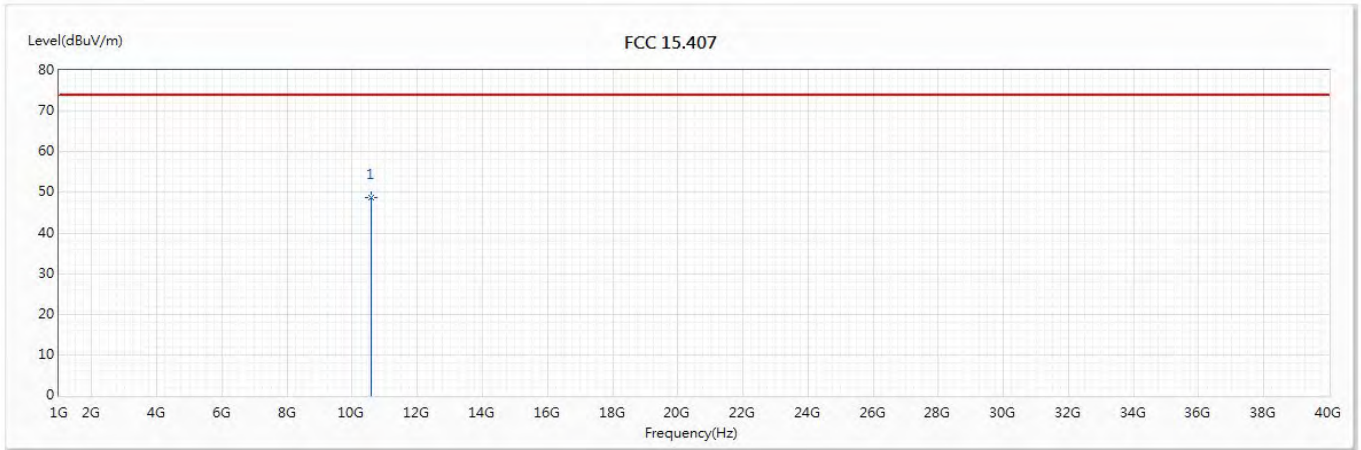
No	Frequency (MHz)	Emission Level (dBuV/m)	Limit (dBuV/m)	Margin (dB)	Reading Level (dBuV)	Correct Factor (dB/m)	Detector Type
* 1	10420	48.57	74.00	-25.43	46.10	2.47	PK

Note:

1. All Readings below 1GHz are Quasi-Peak, above 1GHz are performed with peak and/or average measurements as necessary.
2. Measurement Level = Reading Level + Correct Factor.
3. Correct Factor = Antenna factor + Cable loss – Amplifier gain.
4. The average measurement was not performed when the peak measured data under the limit of average detection.
5. The emission levels of other frequencies are very lower than the limit and not show in test report.

Product : Intel® Wireless-AC 9560
 Test Item : Harmonic Radiated Emission Data
 Test Date : 2019/11/26
 Test Mode : Mode 13 MIMO: Transmit (802.11ac-80BW_65Mbps) (5290MHz)

Horizontal



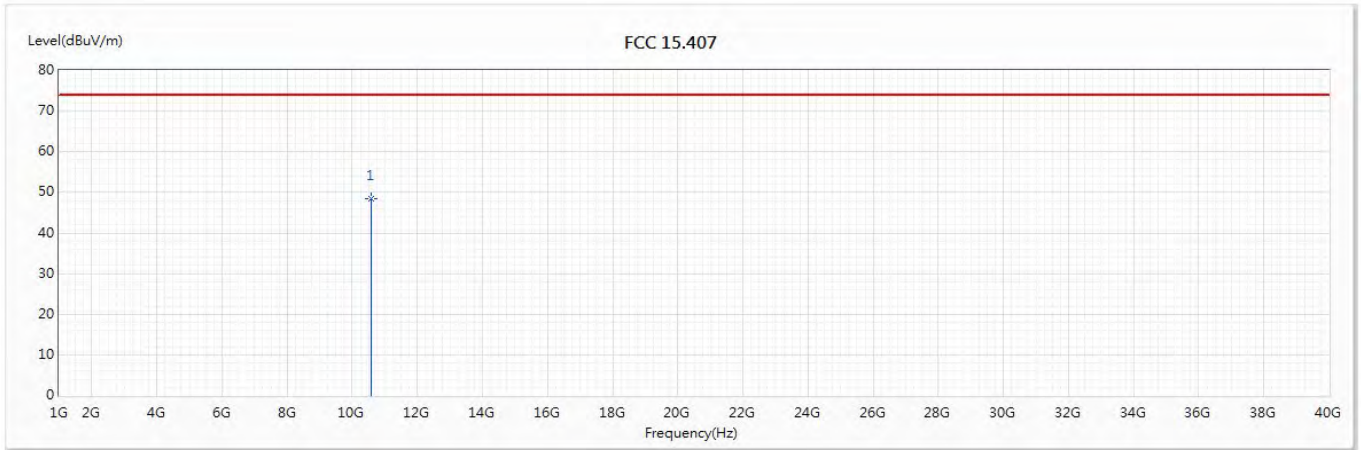
No	Frequency (MHz)	Emission Level (dBuV/m)	Limit (dBuV/m)	Margin (dB)	Reading Level (dBuV)	Correct Factor (dB/m)	Detector Type
* 1	10580	48.74	74.00	-25.26	45.97	2.77	PK

Note:

1. All Readings below 1GHz are Quasi-Peak, above 1GHz are performed with peak and/or average measurements as necessary.
2. Measurement Level = Reading Level + Correct Factor.
3. Correct Factor = Antenna factor + Cable loss – Amplifier gain.
4. The average measurement was not performed when the peak measured data under the limit of average detection.
5. The emission levels of other frequencies are very lower than the limit and not show in test report.

Product : Intel® Wireless-AC 9560
 Test Item : Harmonic Radiated Emission Data
 Test Date : 2019/11/26
 Test Mode : Mode 13 MIMO: Transmit (802.11ac-80BW_65Mbps) (5290MHz)

Vertical



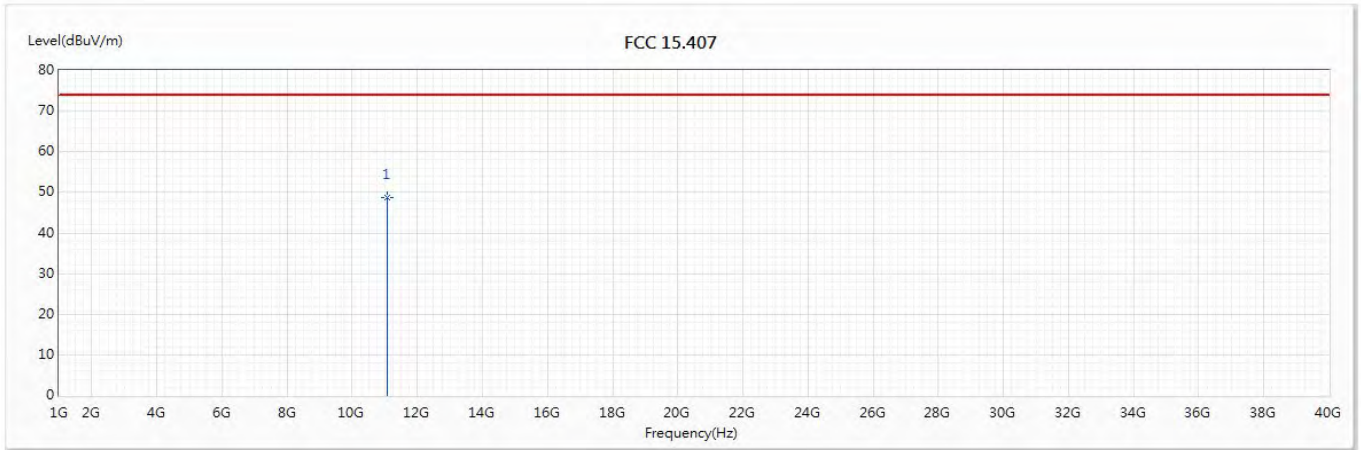
No	Frequency (MHz)	Emission Level (dBuV/m)	Limit (dBuV/m)	Margin (dB)	Reading Level (dBuV)	Correct Factor (dB/m)	Detector Type
* 1	10580	48.58	74.00	-25.42	45.81	2.77	PK

Note:

1. All Readings below 1GHz are Quasi-Peak, above 1GHz are performed with peak and/or average measurements as necessary.
2. Measurement Level = Reading Level + Correct Factor.
3. Correct Factor = Antenna factor + Cable loss – Amplifier gain.
4. The average measurement was not performed when the peak measured data under the limit of average detection.
5. The emission levels of other frequencies are very lower than the limit and not show in test report.

Product : Intel® Wireless-AC 9560
 Test Item : Harmonic Radiated Emission Data
 Test Date : 2019/11/26
 Test Mode : Mode 13 MIMO: Transmit (802.11ac-80BW_65Mbps) (5530MHz)

Horizontal



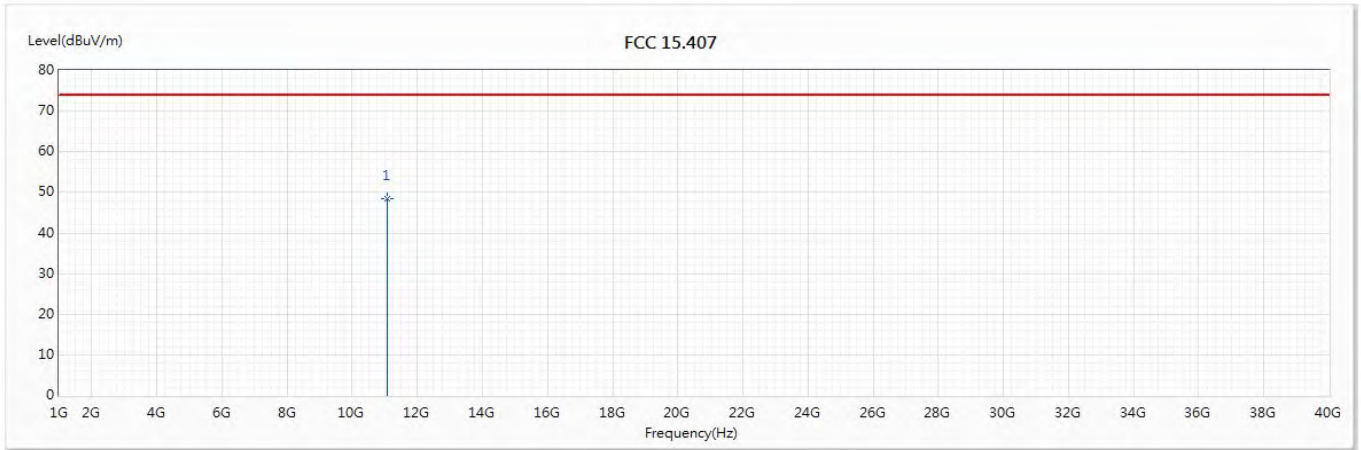
No	Frequency (MHz)	Emission Level (dBuV/m)	Limit (dBuV/m)	Margin (dB)	Reading Level (dBuV)	Correct Factor (dB/m)	Detector Type
* 1	11060	48.66	74.00	-25.34	45.61	3.05	PK

Note:

1. All Readings below 1GHz are Quasi-Peak, above 1GHz are performed with peak and/or average measurements as necessary.
2. Measurement Level = Reading Level + Correct Factor.
3. Correct Factor = Antenna factor + Cable loss – Amplifier gain.
4. The average measurement was not performed when the peak measured data under the limit of average detection.
5. The emission levels of other frequencies are very lower than the limit and not show in test report.

Product : Intel® Wireless-AC 9560
 Test Item : Harmonic Radiated Emission Data
 Test Date : 2019/11/26
 Test Mode : Mode 13 MIMO: Transmit (802.11ac-80BW_65Mbps) (5530MHz)

Vertical



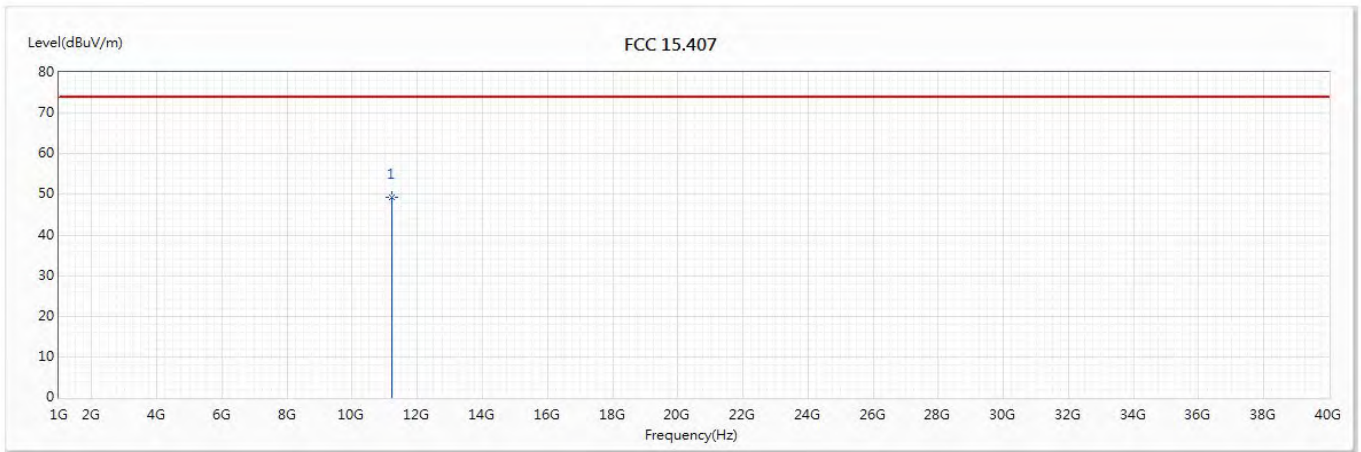
No	Frequency (MHz)	Emission Level (dBuV/m)	Limit (dBuV/m)	Margin (dB)	Reading Level (dBuV)	Correct Factor (dB/m)	Detector Type
* 1	11060	48.36	74.00	-25.64	45.31	3.05	PK

Note:

1. All Readings below 1GHz are Quasi-Peak, above 1GHz are performed with peak and/or average measurements as necessary.
2. Measurement Level = Reading Level + Correct Factor.
3. Correct Factor = Antenna factor + Cable loss – Amplifier gain.
4. The average measurement was not performed when the peak measured data under the limit of average detection.
5. The emission levels of other frequencies are very lower than the limit and not show in test report.

Product : Intel® Wireless-AC 9560
 Test Item : Harmonic Radiated Emission Data
 Test Date : 2019/11/26
 Test Mode : Mode 13 MIMO: Transmit (802.11ac-80BW_65Mbps) (5610MHz)

Horizontal



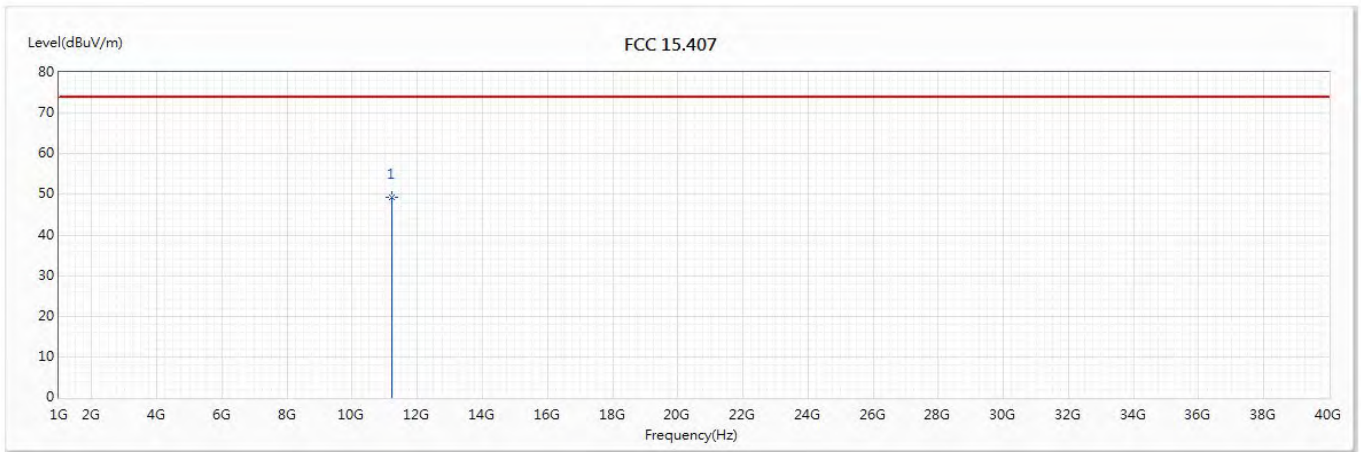
No	Frequency (MHz)	Emission Level (dBuV/m)	Limit (dBuV/m)	Margin (dB)	Reading Level (dBuV)	Correct Factor (dB/m)	Detector Type
* 1	11220	49.21	74.00	-24.79	45.65	3.56	PK

Note:

1. All Readings below 1GHz are Quasi-Peak, above 1GHz are performed with peak and/or average measurements as necessary.
2. Measurement Level = Reading Level + Correct Factor.
3. Correct Factor = Antenna factor + Cable loss –Amplifier gain.
4. The average measurement was not performed when the peak measured data under the limit of average detection.
5. The emission levels of other frequencies are very lower than the limit and not show in test report.

Product : Intel® Wireless-AC 9560
 Test Item : Harmonic Radiated Emission Data
 Test Date : 2019/11/26
 Test Mode : Mode 13 MIMO: Transmit (802.11ac-80BW_65Mbps) (5610MHz)

Vertical



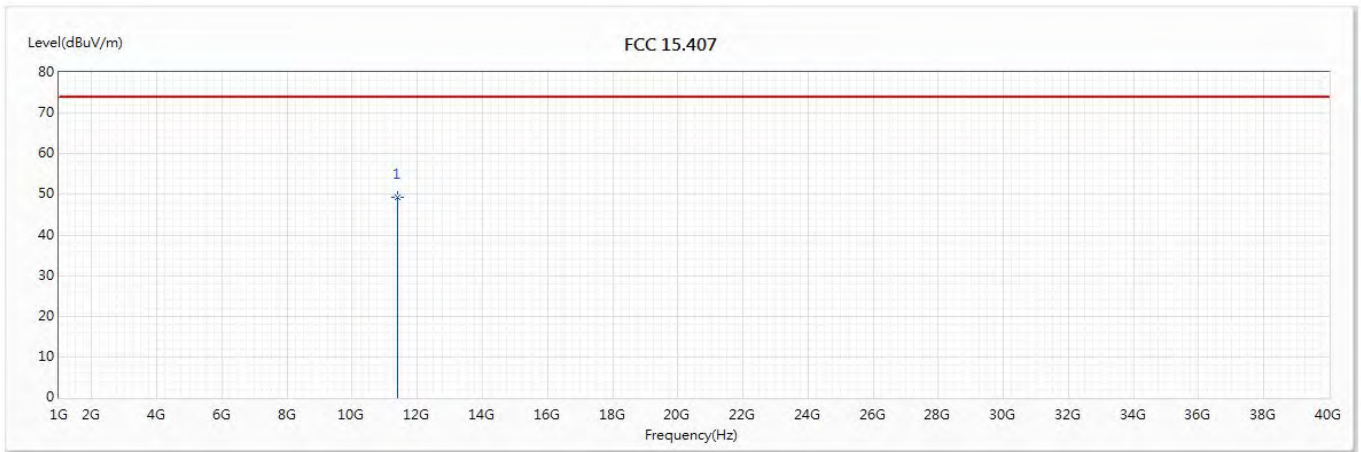
No	Frequency (MHz)	Emission Level (dBuV/m)	Limit (dBuV/m)	Margin (dB)	Reading Level (dBuV)	Correct Factor (dB/m)	Detector Type
* 1	11220	49.26	74.00	-24.74	45.70	3.56	PK

Note:

1. All Readings below 1GHz are Quasi-Peak, above 1GHz are performed with peak and/or average measurements as necessary.
2. Measurement Level = Reading Level + Correct Factor.
3. Correct Factor = Antenna factor + Cable loss – Amplifier gain.
4. The average measurement was not performed when the peak measured data under the limit of average detection.
5. The emission levels of other frequencies are very lower than the limit and not show in test report.

Product : Intel® Wireless-AC 9560
 Test Item : Harmonic Radiated Emission Data
 Test Date : 2019/11/26
 Test Mode : Mode 13 MIMO: Transmit (802.11ac-80BW_65Mbps) (5690MHz)

Horizontal



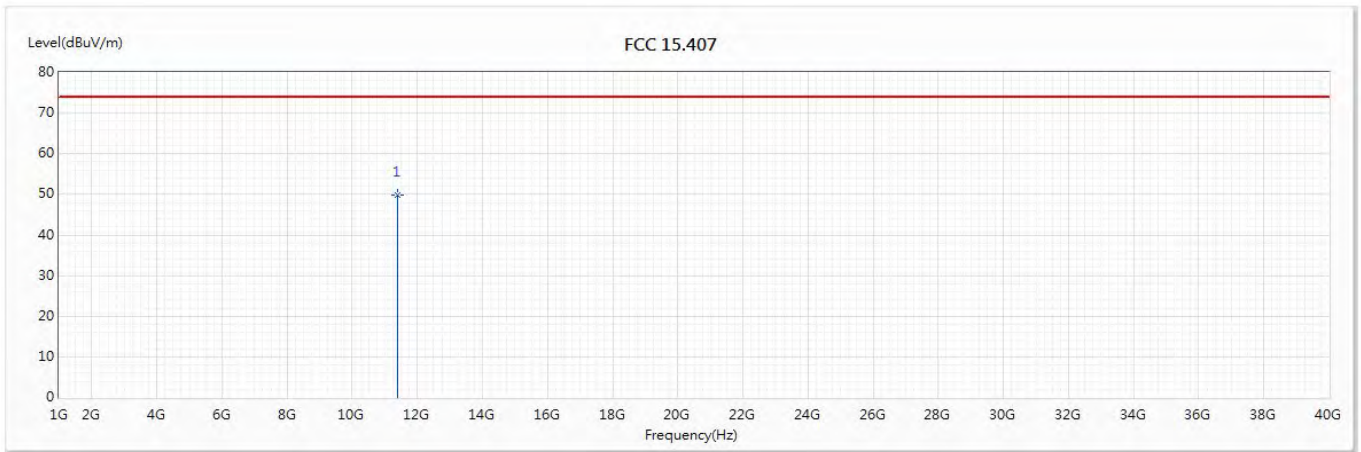
No	Frequency (MHz)	Emission Level (dBuV/m)	Limit (dBuV/m)	Margin (dB)	Reading Level (dBuV)	Correct Factor (dB/m)	Detector Type
* 1	11380	49.38	74.00	-24.62	45.38	4.00	PK

Note:

1. All Readings below 1GHz are Quasi-Peak, above 1GHz are performed with peak and/or average measurements as necessary.
2. Measurement Level = Reading Level + Correct Factor.
3. Correct Factor = Antenna factor + Cable loss – Amplifier gain.
4. The average measurement was not performed when the peak measured data under the limit of average detection.
5. The emission levels of other frequencies are very lower than the limit and not show in test report.

Product : Intel® Wireless-AC 9560
 Test Item : Harmonic Radiated Emission Data
 Test Date : 2019/11/26
 Test Mode : Mode 13 MIMO: Transmit (802.11ac-80BW_65Mbps) (5690MHz)

Vertical



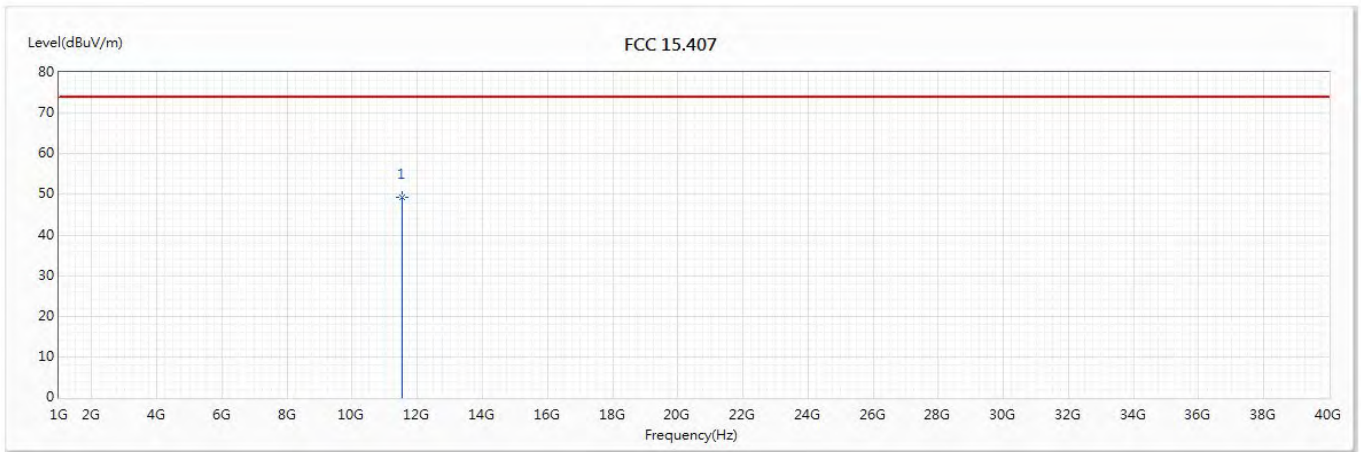
No	Frequency (MHz)	Emission Level (dBuV/m)	Limit (dBuV/m)	Margin (dB)	Reading Level (dBuV)	Correct Factor (dB/m)	Detector Type
* 1	11380	49.74	74.00	-24.26	45.74	4.00	PK

Note:

1. All Readings below 1GHz are Quasi-Peak, above 1GHz are performed with peak and/or average measurements as necessary.
2. Measurement Level = Reading Level + Correct Factor.
3. Correct Factor = Antenna factor + Cable loss – Amplifier gain.
4. The average measurement was not performed when the peak measured data under the limit of average detection.
5. The emission levels of other frequencies are very lower than the limit and not show in test report.

Product : Intel® Wireless-AC 9560
 Test Item : Harmonic Radiated Emission Data
 Test Date : 2019/11/26
 Test Mode : Mode 13 MIMO: Transmit (802.11ac-80BW_65Mbps) (5775MHz)

Horizontal



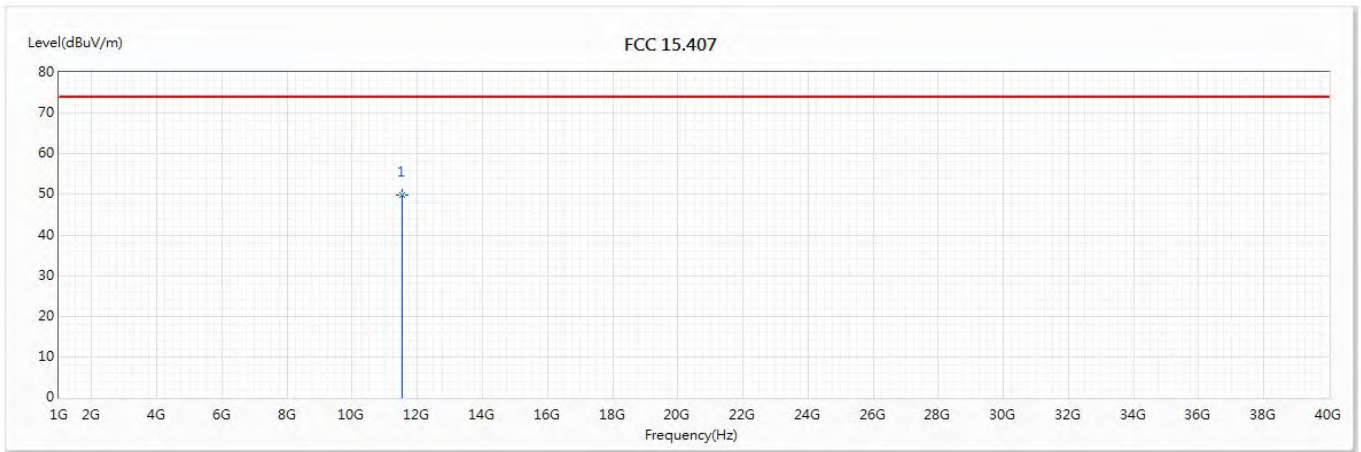
No	Frequency (MHz)	Emission Level (dBuV/m)	Limit (dBuV/m)	Margin (dB)	Reading Level (dBuV)	Correct Factor (dB/m)	Detector Type
* 1	11550	49.24	74.00	-24.76	44.84	4.40	PK

Note:

1. All Readings below 1GHz are Quasi-Peak, above 1GHz are performed with peak and/or average measurements as necessary.
2. Measurement Level = Reading Level + Correct Factor.
3. Correct Factor = Antenna factor + Cable loss – Amplifier gain.
4. The average measurement was not performed when the peak measured data under the limit of average detection.
5. The emission levels of other frequencies are very lower than the limit and not show in test report.

Product : Intel® Wireless-AC 9560
 Test Item : Harmonic Radiated Emission Data
 Test Date : 2019/11/26
 Test Mode : Mode 13 MIMO: Transmit (802.11ac-80BW_65Mbps) (5775MHz)

Vertical



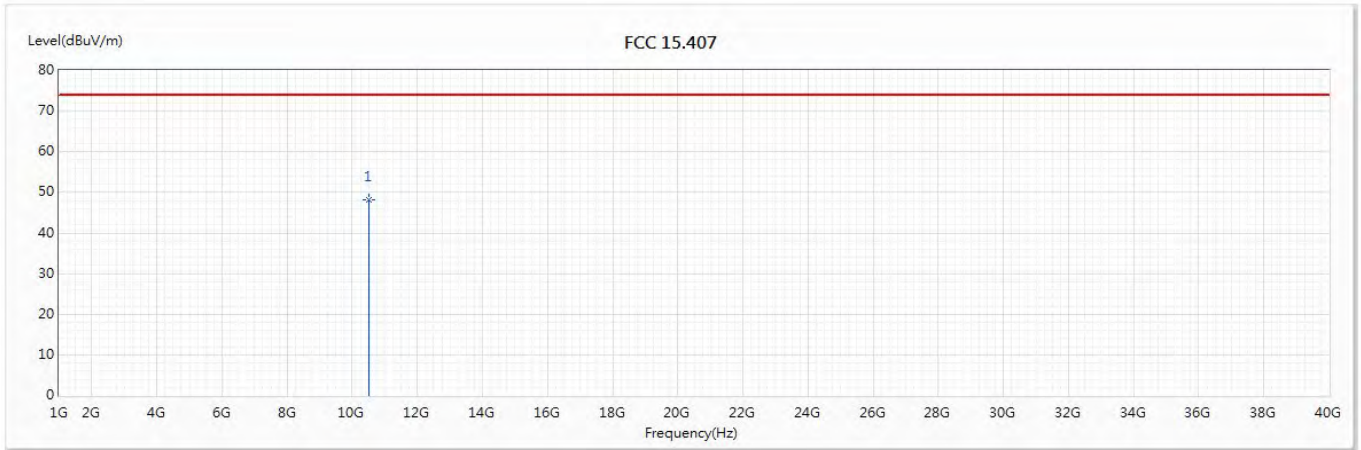
No	Frequency (MHz)	Emission Level (dBuV/m)	Limit (dBuV/m)	Margin (dB)	Reading Level (dBuV)	Correct Factor (dB/m)	Detector Type
* 1	11550	49.75	74.00	-24.25	45.35	4.40	PK

Note:

1. All Readings below 1GHz are Quasi-Peak, above 1GHz are performed with peak and/or average measurements as necessary.
2. Measurement Level = Reading Level + Correct Factor.
3. Correct Factor = Antenna factor + Cable loss – Amplifier gain.
4. The average measurement was not performed when the peak measured data under the limit of average detection.
5. The emission levels of other frequencies are very lower than the limit and not show in test report.

Product : Intel® Wireless-AC 9560
 Test Item : Harmonic Radiated Emission Data
 Test Date : 2019/11/26
 Test Mode : Mode 14 MIMO: Transmit (802.11ac-160BW_130Mbps) (5250MHz)

Horizontal



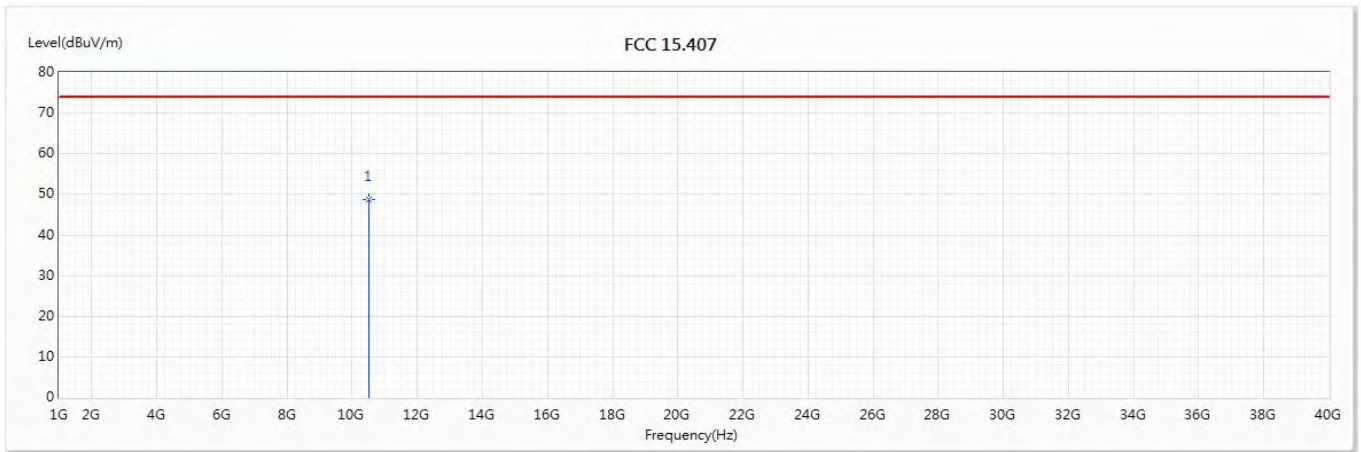
No	Frequency (MHz)	Emission Level (dBuV/m)	Limit (dBuV/m)	Margin (dB)	Reading Level (dBuV)	Correct Factor (dB/m)	Detector Type
* 1	10500	48.17	74.00	-25.83	45.57	2.60	PK

Note:

1. All Readings below 1GHz are Quasi-Peak, above 1GHz are performed with peak and/or average measurements as necessary.
2. Measurement Level = Reading Level + Correct Factor.
3. Correct Factor = Antenna factor + Cable loss – Amplifier gain.
4. The average measurement was not performed when the peak measured data under the limit of average detection.
5. The emission levels of other frequencies are very lower than the limit and not show in test report.

Product : Intel® Wireless-AC 9560
 Test Item : Harmonic Radiated Emission Data
 Test Date : 2019/11/26
 Test Mode : Mode 14 MIMO: Transmit (802.11ac-160BW_130Mbps) (5250MHz)

Vertical



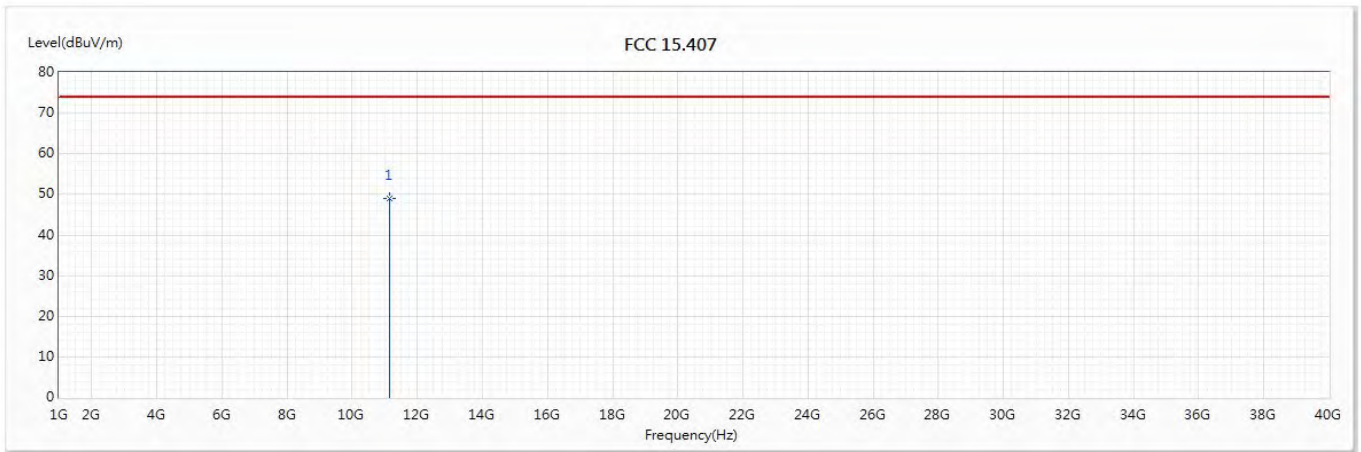
No	Frequency (MHz)	Emission Level (dBuV/m)	Limit (dBuV/m)	Margin (dB)	Reading Level (dBuV)	Correct Factor (dB/m)	Detector Type
* 1	10500	48.77	74.00	-25.23	46.17	2.60	PK

Note:

1. All Readings below 1GHz are Quasi-Peak, above 1GHz are performed with peak and/or average measurements as necessary.
2. Measurement Level = Reading Level + Correct Factor.
3. Correct Factor = Antenna factor + Cable loss – Amplifier gain.
4. The average measurement was not performed when the peak measured data under the limit of average detection.
5. The emission levels of other frequencies are very lower than the limit and not show in test report.

Product : Intel® Wireless-AC 9560
 Test Item : Harmonic Radiated Emission Data
 Test Date : 2019/11/26
 Test Mode : Mode 14 MIMO: Transmit (802.11ac-160BW_130Mbps) (5570MHz)

Horizontal



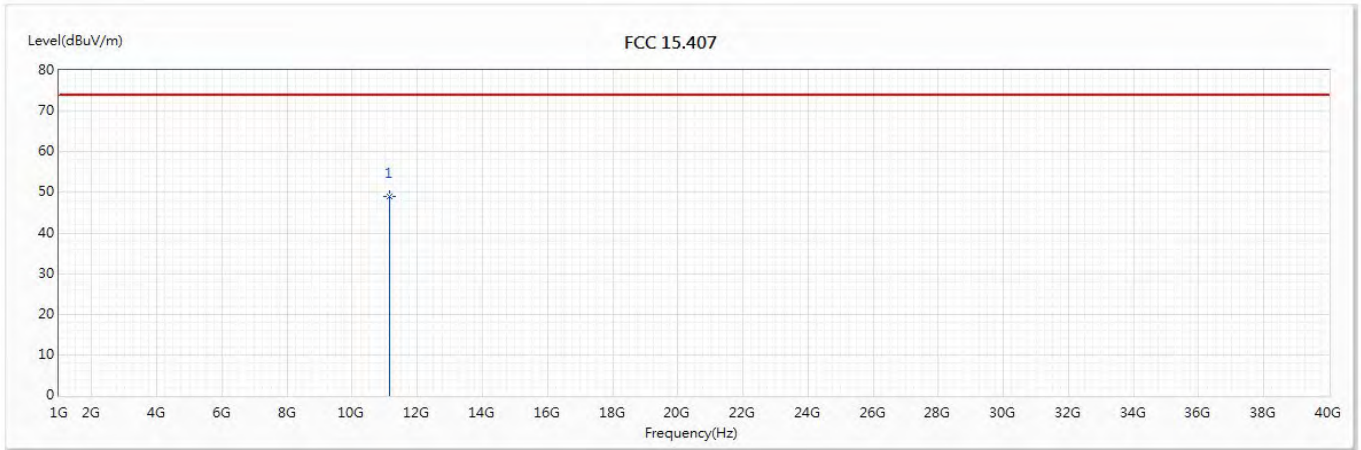
No	Frequency (MHz)	Emission Level (dBuV/m)	Limit (dBuV/m)	Margin (dB)	Reading Level (dBuV)	Correct Factor (dB/m)	Detector Type
* 1	11140	48.90	74.00	-25.10	45.31	3.59	PK

Note:

1. All Readings below 1GHz are Quasi-Peak, above 1GHz are performed with peak and/or average measurements as necessary.
2. Measurement Level = Reading Level + Correct Factor.
3. Correct Factor = Antenna factor + Cable loss – Amplifier gain.
4. The average measurement was not performed when the peak measured data under the limit of average detection.
5. The emission levels of other frequencies are very lower than the limit and not show in test report.

Product : Intel® Wireless-AC 9560
 Test Item : Harmonic Radiated Emission Data
 Test Date : 2019/11/26
 Test Mode : Mode 14 MIMO: Transmit (802.11ac-160BW_130Mbps) (5570MHz)

Vertical



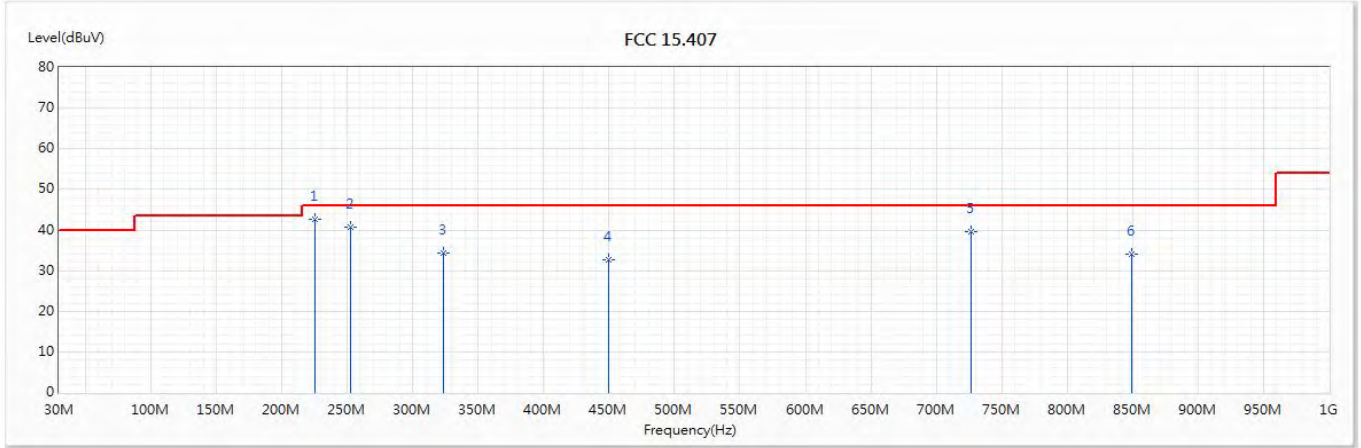
No	Frequency (MHz)	Emission Level (dBuV/m)	Limit (dBuV/m)	Margin (dB)	Reading Level (dBuV)	Correct Factor (dB/m)	Detector Type
* 1	11140	48.99	74.00	-25.01	45.40	3.59	PK

Note:

1. All Readings below 1GHz are Quasi-Peak, above 1GHz are performed with peak and/or average measurements as necessary.
2. Measurement Level = Reading Level + Correct Factor.
3. Correct Factor = Antenna factor + Cable loss – Amplifier gain.
4. The average measurement was not performed when the peak measured data under the limit of average detection.
5. The emission levels of other frequencies are very lower than the limit and not show in test report.

Product : Intel® Wireless-AC 9560
 Test Item : General Radiated Emission
 Test Date : 2019/11/27
 Test Mode : Mode 1 SISO A: Transmit (802.11a_6Mbps) (5220MHz)

Horizontal



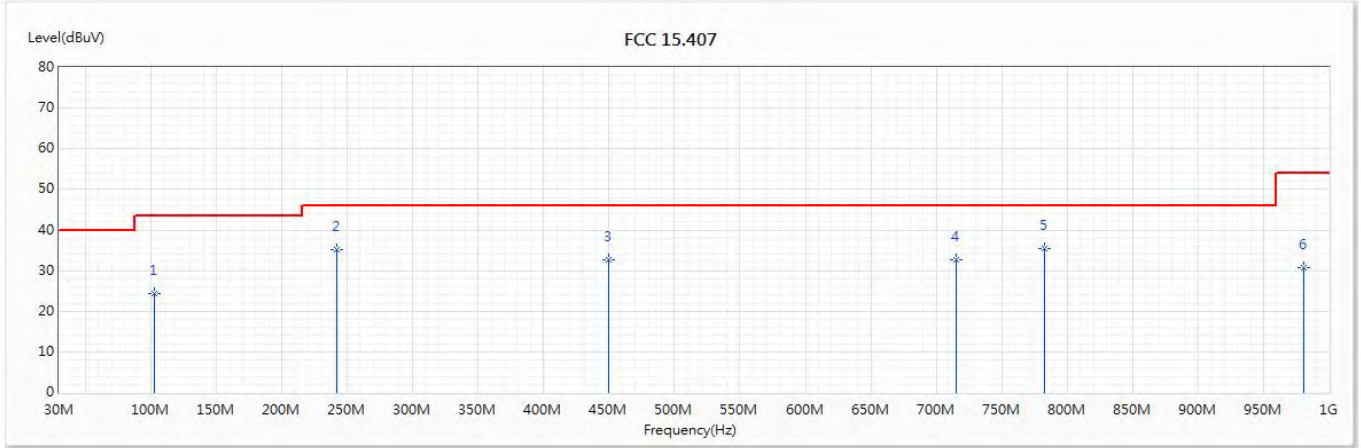
No	Frequency (MHz)	Emission Level (dBuV)	Limit (dBuV)	Margin (dB)	Reading Level (dBuV)	Correct Factor (dB/m)	Detector Type
* 1	224.97	42.51	46.00	-3.49	55.08	-12.57	QP
2	252.13	40.71	46.00	-5.29	51.79	-11.08	QP
3	323.91	34.41	46.00	-11.59	43.20	-8.79	QP
4	450.01	32.76	46.00	-13.24	38.80	-6.04	QP
5	726.46	39.50	46.00	-6.50	40.69	-1.19	QP
6	849.65	34.02	46.00	-11.98	33.88	0.14	QP

Note:

1. All Readings below 1GHz are Quasi-Peak, above 1GHz are performed with peak and/or average measurements as necessary.
2. Measurement Level = Reading Level + Correct Factor.
3. Correct Factor = Antenna factor + Cable loss – Amplifier gain.
4. The emission levels of other frequencies are very lower than the limit and not show in test report.
5. No emission found between lowest internal used/generated frequency to 30MHz.

Product : Intel® Wireless-AC 9560
 Test Item : General Radiated Emission
 Test Date : 2019/11/27
 Test Mode : Mode 1 SISO A: Transmit (802.11a_6Mbps) (5220MHz)

Vertical



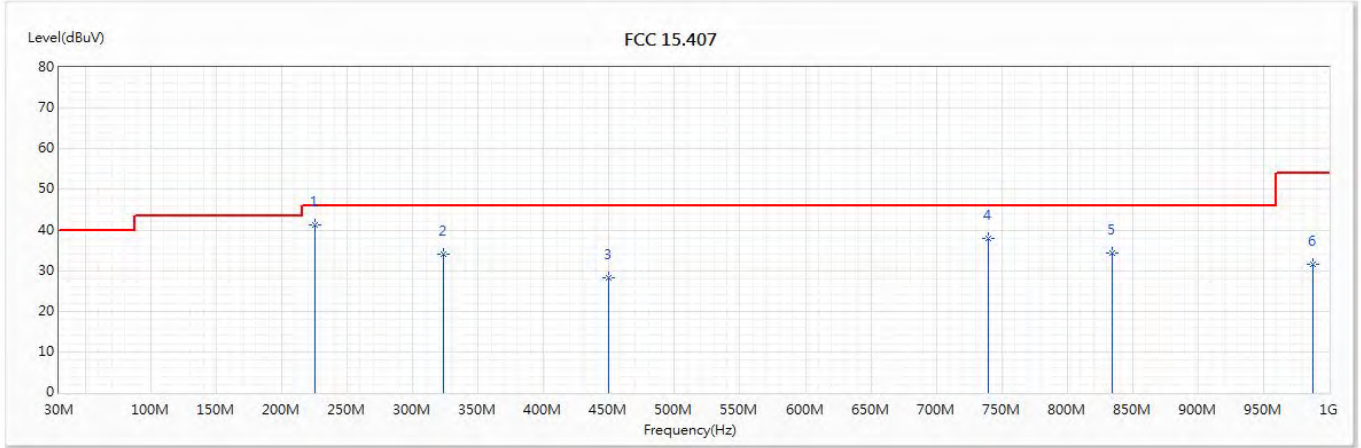
No	Frequency (MHz)	Emission Level (dBuV)	Limit (dBuV)	Margin (dB)	Reading Level (dBuV)	Correct Factor (dB/m)	Detector Type
1	102.75	24.47	43.50	-19.03	39.42	-14.95	QP
2	242.43	35.07	46.00	-10.93	46.40	-11.33	QP
3	450.01	32.74	46.00	-13.26	38.78	-6.04	QP
4	714.82	32.58	46.00	-13.42	33.93	-1.35	QP
* 5	782.72	35.42	46.00	-10.58	35.98	-0.56	QP
6	980.6	30.84	54.00	-23.16	29.09	1.75	QP

Note:

1. All Readings below 1GHz are Quasi-Peak, above 1GHz are performed with peak and/or average measurements as necessary.
2. Measurement Level = Reading Level + Correct Factor.
3. Correct Factor = Antenna factor + Cable loss – Amplifier gain.
4. The emission levels of other frequencies are very lower than the limit and not show in test report.
5. No emission found between lowest internal used/generated frequency to 30MHz.

Product : Intel® Wireless-AC 9560
 Test Item : General Radiated Emission
 Test Date : 2019/11/27
 Test Mode : Mode 1 SISO A: Transmit (802.11a_6Mbps) (5300MHz)

Horizontal



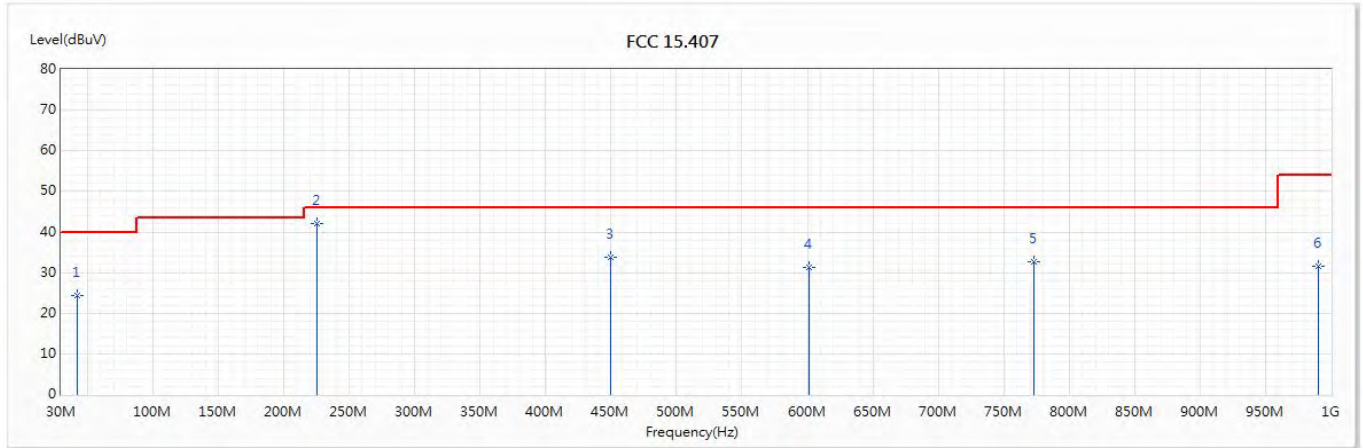
No	Frequency (MHz)	Emission Level (dBuV)	Limit (dBuV)	Margin (dB)	Reading Level (dBuV)	Correct Factor (dB/m)	Detector Type
* 1	224.97	41.36	46.00	-4.64	53.93	-12.57	QP
2	323.91	34.07	46.00	-11.93	42.86	-8.79	QP
3	450.01	28.23	46.00	-17.77	34.27	-6.04	QP
4	740.04	37.81	46.00	-8.19	38.91	-1.10	QP
5	834.13	34.34	46.00	-11.66	34.27	0.07	QP
6	987.39	31.43	54.00	-22.57	29.78	1.65	QP

Note:

1. All Readings below 1GHz are Quasi-Peak, above 1GHz are performed with peak and/or average measurements as necessary.
2. Measurement Level = Reading Level + Correct Factor.
3. Correct Factor = Antenna factor + Cable loss – Amplifier gain.
4. The emission levels of other frequencies are very lower than the limit and not show in test report.
5. No emission found between lowest internal used/generated frequency to 30MHz.

Product : Intel® Wireless-AC 9560
 Test Item : General Radiated Emission
 Test Date : 2019/11/27
 Test Mode : Mode 1 SISO A: Transmit (802.11a_6Mbps) (5300MHz)

Vertical



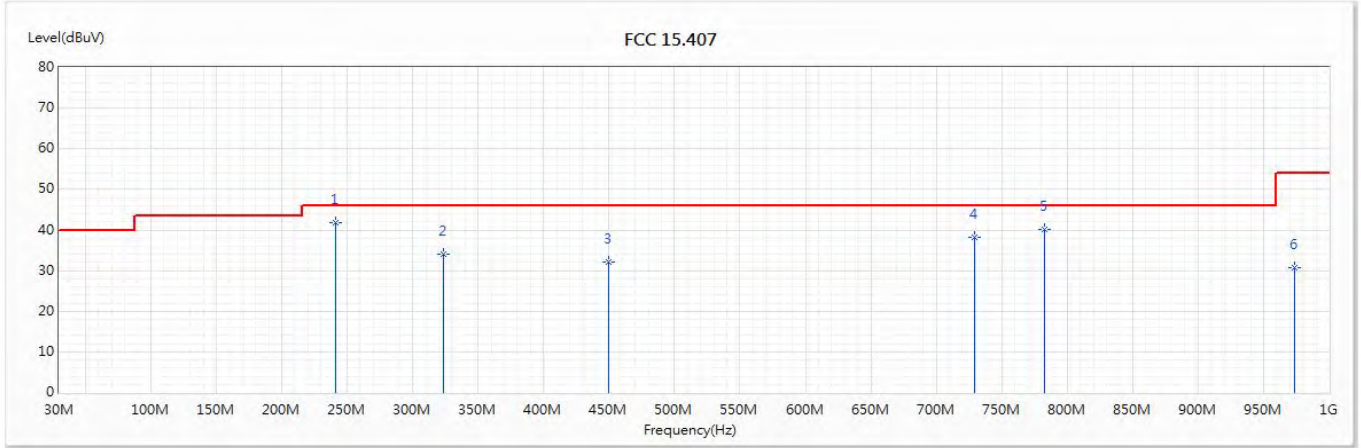
No	Frequency (MHz)	Emission Level (dBuV)	Limit (dBuV)	Margin (dB)	Reading Level (dBuV)	Correct Factor (dB/m)	Detector Type
1	42.61	24.30	40.00	-15.70	34.84	-10.54	QP
* 2	224.97	42.02	46.00	-3.98	54.59	-12.57	QP
3	450.01	33.75	46.00	-12.25	39.79	-6.04	QP
4	601.33	31.19	46.00	-14.81	34.20	-3.01	QP
5	773.02	32.74	46.00	-13.26	33.47	-0.73	QP
6	990.3	31.50	54.00	-22.50	29.95	1.55	QP

Note:

1. All Readings below 1GHz are Quasi-Peak, above 1GHz are performed with peak and/or average measurements as necessary.
2. Measurement Level = Reading Level + Correct Factor.
3. Correct Factor = Antenna factor + Cable loss – Amplifier gain.
4. The emission levels of other frequencies are very lower than the limit and not show in test report.
5. No emission found between lowest internal used/generated frequency to 30MHz.

Product : Intel® Wireless-AC 9560
 Test Item : General Radiated Emission
 Test Date : 2019/11/27
 Test Mode : Mode 1 SISO A: Transmit (802.11a_6Mbps) (5580MHz)

Horizontal



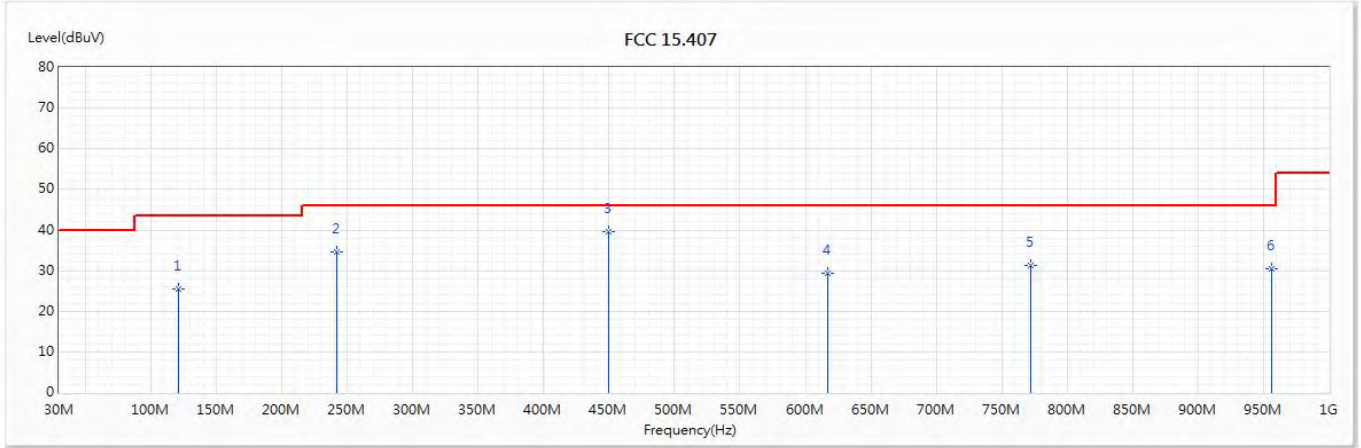
No	Frequency (MHz)	Emission Level (dBuV)	Limit (dBuV)	Margin (dB)	Reading Level (dBuV)	Correct Factor (dB/m)	Detector Type
* 1	241.46	41.68	46.00	-4.32	53.05	-11.37	QP
2	323.91	34.14	46.00	-11.86	42.93	-8.79	QP
3	450.01	32.11	46.00	-13.89	38.15	-6.04	QP
4	729.37	38.20	46.00	-7.80	39.33	-1.13	QP
5	782.72	40.27	46.00	-5.73	40.83	-0.56	QP
6	973.81	30.84	54.00	-23.16	29.10	1.74	QP

Note:

1. All Readings below 1GHz are Quasi-Peak, above 1GHz are performed with peak and/or average measurements as necessary.
2. Measurement Level = Reading Level + Correct Factor.
3. Correct Factor = Antenna factor + Cable loss – Amplifier gain.
4. The emission levels of other frequencies are very lower than the limit and not show in test report.
5. No emission found between lowest internal used/generated frequency to 30MHz.

Product : Intel® Wireless-AC 9560
 Test Item : General Radiated Emission
 Test Date : 2019/11/27
 Test Mode : Mode 1 SISO A: Transmit (802.11a_6Mbps) (5580MHz)

Vertical



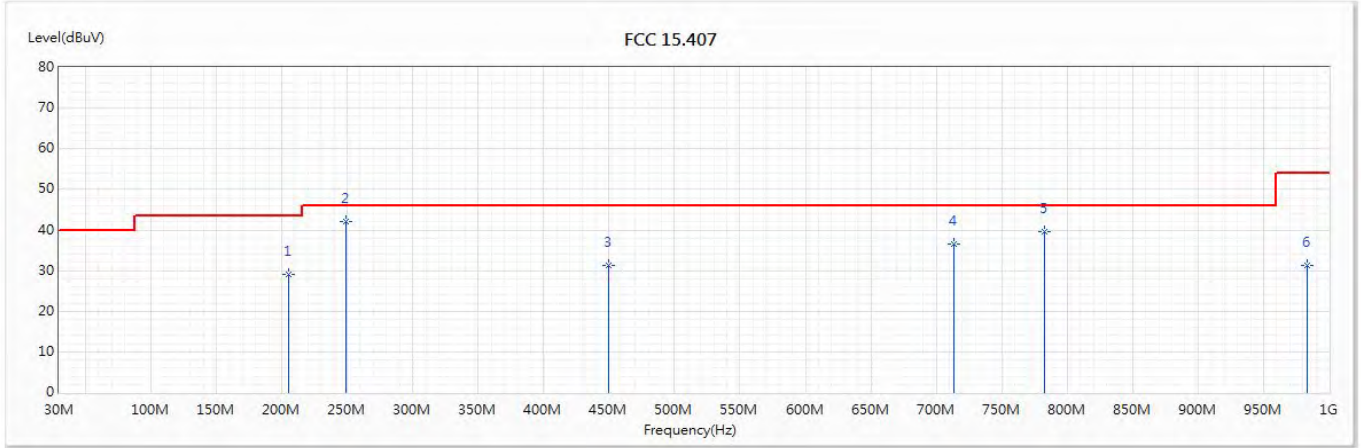
No	Frequency (MHz)	Emission Level (dBuV)	Limit (dBuV)	Margin (dB)	Reading Level (dBuV)	Correct Factor (dB/m)	Detector Type
1	121.18	25.36	43.50	-18.14	38.31	-12.95	QP
2	242.43	34.63	46.00	-11.37	45.96	-11.33	QP
* 3	450.01	39.58	46.00	-6.42	45.62	-6.04	QP
4	616.85	29.38	46.00	-16.62	32.42	-3.04	QP
5	772.05	31.17	46.00	-14.83	31.90	-0.73	QP
6	956.35	30.52	46.00	-15.48	29.18	1.34	QP

Note:

1. All Readings below 1GHz are Quasi-Peak, above 1GHz are performed with peak and/or average measurements as necessary.
2. Measurement Level = Reading Level + Correct Factor.
3. Correct Factor = Antenna factor + Cable loss – Amplifier gain.
4. The emission levels of other frequencies are very lower than the limit and not show in test report.
5. No emission found between lowest internal used/generated frequency to 30MHz.

Product : Intel® Wireless-AC 9560
 Test Item : General Radiated Emission
 Test Date : 2019/11/27
 Test Mode : Mode 1 SISO A: Transmit (802.11a_6Mbps) (5785MHz)

Horizontal



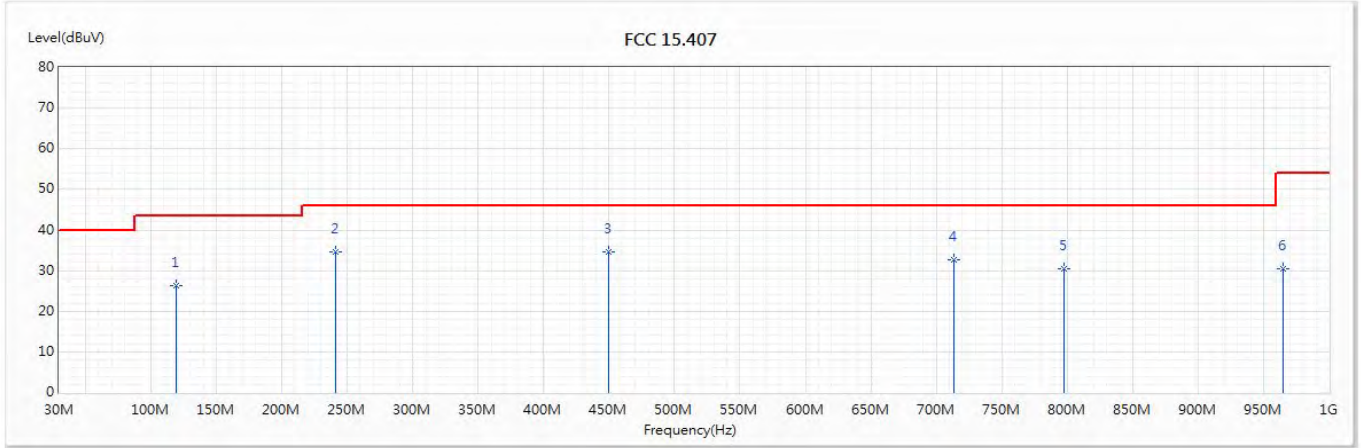
No	Frequency (MHz)	Emission Level (dBuV)	Limit (dBuV)	Margin (dB)	Reading Level (dBuV)	Correct Factor (dB/m)	Detector Type
1	205.57	29.02	43.50	-14.48	41.54	-12.52	QP
* 2	249.22	42.20	46.00	-3.80	53.33	-11.13	QP
3	450.01	31.20	46.00	-14.80	37.24	-6.04	QP
4	713.85	36.66	46.00	-9.34	38.06	-1.40	QP
5	782.72	39.52	46.00	-6.48	40.08	-0.56	QP
6	983.51	31.16	54.00	-22.84	29.41	1.75	QP

Note:

1. All Readings below 1GHz are Quasi-Peak, above 1GHz are performed with peak and/or average measurements as necessary.
2. Measurement Level = Reading Level + Correct Factor.
3. Correct Factor = Antenna factor + Cable loss – Amplifier gain.
4. The emission levels of other frequencies are very lower than the limit and not show in test report.
5. No emission found between lowest internal used/generated frequency to 30MHz.

Product : Intel® Wireless-AC 9560
 Test Item : General Radiated Emission
 Test Date : 2019/11/27
 Test Mode : Mode 1 SISO A: Transmit (802.11a_6Mbps) (5785MHz)

Vertical



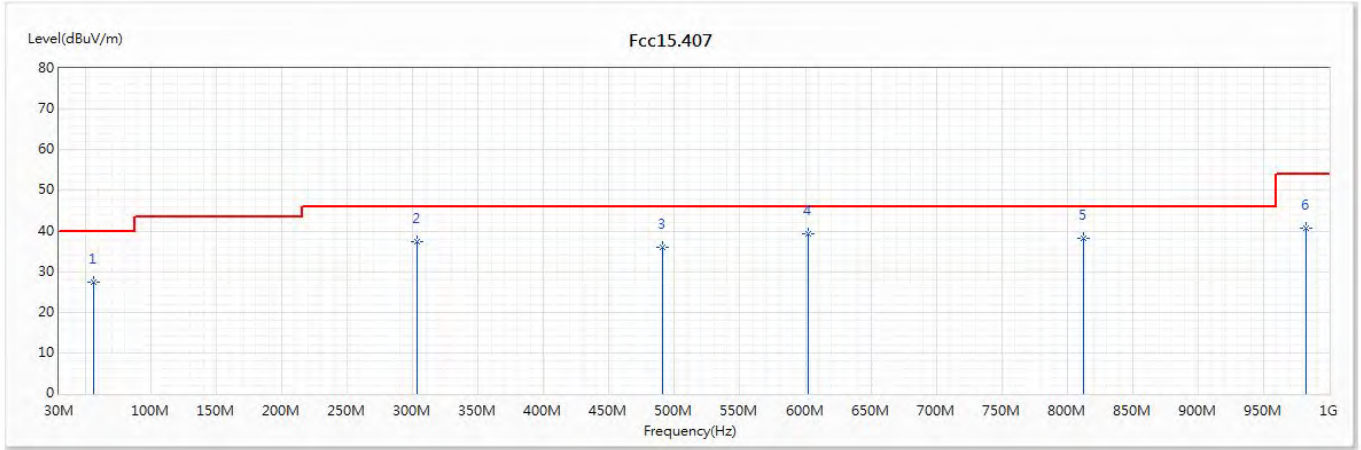
No	Frequency (MHz)	Emission Level (dBuV)	Limit (dBuV)	Margin (dB)	Reading Level (dBuV)	Correct Factor (dB/m)	Detector Type
1	119.24	26.23	43.50	-17.27	39.37	-13.14	QP
* 2	241.46	34.60	46.00	-11.40	45.97	-11.37	QP
3	450.01	34.50	46.00	-11.50	40.54	-6.04	QP
4	713.85	32.55	46.00	-13.45	33.95	-1.40	QP
5	797.27	30.45	46.00	-15.55	30.98	-0.53	QP
6	965.08	30.57	54.00	-23.43	28.94	1.63	QP

Note:

1. All Readings below 1GHz are Quasi-Peak, above 1GHz are performed with peak and/or average measurements as necessary.
2. Measurement Level = Reading Level + Correct Factor.
3. Correct Factor = Antenna factor + Cable loss – Amplifier gain.
4. The emission levels of other frequencies are very lower than the limit and not show in test report.
5. No emission found between lowest internal used/generated frequency to 30MHz.

Product : Intel® Wireless-AC 9560
 Test Item : General Radiated Emission
 Test Date : 2019/12/04
 Test Mode : Mode 2 SISO A: Transmit (802.11n-20BW_7.2Mbps) (5220MHz)

Horizontal



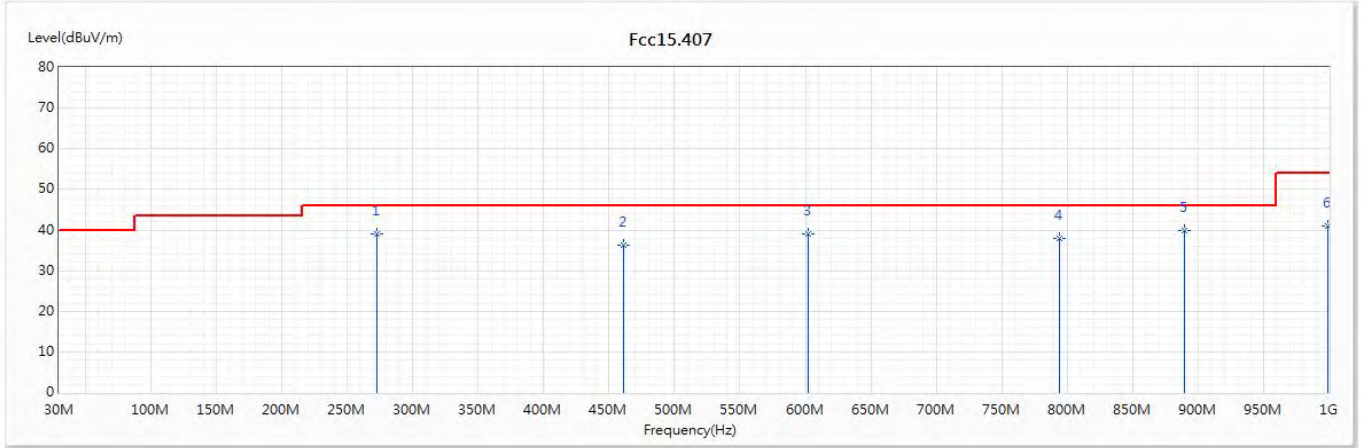
No	Frequency (MHz)	Emission Level (dBuV/m)	Limit (dBuV/m)	Margin (dB)	Reading Level (dBuV)	Correct Factor (dB/m)	Detector Type
1	56.19	27.33	40.00	-12.67	38.37	-11.04	QP
2	303.54	37.37	46.00	-8.63	47.11	-9.74	QP
3	490.75	35.85	46.00	-10.15	41.22	-5.37	QP
* 4	602.3	39.29	46.00	-6.71	42.39	-3.10	QP
5	812.79	38.11	46.00	-7.89	38.48	-0.37	QP
6	982.54	40.83	54.00	-13.17	38.98	1.85	QP

Note:

1. All Readings below 1GHz are Quasi-Peak, above 1GHz are performed with peak and/or average measurements as necessary.
2. Measurement Level = Reading Level + Correct Factor.
3. Correct Factor = Antenna factor + Cable loss – Amplifier gain.
4. The emission levels of other frequencies are very lower than the limit and not show in test report.
5. No emission found between lowest internal used/generated frequency to 30MHz.

Product : Intel® Wireless-AC 9560
 Test Item : General Radiated Emission
 Test Date : 2019/12/04
 Test Mode : Mode 2 SISO A: Transmit (802.11n-20BW_7.2Mbps) (5220MHz)

Vertical



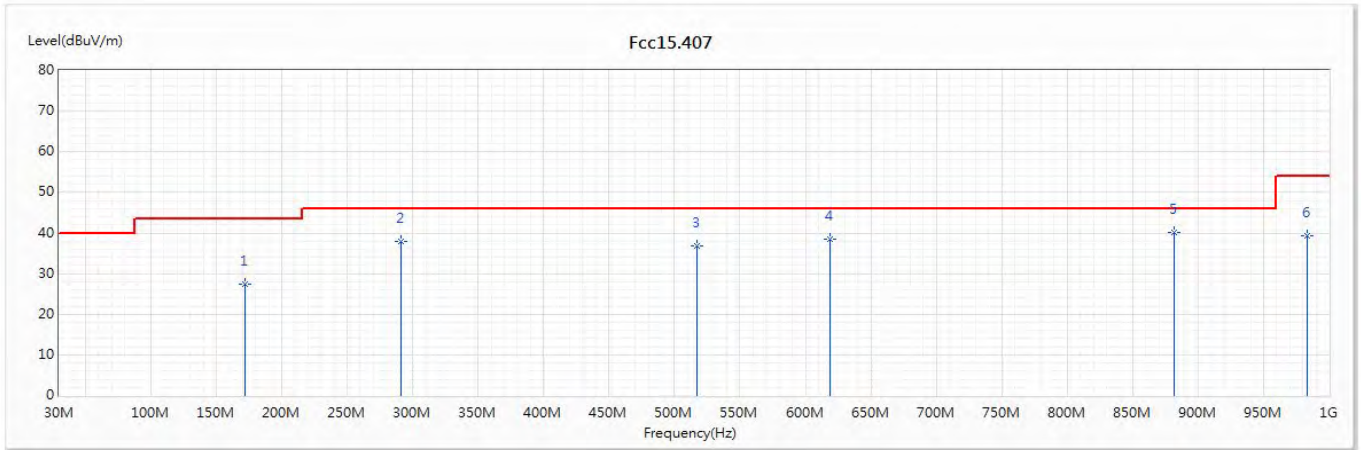
No	Frequency (MHz)	Emission Level (dBuV/m)	Limit (dBuV/m)	Margin (dB)	Reading Level (dBuV)	Correct Factor (dB/m)	Detector Type
1	272.5	39.10	46.00	-6.90	49.77	-10.67	QP
2	460.68	36.25	46.00	-9.75	42.15	-5.90	QP
3	602.3	39.11	46.00	-6.89	42.21	-3.10	QP
4	794.36	37.92	46.00	-8.08	38.32	-0.40	QP
* 5	889.42	39.73	46.00	-6.27	39.12	0.61	QP
6	999.03	40.84	54.00	-13.16	38.78	2.06	QP

Note:

1. All Readings below 1GHz are Quasi-Peak, above 1GHz are performed with peak and/or average measurements as necessary.
2. Measurement Level = Reading Level + Correct Factor.
3. Correct Factor = Antenna factor + Cable loss – Amplifier gain.
4. The emission levels of other frequencies are very lower than the limit and not show in test report.
5. No emission found between lowest internal used/generated frequency to 30MHz.

Product : Intel® Wireless-AC 9560
 Test Item : General Radiated Emission
 Test Date : 2019/12/04
 Test Mode : Mode 2 SISO A: Transmit (802.11n-20BW_7.2Mbps) (5300MHz)

Horizontal



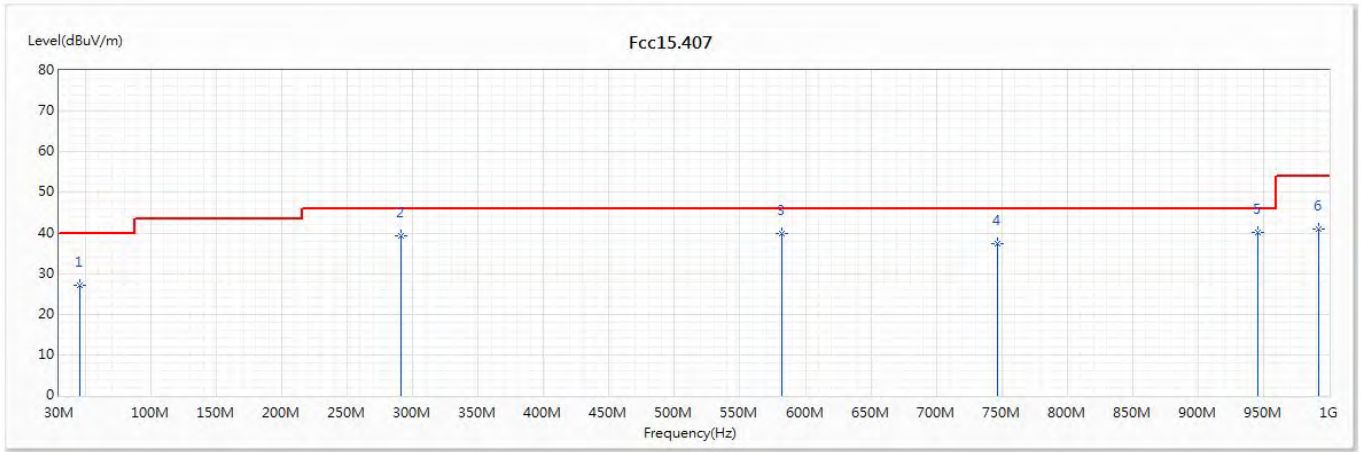
No	Frequency (MHz)	Emission Level (dBuV/m)	Limit (dBuV/m)	Margin (dB)	Reading Level (dBuV)	Correct Factor (dB/m)	Detector Type
1	171.62	27.54	43.50	-15.96	38.95	-11.41	QP
2	290.93	37.83	46.00	-8.17	47.88	-10.05	QP
3	516.94	36.81	46.00	-9.19	41.52	-4.71	QP
4	618.79	38.50	46.00	-7.50	41.59	-3.09	QP
* 5	881.66	40.11	46.00	-5.89	39.59	0.52	QP
6	983.51	39.24	54.00	-14.76	37.38	1.86	QP

Note:

1. All Readings below 1GHz are Quasi-Peak, above 1GHz are performed with peak and/or average measurements as necessary.
2. Measurement Level = Reading Level + Correct Factor.
3. Correct Factor = Antenna factor + Cable loss – Amplifier gain.
4. The emission levels of other frequencies are very lower than the limit and not show in test report.
5. No emission found between lowest internal used/generated frequency to 30MHz.

Product : Intel® Wireless-AC 9560
 Test Item : General Radiated Emission
 Test Date : 2019/12/04
 Test Mode : Mode 2 SISO A: Transmit (802.11n-20BW_7.2Mbps) (5300MHz)

Vertical



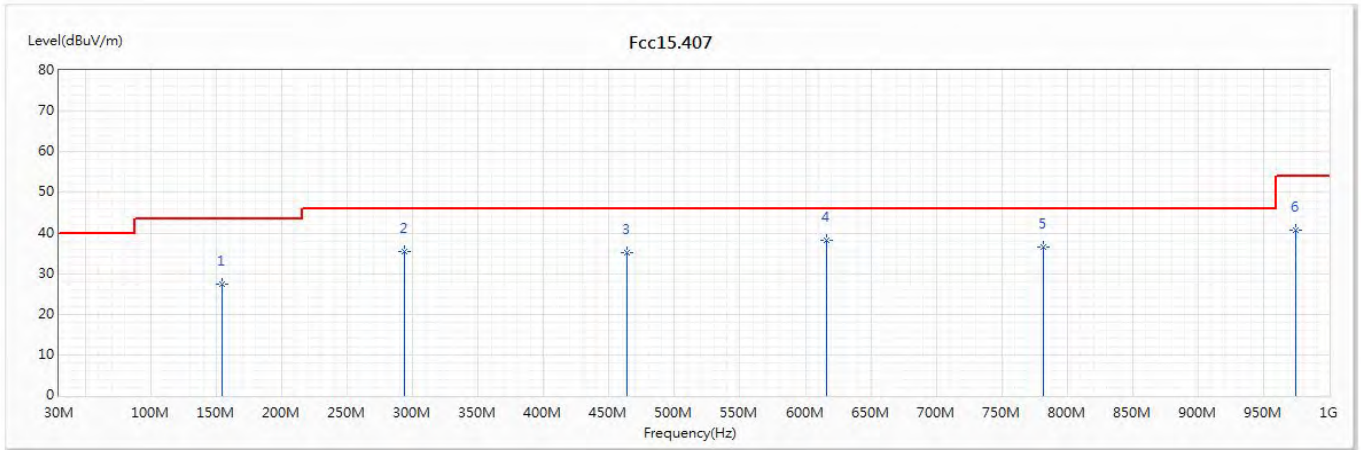
No	Frequency (MHz)	Emission Level (dBuV/m)	Limit (dBuV/m)	Margin (dB)	Reading Level (dBuV)	Correct Factor (dB/m)	Detector Type
1	45.52	26.99	40.00	-13.01	37.61	-10.62	QP
2	290.93	39.34	46.00	-6.66	49.39	-10.05	QP
3	581.93	39.95	46.00	-6.05	43.32	-3.37	QP
4	746.83	37.48	46.00	-8.52	38.59	-1.11	QP
* 5	945.68	40.25	46.00	-5.75	38.95	1.30	QP
6	992.24	40.87	54.00	-13.13	38.90	1.97	QP

Note:

1. All Readings below 1GHz are Quasi-Peak, above 1GHz are performed with peak and/or average measurements as necessary.
2. Measurement Level = Reading Level + Correct Factor.
3. Correct Factor = Antenna factor + Cable loss – Amplifier gain.
4. The emission levels of other frequencies are very lower than the limit and not show in test report.
5. No emission found between lowest internal used/generated frequency to 30MHz.

Product : Intel® Wireless-AC 9560
 Test Item : General Radiated Emission
 Test Date : 2019/12/04
 Test Mode : Mode 2 SISO A: Transmit (802.11n-20BW_7.2Mbps) (5580MHz)

Horizontal



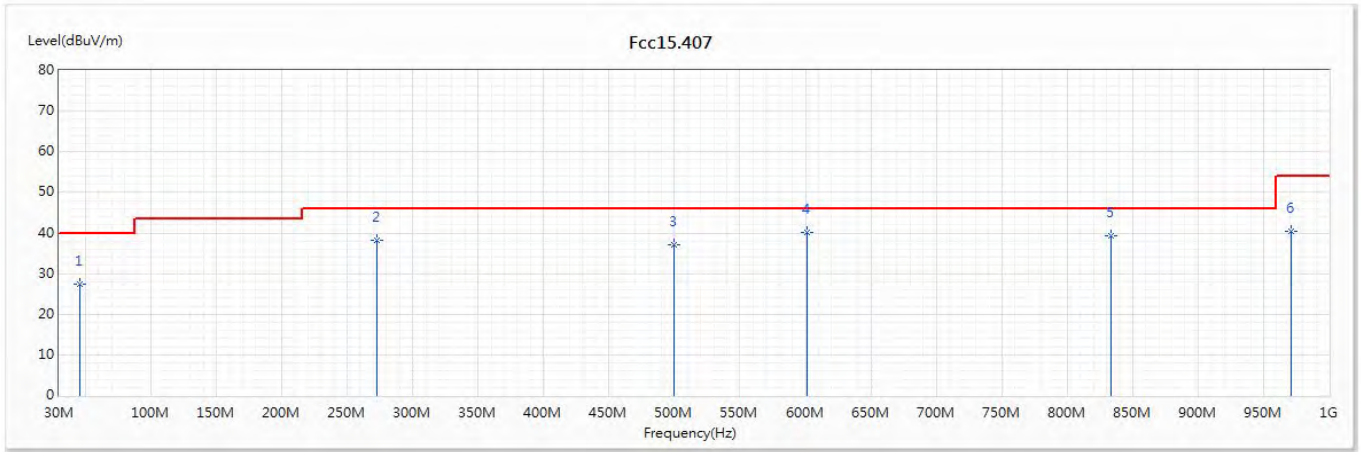
No	Frequency (MHz)	Emission Level (dBuV/m)	Limit (dBuV/m)	Margin (dB)	Reading Level (dBuV)	Correct Factor (dB/m)	Detector Type
1	154.16	27.54	43.50	-15.96	38.17	-10.63	QP
2	293.84	35.46	46.00	-10.54	45.50	-10.04	QP
3	463.59	35.12	46.00	-10.88	40.94	-5.82	QP
* 4	615.88	38.08	46.00	-7.92	41.17	-3.09	QP
5	781.75	36.50	46.00	-9.50	37.15	-0.65	QP
6	974.78	40.79	54.00	-13.21	39.05	1.74	QP

Note:

1. All Readings below 1GHz are Quasi-Peak, above 1GHz are performed with peak and/or average measurements as necessary.
2. Measurement Level = Reading Level + Correct Factor.
3. Correct Factor = Antenna factor + Cable loss – Amplifier gain.
4. The emission levels of other frequencies are very lower than the limit and not show in test report.
5. No emission found between lowest internal used/generated frequency to 30MHz.

Product : Intel® Wireless-AC 9560
 Test Item : General Radiated Emission
 Test Date : 2019/12/04
 Test Mode : Mode 2 SISO A: Transmit (802.11n-20BW_7.2Mbps) (5580MHz)

Vertical



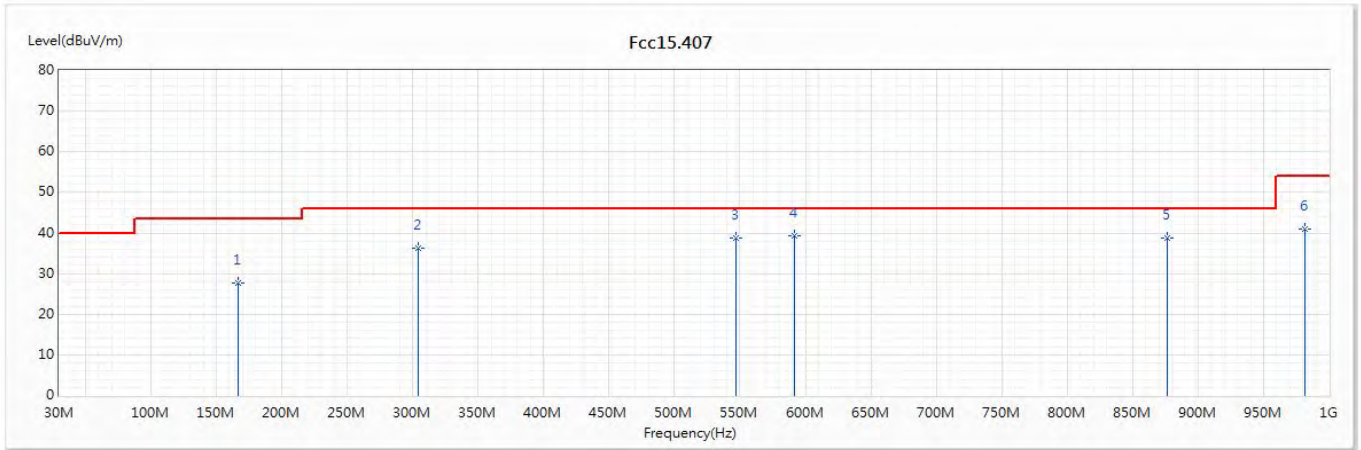
No	Frequency (MHz)	Emission Level (dBuV/m)	Limit (dBuV/m)	Margin (dB)	Reading Level (dBuV)	Correct Factor (dB/m)	Detector Type
1	45.52	27.54	40.00	-12.46	38.16	-10.62	QP
2	272.5	38.32	46.00	-7.68	48.99	-10.67	QP
3	499.48	37.12	46.00	-8.88	42.29	-5.17	QP
* 4	601.33	40.15	46.00	-5.85	43.25	-3.10	QP
5	833.16	39.21	46.00	-6.79	39.24	-0.03	QP
6	970.9	40.54	54.00	-13.46	38.88	1.66	QP

Note:

1. All Readings below 1GHz are Quasi-Peak, above 1GHz are performed with peak and/or average measurements as necessary.
2. Measurement Level = Reading Level + Correct Factor.
3. Correct Factor = Antenna factor + Cable loss – Amplifier gain.
4. The emission levels of other frequencies are very lower than the limit and not show in test report.
5. No emission found between lowest internal used/generated frequency to 30MHz.

Product : Intel® Wireless-AC 9560
 Test Item : General Radiated Emission
 Test Date : 2019/12/04
 Test Mode : Mode 2 SISO A: Transmit (802.11n-20BW_7.2Mbps) (5785MHz)

Horizontal



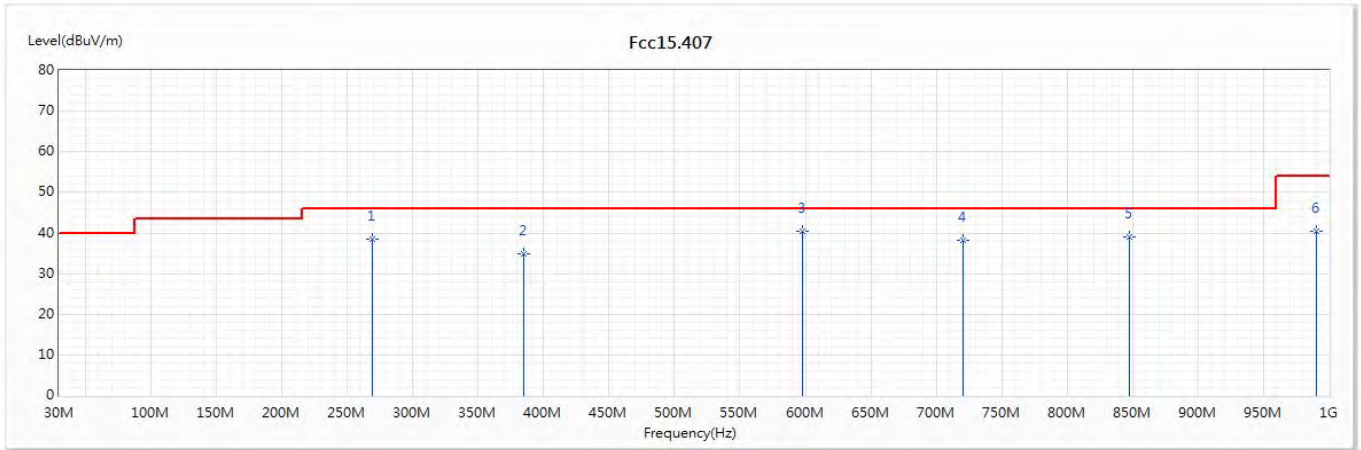
No	Frequency (MHz)	Emission Level (dBuV/m)	Limit (dBuV/m)	Margin (dB)	Reading Level (dBuV)	Correct Factor (dB/m)	Detector Type
1	166.77	27.79	43.50	-15.71	38.74	-10.95	QP
2	304.51	36.36	46.00	-9.64	46.08	-9.72	QP
3	547.01	38.85	46.00	-7.15	43.24	-4.39	QP
* 4	591.63	39.19	46.00	-6.81	42.36	-3.17	QP
5	876.81	38.88	46.00	-7.12	38.39	0.49	QP
6	981.57	40.84	54.00	-13.16	38.99	1.85	QP

Note:

1. All Readings below 1GHz are Quasi-Peak, above 1GHz are performed with peak and/or average measurements as necessary.
2. Measurement Level = Reading Level + Correct Factor.
3. Correct Factor = Antenna factor + Cable loss – Amplifier gain.
4. The emission levels of other frequencies are very lower than the limit and not show in test report.
5. No emission found between lowest internal used/generated frequency to 30MHz.

Product : Intel® Wireless-AC 9560
 Test Item : General Radiated Emission
 Test Date : 2019/12/04
 Test Mode : Mode 2 SISO A: Transmit (802.11n-20BW_7.2Mbps) (5785MHz)

Vertical



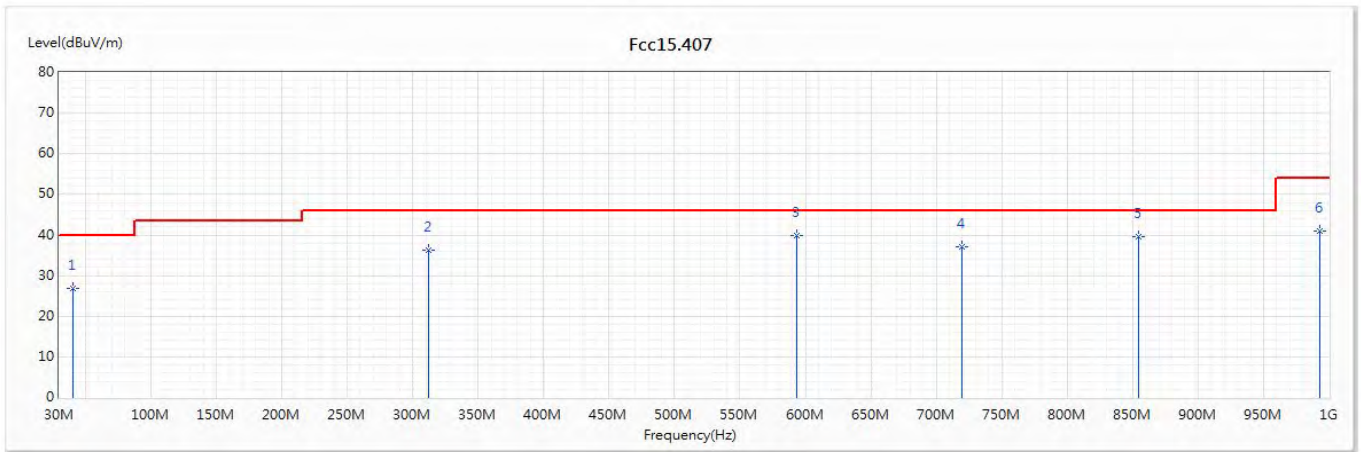
No	Frequency (MHz)	Emission Level (dBuV/m)	Limit (dBuV/m)	Margin (dB)	Reading Level (dBuV)	Correct Factor (dB/m)	Detector Type
1	269.59	38.53	46.00	-7.47	49.38	-10.85	QP
2	385.02	34.87	46.00	-11.13	42.42	-7.55	QP
* 3	597.45	40.48	46.00	-5.52	43.58	-3.10	QP
4	720.64	38.22	46.00	-7.78	39.70	-1.48	QP
5	847.71	39.07	46.00	-6.93	38.89	0.18	QP
6	990.3	40.43	54.00	-13.57	38.46	1.97	QP

Note:

1. All Readings below 1GHz are Quasi-Peak, above 1GHz are performed with peak and/or average measurements as necessary.
2. Measurement Level = Reading Level + Correct Factor.
3. Correct Factor = Antenna factor + Cable loss – Amplifier gain.
4. The emission levels of other frequencies are very lower than the limit and not show in test report.
5. No emission found between lowest internal used/generated frequency to 30MHz.

Product : Intel® Wireless-AC 9560
 Test Item : General Radiated Emission
 Test Date : 2019/12/04
 Test Mode : Mode 3 SISO A: Transmit (802.11n-40BW_15Mbps) (5230MHz)

Horizontal



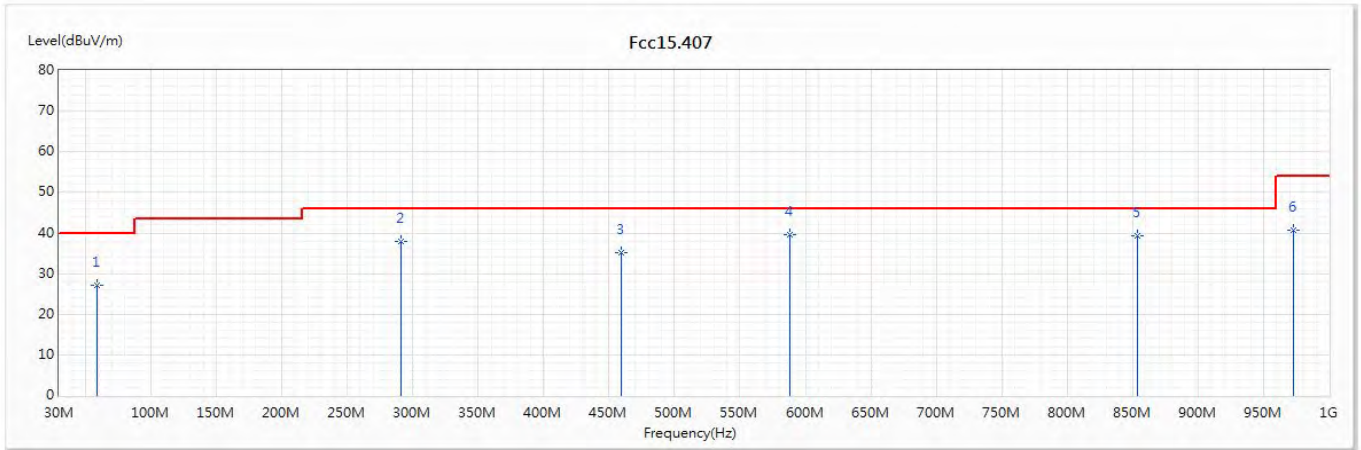
No	Frequency (MHz)	Emission Level (dBuV/m)	Limit (dBuV/m)	Margin (dB)	Reading Level (dBuV)	Correct Factor (dB/m)	Detector Type
1	40.67	26.73	40.00	-13.27	37.70	-10.97	QP
2	312.27	36.18	46.00	-9.82	45.68	-9.50	QP
* 3	593.57	39.98	46.00	-6.02	43.11	-3.13	QP
4	719.67	37.15	46.00	-8.85	38.64	-1.49	QP
5	854.5	39.58	46.00	-6.42	39.24	0.34	QP
6	993.21	40.87	54.00	-13.13	38.90	1.97	QP

Note:

1. All Readings below 1GHz are Quasi-Peak, above 1GHz are performed with peak and/or average measurements as necessary.
2. Measurement Level = Reading Level + Correct Factor.
3. Correct Factor = Antenna factor + Cable loss – Amplifier gain.
4. The emission levels of other frequencies are very lower than the limit and not show in test report.
5. No emission found between lowest internal used/generated frequency to 30MHz.

Product : Intel® Wireless-AC 9560
 Test Item : General Radiated Emission
 Test Date : 2019/12/04
 Test Mode : Mode 3 SISO A: Transmit (802.11n-40BW_15Mbps) (5230MHz)

Vertical



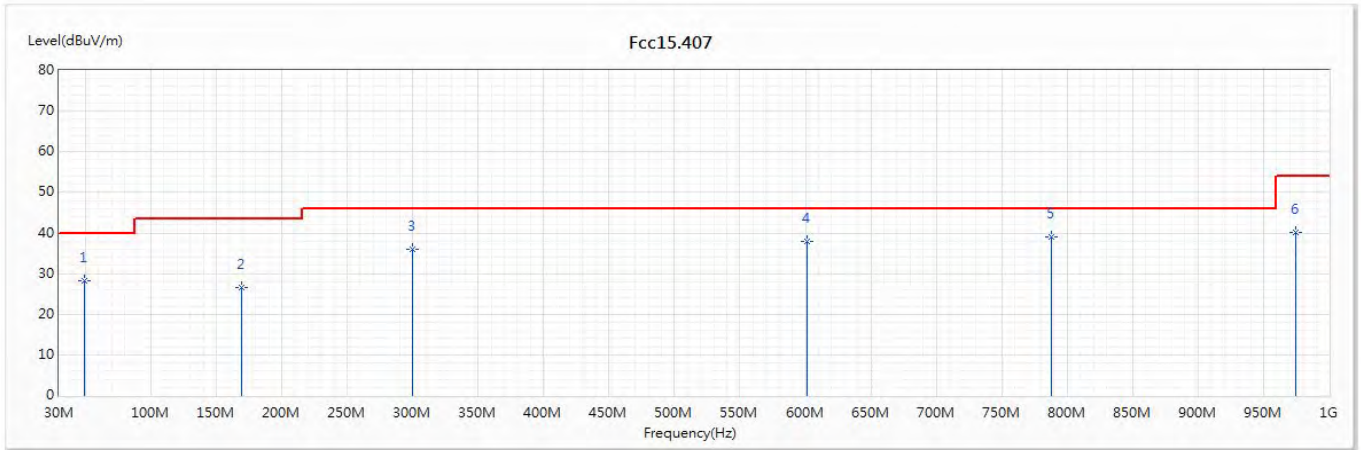
No	Frequency (MHz)	Emission Level (dBuV/m)	Limit (dBuV/m)	Margin (dB)	Reading Level (dBuV)	Correct Factor (dB/m)	Detector Type
1	59.1	27.03	40.00	-12.97	38.35	-11.32	QP
2	290.93	37.83	46.00	-8.17	47.88	-10.05	QP
3	459.71	35.10	46.00	-10.90	41.02	-5.92	QP
* 4	587.75	39.70	46.00	-6.30	42.95	-3.25	QP
5	853.53	39.30	46.00	-6.70	38.99	0.31	QP
6	972.84	40.66	54.00	-13.34	38.96	1.70	QP

Note:

1. All Readings below 1GHz are Quasi-Peak, above 1GHz are performed with peak and/or average measurements as necessary.
2. Measurement Level = Reading Level + Correct Factor.
3. Correct Factor = Antenna factor + Cable loss – Amplifier gain.
4. The emission levels of other frequencies are very lower than the limit and not show in test report.
5. No emission found between lowest internal used/generated frequency to 30MHz.

Product : Intel® Wireless-AC 9560
 Test Item : General Radiated Emission
 Test Date : 2019/12/04
 Test Mode : Mode 3 SISO A: Transmit (802.11n-40BW_15Mbps) (5310MHz)

Horizontal



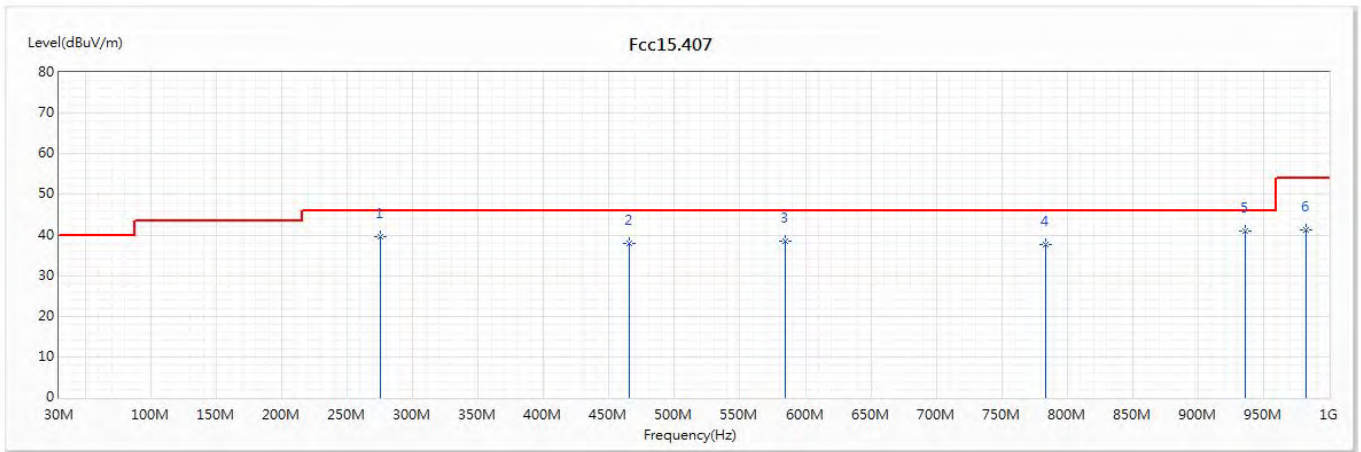
No	Frequency (MHz)	Emission Level (dBuV/m)	Limit (dBuV/m)	Margin (dB)	Reading Level (dBuV)	Correct Factor (dB/m)	Detector Type
1	49.4	28.35	40.00	-11.65	38.89	-10.54	QP
2	169.68	26.70	43.50	-16.80	37.89	-11.19	QP
3	299.66	36.12	46.00	-9.88	45.95	-9.83	QP
4	601.33	37.89	46.00	-8.11	40.99	-3.10	QP
* 5	787.57	38.94	46.00	-7.06	39.52	-0.58	QP
6	974.78	40.15	54.00	-13.85	38.41	1.74	QP

Note:

1. All Readings below 1GHz are Quasi-Peak, above 1GHz are performed with peak and/or average measurements as necessary.
2. Measurement Level = Reading Level + Correct Factor.
3. Correct Factor = Antenna factor + Cable loss – Amplifier gain.
4. The emission levels of other frequencies are very lower than the limit and not show in test report.
5. No emission found between lowest internal used/generated frequency to 30MHz.

Product : Intel® Wireless-AC 9560
 Test Item : General Radiated Emission
 Test Date : 2019/12/04
 Test Mode : Mode 3 SISO A: Transmit (802.11n-40BW_15Mbps) (5310MHz)

Vertical



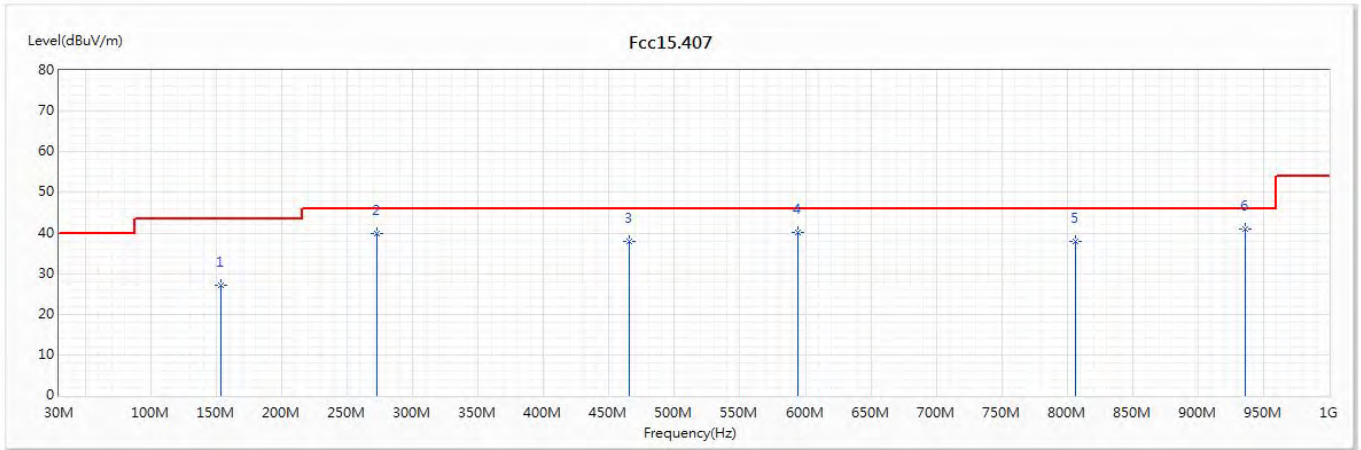
No	Frequency (MHz)	Emission Level (dBuV/m)	Limit (dBuV/m)	Margin (dB)	Reading Level (dBuV)	Correct Factor (dB/m)	Detector Type
1	275.41	39.53	46.00	-6.47	50.01	-10.48	QP
2	465.53	37.96	46.00	-8.04	43.74	-5.78	QP
3	584.84	38.60	46.00	-7.40	41.91	-3.31	QP
4	783.69	37.74	46.00	-8.26	38.36	-0.62	QP
* 5	935.98	40.96	46.00	-5.04	39.78	1.18	QP
6	982.54	41.26	54.00	-12.74	39.41	1.85	QP

Note:

1. All Readings below 1GHz are Quasi-Peak, above 1GHz are performed with peak and/or average measurements as necessary.
2. Measurement Level = Reading Level + Correct Factor.
3. Correct Factor = Antenna factor + Cable loss – Amplifier gain.
4. The emission levels of other frequencies are very lower than the limit and not show in test report.
5. No emission found between lowest internal used/generated frequency to 30MHz.

Product : Intel® Wireless-AC 9560
 Test Item : General Radiated Emission
 Test Date : 2019/12/04
 Test Mode : Mode 3 SISO A: Transmit (802.11n-40BW_15Mbps) (5550MHz)

Horizontal



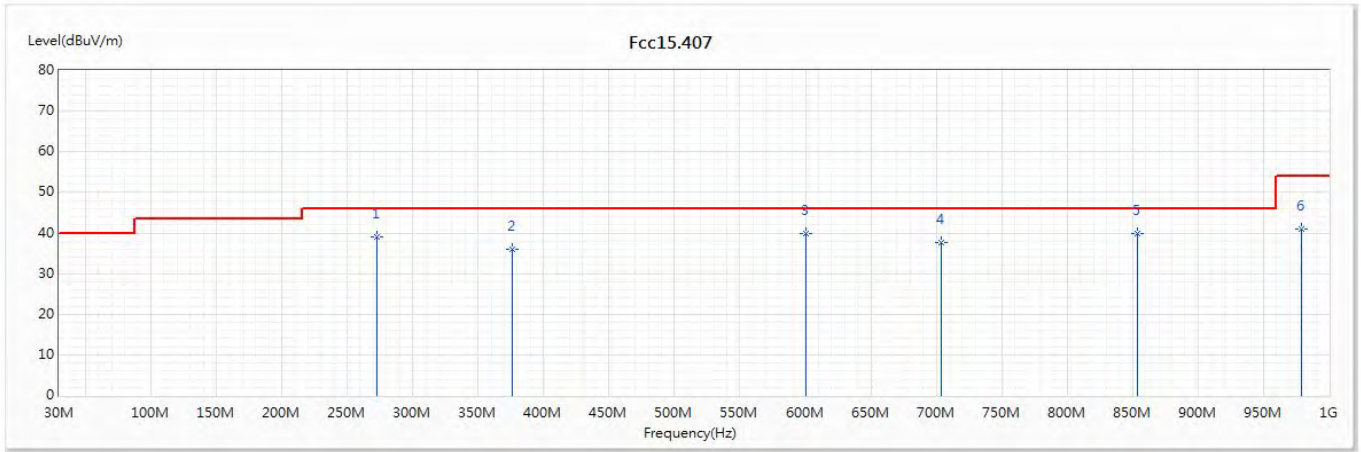
No	Frequency (MHz)	Emission Level (dBuV/m)	Limit (dBuV/m)	Margin (dB)	Reading Level (dBuV)	Correct Factor (dB/m)	Detector Type
1	153.19	26.99	43.50	-16.51	37.70	-10.71	QP
2	272.5	39.92	46.00	-6.08	50.59	-10.67	QP
3	465.53	37.96	46.00	-8.04	43.74	-5.78	QP
4	594.54	40.13	46.00	-5.87	43.24	-3.11	QP
5	806	37.86	46.00	-8.14	38.31	-0.45	QP
* 6	935.98	40.96	46.00	-5.04	39.78	1.18	QP

Note:

1. All Readings below 1GHz are Quasi-Peak, above 1GHz are performed with peak and/or average measurements as necessary.
2. Measurement Level = Reading Level + Correct Factor.
3. Correct Factor = Antenna factor + Cable loss – Amplifier gain.
4. The emission levels of other frequencies are very lower than the limit and not show in test report.
5. No emission found between lowest internal used/generated frequency to 30MHz.

Product : Intel® Wireless-AC 9560
 Test Item : General Radiated Emission
 Test Date : 2019/12/04
 Test Mode : Mode 3 SISO A: Transmit (802.11n-40BW_15Mbps) (5550MHz)

Vertical



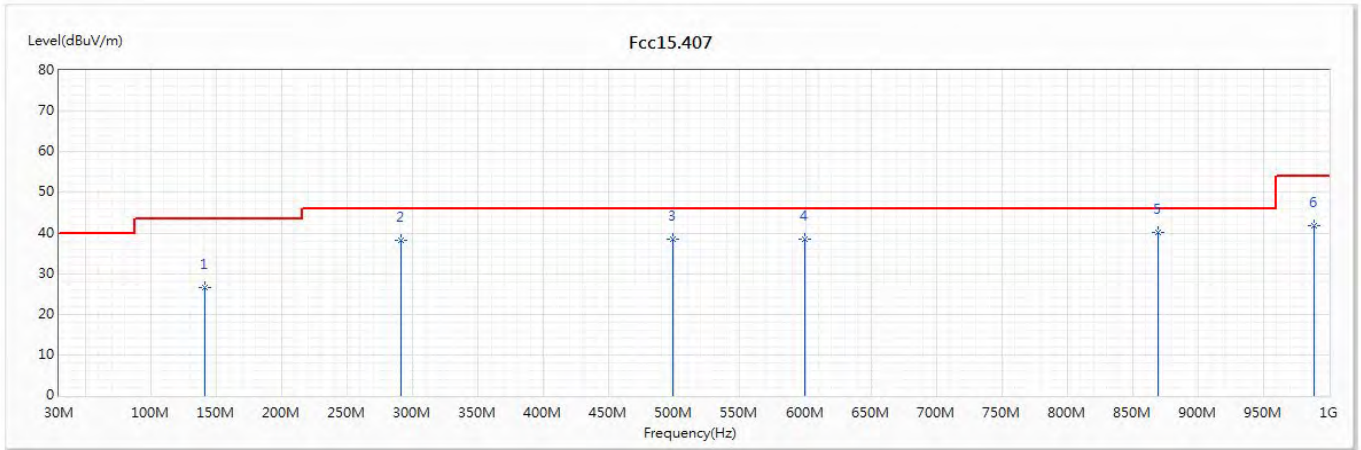
No	Frequency (MHz)	Emission Level (dBuV/m)	Limit (dBuV/m)	Margin (dB)	Reading Level (dBuV)	Correct Factor (dB/m)	Detector Type
1	272.5	38.93	46.00	-7.07	49.60	-10.67	QP
2	376.29	36.12	46.00	-9.88	43.86	-7.74	QP
3	600.36	39.82	46.00	-6.18	42.92	-3.10	QP
4	704.15	37.67	46.00	-8.33	39.48	-1.81	QP
* 5	853.53	39.88	46.00	-6.12	39.57	0.31	QP
6	978.66	40.88	54.00	-13.12	39.06	1.82	QP

Note:

1. All Readings below 1GHz are Quasi-Peak, above 1GHz are performed with peak and/or average measurements as necessary.
2. Measurement Level = Reading Level + Correct Factor.
3. Correct Factor = Antenna factor + Cable loss – Amplifier gain.
4. The emission levels of other frequencies are very lower than the limit and not show in test report.
5. No emission found between lowest internal used/generated frequency to 30MHz.

Product : Intel® Wireless-AC 9560
 Test Item : General Radiated Emission
 Test Date : 2019/12/04
 Test Mode : Mode 3 SISO A: Transmit (802.11n-40BW_15Mbps) (5795MHz)

Horizontal



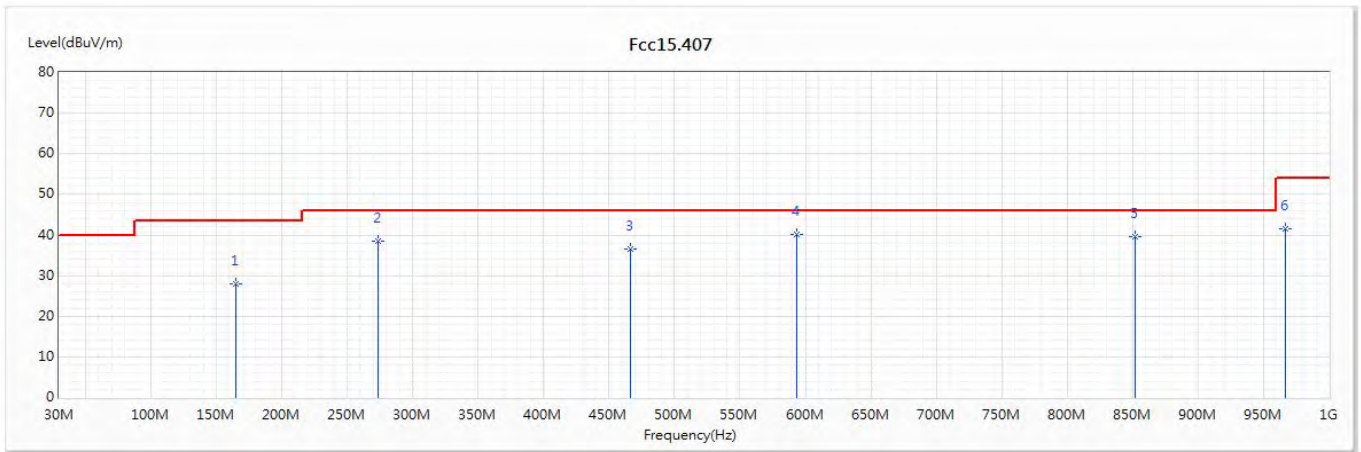
No	Frequency (MHz)	Emission Level (dBuV/m)	Limit (dBuV/m)	Margin (dB)	Reading Level (dBuV)	Correct Factor (dB/m)	Detector Type
1	141.55	26.66	43.50	-16.84	37.81	-11.15	QP
2	290.93	38.13	46.00	-7.87	48.18	-10.05	QP
3	498.51	38.46	46.00	-7.54	43.65	-5.19	QP
4	599.39	38.45	46.00	-7.55	41.55	-3.10	QP
* 5	869.05	40.10	46.00	-5.90	39.63	0.47	QP
6	988.36	41.83	54.00	-12.17	39.90	1.93	QP

Note:

1. All Readings below 1GHz are Quasi-Peak, above 1GHz are performed with peak and/or average measurements as necessary.
2. Measurement Level = Reading Level + Correct Factor.
3. Correct Factor = Antenna factor + Cable loss – Amplifier gain.
4. The emission levels of other frequencies are very lower than the limit and not show in test report.
5. No emission found between lowest internal used/generated frequency to 30MHz.

Product : Intel® Wireless-AC 9560
 Test Item : General Radiated Emission
 Test Date : 2019/12/04
 Test Mode : Mode 3 SISO A: Transmit (802.11n-40BW_15Mbps) (5795MHz)

Vertical



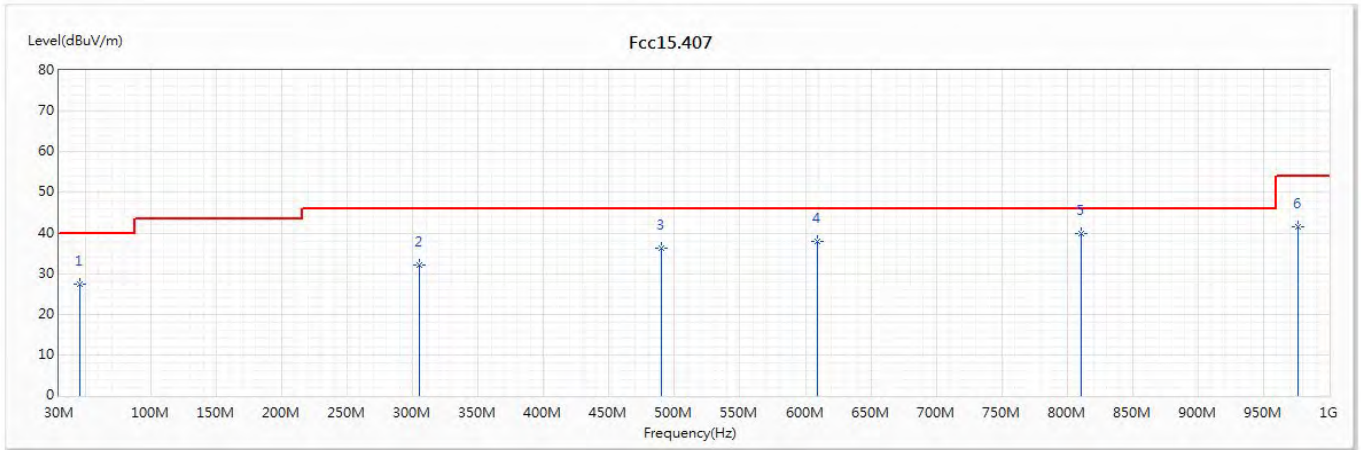
No	Frequency (MHz)	Emission Level (dBuV/m)	Limit (dBuV/m)	Margin (dB)	Reading Level (dBuV)	Correct Factor (dB/m)	Detector Type
1	164.83	27.85	43.50	-15.65	38.73	-10.88	QP
2	273.47	38.35	46.00	-7.65	48.96	-10.61	QP
3	466.5	36.53	46.00	-9.47	42.28	-5.75	QP
* 4	593.57	40.01	46.00	-5.99	43.14	-3.13	QP
5	851.59	39.64	46.00	-6.36	39.37	0.27	QP
6	967.02	41.46	54.00	-12.54	39.89	1.57	QP

Note:

1. All Readings below 1GHz are Quasi-Peak, above 1GHz are performed with peak and/or average measurements as necessary.
2. Measurement Level = Reading Level + Correct Factor.
3. Correct Factor = Antenna factor + Cable loss – Amplifier gain.
4. The emission levels of other frequencies are very lower than the limit and not show in test report.
5. No emission found between lowest internal used/generated frequency to 30MHz.

Product : Intel® Wireless-AC 9560
 Test Item : General Radiated Emission
 Test Date : 2019/12/04
 Test Mode : Mode 4 SISO A: Transmit (802.11ac-80BW_32.5Mbps) (5210MHz)

Horizontal



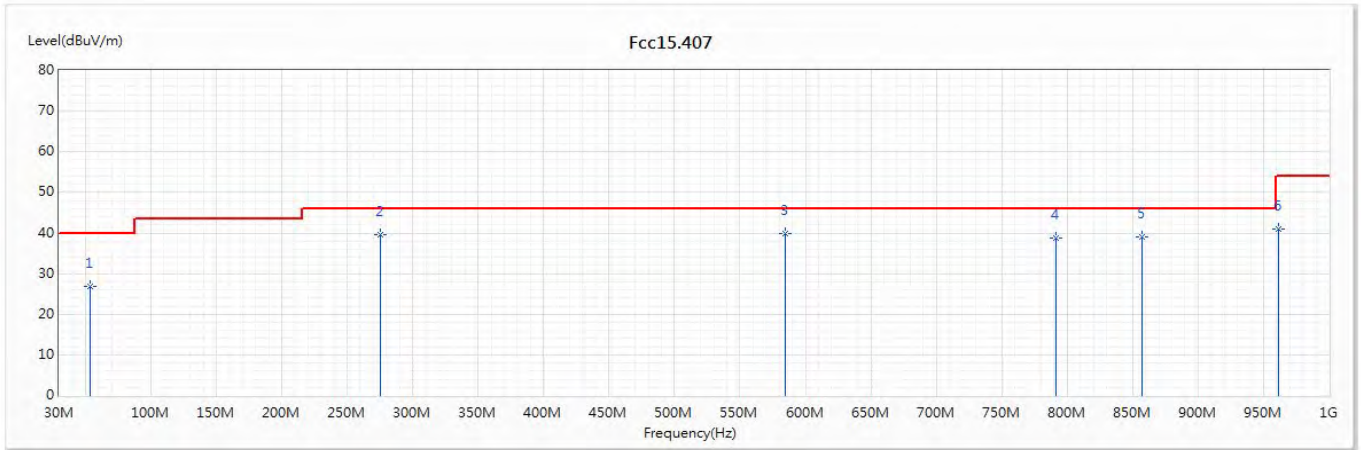
No	Frequency (MHz)	Emission Level (dBuV/m)	Limit (dBuV/m)	Margin (dB)	Reading Level (dBuV)	Correct Factor (dB/m)	Detector Type
1	45.52	27.29	40.00	-12.71	37.91	-10.62	QP
2	305.48	31.98	46.00	-14.02	41.68	-9.70	QP
3	489.78	36.30	46.00	-9.70	41.70	-5.40	QP
4	609.09	37.84	46.00	-8.16	40.93	-3.09	QP
* 5	810.85	40.00	46.00	-6.00	40.41	-0.41	QP
6	976.72	41.46	54.00	-12.54	39.68	1.78	QP

Note:

1. All Readings below 1GHz are Quasi-Peak, above 1GHz are performed with peak and/or average measurements as necessary.
2. Measurement Level = Reading Level + Correct Factor.
3. Correct Factor = Antenna factor + Cable loss – Amplifier gain.
4. The emission levels of other frequencies are very lower than the limit and not show in test report.
5. No emission found between lowest internal used/generated frequency to 30MHz.

Product : Intel® Wireless-AC 9560
 Test Item : General Radiated Emission
 Test Date : 2019/12/04
 Test Mode : Mode 4 SISO A: Transmit (802.11ac-80BW_32.5Mbps) (5210MHz)

Vertical



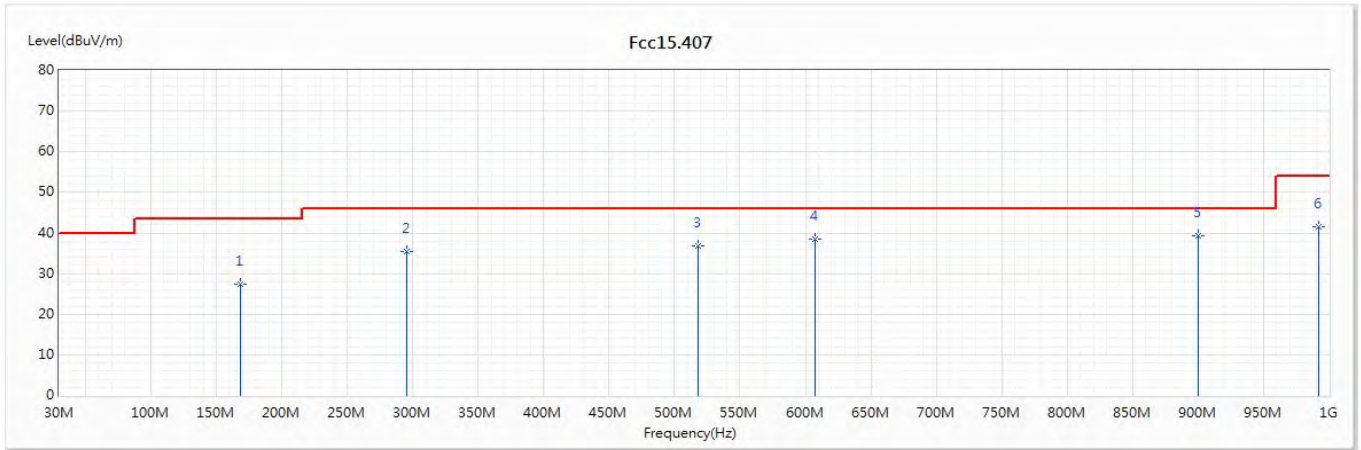
No	Frequency (MHz)	Emission Level (dBuV/m)	Limit (dBuV/m)	Margin (dB)	Reading Level (dBuV)	Correct Factor (dB/m)	Detector Type
1	53.28	26.80	40.00	-13.20	37.56	-10.76	QP
2	275.41	39.51	46.00	-6.49	49.99	-10.48	QP
* 3	584.84	39.90	46.00	-6.10	43.21	-3.31	QP
4	791.45	38.82	46.00	-7.18	39.34	-0.52	QP
5	857.41	39.11	46.00	-6.89	38.76	0.35	QP
6	961.2	41.10	54.00	-12.90	39.58	1.52	QP

Note:

1. All Readings below 1GHz are Quasi-Peak, above 1GHz are performed with peak and/or average measurements as necessary.
2. Measurement Level = Reading Level + Correct Factor.
3. Correct Factor = Antenna factor + Cable loss – Amplifier gain.
4. The emission levels of other frequencies are very lower than the limit and not show in test report.
5. No emission found between lowest internal used/generated frequency to 30MHz.

Product : Intel® Wireless-AC 9560
 Test Item : General Radiated Emission
 Test Date : 2019/12/04
 Test Mode : Mode 4 SISO A: Transmit (802.11ac-80BW_32.5Mbps) (5290MHz)

Horizontal



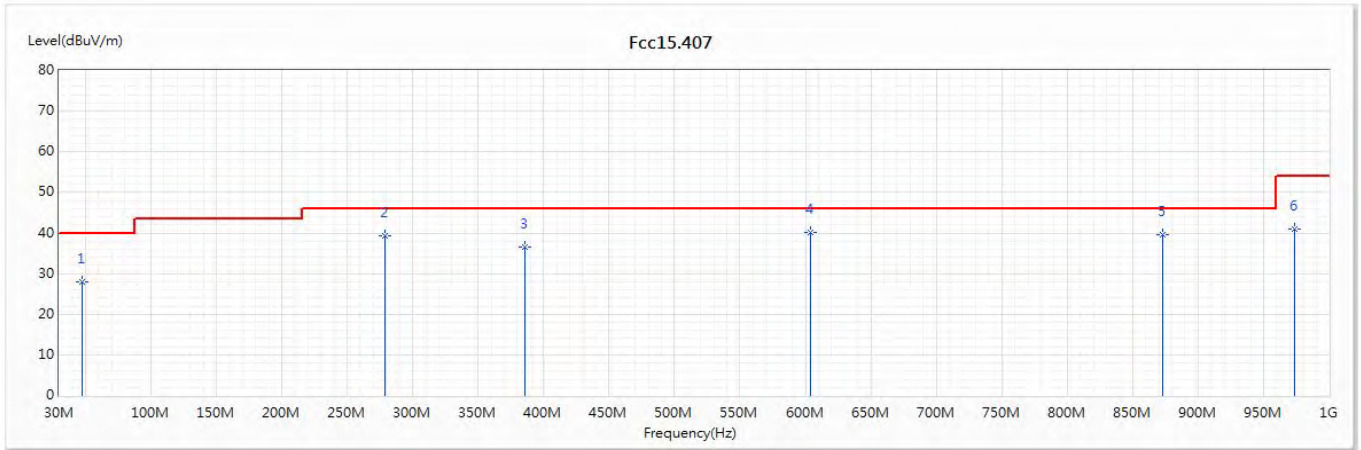
No	Frequency (MHz)	Emission Level (dBuV/m)	Limit (dBuV/m)	Margin (dB)	Reading Level (dBuV)	Correct Factor (dB/m)	Detector Type
1	168.71	27.27	43.50	-16.23	38.29	-11.02	QP
2	295.78	35.49	46.00	-10.51	45.50	-10.01	QP
3	517.91	36.90	46.00	-9.10	41.59	-4.69	QP
4	607.15	38.55	46.00	-7.45	41.65	-3.10	QP
* 5	900.09	39.42	46.00	-6.58	38.69	0.73	QP
6	992.24	41.57	54.00	-12.43	39.60	1.97	QP

Note:

1. All Readings below 1GHz are Quasi-Peak, above 1GHz are performed with peak and/or average measurements as necessary.
2. Measurement Level = Reading Level + Correct Factor.
3. Correct Factor = Antenna factor + Cable loss – Amplifier gain.
4. The emission levels of other frequencies are very lower than the limit and not show in test report.
5. No emission found between lowest internal used/generated frequency to 30MHz.

Product : Intel® Wireless-AC 9560
 Test Item : General Radiated Emission
 Test Date : 2019/12/04
 Test Mode : Mode 4 SISO A: Transmit (802.11ac-80BW_32.5Mbps) (5290MHz)

Vertical



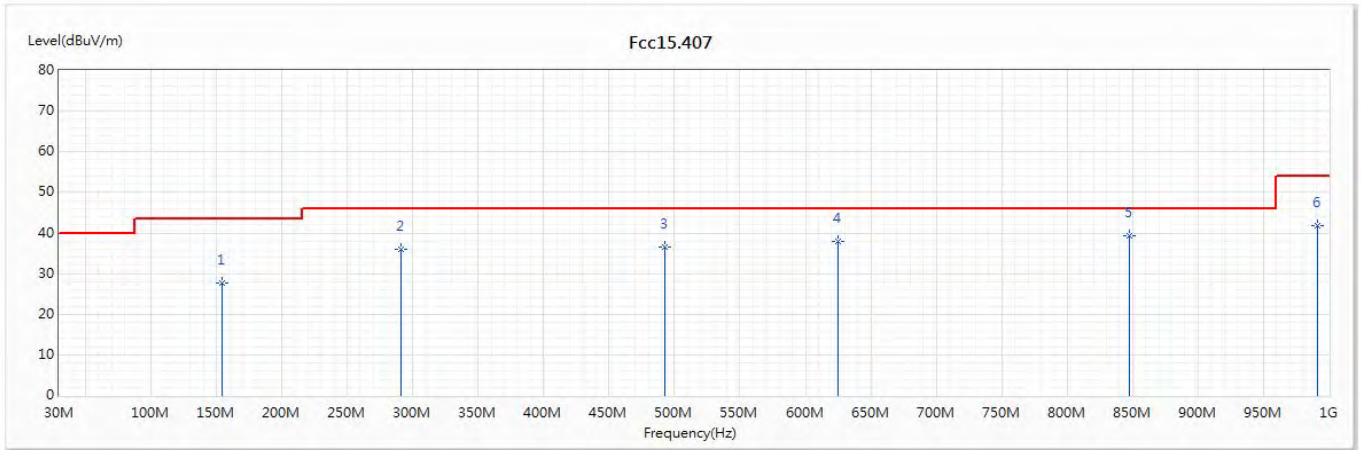
No	Frequency (MHz)	Emission Level (dBuV/m)	Limit (dBuV/m)	Margin (dB)	Reading Level (dBuV)	Correct Factor (dB/m)	Detector Type
1	47.46	27.85	40.00	-12.15	38.45	-10.60	QP
2	279.29	39.35	46.00	-6.65	49.68	-10.33	QP
3	385.99	36.66	46.00	-9.34	44.19	-7.53	QP
* 4	604.24	40.01	46.00	-5.99	43.10	-3.09	QP
5	872.93	39.60	46.00	-6.40	39.12	0.48	QP
6	973.81	40.98	54.00	-13.02	39.26	1.72	QP

Note:

1. All Readings below 1GHz are Quasi-Peak, above 1GHz are performed with peak and/or average measurements as necessary.
2. Measurement Level = Reading Level + Correct Factor.
3. Correct Factor = Antenna factor + Cable loss – Amplifier gain.
4. The emission levels of other frequencies are very lower than the limit and not show in test report.
5. No emission found between lowest internal used/generated frequency to 30MHz.

Product : Intel® Wireless-AC 9560
 Test Item : General Radiated Emission
 Test Date : 2019/12/04
 Test Mode : Mode 4 SISO A: Transmit (802.11ac-80BW_32.5Mbps) (5530MHz)

Horizontal



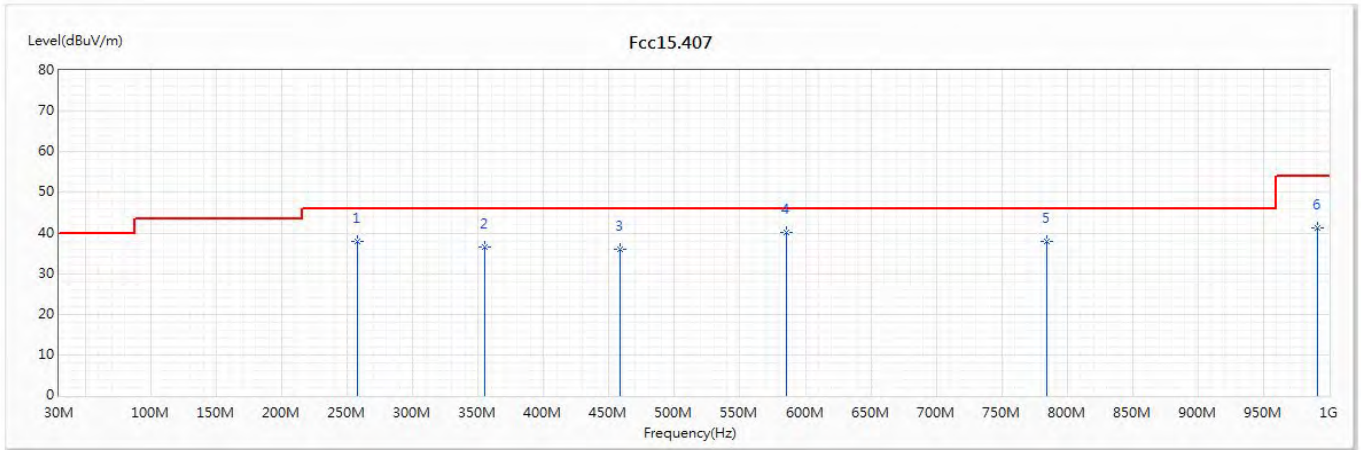
No	Frequency (MHz)	Emission Level (dBuV/m)	Limit (dBuV/m)	Margin (dB)	Reading Level (dBuV)	Correct Factor (dB/m)	Detector Type
1	154.16	27.80	43.50	-15.70	38.43	-10.63	QP
2	290.93	35.95	46.00	-10.05	46.00	-10.05	QP
3	492.69	36.63	46.00	-9.37	41.97	-5.34	QP
4	624.61	37.91	46.00	-8.09	40.90	-2.99	QP
* 5	847.71	39.36	46.00	-6.64	39.18	0.18	QP
6	991.27	41.70	54.00	-12.30	39.73	1.97	QP

Note:

1. All Readings below 1GHz are Quasi-Peak, above 1GHz are performed with peak and/or average measurements as necessary.
2. Measurement Level = Reading Level + Correct Factor.
3. Correct Factor = Antenna factor + Cable loss – Amplifier gain.
4. The emission levels of other frequencies are very lower than the limit and not show in test report.
5. No emission found between lowest internal used/generated frequency to 30MHz.

Product : Intel® Wireless-AC 9560
 Test Item : General Radiated Emission
 Test Date : 2019/12/04
 Test Mode : Mode 4 SISO A: Transmit (802.11ac-80BW_32.5Mbps) (5530MHz)

Vertical



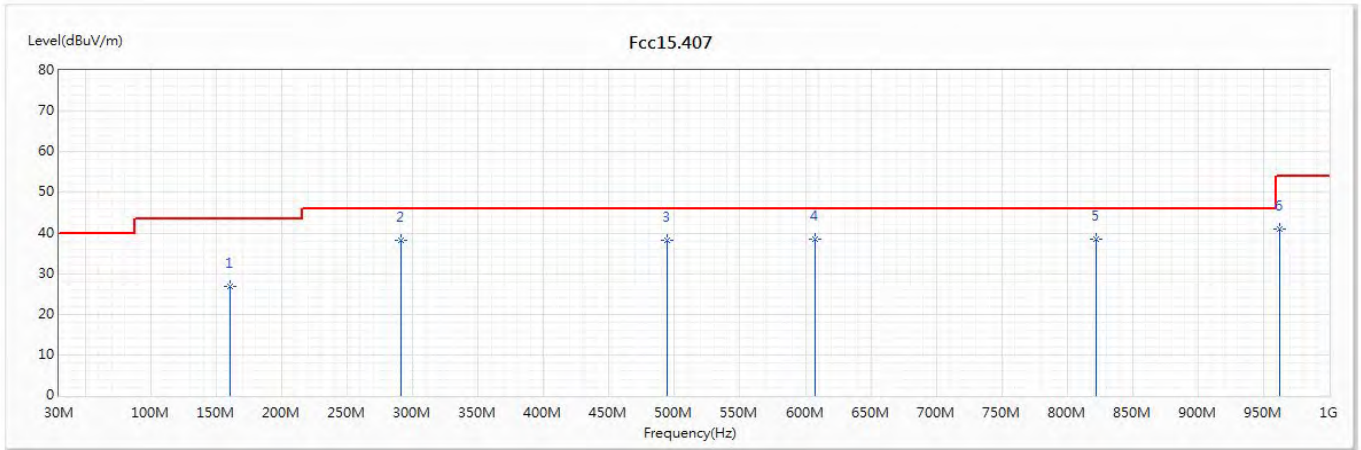
No	Frequency (MHz)	Emission Level (dBuV/m)	Limit (dBuV/m)	Margin (dB)	Reading Level (dBuV)	Correct Factor (dB/m)	Detector Type
1	257.95	37.91	46.00	-8.09	49.32	-11.41	QP
2	354.95	36.52	46.00	-9.48	44.93	-8.41	QP
3	458.74	35.97	46.00	-10.03	41.91	-5.94	QP
* 4	585.81	40.22	46.00	-5.78	43.50	-3.28	QP
5	784.66	38.05	46.00	-7.95	38.65	-0.60	QP
6	991.27	41.21	54.00	-12.79	39.24	1.97	QP

Note:

1. All Readings below 1GHz are Quasi-Peak, above 1GHz are performed with peak and/or average measurements as necessary.
2. Measurement Level = Reading Level + Correct Factor.
3. Correct Factor = Antenna factor + Cable loss – Amplifier gain.
4. The emission levels of other frequencies are very lower than the limit and not show in test report.
5. No emission found between lowest internal used/generated frequency to 30MHz.

Product : Intel® Wireless-AC 9560
 Test Item : General Radiated Emission
 Test Date : 2019/12/04
 Test Mode : Mode 4 SISO A: Transmit (802.11ac-80BW_32.5Mbps) (5775MHz)

Horizontal



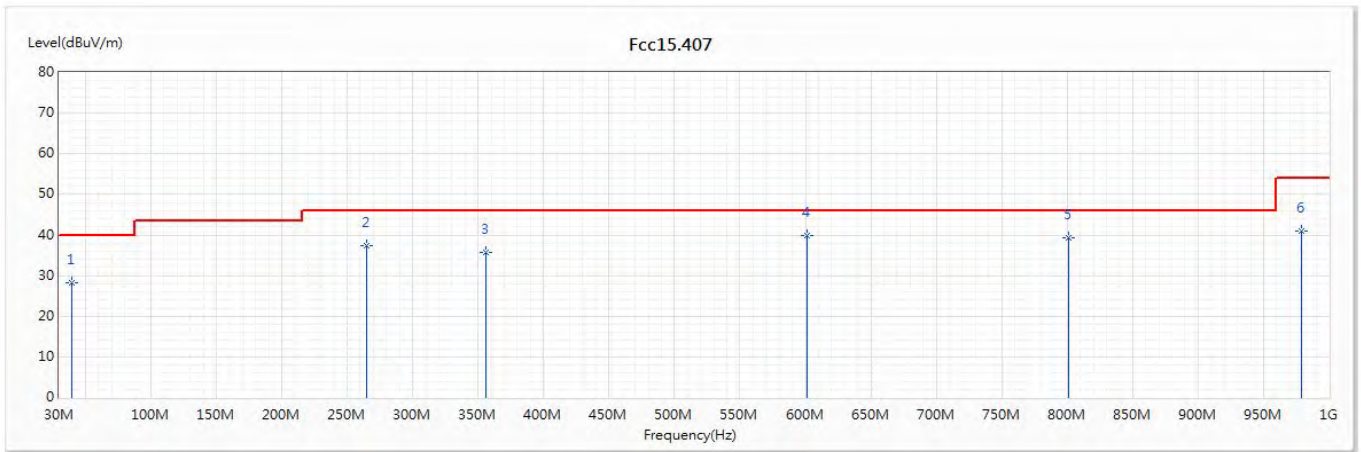
No	Frequency (MHz)	Emission Level (dBuV/m)	Limit (dBuV/m)	Margin (dB)	Reading Level (dBuV)	Correct Factor (dB/m)	Detector Type
1	160.95	26.81	43.50	-16.69	37.60	-10.79	QP
2	290.93	38.30	46.00	-7.70	48.35	-10.05	QP
3	494.63	38.31	46.00	-7.69	43.60	-5.29	QP
* 4	607.15	38.52	46.00	-7.48	41.62	-3.10	QP
5	822.49	38.52	46.00	-7.48	38.74	-0.22	QP
6	962.17	40.99	54.00	-13.01	39.47	1.52	QP

Note:

1. All Readings below 1GHz are Quasi-Peak, above 1GHz are performed with peak and/or average measurements as necessary.
2. Measurement Level = Reading Level + Correct Factor.
3. Correct Factor = Antenna factor + Cable loss – Amplifier gain.
4. The emission levels of other frequencies are very lower than the limit and not show in test report.
5. No emission found between lowest internal used/generated frequency to 30MHz.

Product : Intel® Wireless-AC 9560
 Test Item : General Radiated Emission
 Test Date : 2019/12/04
 Test Mode : Mode 4 SISO A: Transmit (802.11ac-80BW_32.5Mbps) (5775MHz)

Vertical



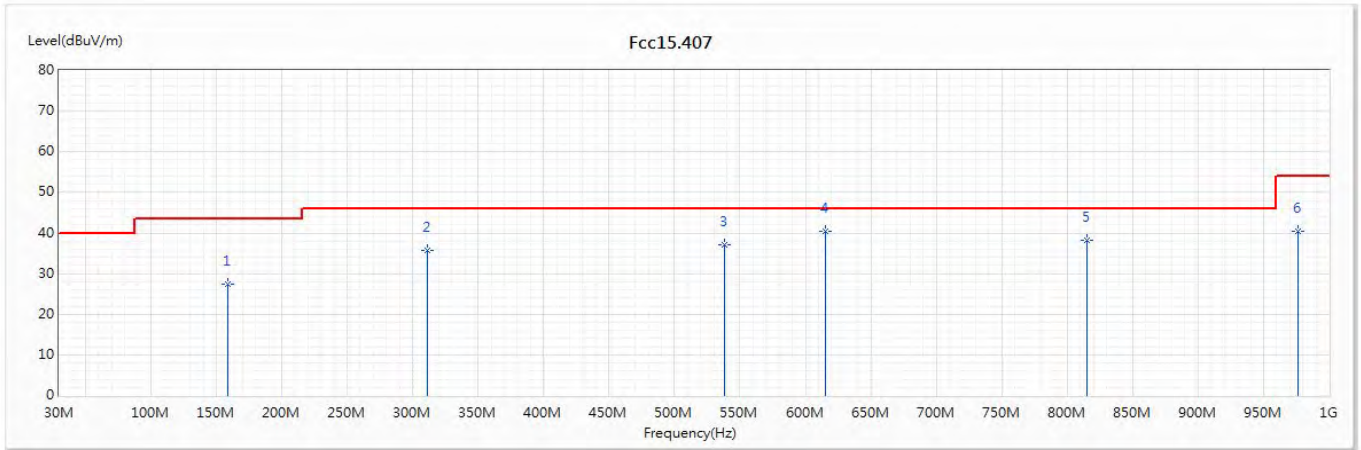
No	Frequency (MHz)	Emission Level (dBuV/m)	Limit (dBuV/m)	Margin (dB)	Reading Level (dBuV)	Correct Factor (dB/m)	Detector Type
1	39.7	28.32	40.00	-11.68	39.37	-11.05	QP
2	264.74	37.36	46.00	-8.64	48.52	-11.16	QP
3	355.92	35.81	46.00	-10.19	44.20	-8.39	QP
* 4	601.33	39.87	46.00	-6.13	42.97	-3.10	QP
5	801.15	39.25	46.00	-6.75	39.71	-0.46	QP
6	978.66	41.01	54.00	-12.99	39.19	1.82	QP

Note:

1. All Readings below 1GHz are Quasi-Peak, above 1GHz are performed with peak and/or average measurements as necessary.
2. Measurement Level = Reading Level + Correct Factor.
3. Correct Factor = Antenna factor + Cable loss – Amplifier gain.
4. The emission levels of other frequencies are very lower than the limit and not show in test report.
5. No emission found between lowest internal used/generated frequency to 30MHz.

Product : Intel® Wireless-AC 9560
 Test Item : General Radiated Emission
 Test Date : 2019/12/04
 Test Mode : Mode 5 SISO A: Transmit (802.11ac-160BW_65Mbps) (5250MHz)

Horizontal



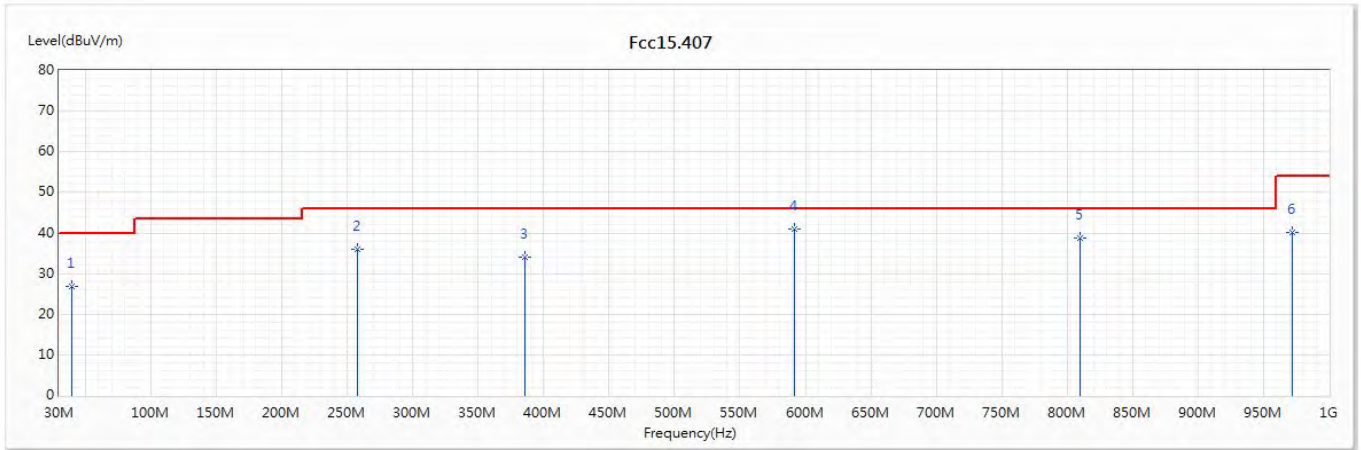
No	Frequency (MHz)	Emission Level (dBuV/m)	Limit (dBuV/m)	Margin (dB)	Reading Level (dBuV)	Correct Factor (dB/m)	Detector Type
1	159.01	27.49	43.50	-16.01	38.19	-10.70	QP
2	311.3	35.78	46.00	-10.22	45.32	-9.54	QP
3	538.28	37.10	46.00	-8.90	41.56	-4.46	QP
* 4	614.91	40.41	46.00	-5.59	43.49	-3.08	QP
5	814.73	38.23	46.00	-7.77	38.57	-0.34	QP
6	976.72	40.47	54.00	-13.53	38.69	1.78	QP

Note:

1. All Readings below 1GHz are Quasi-Peak, above 1GHz are performed with peak and/or average measurements as necessary.
2. Measurement Level = Reading Level + Correct Factor.
3. Correct Factor = Antenna factor + Cable loss – Amplifier gain.
4. The emission levels of other frequencies are very lower than the limit and not show in test report.
5. No emission found between lowest internal used/generated frequency to 30MHz.

Product : Intel® Wireless-AC 9560
 Test Item : General Radiated Emission
 Test Date : 2019/12/04
 Test Mode : Mode 5 SISO A: Transmit (802.11ac-160BW_65Mbps) (5250MHz)

Vertical



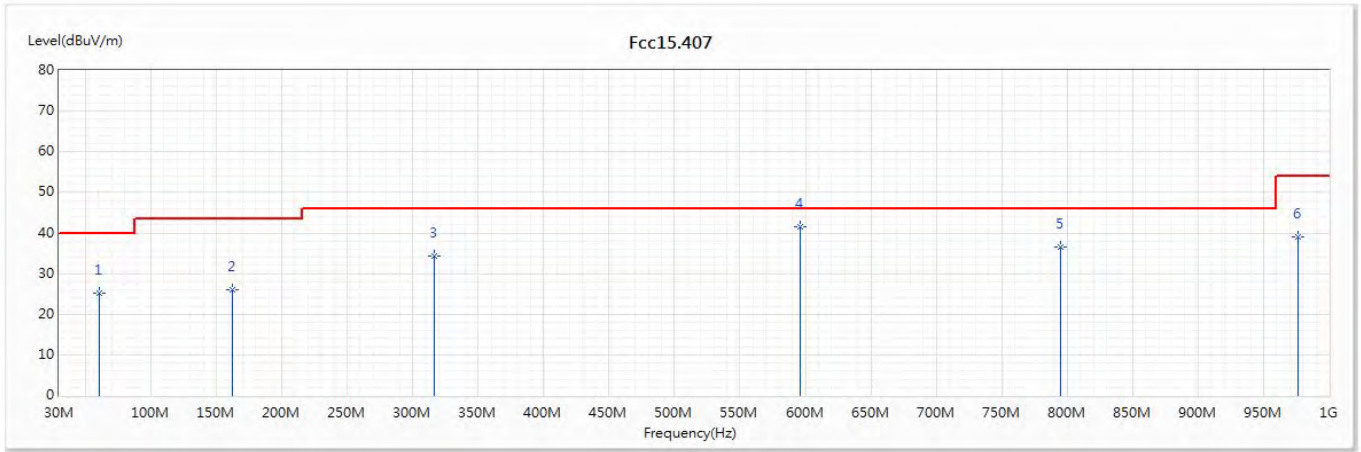
No	Frequency (MHz)	Emission Level (dBuV/m)	Limit (dBuV/m)	Margin (dB)	Reading Level (dBuV)	Correct Factor (dB/m)	Detector Type
1	39.7	26.75	40.00	-13.25	37.80	-11.05	QP
2	257.95	36.03	46.00	-9.97	47.44	-11.41	QP
3	385.99	33.92	46.00	-12.08	41.45	-7.53	QP
* 4	591.63	40.91	46.00	-5.09	44.08	-3.17	QP
5	809.88	38.80	46.00	-7.20	39.25	-0.45	QP
6	971.87	40.26	54.00	-13.74	38.58	1.68	QP

Note:

1. All Readings below 1GHz are Quasi-Peak, above 1GHz are performed with peak and/or average measurements as necessary.
2. Measurement Level = Reading Level + Correct Factor.
3. Correct Factor = Antenna factor + Cable loss – Amplifier gain.
4. The emission levels of other frequencies are very lower than the limit and not show in test report.
5. No emission found between lowest internal used/generated frequency to 30MHz.

Product : Intel® Wireless-AC 9560
 Test Item : General Radiated Emission
 Test Date : 2019/12/04
 Test Mode : Mode 5 SISO A: Transmit (802.11ac-160BW_65Mbps) (5570MHz)

Horizontal



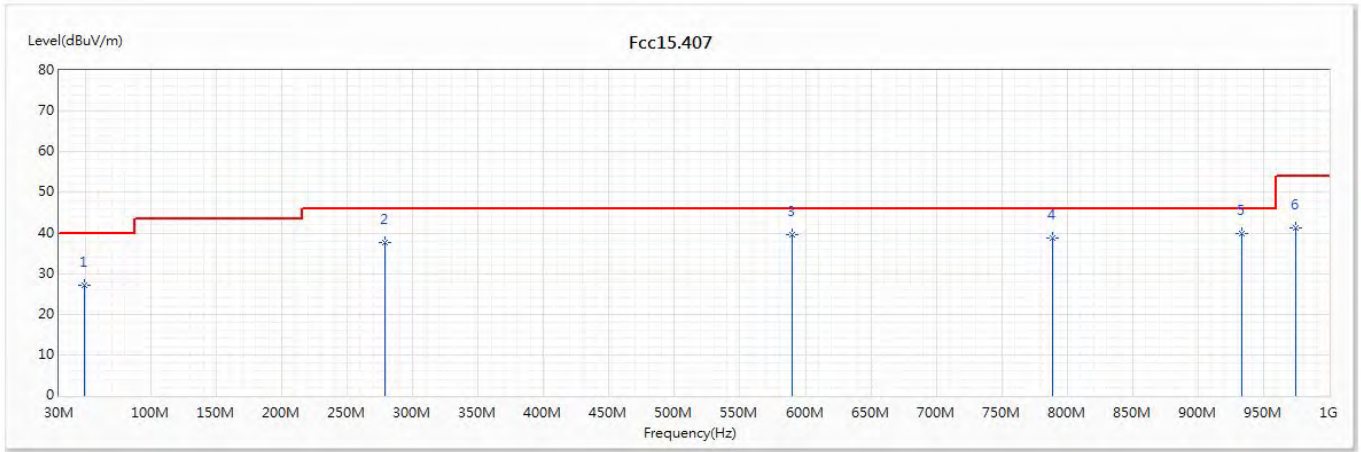
No	Frequency (MHz)	Emission Level (dBuV/m)	Limit (dBuV/m)	Margin (dB)	Reading Level (dBuV)	Correct Factor (dB/m)	Detector Type
1	61.04	25.20	40.00	-14.80	36.80	-11.60	QP
2	161.92	26.04	43.50	-17.46	36.83	-10.79	QP
3	316.15	34.28	46.00	-11.72	43.65	-9.37	QP
* 4	596.48	41.41	46.00	-4.59	44.52	-3.11	QP
5	795.33	36.66	46.00	-9.34	37.04	-0.38	QP
6	976.72	39.12	54.00	-14.88	37.34	1.78	QP

Note:

1. All Readings below 1GHz are Quasi-Peak, above 1GHz are performed with peak and/or average measurements as necessary.
2. Measurement Level = Reading Level + Correct Factor.
3. Correct Factor = Antenna factor + Cable loss – Amplifier gain.
4. The emission levels of other frequencies are very lower than the limit and not show in test report.
5. No emission found between lowest internal used/generated frequency to 30MHz.

Product : Intel® Wireless-AC 9560
 Test Item : General Radiated Emission
 Test Date : 2019/12/04
 Test Mode : Mode 5 SISO A: Transmit (802.11ac-160BW_65Mbps) (5570MHz)

Vertical



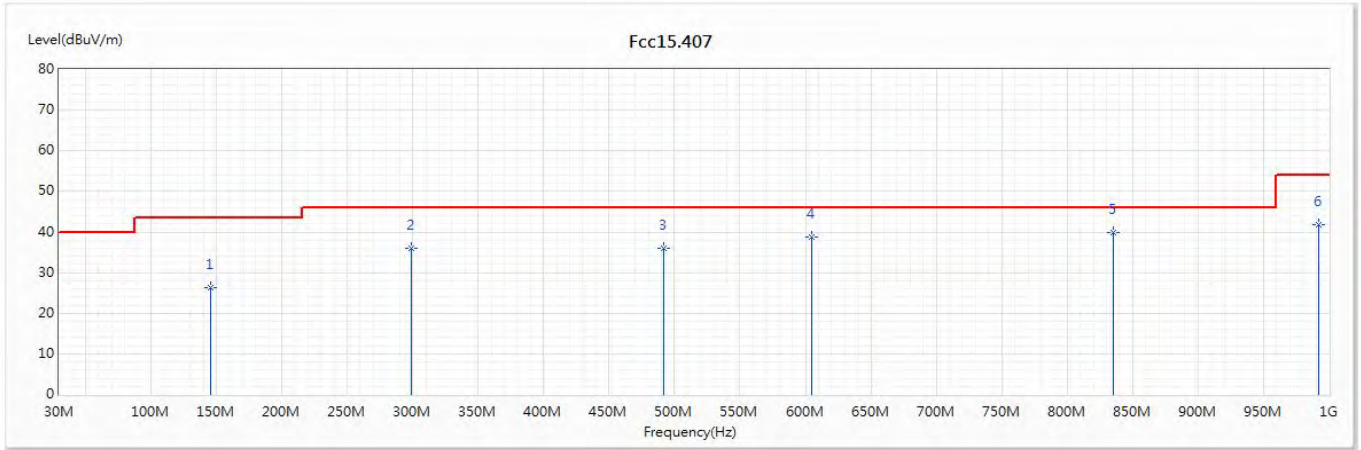
No	Frequency (MHz)	Emission Level (dBuV/m)	Limit (dBuV/m)	Margin (dB)	Reading Level (dBuV)	Correct Factor (dB/m)	Detector Type
1	49.4	27.24	40.00	-12.76	37.78	-10.54	QP
2	279.29	37.74	46.00	-8.26	48.07	-10.33	QP
3	589.69	39.57	46.00	-6.43	42.79	-3.22	QP
4	788.54	38.69	46.00	-7.31	39.27	-0.58	QP
* 5	933.07	39.89	46.00	-6.11	38.75	1.14	QP
6	974.78	41.23	54.00	-12.77	39.49	1.74	QP

Note:

1. All Readings below 1GHz are Quasi-Peak, above 1GHz are performed with peak and/or average measurements as necessary.
2. Measurement Level = Reading Level + Correct Factor.
3. Correct Factor = Antenna factor + Cable loss – Amplifier gain.
4. The emission levels of other frequencies are very lower than the limit and not show in test report.
5. No emission found between lowest internal used/generated frequency to 30MHz.

Product : Intel® Wireless-AC 9560
 Test Item : General Radiated Emission
 Test Date : 2019/12/04
 Test Mode : Mode 6 SISO B: Transmit (802.11a_6Mbps) (5220MHz)

Horizontal



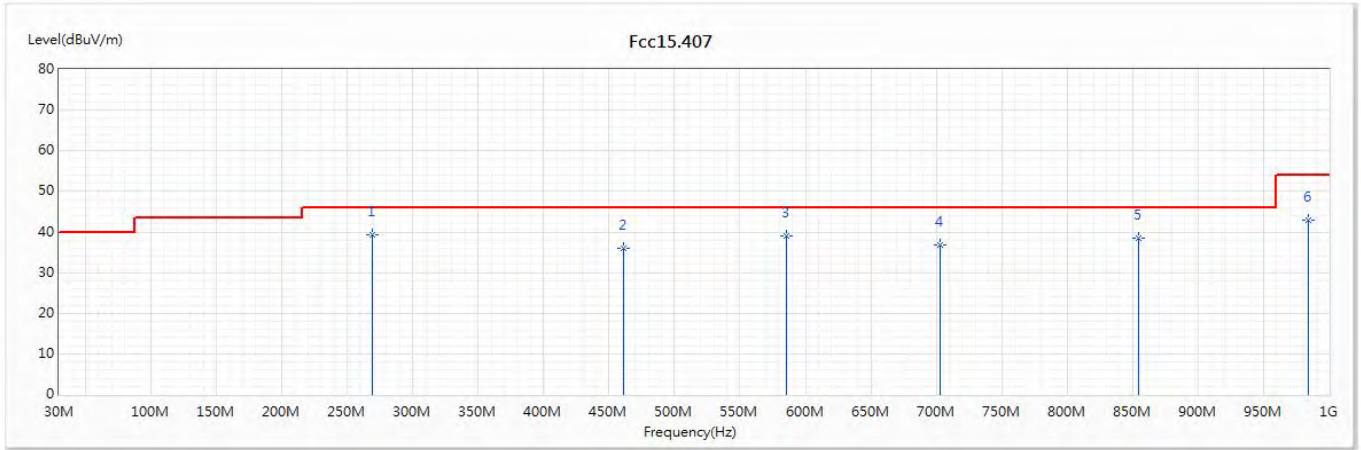
No	Frequency (MHz)	Emission Level (dBuV/m)	Limit (dBuV/m)	Margin (dB)	Reading Level (dBuV)	Correct Factor (dB/m)	Detector Type
1	145.43	26.29	43.50	-17.21	37.23	-10.94	QP
2	298.69	36.01	46.00	-9.99	45.88	-9.87	QP
3	491.72	36.05	46.00	-9.95	41.41	-5.36	QP
4	605.21	38.80	46.00	-7.20	41.90	-3.10	QP
* 5	835.1	39.81	46.00	-6.19	39.80	0.01	QP
6	992.24	41.82	54.00	-12.18	39.85	1.97	QP

Note:

1. All Readings below 1GHz are Quasi-Peak, above 1GHz are performed with peak and/or average measurements as necessary.
2. Measurement Level = Reading Level + Correct Factor.
3. Correct Factor = Antenna factor + Cable loss – Amplifier gain.
4. The emission levels of other frequencies are very lower than the limit and not show in test report.
5. No emission found between lowest internal used/generated frequency to 30MHz.

Product : Intel® Wireless-AC 9560
 Test Item : General Radiated Emission
 Test Date : 2019/12/04
 Test Mode : Mode 6 SISO B: Transmit (802.11a_6Mbps) (5220MHz)

Vertical



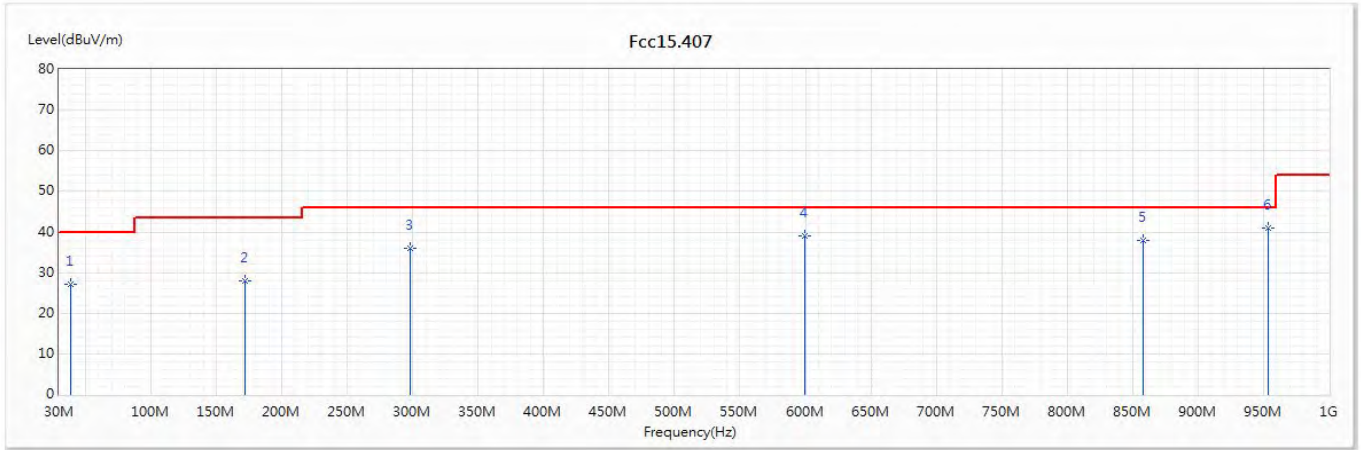
No	Frequency (MHz)	Emission Level (dBuV/m)	Limit (dBuV/m)	Margin (dB)	Reading Level (dBuV)	Correct Factor (dB/m)	Detector Type
* 1	269.59	39.19	46.00	-6.81	50.04	-10.85	QP
2	460.68	35.95	46.00	-10.05	41.85	-5.90	QP
3	585.81	38.99	46.00	-7.01	42.27	-3.28	QP
4	703.18	36.84	46.00	-9.16	38.65	-1.81	QP
5	854.5	38.60	46.00	-7.40	38.26	0.34	QP
6	984.48	42.89	54.00	-11.11	41.03	1.86	QP

Note:

1. All Readings below 1GHz are Quasi-Peak, above 1GHz are performed with peak and/or average measurements as necessary.
2. Measurement Level = Reading Level + Correct Factor.
3. Correct Factor = Antenna factor + Cable loss – Amplifier gain.
4. The emission levels of other frequencies are very lower than the limit and not show in test report.
5. No emission found between lowest internal used/generated frequency to 30MHz.

Product : Intel® Wireless-AC 9560
 Test Item : General Radiated Emission
 Test Date : 2019/12/04
 Test Mode : Mode 6 SISO B: Transmit (802.11a_6Mbps) (5300MHz)

Horizontal



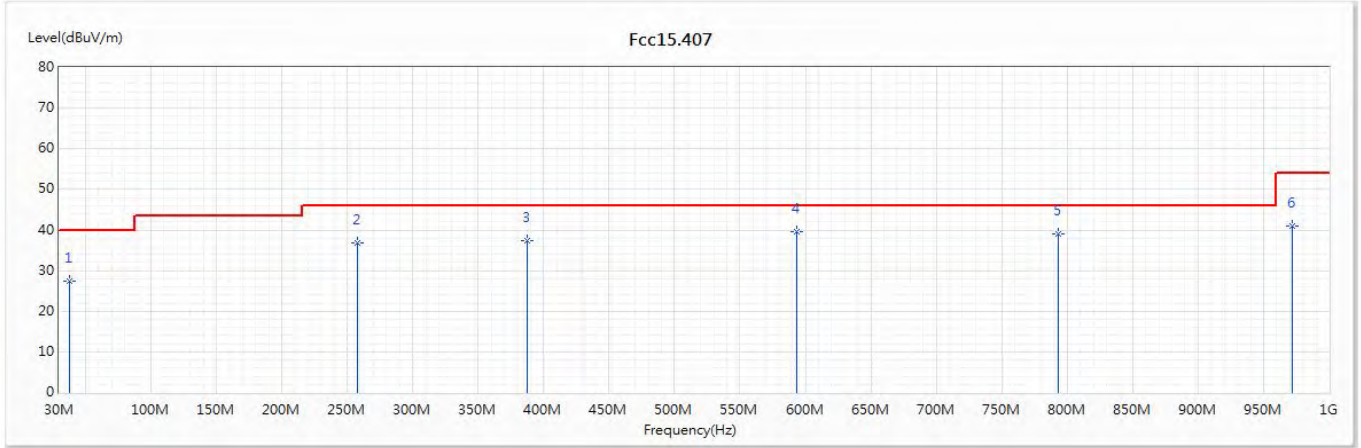
No	Frequency (MHz)	Emission Level (dBuV/m)	Limit (dBuV/m)	Margin (dB)	Reading Level (dBuV)	Correct Factor (dB/m)	Detector Type
1	38.73	27.17	40.00	-12.83	38.25	-11.08	QP
2	171.62	27.95	43.50	-15.55	39.36	-11.41	QP
3	297.72	35.88	46.00	-10.12	45.80	-9.92	QP
4	599.39	39.10	46.00	-6.90	42.20	-3.10	QP
5	858.38	37.91	46.00	-8.09	37.56	0.35	QP
* 6	953.44	41.04	46.00	-4.96	39.66	1.38	QP

Note:

1. All Readings below 1GHz are Quasi-Peak, above 1GHz are performed with peak and/or average measurements as necessary.
2. Measurement Level = Reading Level + Correct Factor.
3. Correct Factor = Antenna factor + Cable loss – Amplifier gain.
4. The emission levels of other frequencies are very lower than the limit and not show in test report.
5. No emission found between lowest internal used/generated frequency to 30MHz.

Product : Intel® Wireless-AC 9560
 Test Item : General Radiated Emission
 Test Date : 2019/12/04
 Test Mode : Mode 6 SISO B: Transmit (802.11a_6Mbps) (5300MHz)

Vertical



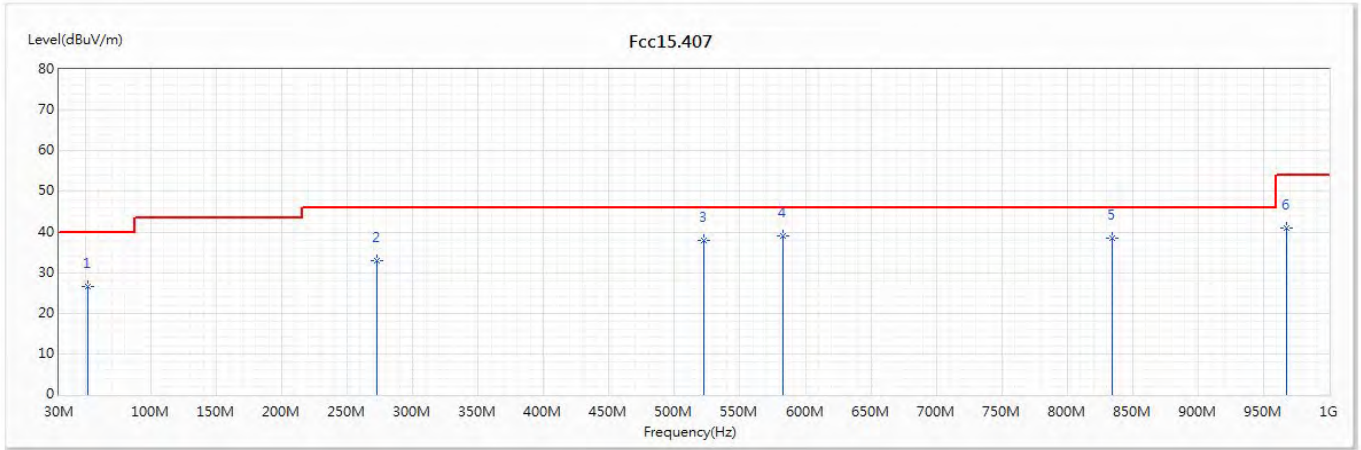
No	Frequency (MHz)	Emission Level (dBuV/m)	Limit (dBuV/m)	Margin (dB)	Reading Level (dBuV)	Correct Factor (dB/m)	Detector Type
1	37.76	27.34	40.00	-12.66	38.56	-11.22	QP
2	257.95	36.93	46.00	-9.07	48.34	-11.41	QP
3	387.93	37.46	46.00	-8.54	44.96	-7.50	QP
* 4	593.57	39.66	46.00	-6.34	42.79	-3.13	QP
5	793.39	38.97	46.00	-7.03	39.40	-0.43	QP
6	971.87	40.91	54.00	-13.09	39.23	1.68	QP

Note:

1. All Readings below 1GHz are Quasi-Peak, above 1GHz are performed with peak and/or average measurements as necessary.
2. Measurement Level = Reading Level + Correct Factor.
3. Correct Factor = Antenna factor + Cable loss – Amplifier gain.
4. The emission levels of other frequencies are very lower than the limit and not show in test report.
5. No emission found between lowest internal used/generated frequency to 30MHz.

Product : Intel® Wireless-AC 9560
 Test Item : General Radiated Emission
 Test Date : 2019/12/04
 Test Mode : Mode 6 SISO B: Transmit (802.11a_6Mbps) (5580MHz)

Horizontal



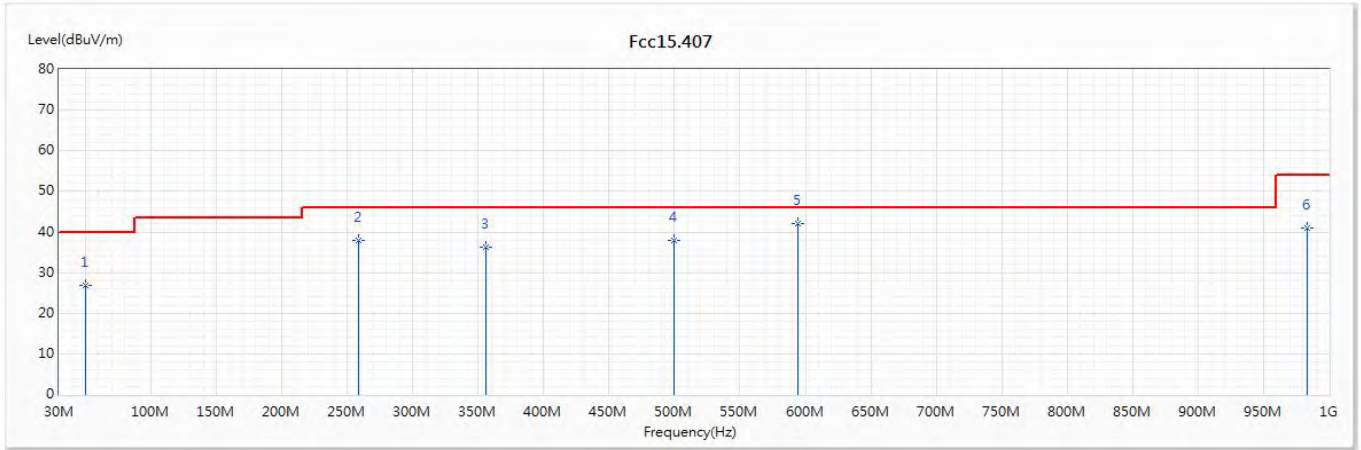
No	Frequency (MHz)	Emission Level (dBuV/m)	Limit (dBuV/m)	Margin (dB)	Reading Level (dBuV)	Correct Factor (dB/m)	Detector Type
1	52.31	26.48	40.00	-13.52	37.18	-10.70	QP
2	272.5	33.00	46.00	-13.00	43.67	-10.67	QP
3	522.76	38.05	46.00	-7.95	42.64	-4.59	QP
* 4	582.9	39.07	46.00	-6.93	42.42	-3.35	QP
5	834.13	38.37	46.00	-7.63	38.38	-0.01	QP
6	967.99	40.87	54.00	-13.13	39.28	1.59	QP

Note:

1. All Readings below 1GHz are Quasi-Peak, above 1GHz are performed with peak and/or average measurements as necessary.
2. Measurement Level = Reading Level + Correct Factor.
3. Correct Factor = Antenna factor + Cable loss – Amplifier gain.
4. The emission levels of other frequencies are very lower than the limit and not show in test report.
5. No emission found between lowest internal used/generated frequency to 30MHz.

Product : Intel® Wireless-AC 9560
 Test Item : General Radiated Emission
 Test Date : 2019/12/04
 Test Mode : Mode 6 SISO B: Transmit (802.11a_6Mbps) (5580MHz)

Vertical



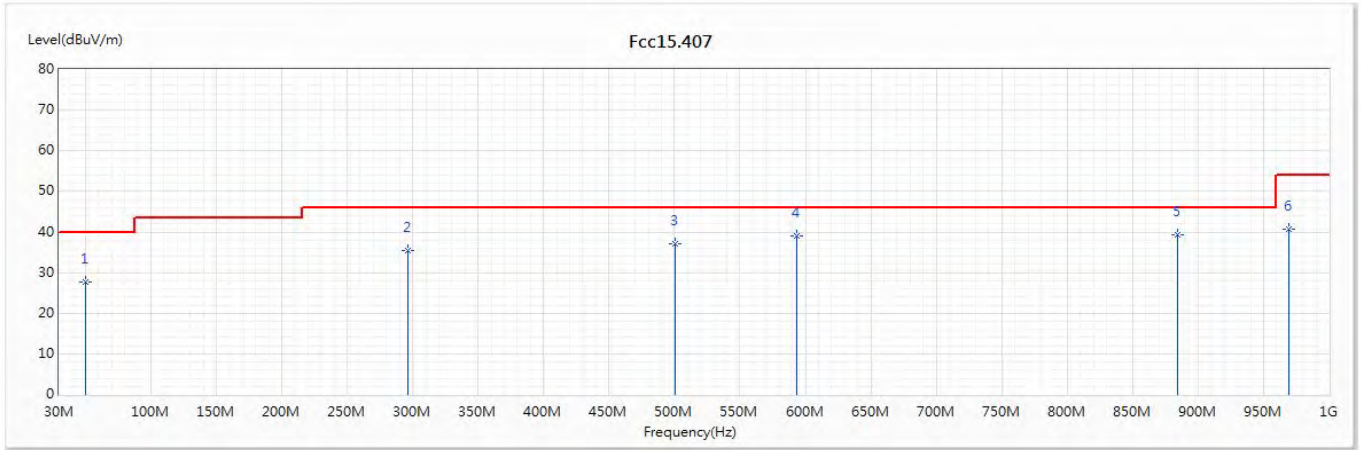
No	Frequency (MHz)	Emission Level (dBuV/m)	Limit (dBuV/m)	Margin (dB)	Reading Level (dBuV)	Correct Factor (dB/m)	Detector Type
1	50.37	26.94	40.00	-13.06	37.53	-10.59	QP
2	258.92	37.91	46.00	-8.09	49.30	-11.39	QP
3	355.92	36.14	46.00	-9.86	44.53	-8.39	QP
4	499.48	37.99	46.00	-8.01	43.16	-5.17	QP
* 5	594.54	42.19	46.00	-3.81	45.30	-3.11	QP
6	983.51	41.08	54.00	-12.92	39.22	1.86	QP

Note:

1. All Readings below 1GHz are Quasi-Peak, above 1GHz are performed with peak and/or average measurements as necessary.
2. Measurement Level = Reading Level + Correct Factor.
3. Correct Factor = Antenna factor + Cable loss – Amplifier gain.
4. The emission levels of other frequencies are very lower than the limit and not show in test report.
5. No emission found between lowest internal used/generated frequency to 30MHz.

Product : Intel® Wireless-AC 9560
 Test Item : General Radiated Emission
 Test Date : 2019/12/04
 Test Mode : Mode 6 SISO B: Transmit (802.11a_6Mbps) (5785MHz)

Horizontal



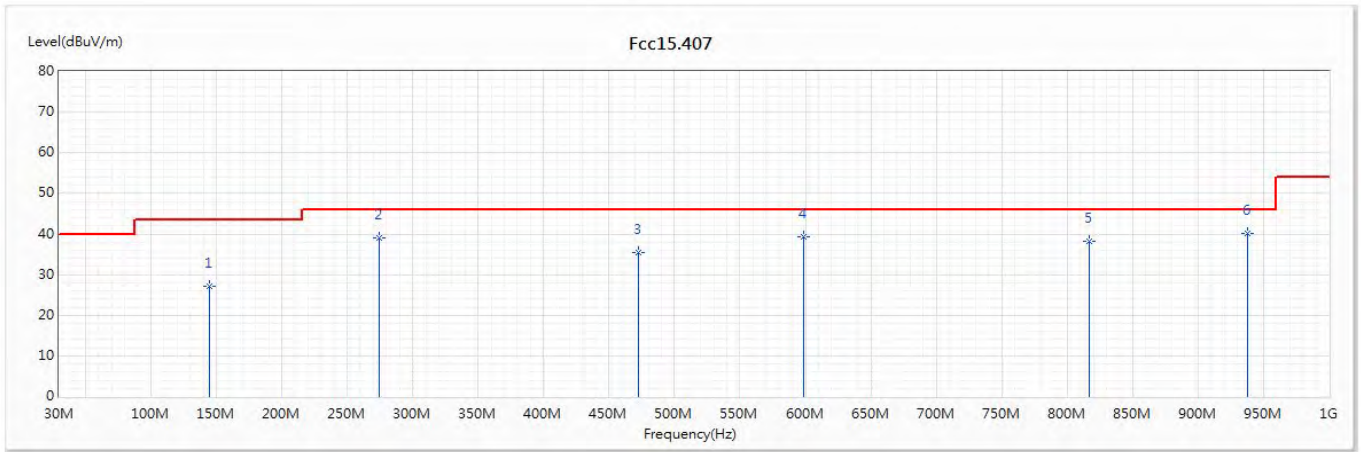
No	Frequency (MHz)	Emission Level (dBuV/m)	Limit (dBuV/m)	Margin (dB)	Reading Level (dBuV)	Correct Factor (dB/m)	Detector Type
1	50.37	27.72	40.00	-12.28	38.31	-10.59	QP
2	296.75	35.54	46.00	-10.46	45.50	-9.96	QP
3	500.45	37.20	46.00	-8.80	42.35	-5.15	QP
4	593.57	38.92	46.00	-7.08	42.05	-3.13	QP
* 5	884.57	39.33	46.00	-6.67	38.74	0.59	QP
6	968.96	40.76	54.00	-13.24	39.15	1.61	QP

Note:

1. All Readings below 1GHz are Quasi-Peak, above 1GHz are performed with peak and/or average measurements as necessary.
2. Measurement Level = Reading Level + Correct Factor.
3. Correct Factor = Antenna factor + Cable loss – Amplifier gain.
4. The emission levels of other frequencies are very lower than the limit and not show in test report.
5. No emission found between lowest internal used/generated frequency to 30MHz.

Product : Intel® Wireless-AC 9560
 Test Item : General Radiated Emission
 Test Date : 2019/12/04
 Test Mode : Mode 6 SISO B: Transmit (802.11a_6Mbps) (5785MHz)

Vertical



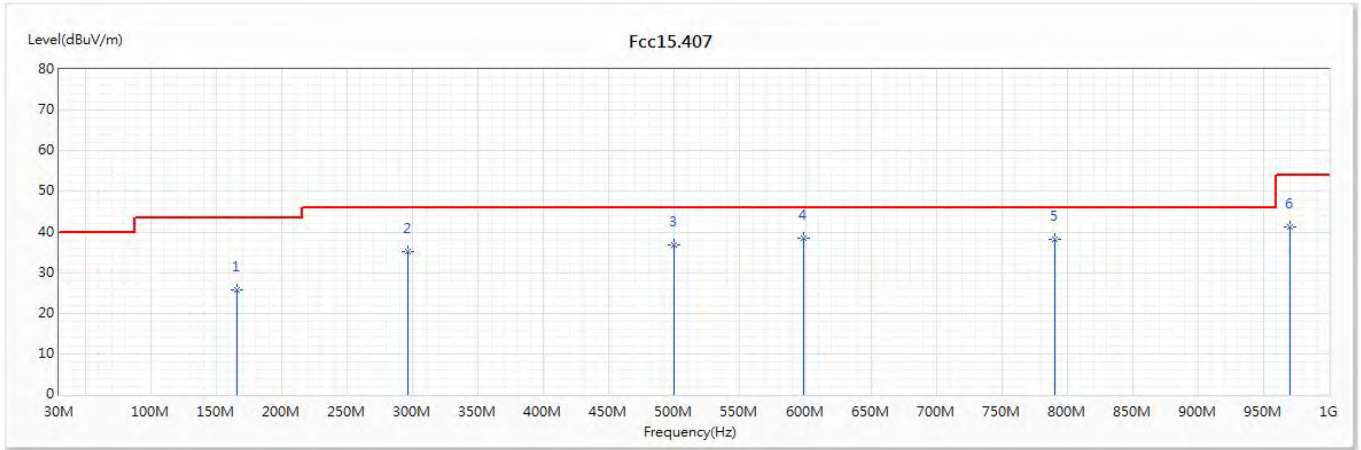
No	Frequency (MHz)	Emission Level (dBuV/m)	Limit (dBuV/m)	Margin (dB)	Reading Level (dBuV)	Correct Factor (dB/m)	Detector Type
1	144.46	27.15	43.50	-16.35	38.13	-10.98	QP
2	274.44	39.06	46.00	-6.94	49.61	-10.55	QP
3	472.32	35.32	46.00	-10.68	40.98	-5.66	QP
4	598.42	39.32	46.00	-6.68	42.42	-3.10	QP
5	816.67	38.28	46.00	-7.72	38.61	-0.33	QP
* 6	937.92	40.04	46.00	-5.96	38.85	1.19	QP

Note:

1. All Readings below 1GHz are Quasi-Peak, above 1GHz are performed with peak and/or average measurements as necessary.
2. Measurement Level = Reading Level + Correct Factor.
3. Correct Factor = Antenna factor + Cable loss – Amplifier gain.
4. The emission levels of other frequencies are very lower than the limit and not show in test report.
5. No emission found between lowest internal used/generated frequency to 30MHz.

Product : Intel® Wireless-AC 9560
 Test Item : General Radiated Emission
 Test Date : 2019/12/04
 Test Mode : Mode 7 SISO B: Transmit (802.11n-20BW_7.2Mbps) (5220MHz)

Horizontal



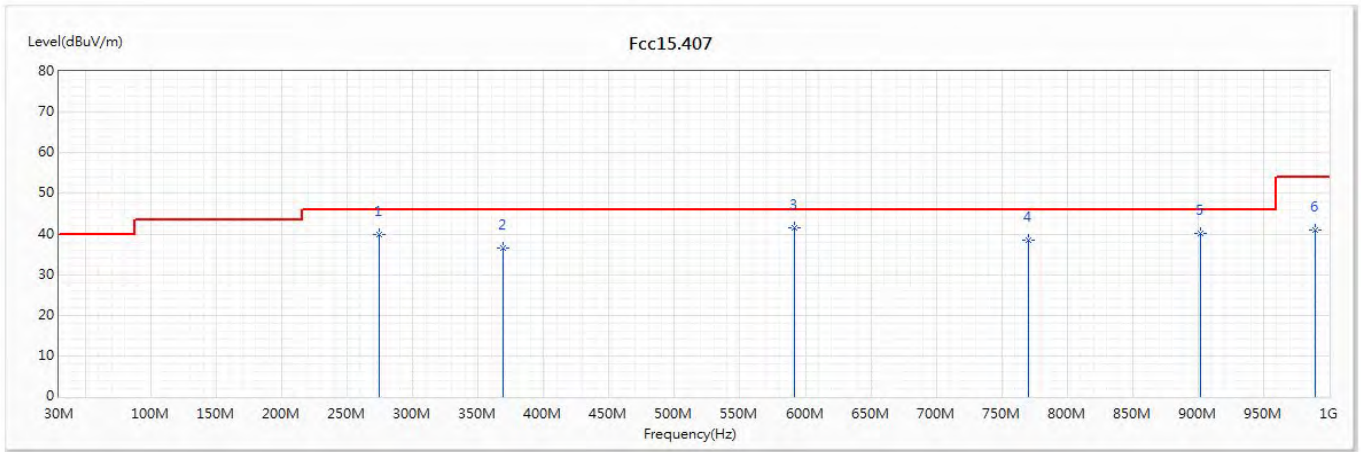
No	Frequency (MHz)	Emission Level (dBuV/m)	Limit (dBuV/m)	Margin (dB)	Reading Level (dBuV)	Correct Factor (dB/m)	Detector Type
1	165.8	25.77	43.50	-17.73	36.64	-10.87	QP
2	296.75	35.23	46.00	-10.77	45.19	-9.96	QP
3	499.48	36.73	46.00	-9.27	41.90	-5.17	QP
* 4	598.42	38.54	46.00	-7.46	41.64	-3.10	QP
5	790.48	38.24	46.00	-7.76	38.80	-0.56	QP
6	969.93	41.19	54.00	-12.81	39.56	1.63	QP

Note:

1. All Readings below 1GHz are Quasi-Peak, above 1GHz are performed with peak and/or average measurements as necessary.
2. Measurement Level = Reading Level + Correct Factor.
3. Correct Factor = Antenna factor + Cable loss – Amplifier gain.
4. The emission levels of other frequencies are very lower than the limit and not show in test report.
5. No emission found between lowest internal used/generated frequency to 30MHz.

Product : Intel® Wireless-AC 9560
 Test Item : General Radiated Emission
 Test Date : 2019/12/04
 Test Mode : Mode 7 SISO B: Transmit (802.11n-20BW_7.2Mbps) (5220MHz)

Vertical



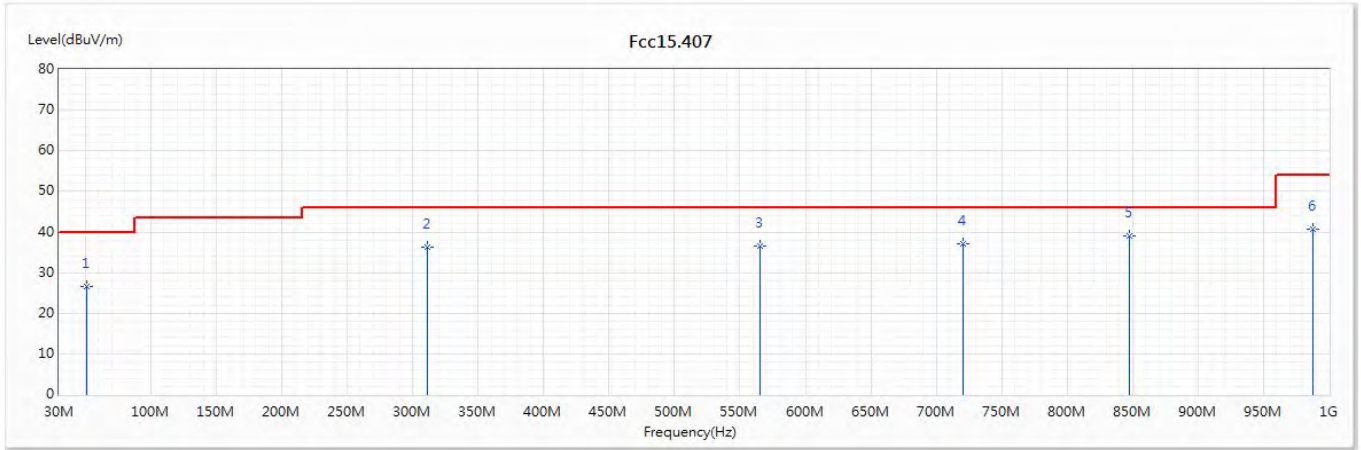
No	Frequency (MHz)	Emission Level (dBuV/m)	Limit (dBuV/m)	Margin (dB)	Reading Level (dBuV)	Correct Factor (dB/m)	Detector Type
1	274.44	40.00	46.00	-6.00	50.55	-10.55	QP
2	369.5	36.44	46.00	-9.56	44.45	-8.01	QP
* 3	591.63	41.52	46.00	-4.48	44.69	-3.17	QP
4	770.11	38.45	46.00	-7.55	39.25	-0.80	QP
5	902.03	40.23	46.00	-5.77	39.46	0.77	QP
6	989.33	40.98	54.00	-13.02	39.03	1.95	QP

Note:

1. All Readings below 1GHz are Quasi-Peak, above 1GHz are performed with peak and/or average measurements as necessary.
2. Measurement Level = Reading Level + Correct Factor.
3. Correct Factor = Antenna factor + Cable loss – Amplifier gain.
4. The emission levels of other frequencies are very lower than the limit and not show in test report.
5. No emission found between lowest internal used/generated frequency to 30MHz.

Product : Intel® Wireless-AC 9560
 Test Item : General Radiated Emission
 Test Date : 2019/12/04
 Test Mode : Mode 7 SISO B: Transmit (802.11n-20BW_7.2Mbps) (5300MHz)

Horizontal



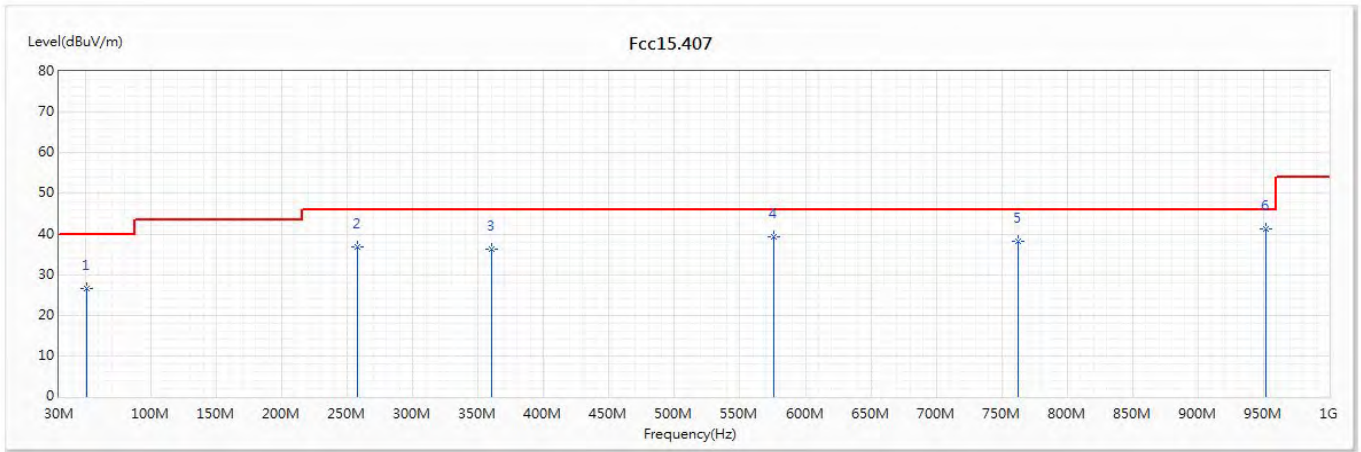
No	Frequency (MHz)	Emission Level (dBuV/m)	Limit (dBuV/m)	Margin (dB)	Reading Level (dBuV)	Correct Factor (dB/m)	Detector Type
1	51.34	26.62	40.00	-13.38	37.23	-10.61	QP
2	311.3	36.31	46.00	-9.69	45.85	-9.54	QP
3	565.44	36.60	46.00	-9.40	40.41	-3.81	QP
4	720.64	37.04	46.00	-8.96	38.52	-1.48	QP
* 5	847.71	38.95	46.00	-7.05	38.77	0.18	QP
6	987.39	40.82	54.00	-13.18	38.91	1.91	QP

Note:

1. All Readings below 1GHz are Quasi-Peak, above 1GHz are performed with peak and/or average measurements as necessary.
2. Measurement Level = Reading Level + Correct Factor.
3. Correct Factor = Antenna factor + Cable loss – Amplifier gain.
4. The emission levels of other frequencies are very lower than the limit and not show in test report.
5. No emission found between lowest internal used/generated frequency to 30MHz.

Product : Intel® Wireless-AC 9560
 Test Item : General Radiated Emission
 Test Date : 2019/12/04
 Test Mode : Mode 7 SISO B: Transmit (802.11n-20BW_7.2Mbps) (5300MHz)

Vertical



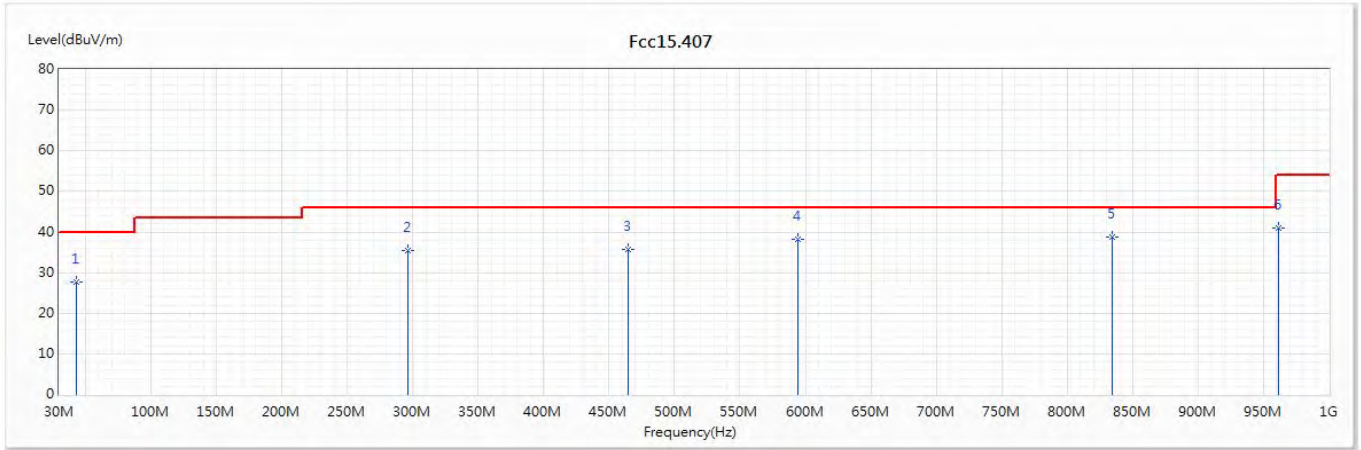
No	Frequency (MHz)	Emission Level (dBuV/m)	Limit (dBuV/m)	Margin (dB)	Reading Level (dBuV)	Correct Factor (dB/m)	Detector Type
1	51.34	26.47	40.00	-13.53	37.08	-10.61	QP
2	257.95	36.91	46.00	-9.09	48.32	-11.41	QP
3	360.77	36.20	46.00	-9.80	44.48	-8.28	QP
4	576.11	39.21	46.00	-6.79	42.70	-3.49	QP
5	762.35	38.29	46.00	-7.71	39.16	-0.87	QP
* 6	951.5	41.32	46.00	-4.68	39.98	1.34	QP

Note:

1. All Readings below 1GHz are Quasi-Peak, above 1GHz are performed with peak and/or average measurements as necessary.
2. Measurement Level = Reading Level + Correct Factor.
3. Correct Factor = Antenna factor + Cable loss – Amplifier gain.
4. The emission levels of other frequencies are very lower than the limit and not show in test report.
5. No emission found between lowest internal used/generated frequency to 30MHz.

Product : Intel® Wireless-AC 9560
 Test Item : General Radiated Emission
 Test Date : 2019/12/04
 Test Mode : Mode 7 SISO B: Transmit (802.11n-20BW_7.2Mbps) (5580MHz)

Horizontal



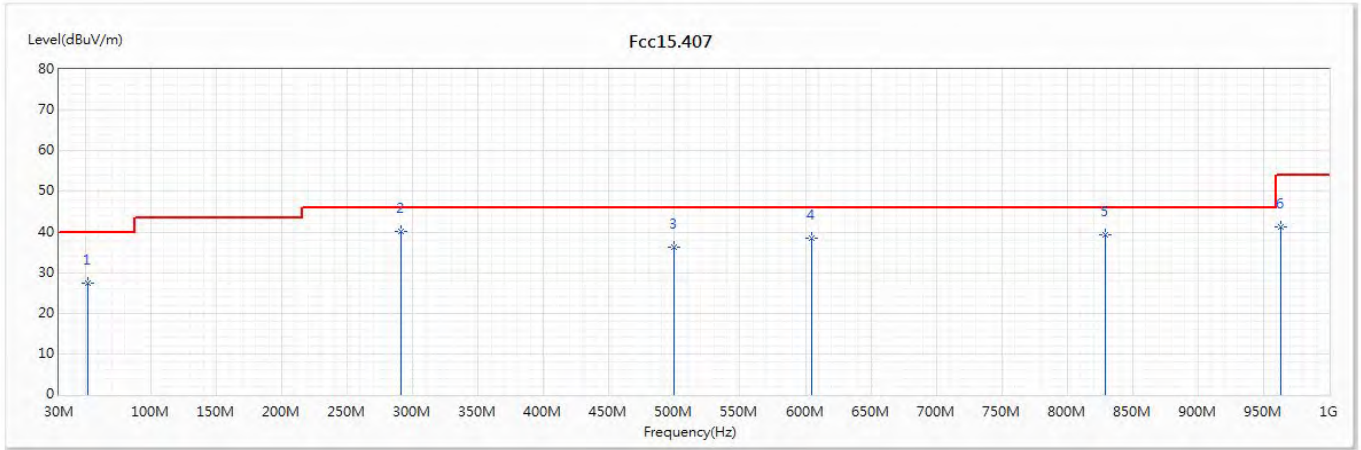
No	Frequency (MHz)	Emission Level (dBuV/m)	Limit (dBuV/m)	Margin (dB)	Reading Level (dBuV)	Correct Factor (dB/m)	Detector Type
1	43.58	27.58	40.00	-12.42	38.25	-10.67	QP
2	296.75	35.49	46.00	-10.51	45.45	-9.96	QP
3	464.56	35.59	46.00	-10.41	41.39	-5.80	QP
4	594.54	38.19	46.00	-7.81	41.30	-3.11	QP
* 5	834.13	38.72	46.00	-7.28	38.73	-0.01	QP
6	961.2	40.99	54.00	-13.01	39.47	1.52	QP

Note:

1. All Readings below 1GHz are Quasi-Peak, above 1GHz are performed with peak and/or average measurements as necessary.
2. Measurement Level = Reading Level + Correct Factor.
3. Correct Factor = Antenna factor + Cable loss – Amplifier gain.
4. The emission levels of other frequencies are very lower than the limit and not show in test report.
5. No emission found between lowest internal used/generated frequency to 30MHz.

Product : Intel® Wireless-AC 9560
 Test Item : General Radiated Emission
 Test Date : 2019/12/04
 Test Mode : Mode 7 SISO B: Transmit (802.11n-20BW_7.2Mbps) (5580MHz)

Vertical



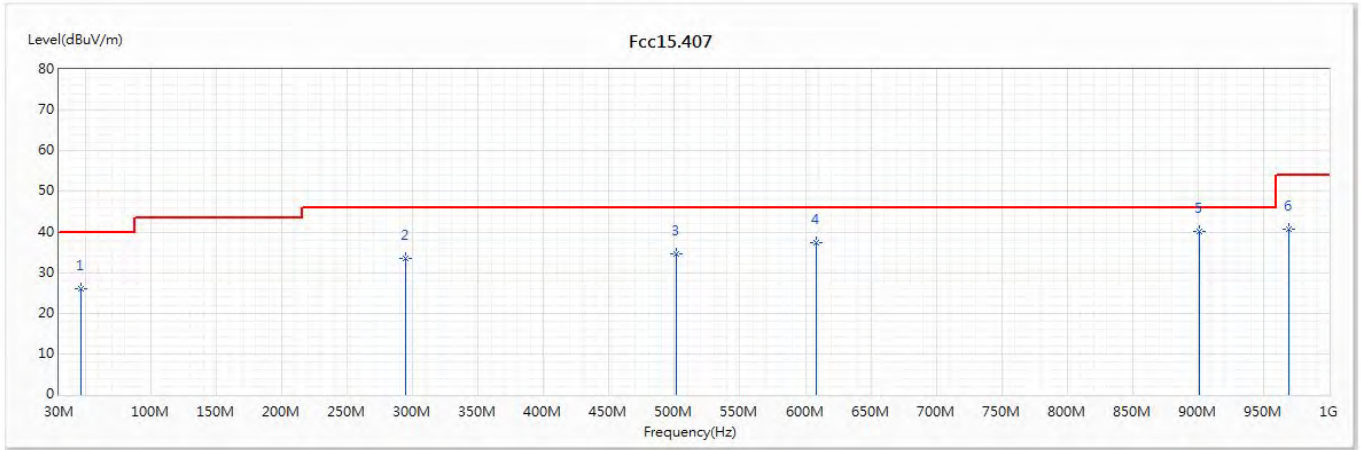
No	Frequency (MHz)	Emission Level (dBuV/m)	Limit (dBuV/m)	Margin (dB)	Reading Level (dBuV)	Correct Factor (dB/m)	Detector Type
1	52.31	27.41	40.00	-12.59	38.11	-10.70	QP
* 2	290.93	40.13	46.00	-5.87	50.18	-10.05	QP
3	499.48	36.38	46.00	-9.62	41.55	-5.17	QP
4	605.21	38.45	46.00	-7.55	41.55	-3.10	QP
5	829.28	39.21	46.00	-6.79	39.32	-0.11	QP
6	963.14	41.21	54.00	-12.79	39.69	1.52	QP

Note:

1. All Readings below 1GHz are Quasi-Peak, above 1GHz are performed with peak and/or average measurements as necessary.
2. Measurement Level = Reading Level + Correct Factor.
3. Correct Factor = Antenna factor + Cable loss – Amplifier gain.
4. The emission levels of other frequencies are very lower than the limit and not show in test report.
5. No emission found between lowest internal used/generated frequency to 30MHz.

Product : Intel® Wireless-AC 9560
 Test Item : General Radiated Emission
 Test Date : 2019/12/04
 Test Mode : Mode 7 SISO B: Transmit (802.11n-20BW_7.2Mbps) (5785MHz)

Horizontal



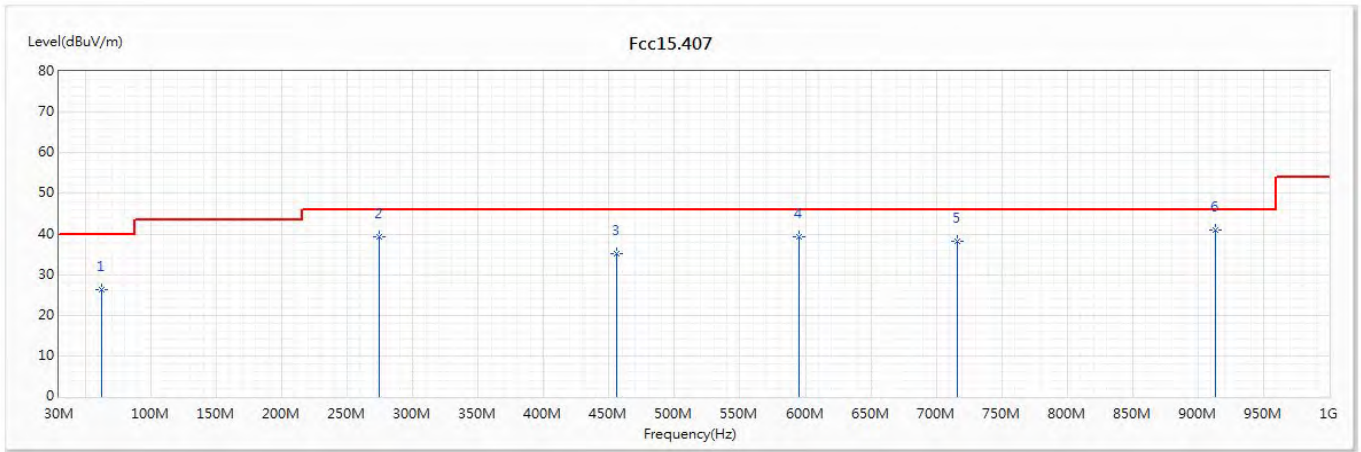
No	Frequency (MHz)	Emission Level (dBuV/m)	Limit (dBuV/m)	Margin (dB)	Reading Level (dBuV)	Correct Factor (dB/m)	Detector Type
1	46.49	25.93	40.00	-14.07	36.49	-10.56	QP
2	294.81	33.61	46.00	-12.39	43.65	-10.04	QP
3	501.42	34.74	46.00	-11.26	39.87	-5.13	QP
4	608.12	37.47	46.00	-8.53	40.57	-3.10	QP
* 5	901.06	40.17	46.00	-5.83	39.42	0.75	QP
6	968.96	40.76	54.00	-13.24	39.15	1.61	QP

Note:

1. All Readings below 1GHz are Quasi-Peak, above 1GHz are performed with peak and/or average measurements as necessary.
2. Measurement Level = Reading Level + Correct Factor.
3. Correct Factor = Antenna factor + Cable loss – Amplifier gain.
4. The emission levels of other frequencies are very lower than the limit and not show in test report.
5. No emission found between lowest internal used/generated frequency to 30MHz.

Product : Intel® Wireless-AC 9560
 Test Item : General Radiated Emission
 Test Date : 2019/12/04
 Test Mode : Mode 7 SISO B: Transmit (802.11n-20BW_7.2Mbps) (5785MHz)

Vertical



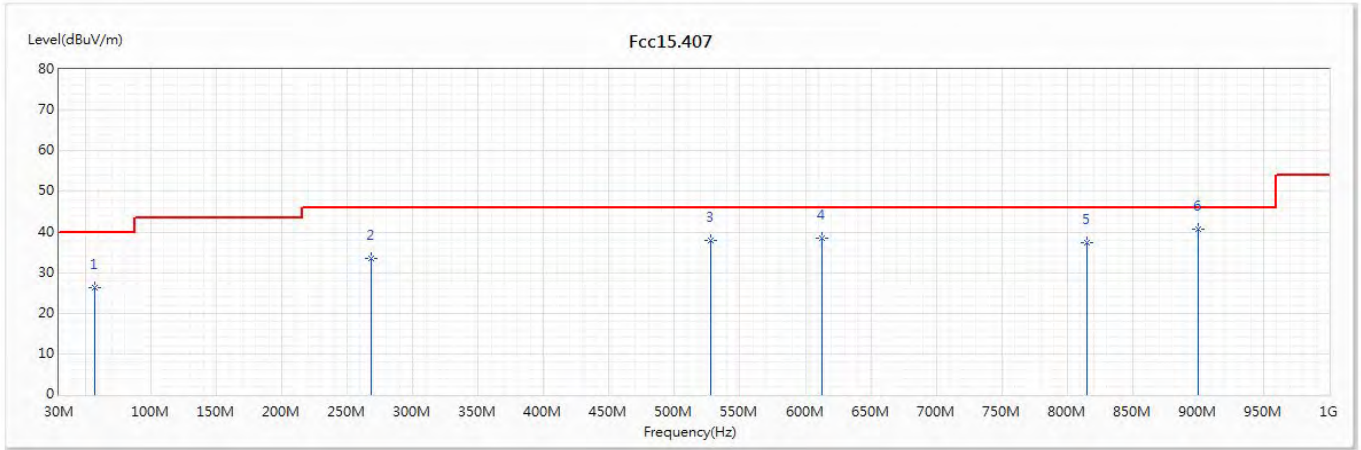
No	Frequency (MHz)	Emission Level (dBuV/m)	Limit (dBuV/m)	Margin (dB)	Reading Level (dBuV)	Correct Factor (dB/m)	Detector Type
1	62.01	26.16	40.00	-13.84	37.95	-11.79	QP
2	274.44	39.27	46.00	-6.73	49.82	-10.55	QP
3	455.83	35.25	46.00	-10.75	41.25	-6.00	QP
4	595.51	39.28	46.00	-6.72	42.39	-3.11	QP
5	715.79	38.28	46.00	-7.72	39.85	-1.57	QP
* 6	913.67	41.02	46.00	-4.98	40.07	0.95	QP

Note:

1. All Readings below 1GHz are Quasi-Peak, above 1GHz are performed with peak and/or average measurements as necessary.
2. Measurement Level = Reading Level + Correct Factor.
3. Correct Factor = Antenna factor + Cable loss – Amplifier gain.
4. The emission levels of other frequencies are very lower than the limit and not show in test report.
5. No emission found between lowest internal used/generated frequency to 30MHz.

Product : Intel® Wireless-AC 9560
 Test Item : General Radiated Emission
 Test Date : 2019/12/04
 Test Mode : Mode 8 SISO B: Transmit (802.11n-40BW_15Mbps) (5230MHz)

Horizontal



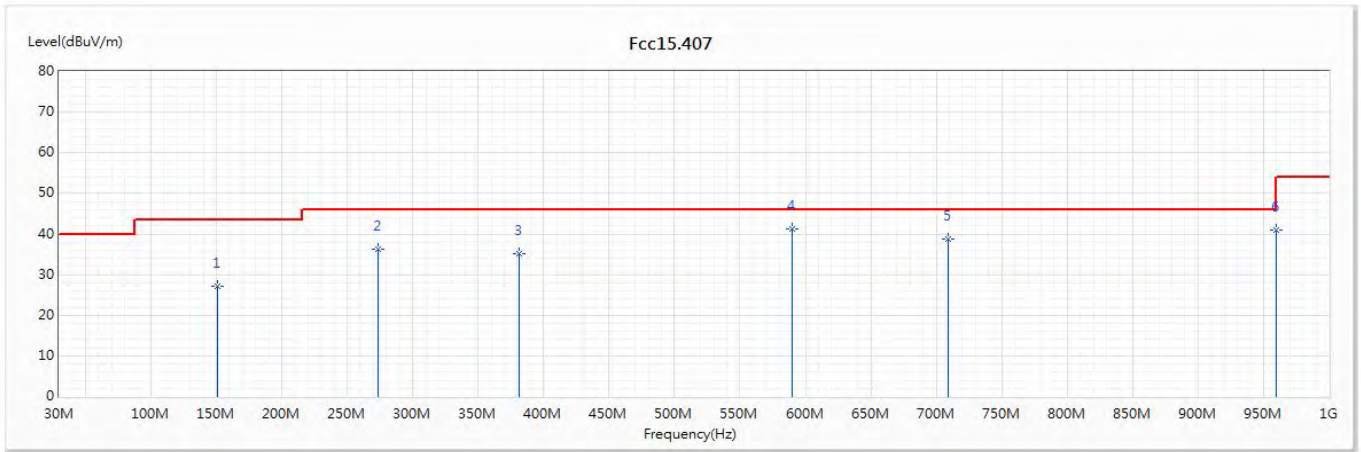
No	Frequency (MHz)	Emission Level (dBuV/m)	Limit (dBuV/m)	Margin (dB)	Reading Level (dBuV)	Correct Factor (dB/m)	Detector Type
1	57.16	26.30	40.00	-13.70	37.36	-11.06	QP
2	268.62	33.44	46.00	-12.56	44.35	-10.91	QP
3	527.61	37.80	46.00	-8.20	42.34	-4.54	QP
4	612.97	38.45	46.00	-7.55	41.54	-3.09	QP
5	814.73	37.29	46.00	-8.71	37.63	-0.34	QP
* 6	900.09	40.78	46.00	-5.22	40.05	0.73	QP

Note:

1. All Readings below 1GHz are Quasi-Peak, above 1GHz are performed with peak and/or average measurements as necessary.
2. Measurement Level = Reading Level + Correct Factor.
3. Correct Factor = Antenna factor + Cable loss – Amplifier gain.
4. The emission levels of other frequencies are very lower than the limit and not show in test report.
5. No emission found between lowest internal used/generated frequency to 30MHz.

Product : Intel® Wireless-AC 9560
 Test Item : General Radiated Emission
 Test Date : 2019/12/04
 Test Mode : Mode 8 SISO B: Transmit (802.11n-40BW_15Mbps) (5230MHz)

Vertical



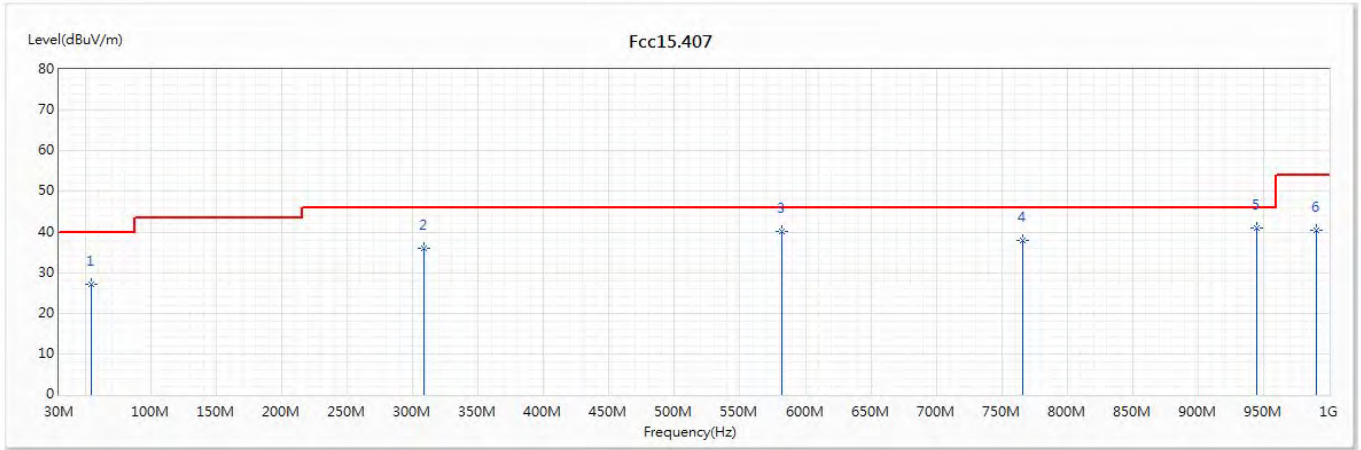
No	Frequency (MHz)	Emission Level (dBuV/m)	Limit (dBuV/m)	Margin (dB)	Reading Level (dBuV)	Correct Factor (dB/m)	Detector Type
1	151.25	27.03	43.50	-16.47	37.78	-10.75	QP
2	273.47	36.24	46.00	-9.76	46.85	-10.61	QP
3	381.14	35.28	46.00	-10.72	42.92	-7.64	QP
* 4	589.69	41.28	46.00	-4.72	44.50	-3.22	QP
5	709	38.78	46.00	-7.22	40.50	-1.72	QP
6	959.26	40.92	46.00	-5.08	39.41	1.51	QP

Note:

1. All Readings below 1GHz are Quasi-Peak, above 1GHz are performed with peak and/or average measurements as necessary.
2. Measurement Level = Reading Level + Correct Factor.
3. Correct Factor = Antenna factor + Cable loss – Amplifier gain.
4. The emission levels of other frequencies are very lower than the limit and not show in test report.
5. No emission found between lowest internal used/generated frequency to 30MHz.

Product : Intel® Wireless-AC 9560
 Test Item : General Radiated Emission
 Test Date : 2019/12/04
 Test Mode : Mode 8 SISO B: Transmit (802.11n-40BW_15Mbps) (5310MHz)

Horizontal



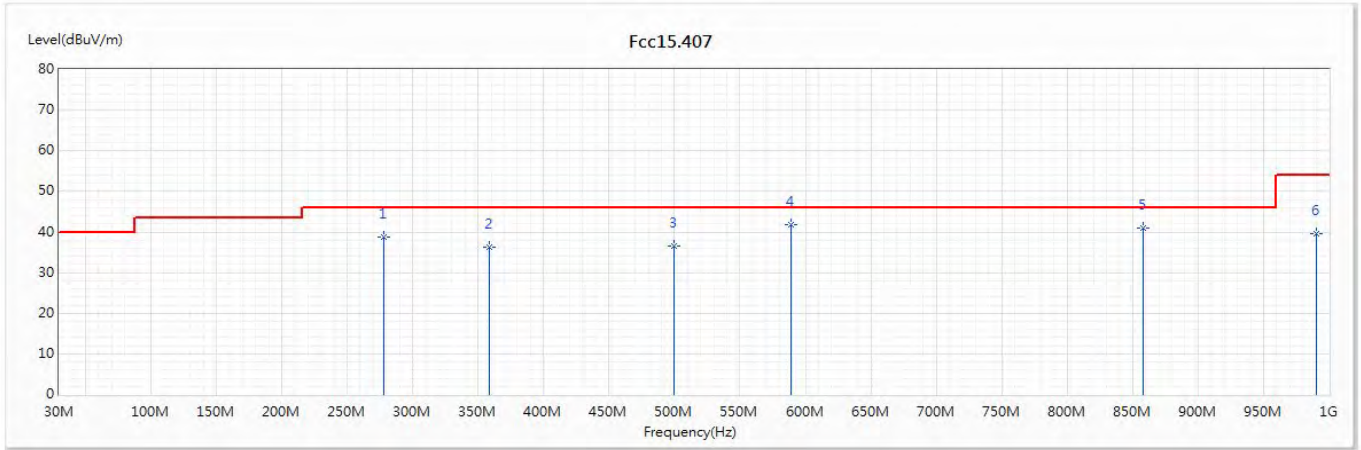
No	Frequency (MHz)	Emission Level (dBuV/m)	Limit (dBuV/m)	Margin (dB)	Reading Level (dBuV)	Correct Factor (dB/m)	Detector Type
1	54.25	27.09	40.00	-12.91	37.89	-10.80	QP
2	308.39	36.07	46.00	-9.93	45.70	-9.63	QP
3	581.93	40.04	46.00	-5.96	43.41	-3.37	QP
4	766.23	37.81	46.00	-8.19	38.62	-0.81	QP
* 5	944.71	40.96	46.00	-5.04	39.67	1.29	QP
6	990.3	40.41	54.00	-13.59	38.44	1.97	QP

Note:

1. All Readings below 1GHz are Quasi-Peak, above 1GHz are performed with peak and/or average measurements as necessary.
2. Measurement Level = Reading Level + Correct Factor.
3. Correct Factor = Antenna factor + Cable loss – Amplifier gain.
4. The emission levels of other frequencies are very lower than the limit and not show in test report.
5. No emission found between lowest internal used/generated frequency to 30MHz.

Product : Intel® Wireless-AC 9560
 Test Item : General Radiated Emission
 Test Date : 2019/12/04
 Test Mode : Mode 8 SISO B: Transmit (802.11n-40BW_15Mbps) (5310MHz)

Vertical



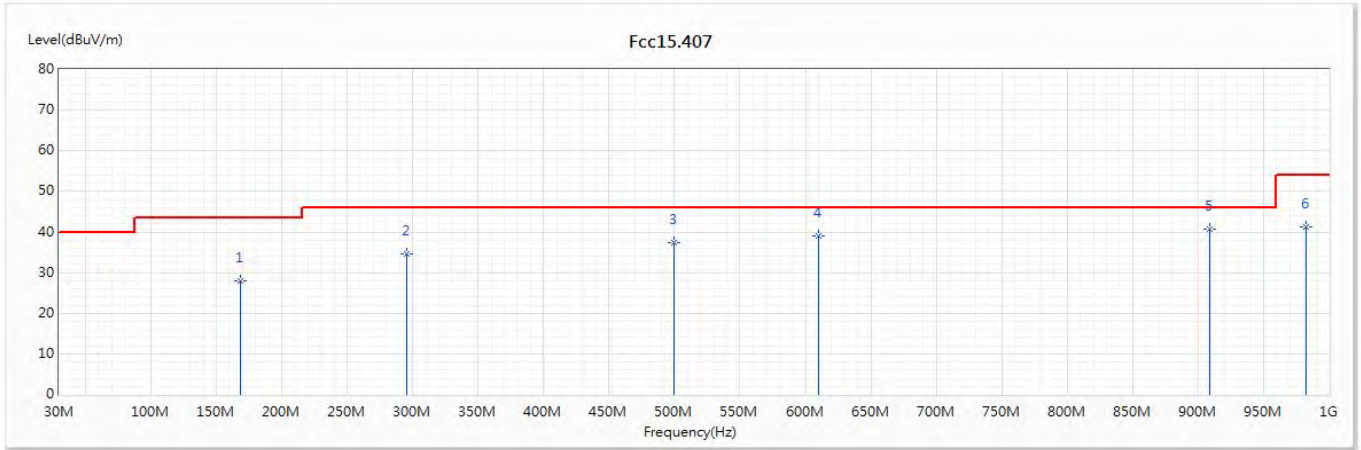
No	Frequency (MHz)	Emission Level (dBuV/m)	Limit (dBuV/m)	Margin (dB)	Reading Level (dBuV)	Correct Factor (dB/m)	Detector Type
1	278.32	38.81	46.00	-7.19	49.18	-10.37	QP
2	358.83	36.40	46.00	-9.60	44.72	-8.32	QP
3	499.48	36.61	46.00	-9.39	41.78	-5.17	QP
* 4	588.72	41.91	46.00	-4.09	45.15	-3.24	QP
5	858.38	41.07	46.00	-4.93	40.72	0.35	QP
6	990.3	39.71	54.00	-14.29	37.74	1.97	QP

Note:

1. All Readings below 1GHz are Quasi-Peak, above 1GHz are performed with peak and/or average measurements as necessary.
2. Measurement Level = Reading Level + Correct Factor.
3. Correct Factor = Antenna factor + Cable loss – Amplifier gain.
4. The emission levels of other frequencies are very lower than the limit and not show in test report.
5. No emission found between lowest internal used/generated frequency to 30MHz.

Product : Intel® Wireless-AC 9560
 Test Item : General Radiated Emission
 Test Date : 2019/12/04
 Test Mode : Mode 8 SISO B: Transmit (802.11n-40BW_15Mbps) (5550MHz)

Horizontal



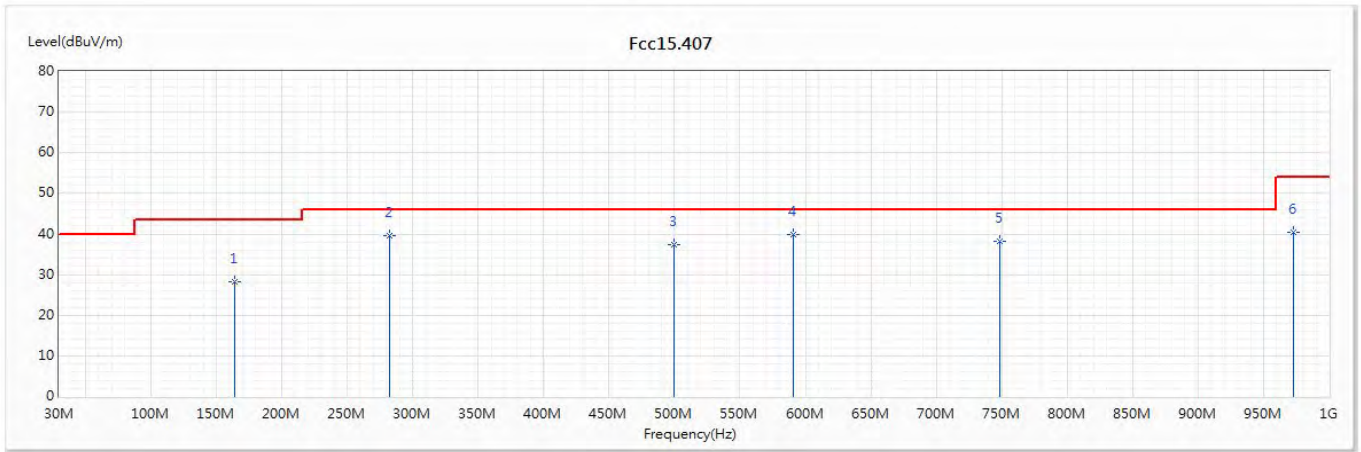
No	Frequency (MHz)	Emission Level (dBuV/m)	Limit (dBuV/m)	Margin (dB)	Reading Level (dBuV)	Correct Factor (dB/m)	Detector Type
1	168.71	27.99	43.50	-15.51	39.01	-11.02	QP
2	295.78	34.72	46.00	-11.28	44.73	-10.01	QP
3	499.48	37.33	46.00	-8.67	42.50	-5.17	QP
4	610.06	38.94	46.00	-7.06	42.03	-3.09	QP
* 5	908.82	40.72	46.00	-5.28	39.80	0.92	QP
6	982.54	41.26	54.00	-12.74	39.41	1.85	QP

Note:

1. All Readings below 1GHz are Quasi-Peak, above 1GHz are performed with peak and/or average measurements as necessary.
2. Measurement Level = Reading Level + Correct Factor.
3. Correct Factor = Antenna factor + Cable loss – Amplifier gain.
4. The emission levels of other frequencies are very lower than the limit and not show in test report.
5. No emission found between lowest internal used/generated frequency to 30MHz.

Product : Intel® Wireless-AC 9560
 Test Item : General Radiated Emission
 Test Date : 2019/12/04
 Test Mode : Mode 8 SISO B: Transmit (802.11n-40BW_15Mbps) (5550MHz)

Vertical



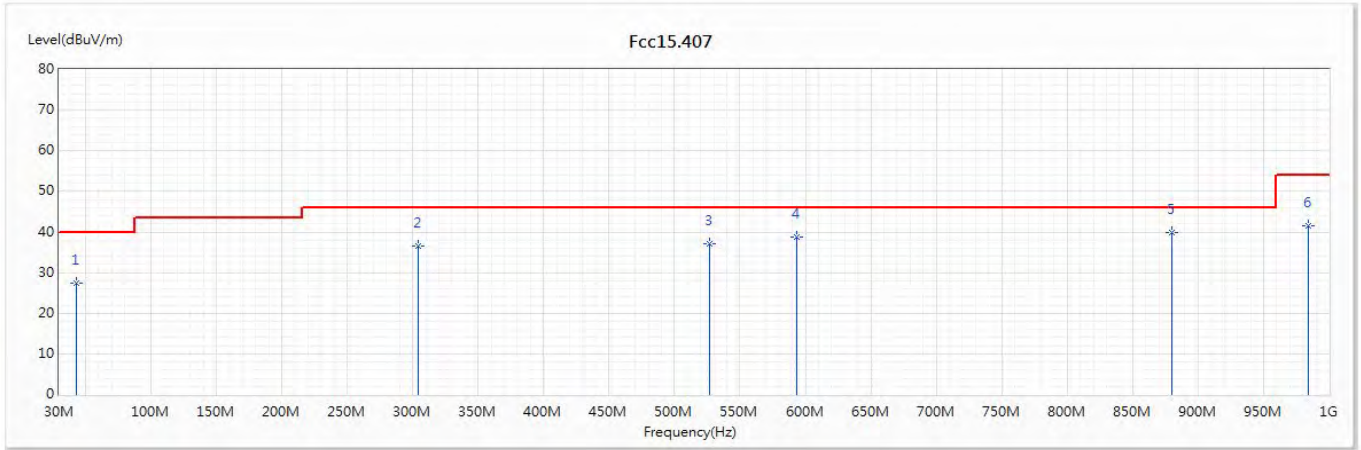
No	Frequency (MHz)	Emission Level (dBuV/m)	Limit (dBuV/m)	Margin (dB)	Reading Level (dBuV)	Correct Factor (dB/m)	Detector Type
1	163.86	28.13	43.50	-15.37	39.00	-10.87	QP
2	282.2	39.55	46.00	-6.45	49.79	-10.24	QP
3	499.48	37.25	46.00	-8.75	42.42	-5.17	QP
* 4	590.66	39.92	46.00	-6.08	43.12	-3.20	QP
5	748.77	38.31	46.00	-7.69	39.37	-1.06	QP
6	972.84	40.41	54.00	-13.59	38.71	1.70	QP

Note:

1. All Readings below 1GHz are Quasi-Peak, above 1GHz are performed with peak and/or average measurements as necessary.
2. Measurement Level = Reading Level + Correct Factor.
3. Correct Factor = Antenna factor + Cable loss – Amplifier gain.
4. The emission levels of other frequencies are very lower than the limit and not show in test report.
5. No emission found between lowest internal used/generated frequency to 30MHz.

Product : Intel® Wireless-AC 9560
 Test Item : General Radiated Emission
 Test Date : 2019/12/04
 Test Mode : Mode 8 SISO B: Transmit (802.11n-40BW_15Mbps) (5795MHz)

Horizontal



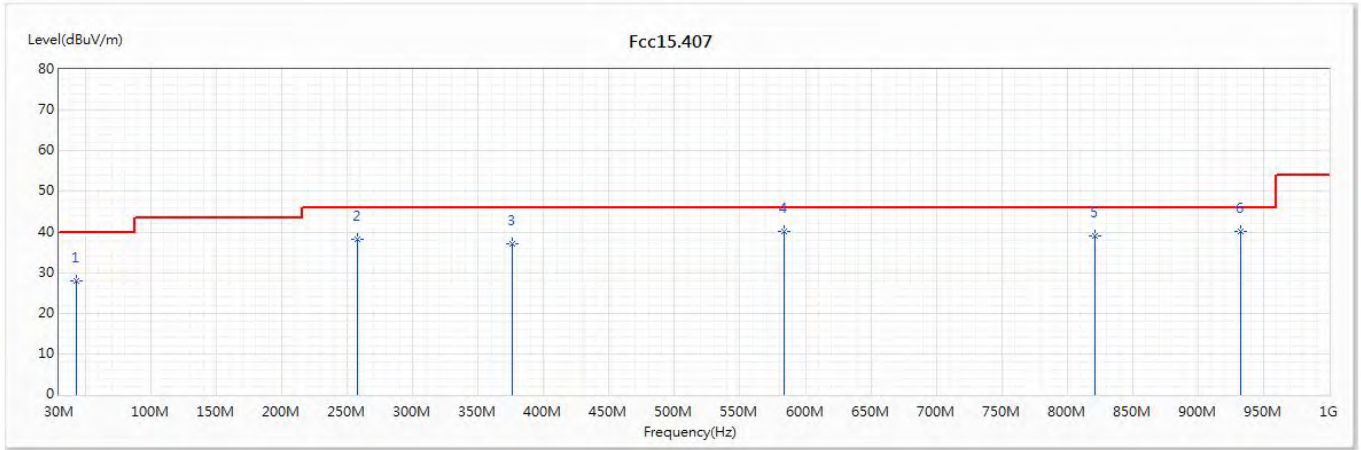
No	Frequency (MHz)	Emission Level (dBuV/m)	Limit (dBuV/m)	Margin (dB)	Reading Level (dBuV)	Correct Factor (dB/m)	Detector Type
1	43.58	27.33	40.00	-12.67	38.00	-10.67	QP
2	304.51	36.56	46.00	-9.44	46.28	-9.72	QP
3	526.64	37.00	46.00	-9.00	41.54	-4.54	QP
4	593.57	38.89	46.00	-7.11	42.02	-3.13	QP
* 5	879.72	39.86	46.00	-6.14	39.37	0.49	QP
6	984.48	41.47	54.00	-12.53	39.61	1.86	QP

Note:

1. All Readings below 1GHz are Quasi-Peak, above 1GHz are performed with peak and/or average measurements as necessary.
2. Measurement Level = Reading Level + Correct Factor.
3. Correct Factor = Antenna factor + Cable loss – Amplifier gain.
4. The emission levels of other frequencies are very lower than the limit and not show in test report.
5. No emission found between lowest internal used/generated frequency to 30MHz.

Product : Intel® Wireless-AC 9560
 Test Item : General Radiated Emission
 Test Date : 2019/12/04
 Test Mode : Mode 8 SISO B: Transmit (802.11n-40BW_15Mbps) (5795MHz)

Vertical



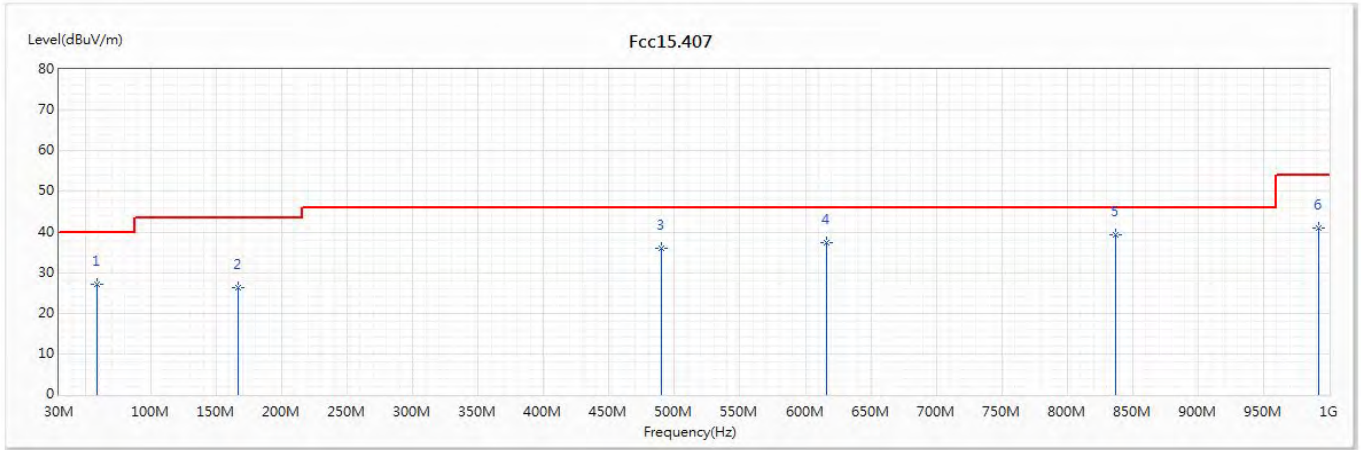
No	Frequency (MHz)	Emission Level (dBuV/m)	Limit (dBuV/m)	Margin (dB)	Reading Level (dBuV)	Correct Factor (dB/m)	Detector Type
1	43.58	28.05	40.00	-11.95	38.72	-10.67	QP
2	257.95	38.16	46.00	-7.84	49.57	-11.41	QP
3	376.29	36.98	46.00	-9.02	44.72	-7.74	QP
4	583.87	40.19	46.00	-5.81	43.52	-3.33	QP
5	821.52	38.92	46.00	-7.08	39.18	-0.26	QP
* 6	932.1	40.21	46.00	-5.79	39.09	1.12	QP

Note:

1. All Readings below 1GHz are Quasi-Peak, above 1GHz are performed with peak and/or average measurements as necessary.
2. Measurement Level = Reading Level + Correct Factor.
3. Correct Factor = Antenna factor + Cable loss – Amplifier gain.
4. The emission levels of other frequencies are very lower than the limit and not show in test report.
5. No emission found between lowest internal used/generated frequency to 30MHz.

Product : Intel® Wireless-AC 9560
 Test Item : General Radiated Emission
 Test Date : 2019/12/04
 Test Mode : Mode 9 SISO B: Transmit (802.11ac-80BW_32.5Mbps) (5210MHz)

Horizontal



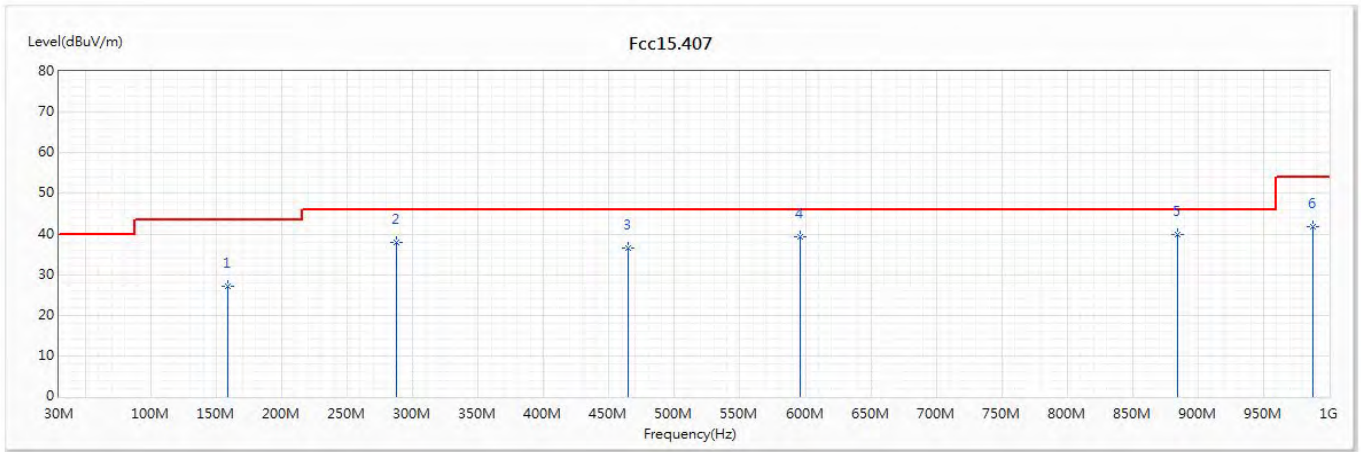
No	Frequency (MHz)	Emission Level (dBuV/m)	Limit (dBuV/m)	Margin (dB)	Reading Level (dBuV)	Correct Factor (dB/m)	Detector Type
1	59.1	27.25	40.00	-12.75	38.57	-11.32	QP
2	166.77	26.42	43.50	-17.08	37.37	-10.95	QP
3	489.78	35.87	46.00	-10.13	41.27	-5.40	QP
4	615.88	37.37	46.00	-8.63	40.46	-3.09	QP
* 5	837.04	39.32	46.00	-6.68	39.31	0.01	QP
6	992.24	40.96	54.00	-13.04	38.99	1.97	QP

Note:

1. All Readings below 1GHz are Quasi-Peak, above 1GHz are performed with peak and/or average measurements as necessary.
2. Measurement Level = Reading Level + Correct Factor.
3. Correct Factor = Antenna factor + Cable loss – Amplifier gain.
4. The emission levels of other frequencies are very lower than the limit and not show in test report.
5. No emission found between lowest internal used/generated frequency to 30MHz.

Product : Intel® Wireless-AC 9560
 Test Item : General Radiated Emission
 Test Date : 2019/12/04
 Test Mode : Mode 9 SISO B: Transmit (802.11ac-80BW_32.5Mbps) (5210MHz)

Vertical



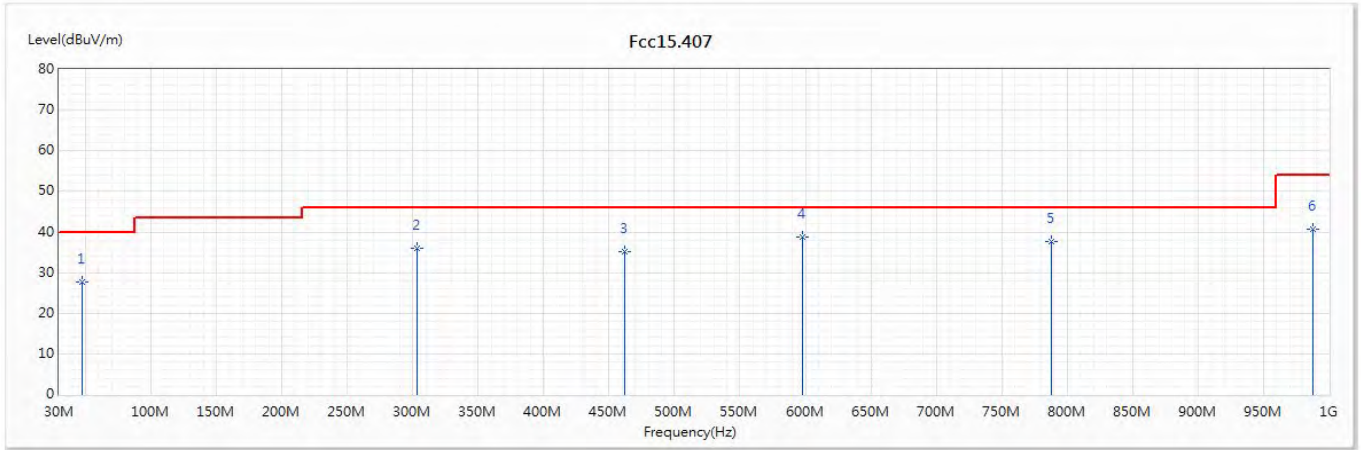
No	Frequency (MHz)	Emission Level (dBuV/m)	Limit (dBuV/m)	Margin (dB)	Reading Level (dBuV)	Correct Factor (dB/m)	Detector Type
1	159.01	27.10	43.50	-16.40	37.80	-10.70	QP
2	288.02	37.91	46.00	-8.09	48.02	-10.11	QP
3	464.56	36.49	46.00	-9.51	42.29	-5.80	QP
4	596.48	39.36	46.00	-6.64	42.47	-3.11	QP
* 5	884.57	39.74	46.00	-6.26	39.15	0.59	QP
6	987.39	41.83	54.00	-12.17	39.92	1.91	QP

Note:

1. All Readings below 1GHz are Quasi-Peak, above 1GHz are performed with peak and/or average measurements as necessary.
2. Measurement Level = Reading Level + Correct Factor.
3. Correct Factor = Antenna factor + Cable loss – Amplifier gain.
4. The emission levels of other frequencies are very lower than the limit and not show in test report.
5. No emission found between lowest internal used/generated frequency to 30MHz.

Product : Intel® Wireless-AC 9560
 Test Item : General Radiated Emission
 Test Date : 2019/12/04
 Test Mode : Mode 9 SISO B: Transmit (802.11ac-80BW_32.5Mbps) (5290MHz)

Horizontal



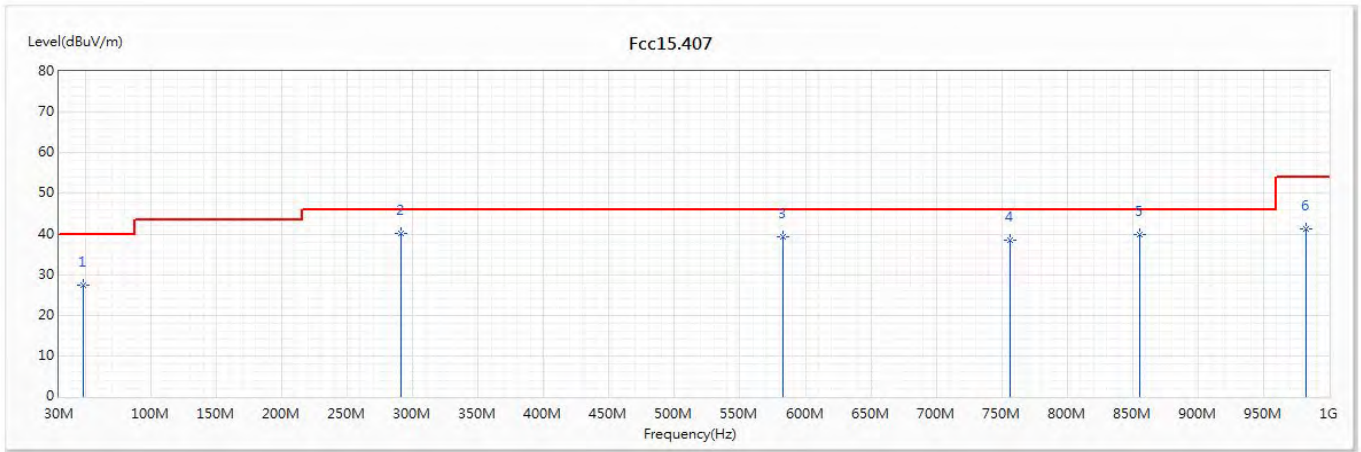
No	Frequency (MHz)	Emission Level (dBuV/m)	Limit (dBuV/m)	Margin (dB)	Reading Level (dBuV)	Correct Factor (dB/m)	Detector Type
1	47.46	27.68	40.00	-12.32	38.28	-10.60	QP
2	303.54	36.03	46.00	-9.97	45.77	-9.74	QP
3	461.65	35.21	46.00	-10.79	41.09	-5.88	QP
* 4	597.45	38.71	46.00	-7.29	41.81	-3.10	QP
5	787.57	37.70	46.00	-8.30	38.28	-0.58	QP
6	987.39	40.57	54.00	-13.43	38.66	1.91	QP

Note:

1. All Readings below 1GHz are Quasi-Peak, above 1GHz are performed with peak and/or average measurements as necessary.
2. Measurement Level = Reading Level + Correct Factor.
3. Correct Factor = Antenna factor + Cable loss – Amplifier gain.
4. The emission levels of other frequencies are very lower than the limit and not show in test report.
5. No emission found between lowest internal used/generated frequency to 30MHz.

Product : Intel® Wireless-AC 9560
 Test Item : General Radiated Emission
 Test Date : 2019/12/04
 Test Mode : Mode 9 SISO B: Transmit (802.11ac-80BW_32.5Mbps) (5290MHz)

Vertical



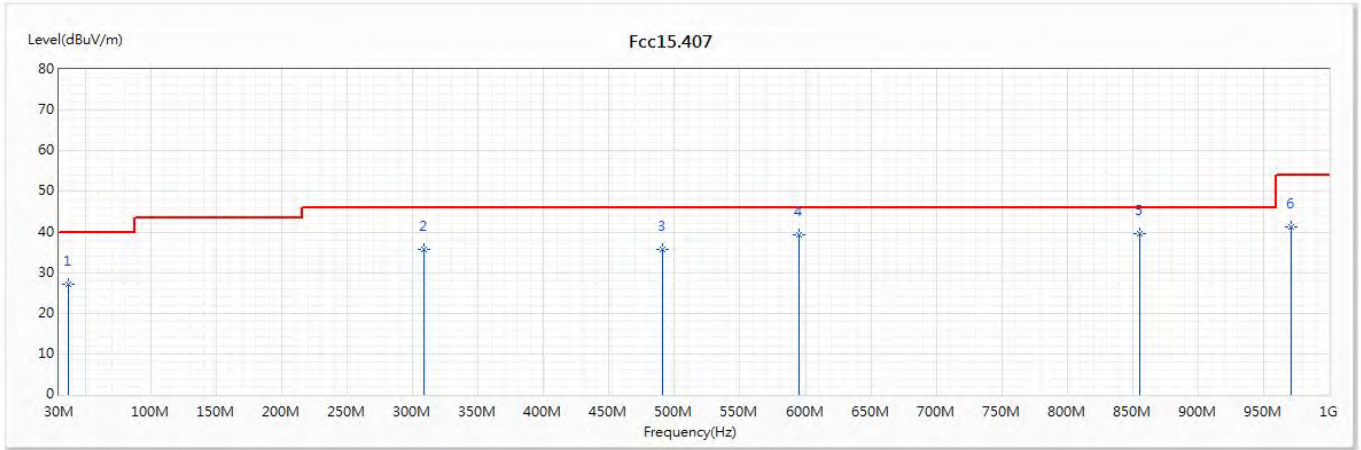
No	Frequency (MHz)	Emission Level (dBuV/m)	Limit (dBuV/m)	Margin (dB)	Reading Level (dBuV)	Correct Factor (dB/m)	Detector Type
1	48.43	27.45	40.00	-12.55	38.00	-10.55	QP
* 2	290.93	40.12	46.00	-5.88	50.17	-10.05	QP
3	582.9	39.37	46.00	-6.63	42.72	-3.35	QP
4	756.53	38.51	46.00	-7.49	39.51	-1.00	QP
5	855.47	39.94	46.00	-6.06	39.59	0.35	QP
6	982.54	41.26	54.00	-12.74	39.41	1.85	QP

Note:

1. All Readings below 1GHz are Quasi-Peak, above 1GHz are performed with peak and/or average measurements as necessary.
2. Measurement Level = Reading Level + Correct Factor.
3. Correct Factor = Antenna factor + Cable loss – Amplifier gain.
4. The emission levels of other frequencies are very lower than the limit and not show in test report.
5. No emission found between lowest internal used/generated frequency to 30MHz.

Product : Intel® Wireless-AC 9560
 Test Item : General Radiated Emission
 Test Date : 2019/12/04
 Test Mode : Mode 9 SISO B: Transmit (802.11ac-80BW_32.5Mbps) (5530MHz)

Horizontal



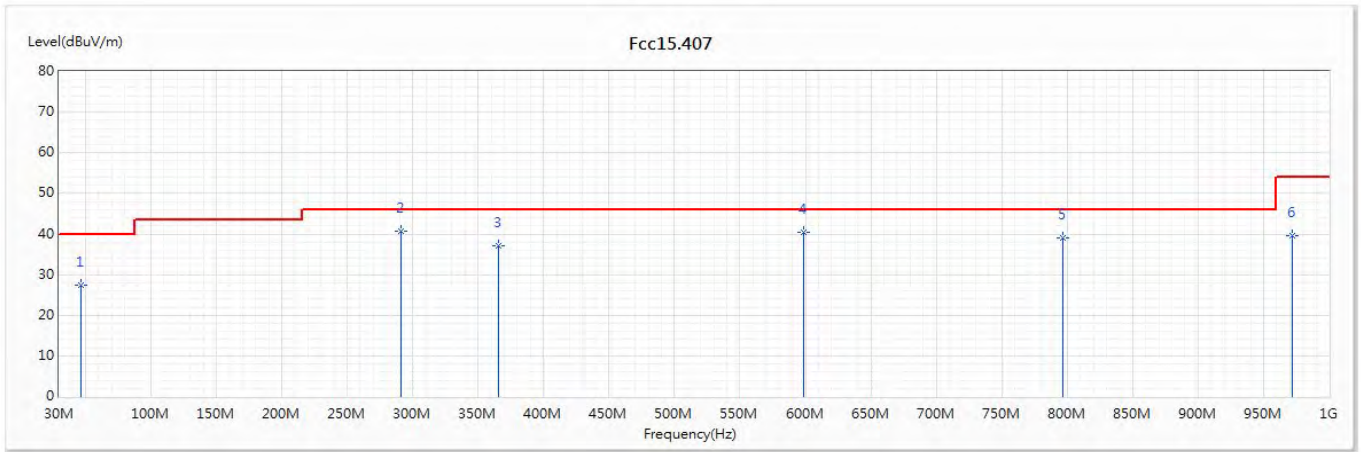
No	Frequency (MHz)	Emission Level (dBuV/m)	Limit (dBuV/m)	Margin (dB)	Reading Level (dBuV)	Correct Factor (dB/m)	Detector Type
1	36.79	27.07	40.00	-12.93	38.53	-11.46	QP
2	308.39	35.60	46.00	-10.40	45.23	-9.63	QP
3	490.75	35.83	46.00	-10.17	41.20	-5.37	QP
4	595.51	39.22	46.00	-6.78	42.33	-3.11	QP
* 5	855.47	39.62	46.00	-6.38	39.27	0.35	QP
6	970.9	41.36	54.00	-12.64	39.70	1.66	QP

Note:

1. All Readings below 1GHz are Quasi-Peak, above 1GHz are performed with peak and/or average measurements as necessary.
2. Measurement Level = Reading Level + Correct Factor.
3. Correct Factor = Antenna factor + Cable loss – Amplifier gain.
4. The emission levels of other frequencies are very lower than the limit and not show in test report.
5. No emission found between lowest internal used/generated frequency to 30MHz.

Product : Intel® Wireless-AC 9560
 Test Item : General Radiated Emission
 Test Date : 2019/12/04
 Test Mode : Mode 9 SISO B: Transmit (802.11ac-80BW_32.5Mbps) (5530MHz)

Vertical



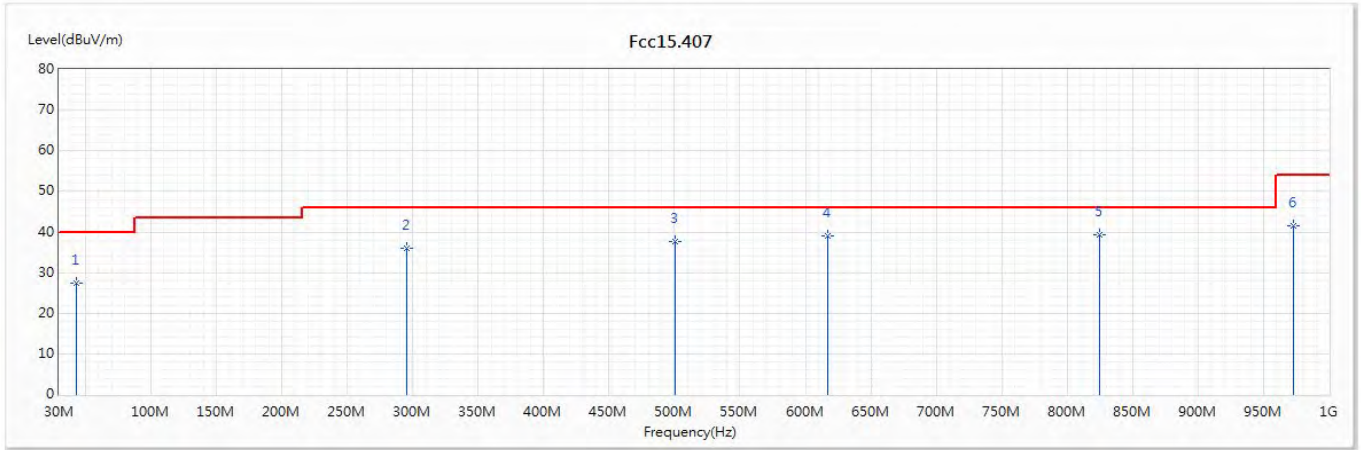
No	Frequency (MHz)	Emission Level (dBuV/m)	Limit (dBuV/m)	Margin (dB)	Reading Level (dBuV)	Correct Factor (dB/m)	Detector Type
1	46.49	27.45	40.00	-12.55	38.01	-10.56	QP
* 2	290.93	40.58	46.00	-5.42	50.63	-10.05	QP
3	365.62	37.21	46.00	-8.79	45.39	-8.18	QP
4	598.42	40.47	46.00	-5.53	43.57	-3.10	QP
5	796.3	39.16	46.00	-6.84	39.56	-0.40	QP
6	971.87	39.56	54.00	-14.44	37.88	1.68	QP

Note:

1. All Readings below 1GHz are Quasi-Peak, above 1GHz are performed with peak and/or average measurements as necessary.
2. Measurement Level = Reading Level + Correct Factor.
3. Correct Factor = Antenna factor + Cable loss – Amplifier gain.
4. The emission levels of other frequencies are very lower than the limit and not show in test report.
5. No emission found between lowest internal used/generated frequency to 30MHz.

Product : Intel® Wireless-AC 9560
 Test Item : General Radiated Emission
 Test Date : 2019/12/04
 Test Mode : Mode 9 SISO B: Transmit (802.11ac-80BW_32.5Mbps) (5775MHz)

Horizontal



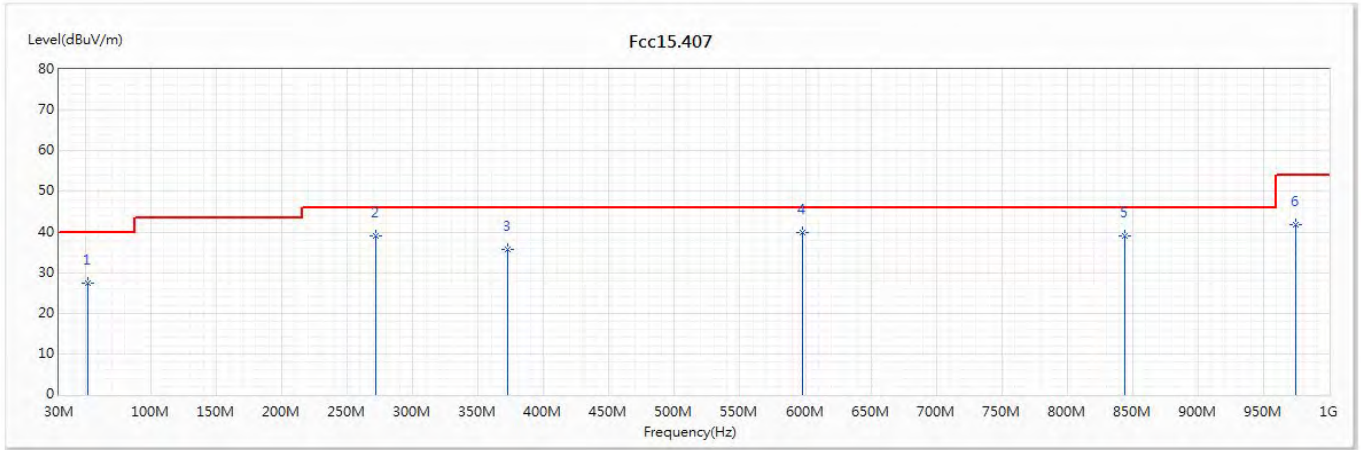
No	Frequency (MHz)	Emission Level (dBuV/m)	Limit (dBuV/m)	Margin (dB)	Reading Level (dBuV)	Correct Factor (dB/m)	Detector Type
1	43.58	27.40	40.00	-12.60	38.07	-10.67	QP
2	295.78	35.87	46.00	-10.13	45.88	-10.01	QP
3	500.45	37.67	46.00	-8.33	42.82	-5.15	QP
4	616.85	39.16	46.00	-6.84	42.25	-3.09	QP
* 5	824.43	39.40	46.00	-6.60	39.54	-0.14	QP
6	972.84	41.53	54.00	-12.47	39.83	1.70	QP

Note:

1. All Readings below 1GHz are Quasi-Peak, above 1GHz are performed with peak and/or average measurements as necessary.
2. Measurement Level = Reading Level + Correct Factor.
3. Correct Factor = Antenna factor + Cable loss – Amplifier gain.
4. The emission levels of other frequencies are very lower than the limit and not show in test report.
5. No emission found between lowest internal used/generated frequency to 30MHz.

Product : Intel® Wireless-AC 9560
 Test Item : General Radiated Emission
 Test Date : 2019/12/04
 Test Mode : Mode 9 SISO B: Transmit (802.11ac-80BW_32.5Mbps) (5775MHz)

Vertical



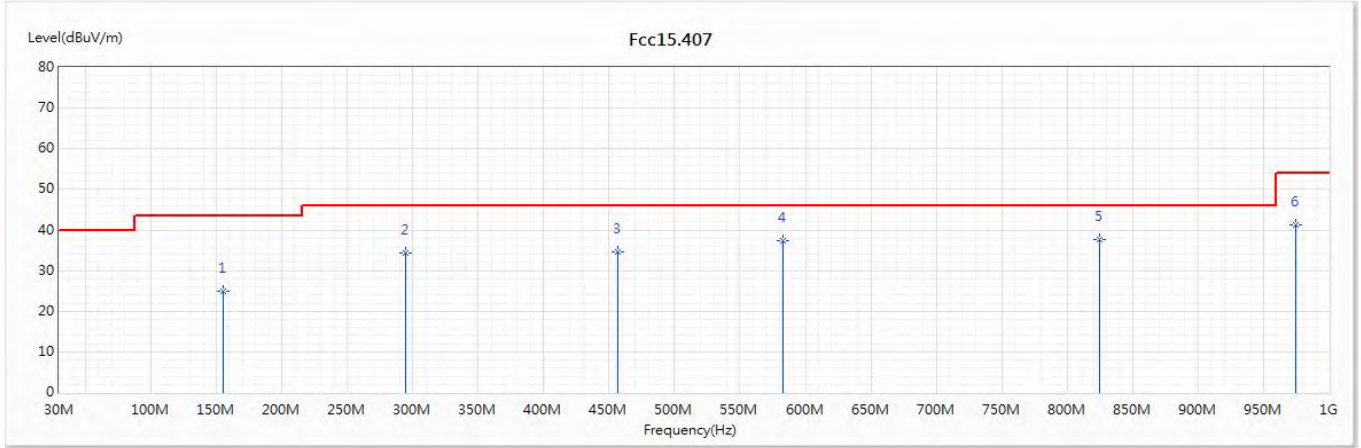
No	Frequency (MHz)	Emission Level (dBuV/m)	Limit (dBuV/m)	Margin (dB)	Reading Level (dBuV)	Correct Factor (dB/m)	Detector Type
1	52.31	27.48	40.00	-12.52	38.18	-10.70	QP
2	271.53	39.16	46.00	-6.84	49.89	-10.73	QP
3	372.41	35.68	46.00	-10.32	43.56	-7.88	QP
* 4	597.45	39.93	46.00	-6.07	43.03	-3.10	QP
5	843.83	39.10	46.00	-6.90	39.00	0.10	QP
6	974.78	41.70	54.00	-12.30	39.96	1.74	QP

Note:

1. All Readings below 1GHz are Quasi-Peak, above 1GHz are performed with peak and/or average measurements as necessary.
2. Measurement Level = Reading Level + Correct Factor.
3. Correct Factor = Antenna factor + Cable loss – Amplifier gain.
4. The emission levels of other frequencies are very lower than the limit and not show in test report.
5. No emission found between lowest internal used/generated frequency to 30MHz.

Product : Intel® Wireless-AC 9560
 Test Item : General Radiated Emission
 Test Date : 2019/12/04
 Test Mode : Mode 10 SISO B: Transmit (802.11ac-160BW_65Mbps) (5250MHz)

Horizontal



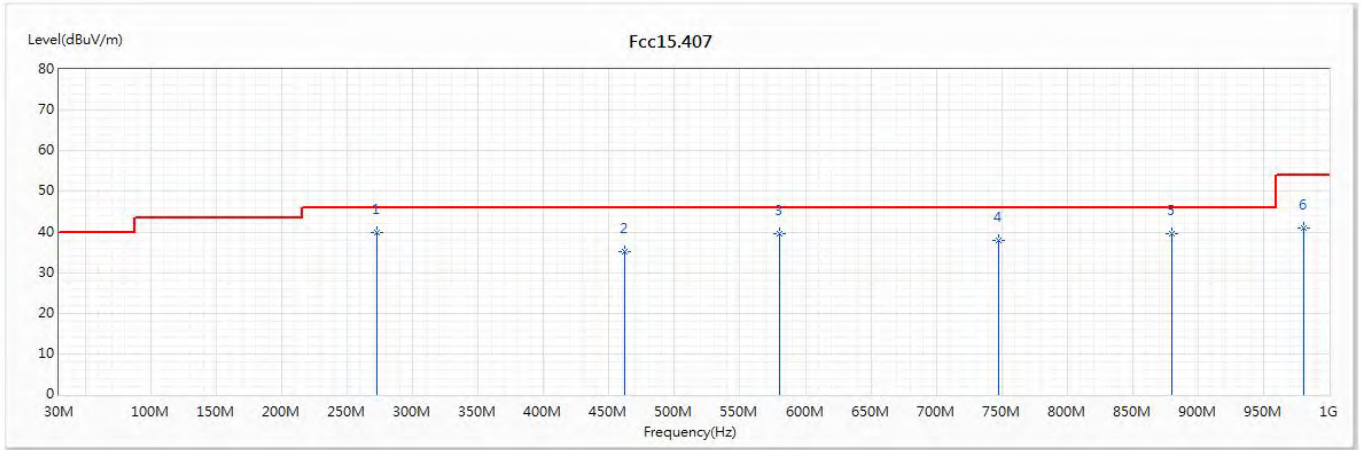
No	Frequency (MHz)	Emission Level (dBuV/m)	Limit (dBuV/m)	Margin (dB)	Reading Level (dBuV)	Correct Factor (dB/m)	Detector Type
1	155.13	25.05	43.50	-18.45	35.69	-10.64	QP
2	294.81	34.19	46.00	-11.81	44.23	-10.04	QP
3	456.8	34.63	46.00	-11.37	40.61	-5.98	QP
4	582.9	37.44	46.00	-8.56	40.79	-3.35	QP
* 5	824.43	37.65	46.00	-8.35	37.79	-0.14	QP
6	974.78	41.19	54.00	-12.81	39.45	1.74	QP

Note:

1. All Readings below 1GHz are Quasi-Peak, above 1GHz are performed with peak and/or average measurements as necessary.
2. Measurement Level = Reading Level + Correct Factor.
3. Correct Factor = Antenna factor + Cable loss – Amplifier gain.
4. The emission levels of other frequencies are very lower than the limit and not show in test report.
5. No emission found between lowest internal used/generated frequency to 30MHz.

Product : Intel® Wireless-AC 9560
 Test Item : General Radiated Emission
 Test Date : 2019/12/04
 Test Mode : Mode 10 SISO B: Transmit (802.11ac-160BW_65Mbps) (5250MHz)

Vertical



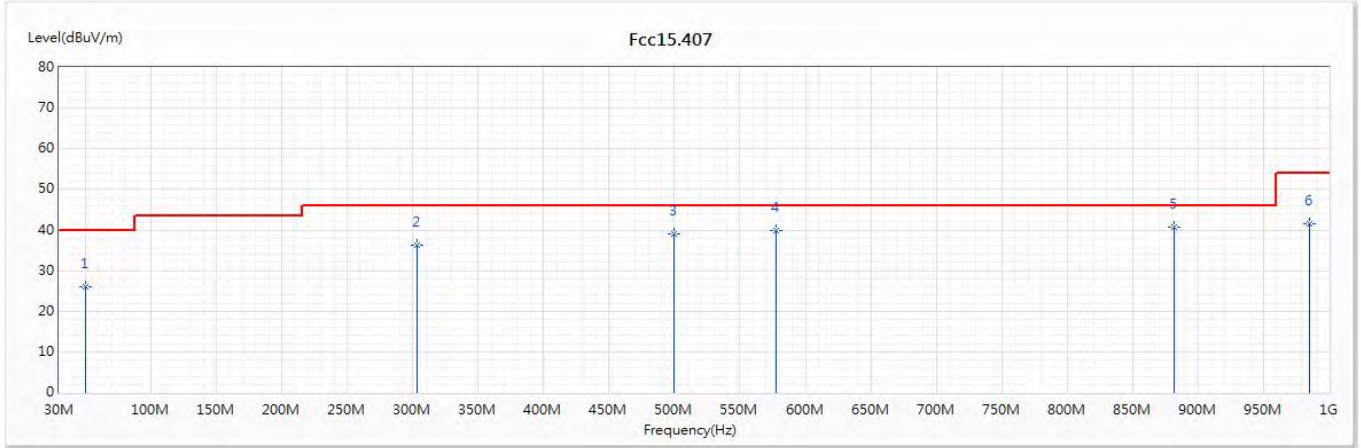
No	Frequency (MHz)	Emission Level (dBuV/m)	Limit (dBuV/m)	Margin (dB)	Reading Level (dBuV)	Correct Factor (dB/m)	Detector Type
* 1	272.5	39.81	46.00	-6.19	50.48	-10.67	QP
2	461.65	35.21	46.00	-10.79	41.09	-5.88	QP
3	579.99	39.65	46.00	-6.35	43.06	-3.41	QP
4	747.8	38.06	46.00	-7.94	39.14	-1.08	QP
5	879.72	39.69	46.00	-6.31	39.20	0.49	QP
6	980.6	40.89	54.00	-13.11	39.04	1.85	QP

Note:

1. All Readings below 1GHz are Quasi-Peak, above 1GHz are performed with peak and/or average measurements as necessary.
2. Measurement Level = Reading Level + Correct Factor.
3. Correct Factor = Antenna factor + Cable loss – Amplifier gain.
4. The emission levels of other frequencies are very lower than the limit and not show in test report.
5. No emission found between lowest internal used/generated frequency to 30MHz.

Product : Intel® Wireless-AC 9560
 Test Item : General Radiated Emission
 Test Date : 2019/12/04
 Test Mode : Mode 10 SISO B: Transmit (802.11ac-160BW_65Mbps) (5570MHz)

Horizontal



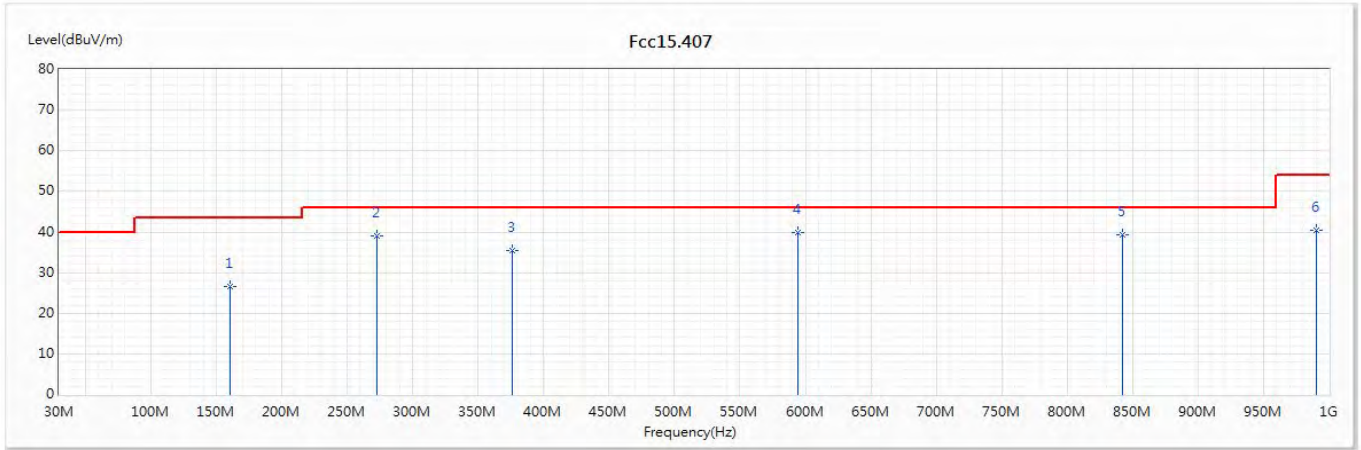
No	Frequency (MHz)	Emission Level (dBuV/m)	Limit (dBuV/m)	Margin (dB)	Reading Level (dBuV)	Correct Factor (dB/m)	Detector Type
1	50.37	26.10	40.00	-13.90	36.69	-10.59	QP
2	303.54	36.22	46.00	-9.78	45.96	-9.74	QP
3	499.48	39.05	46.00	-6.95	44.22	-5.17	QP
4	578.05	39.95	46.00	-6.05	43.41	-3.46	QP
* 5	881.66	40.61	46.00	-5.39	40.09	0.52	QP
6	985.45	41.42	54.00	-12.58	39.55	1.87	QP

Note:

1. All Readings below 1GHz are Quasi-Peak, above 1GHz are performed with peak and/or average measurements as necessary.
2. Measurement Level = Reading Level + Correct Factor.
3. Correct Factor = Antenna factor + Cable loss – Amplifier gain.
4. The emission levels of other frequencies are very lower than the limit and not show in test report.
5. No emission found between lowest internal used/generated frequency to 30MHz.

Product : Intel® Wireless-AC 9560
 Test Item : General Radiated Emission
 Test Date : 2019/12/04
 Test Mode : Mode 10 SISO B: Transmit (802.11ac-160BW_65Mbps) (5570MHz)

Vertical



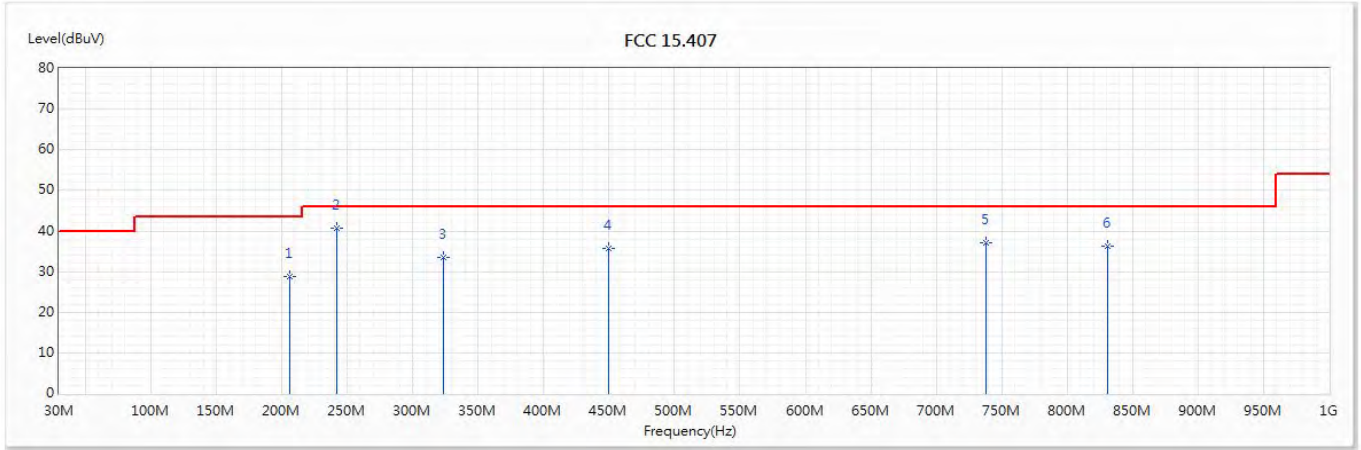
No	Frequency (MHz)	Emission Level (dBuV/m)	Limit (dBuV/m)	Margin (dB)	Reading Level (dBuV)	Correct Factor (dB/m)	Detector Type
1	160.95	26.56	43.50	-16.94	37.35	-10.79	QP
2	272.5	39.14	46.00	-6.86	49.81	-10.67	QP
3	376.29	35.31	46.00	-10.69	43.05	-7.74	QP
* 4	594.54	39.99	46.00	-6.01	43.10	-3.11	QP
5	841.89	39.26	46.00	-6.74	39.20	0.06	QP
6	990.3	40.50	54.00	-13.50	38.53	1.97	QP

Note:

1. All Readings below 1GHz are Quasi-Peak, above 1GHz are performed with peak and/or average measurements as necessary.
2. Measurement Level = Reading Level + Correct Factor.
3. Correct Factor = Antenna factor + Cable loss – Amplifier gain.
4. The emission levels of other frequencies are very lower than the limit and not show in test report.
5. No emission found between lowest internal used/generated frequency to 30MHz.

Product : Intel® Wireless-AC 9560
 Test Item : General Radiated Emission
 Test Date : 2019/11/27
 Test Mode : Mode 11 MIMO: Transmit (802.11n-20BW_14.4Mbps) (5220MHz)

Horizontal



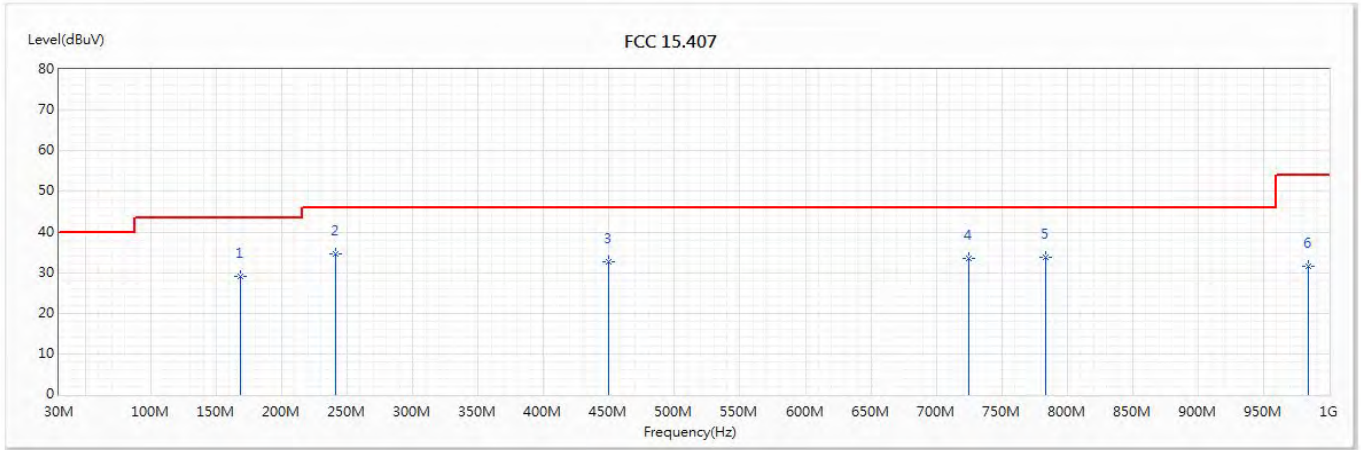
No	Frequency (MHz)	Emission Level (dBuV)	Limit (dBuV)	Margin (dB)	Reading Level (dBuV)	Correct Factor (dB/m)	Detector Type
1	206.54	28.84	43.50	-14.66	41.35	-12.51	QP
* 2	242.43	40.69	46.00	-5.31	52.02	-11.33	QP
3	323.91	33.42	46.00	-12.58	42.21	-8.79	QP
4	450.01	35.66	46.00	-10.34	41.70	-6.04	QP
5	738.1	37.17	46.00	-8.83	38.31	-1.14	QP
6	831.22	36.18	46.00	-9.82	36.24	-0.06	QP

Note:

1. All Readings below 1GHz are Quasi-Peak, above 1GHz are performed with peak and/or average measurements as necessary.
2. Measurement Level = Reading Level + Correct Factor.
3. Correct Factor = Antenna factor + Cable loss – Amplifier gain.
4. The emission levels of other frequencies are very lower than the limit and not show in test report.
5. No emission found between lowest internal used/generated frequency to 30MHz.

Product : Intel® Wireless-AC 9560
 Test Item : General Radiated Emission
 Test Date : 2019/11/27
 Test Mode : Mode 11 MIMO: Transmit (802.11n-20BW_14.4Mbps) (5220MHz)

Vertical



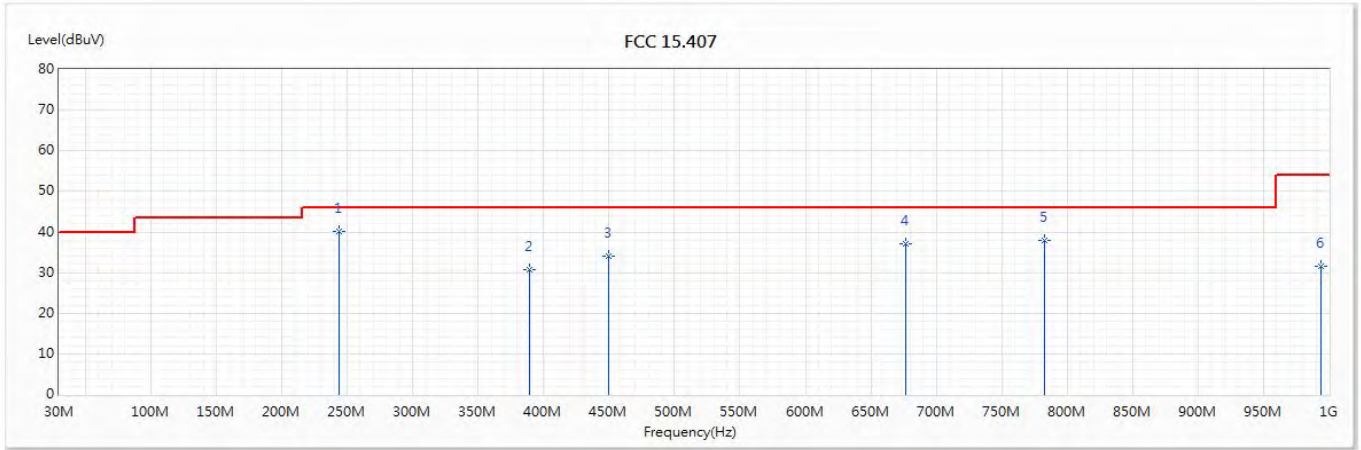
No	Frequency (MHz)	Emission Level (dBuV)	Limit (dBuV)	Margin (dB)	Reading Level (dBuV)	Correct Factor (dB/m)	Detector Type
1	168.71	28.94	43.50	-14.56	39.26	-10.32	QP
* 2	241.46	34.48	46.00	-11.52	45.85	-11.37	QP
3	450.01	32.77	46.00	-13.23	38.81	-6.04	QP
4	724.52	33.51	46.00	-12.49	34.75	-1.24	QP
5	783.69	33.86	46.00	-12.14	34.40	-0.54	QP
6	984.48	31.59	54.00	-22.41	29.84	1.75	QP

Note:

1. All Readings below 1GHz are Quasi-Peak, above 1GHz are performed with peak and/or average measurements as necessary.
2. Measurement Level = Reading Level + Correct Factor.
3. Correct Factor = Antenna factor + Cable loss – Amplifier gain.
4. The emission levels of other frequencies are very lower than the limit and not show in test report.
5. No emission found between lowest internal used/generated frequency to 30MHz.

Product : Intel® Wireless-AC 9560
 Test Item : General Radiated Emission
 Test Date : 2019/11/27
 Test Mode : Mode 11 MIMO: Transmit (802.11n-20BW_14.4Mbps) (5300MHz)

Horizontal



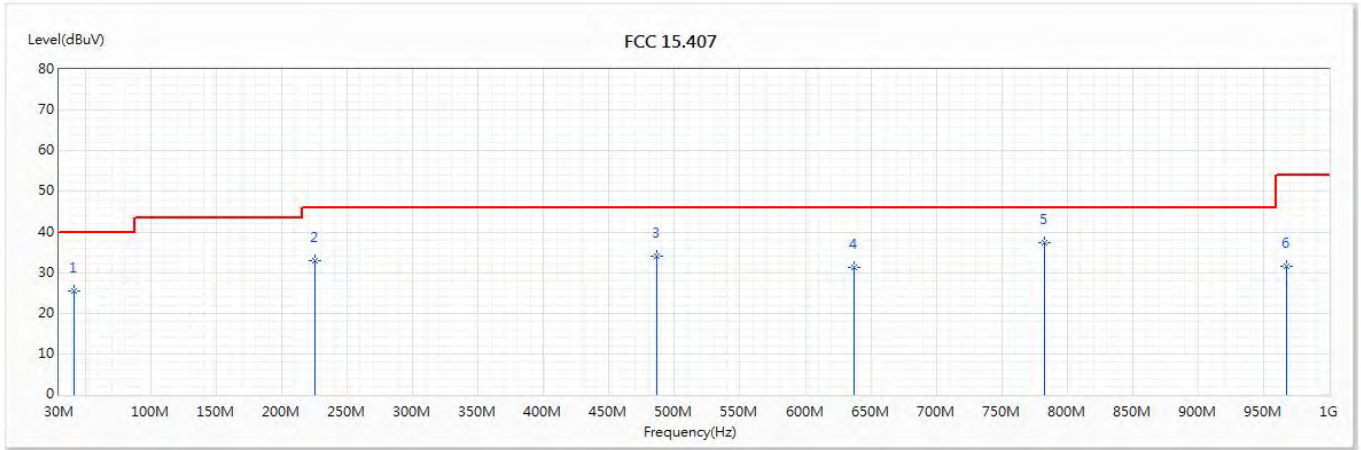
No	Frequency (MHz)	Emission Level (dBuV)	Limit (dBuV)	Margin (dB)	Reading Level (dBuV)	Correct Factor (dB/m)	Detector Type
* 1	243.4	40.09	46.00	-5.91	51.38	-11.29	QP
2	388.9	30.85	46.00	-15.15	38.05	-7.20	QP
3	450.01	33.96	46.00	-12.04	40.00	-6.04	QP
4	676.99	37.04	46.00	-8.96	39.26	-2.22	QP
5	782.72	38.00	46.00	-8.00	38.56	-0.56	QP
6	994.18	31.65	54.00	-22.35	30.17	1.48	QP

Note:

1. All Readings below 1GHz are Quasi-Peak, above 1GHz are performed with peak and/or average measurements as necessary.
2. Measurement Level = Reading Level + Correct Factor.
3. Correct Factor = Antenna factor + Cable loss – Amplifier gain.
4. The emission levels of other frequencies are very lower than the limit and not show in test report.
5. No emission found between lowest internal used/generated frequency to 30MHz.

Product : Intel® Wireless-AC 9560
 Test Item : General Radiated Emission
 Test Date : 2019/11/27
 Test Mode : Mode 11 MIMO: Transmit (802.11n-20BW_14.4Mbps) (5300MHz)

Vertical



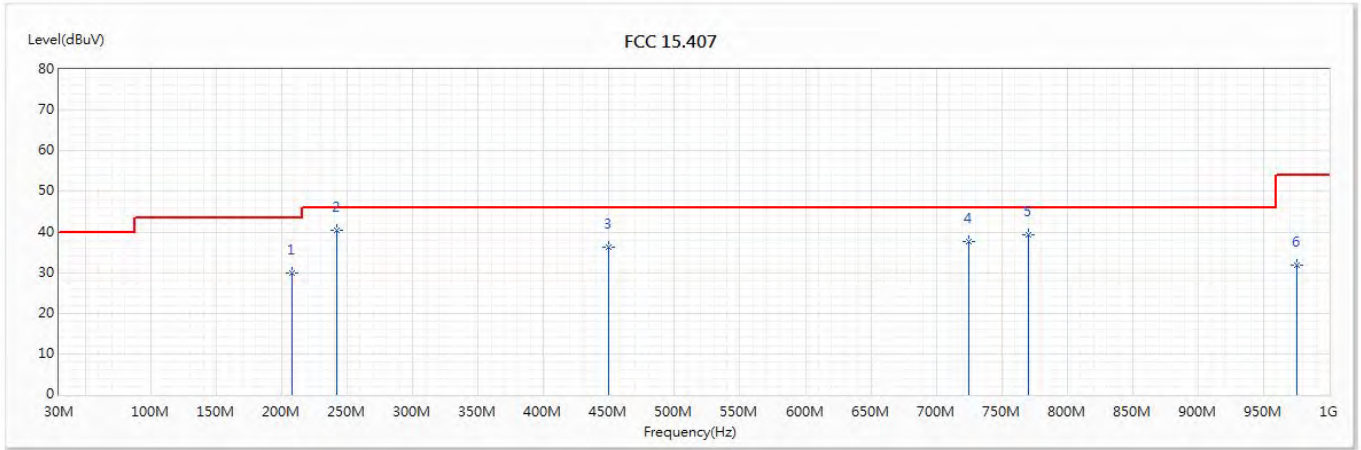
No	Frequency (MHz)	Emission Level (dBuV)	Limit (dBuV)	Margin (dB)	Reading Level (dBuV)	Correct Factor (dB/m)	Detector Type
1	41.64	25.40	40.00	-14.60	36.05	-10.65	QP
2	224.97	33.02	46.00	-12.98	45.59	-12.57	QP
3	486.87	34.13	46.00	-11.87	39.59	-5.46	QP
4	637.22	31.31	46.00	-14.69	33.97	-2.66	QP
* 5	782.72	37.38	46.00	-8.62	37.94	-0.56	QP
6	967.99	31.50	54.00	-22.50	29.81	1.69	QP

Note:

1. All Readings below 1GHz are Quasi-Peak, above 1GHz are performed with peak and/or average measurements as necessary.
2. Measurement Level = Reading Level + Correct Factor.
3. Correct Factor = Antenna factor + Cable loss – Amplifier gain.
4. The emission levels of other frequencies are very lower than the limit and not show in test report.
5. No emission found between lowest internal used/generated frequency to 30MHz.

Product : Intel® Wireless-AC 9560
 Test Item : General Radiated Emission
 Test Date : 2019/11/27
 Test Mode : Mode 11 MIMO: Transmit (802.11n-20BW_14.4Mbps) (5580MHz)

Horizontal



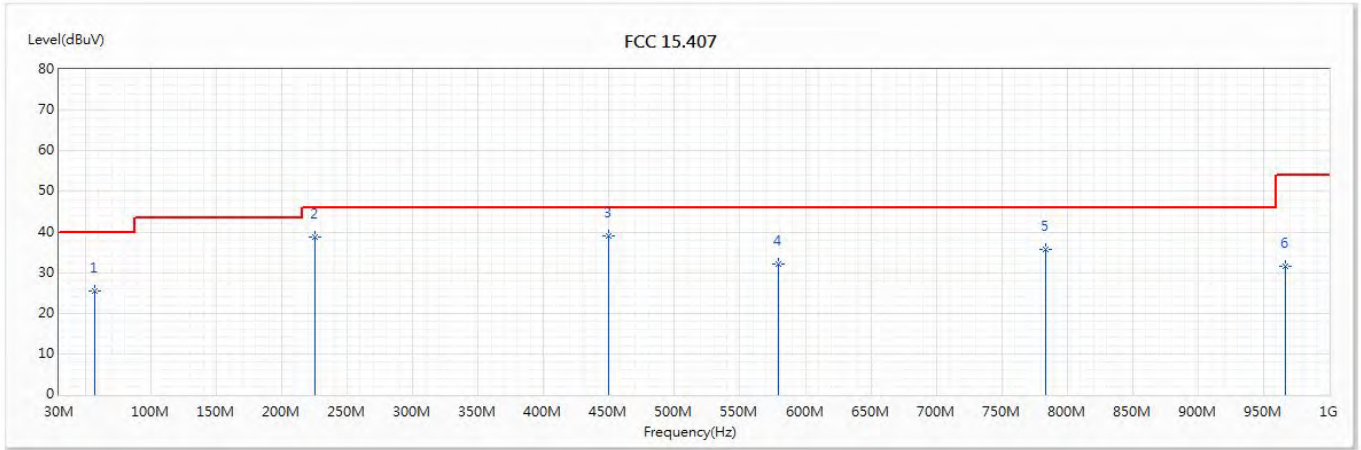
No	Frequency (MHz)	Emission Level (dBuV)	Limit (dBuV)	Margin (dB)	Reading Level (dBuV)	Correct Factor (dB/m)	Detector Type
1	207.51	29.81	43.50	-13.69	42.32	-12.51	QP
* 2	242.43	40.31	46.00	-5.69	51.64	-11.33	QP
3	450.01	36.38	46.00	-9.62	42.42	-6.04	QP
4	724.52	37.73	46.00	-8.27	38.97	-1.24	QP
5	770.11	39.36	46.00	-6.64	40.09	-0.73	QP
6	975.75	31.81	54.00	-22.19	30.07	1.74	QP

Note:

1. All Readings below 1GHz are Quasi-Peak, above 1GHz are performed with peak and/or average measurements as necessary.
2. Measurement Level = Reading Level + Correct Factor.
3. Correct Factor = Antenna factor + Cable loss – Amplifier gain.
4. The emission levels of other frequencies are very lower than the limit and not show in test report.
5. No emission found between lowest internal used/generated frequency to 30MHz.

Product : Intel® Wireless-AC 9560
 Test Item : General Radiated Emission
 Test Date : 2019/11/27
 Test Mode : Mode 11 MIMO: Transmit (802.11n-20BW_14.4Mbps) (5580MHz)

Vertical



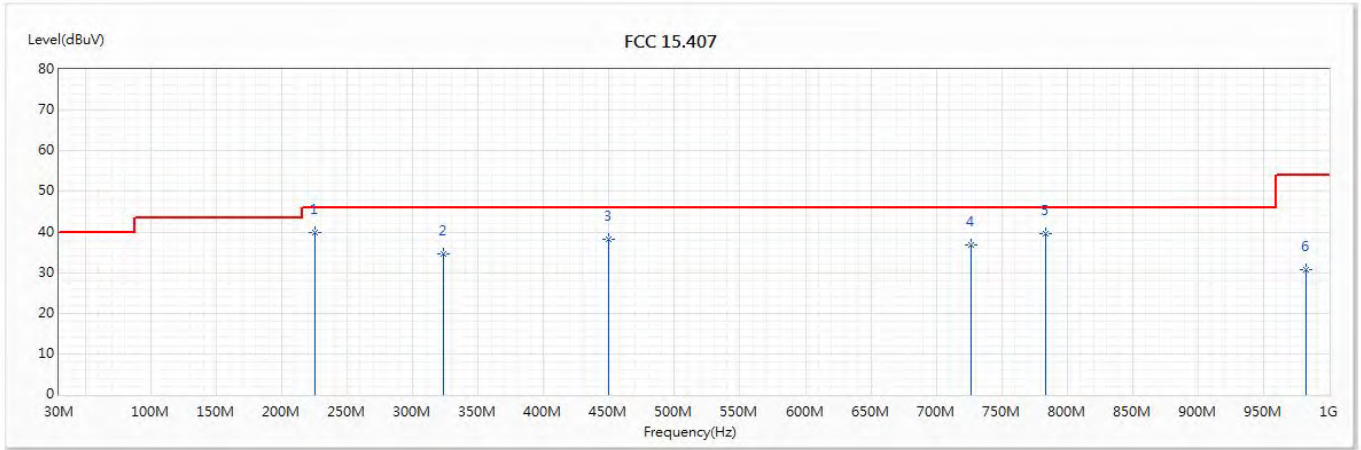
No	Frequency (MHz)	Emission Level (dBuV)	Limit (dBuV)	Margin (dB)	Reading Level (dBuV)	Correct Factor (dB/m)	Detector Type
1	57.16	25.46	40.00	-14.54	36.16	-10.70	QP
2	224.97	38.75	46.00	-7.25	51.32	-12.57	QP
* 3	450.01	38.92	46.00	-7.08	44.96	-6.04	QP
4	579.02	32.08	46.00	-13.92	35.74	-3.66	QP
5	783.69	35.60	46.00	-10.40	36.14	-0.54	QP
6	967.02	31.58	54.00	-22.42	29.91	1.67	QP

Note:

1. All Readings below 1GHz are Quasi-Peak, above 1GHz are performed with peak and/or average measurements as necessary.
2. Measurement Level = Reading Level + Correct Factor.
3. Correct Factor = Antenna factor + Cable loss – Amplifier gain.
4. The emission levels of other frequencies are very lower than the limit and not show in test report.
5. No emission found between lowest internal used/generated frequency to 30MHz.

Product : Intel® Wireless-AC 9560
 Test Item : General Radiated Emission
 Test Date : 2019/11/27
 Test Mode : Mode 11 MIMO: Transmit (802.11n-20BW_14.4Mbps) (5785MHz)

Horizontal



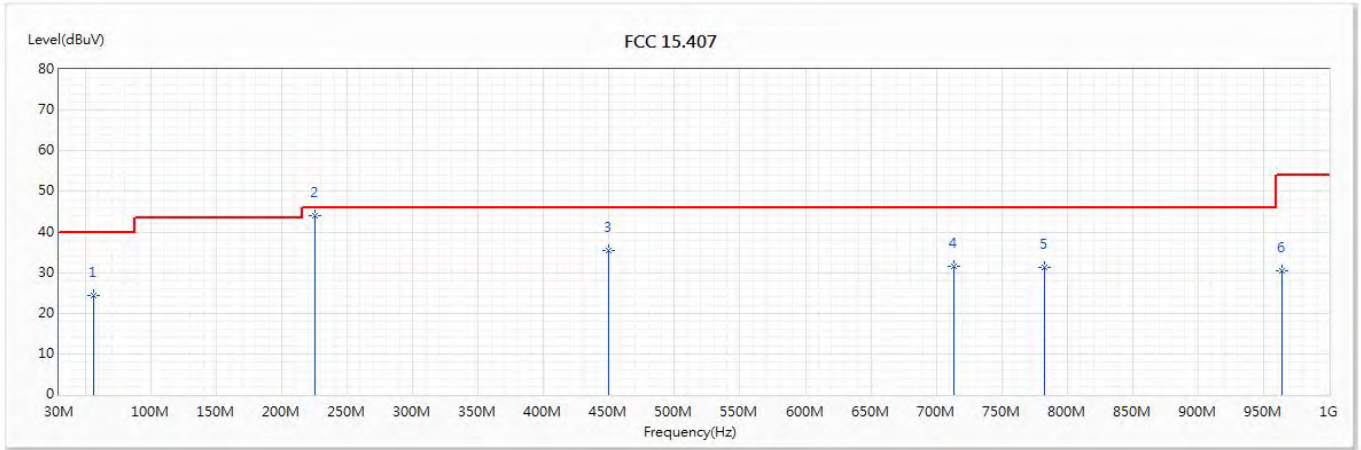
No	Frequency (MHz)	Emission Level (dBuV)	Limit (dBuV)	Margin (dB)	Reading Level (dBuV)	Correct Factor (dB/m)	Detector Type
* 1	224.97	39.77	46.00	-6.23	52.34	-12.57	QP
2	323.91	34.49	46.00	-11.51	43.28	-8.79	QP
3	450.01	38.31	46.00	-7.69	44.35	-6.04	QP
4	726.46	36.72	46.00	-9.28	37.91	-1.19	QP
5	783.69	39.52	46.00	-6.48	40.06	-0.54	QP
6	982.54	30.77	54.00	-23.23	29.02	1.75	QP

Note:

1. All Readings below 1GHz are Quasi-Peak, above 1GHz are performed with peak and/or average measurements as necessary.
2. Measurement Level = Reading Level + Correct Factor.
3. Correct Factor = Antenna factor + Cable loss – Amplifier gain.
4. The emission levels of other frequencies are very lower than the limit and not show in test report.
5. No emission found between lowest internal used/generated frequency to 30MHz.

Product : Intel® Wireless-AC 9560
 Test Item : General Radiated Emission
 Test Date : 2019/11/27
 Test Mode : Mode 11 MIMO: Transmit (802.11n-20BW_14.4Mbps) (5785MHz)

Vertical



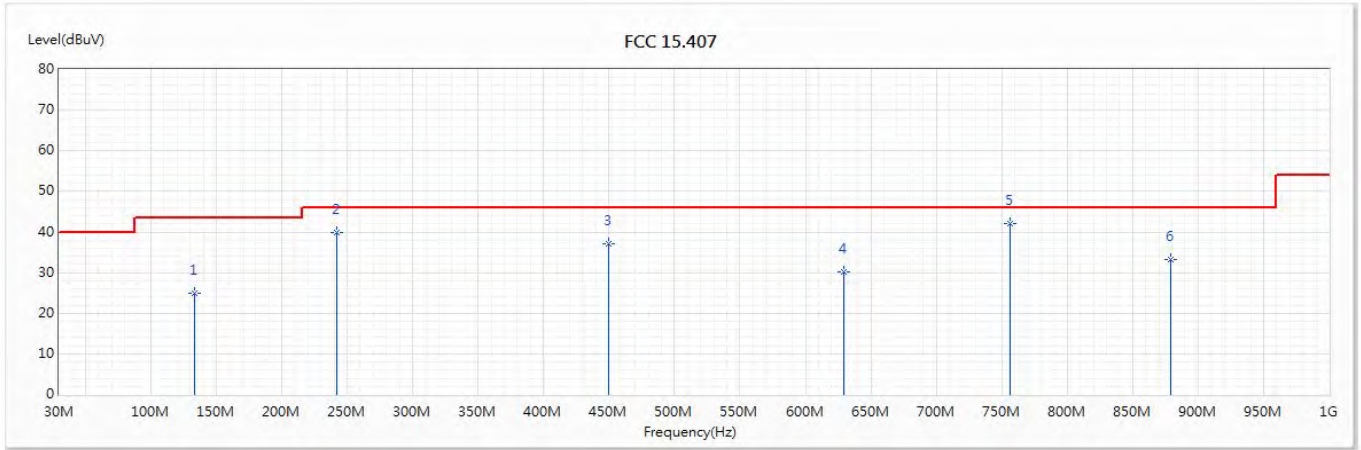
No	Frequency (MHz)	Emission Level (dBuV)	Limit (dBuV)	Margin (dB)	Reading Level (dBuV)	Correct Factor (dB/m)	Detector Type
1	56.19	24.49	40.00	-15.51	35.11	-10.62	QP
* 2	224.97	43.90	46.00	-2.10	56.47	-12.57	QP
3	450.01	35.38	46.00	-10.62	41.42	-6.04	QP
4	713.85	31.63	46.00	-14.37	33.03	-1.40	QP
5	782.72	31.15	46.00	-14.85	31.71	-0.56	QP
6	964.11	30.43	54.00	-23.57	28.84	1.59	QP

Note:

1. All Readings below 1GHz are Quasi-Peak, above 1GHz are performed with peak and/or average measurements as necessary.
2. Measurement Level = Reading Level + Correct Factor.
3. Correct Factor = Antenna factor + Cable loss – Amplifier gain.
4. The emission levels of other frequencies are very lower than the limit and not show in test report.
5. No emission found between lowest internal used/generated frequency to 30MHz.

Product : Intel® Wireless-AC 9560
 Test Item : General Radiated Emission
 Test Date : 2019/11/27
 Test Mode : Mode 12 MIMO: Transmit (802.11n-40BW_30Mbps) (5230MHz)

Horizontal



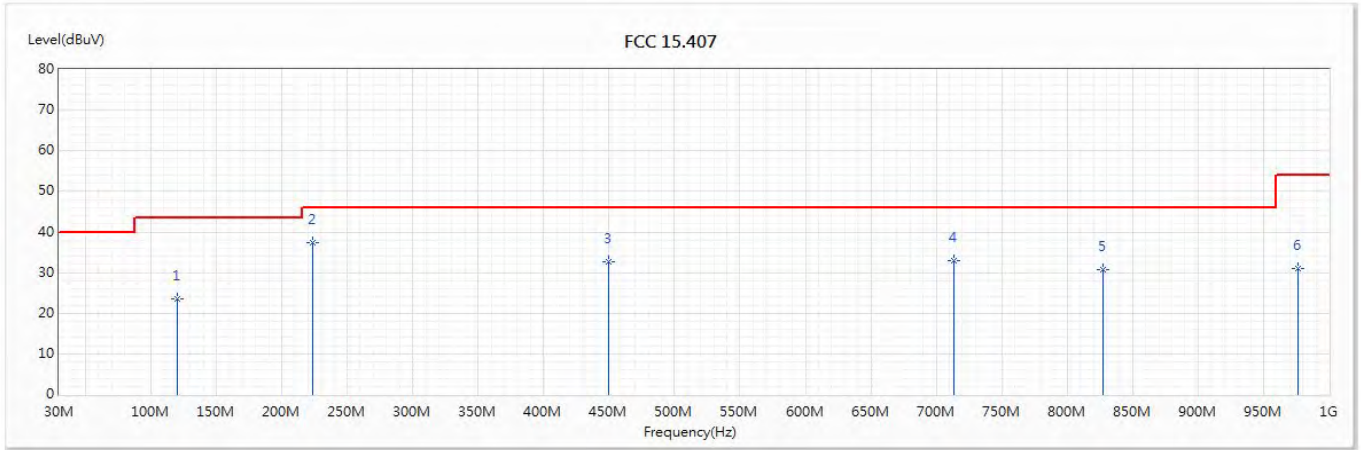
No	Frequency (MHz)	Emission Level (dBuV)	Limit (dBuV)	Margin (dB)	Reading Level (dBuV)	Correct Factor (dB/m)	Detector Type
1	133.79	25.02	43.50	-18.48	36.48	-11.46	QP
2	242.43	39.78	46.00	-6.22	51.11	-11.33	QP
3	450.01	37.04	46.00	-8.96	43.08	-6.04	QP
4	629.46	30.10	46.00	-15.90	32.93	-2.83	QP
* 5	756.53	42.09	46.00	-3.91	43.05	-0.96	QP
6	878.75	33.25	46.00	-12.75	33.00	0.25	QP

Note:

1. All Readings below 1GHz are Quasi-Peak, above 1GHz are performed with peak and/or average measurements as necessary.
2. Measurement Level = Reading Level + Correct Factor.
3. Correct Factor = Antenna factor + Cable loss – Amplifier gain.
4. The emission levels of other frequencies are very lower than the limit and not show in test report.
5. No emission found between lowest internal used/generated frequency to 30MHz.

Product : Intel® Wireless-AC 9560
 Test Item : General Radiated Emission
 Test Date : 2019/11/27
 Test Mode : Mode 12 MIMO: Transmit (802.11n-40BW_30Mbps) (5230MHz)

Vertical



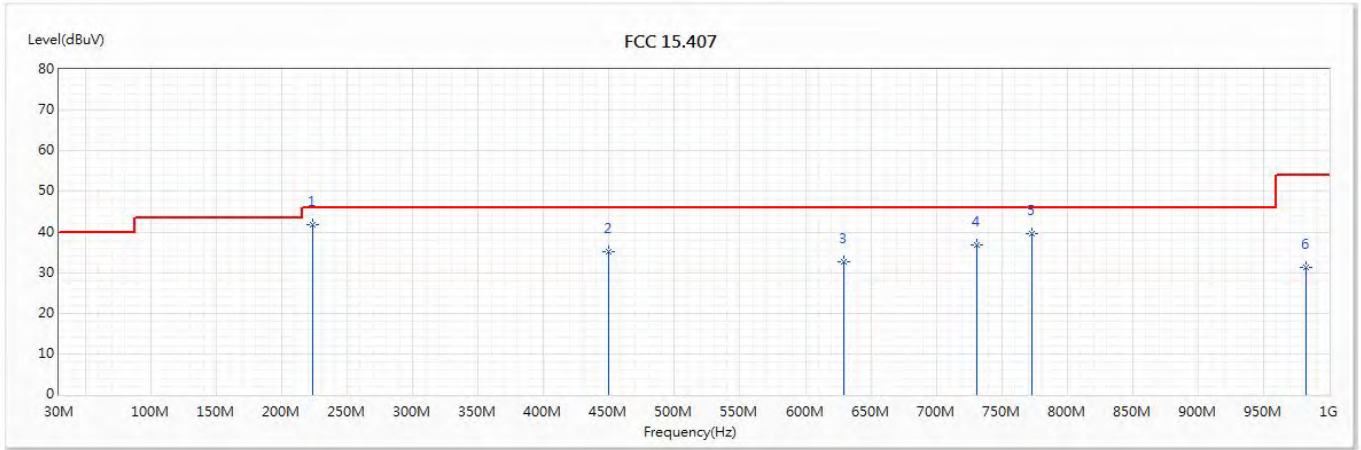
No	Frequency (MHz)	Emission Level (dBuV)	Limit (dBuV)	Margin (dB)	Reading Level (dBuV)	Correct Factor (dB/m)	Detector Type
1	120.21	23.61	43.50	-19.89	36.65	-13.04	QP
* 2	224	37.34	46.00	-8.66	49.89	-12.55	QP
3	450.01	32.74	46.00	-13.26	38.78	-6.04	QP
4	713.85	32.99	46.00	-13.01	34.39	-1.40	QP
5	827.34	30.66	46.00	-15.34	30.83	-0.17	QP
6	976.72	30.93	54.00	-23.07	29.18	1.75	QP

Note:

1. All Readings below 1GHz are Quasi-Peak, above 1GHz are performed with peak and/or average measurements as necessary.
2. Measurement Level = Reading Level + Correct Factor.
3. Correct Factor = Antenna factor + Cable loss – Amplifier gain.
4. The emission levels of other frequencies are very lower than the limit and not show in test report.
5. No emission found between lowest internal used/generated frequency to 30MHz.

Product : Intel® Wireless-AC 9560
 Test Item : General Radiated Emission
 Test Date : 2019/11/27
 Test Mode : Mode 12 MIMO: Transmit (802.11n-40BW_30Mbps) (5310MHz)

Horizontal



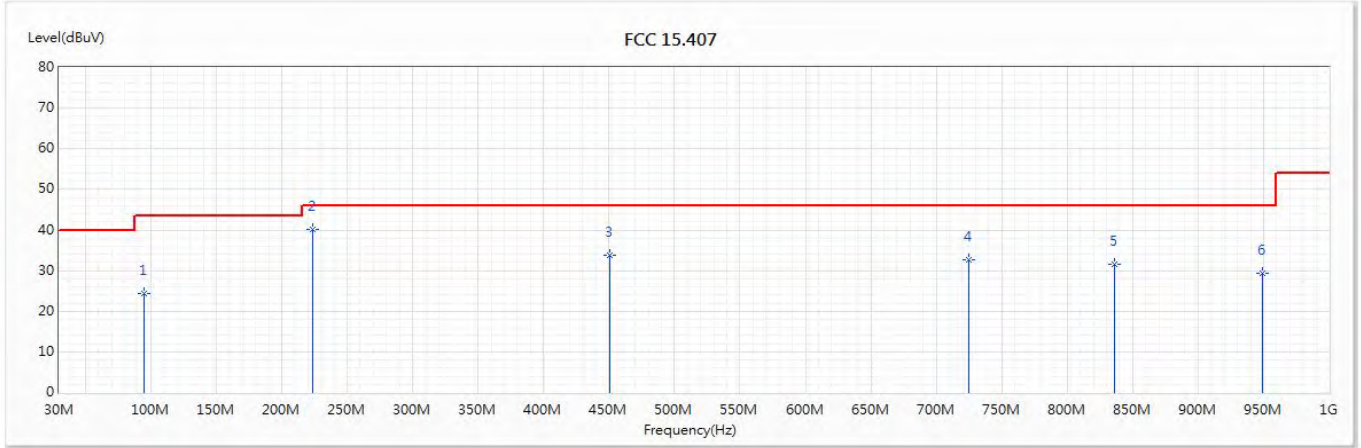
No	Frequency (MHz)	Emission Level (dBuV)	Limit (dBuV)	Margin (dB)	Reading Level (dBuV)	Correct Factor (dB/m)	Detector Type
* 1	224	41.81	46.00	-4.19	54.36	-12.55	QP
2	450.01	35.16	46.00	-10.84	41.20	-6.04	QP
3	629.46	32.63	46.00	-13.37	35.46	-2.83	QP
4	731.31	36.70	46.00	-9.30	37.84	-1.14	QP
5	773.02	39.62	46.00	-6.38	40.35	-0.73	QP
6	982.54	31.30	54.00	-22.70	29.55	1.75	QP

Note:

1. All Readings below 1GHz are Quasi-Peak, above 1GHz are performed with peak and/or average measurements as necessary.
2. Measurement Level = Reading Level + Correct Factor.
3. Correct Factor = Antenna factor + Cable loss – Amplifier gain.
4. The emission levels of other frequencies are very lower than the limit and not show in test report.
5. No emission found between lowest internal used/generated frequency to 30MHz.

Product : Intel® Wireless-AC 9560
 Test Item : General Radiated Emission
 Test Date : 2019/11/27
 Test Mode : Mode 12 MIMO: Transmit (802.11n-40BW_30Mbps) (5310MHz)

Vertical



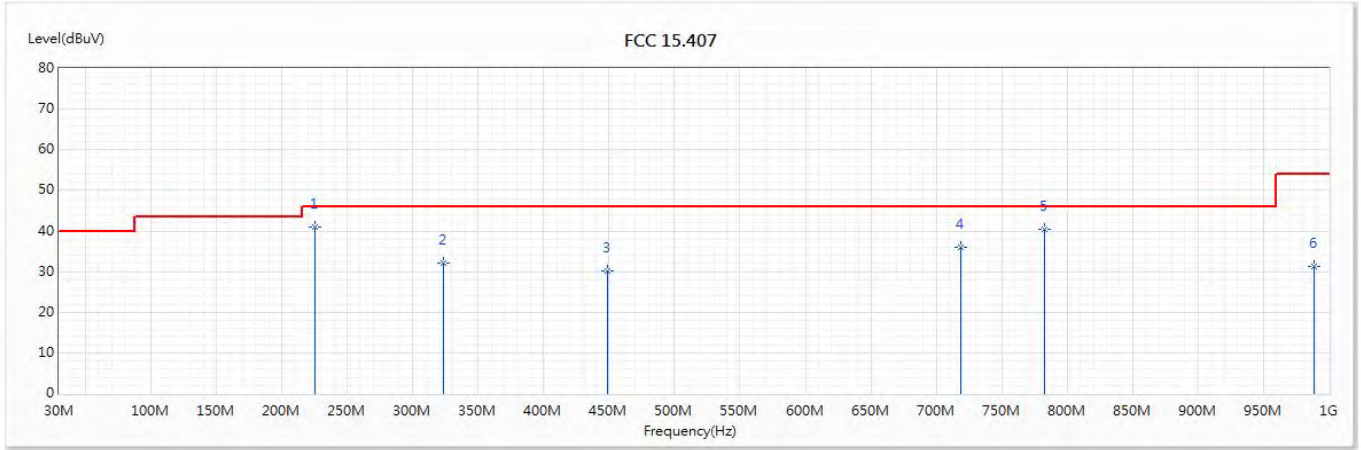
No	Frequency (MHz)	Emission Level (dBuV)	Limit (dBuV)	Margin (dB)	Reading Level (dBuV)	Correct Factor (dB/m)	Detector Type
1	94.99	24.39	43.50	-19.11	40.83	-16.44	QP
* 2	224	40.09	46.00	-5.91	52.64	-12.55	QP
3	450.98	33.84	46.00	-12.16	39.86	-6.02	QP
4	724.52	32.64	46.00	-13.36	33.88	-1.24	QP
5	836.07	31.59	46.00	-14.41	31.49	0.10	QP
6	949.56	29.22	46.00	-16.78	28.11	1.11	QP

Note:

1. All Readings below 1GHz are Quasi-Peak, above 1GHz are performed with peak and/or average measurements as necessary.
2. Measurement Level = Reading Level + Correct Factor.
3. Correct Factor = Antenna factor + Cable loss – Amplifier gain.
4. The emission levels of other frequencies are very lower than the limit and not show in test report.
5. No emission found between lowest internal used/generated frequency to 30MHz.

Product : Intel® Wireless-AC 9560
 Test Item : General Radiated Emission
 Test Date : 2019/11/27
 Test Mode : Mode 12 MIMO: Transmit (802.11n-40BW_30Mbps) (5550MHz)

Horizontal



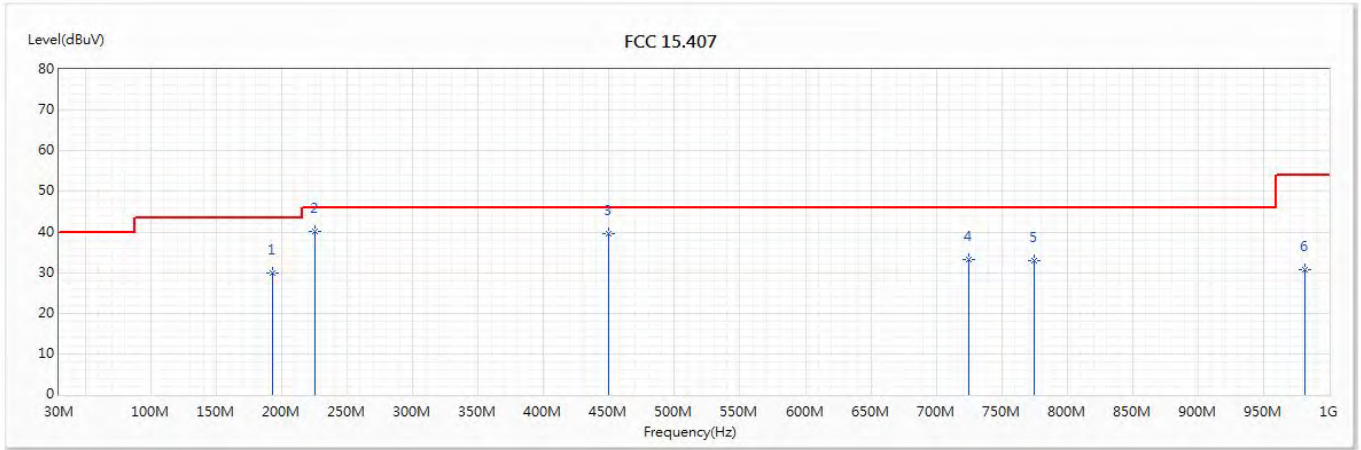
No	Frequency (MHz)	Emission Level (dBuV)	Limit (dBuV)	Margin (dB)	Reading Level (dBuV)	Correct Factor (dB/m)	Detector Type
* 1	224.97	41.02	46.00	-4.98	53.59	-12.57	QP
2	323.91	32.05	46.00	-13.95	40.84	-8.79	QP
3	449.04	30.29	46.00	-15.71	36.34	-6.05	QP
4	718.7	35.87	46.00	-10.13	37.21	-1.34	QP
5	782.72	40.32	46.00	-5.68	40.88	-0.56	QP
6	988.36	31.39	54.00	-22.61	29.77	1.62	QP

Note:

1. All Readings below 1GHz are Quasi-Peak, above 1GHz are performed with peak and/or average measurements as necessary.
2. Measurement Level = Reading Level + Correct Factor.
3. Correct Factor = Antenna factor + Cable loss – Amplifier gain.
4. The emission levels of other frequencies are very lower than the limit and not show in test report.
5. No emission found between lowest internal used/generated frequency to 30MHz.

Product : Intel® Wireless-AC 9560
 Test Item : General Radiated Emission
 Test Date : 2019/11/27
 Test Mode : Mode 12 MIMO: Transmit (802.11n-40BW_30Mbps) (5550MHz)

Vertical



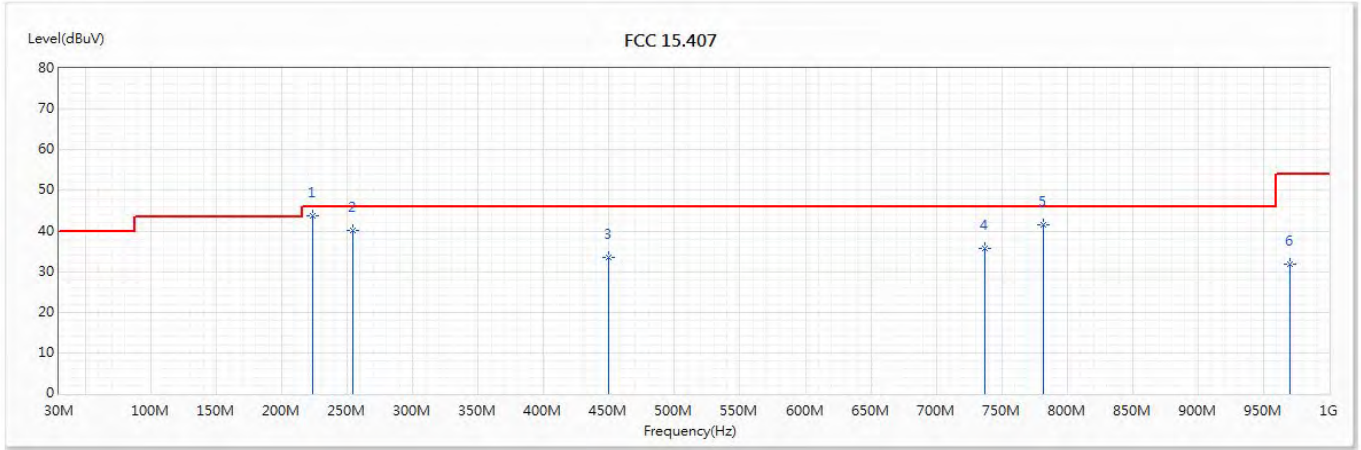
No	Frequency (MHz)	Emission Level (dBuV)	Limit (dBuV)	Margin (dB)	Reading Level (dBuV)	Correct Factor (dB/m)	Detector Type
1	192.96	29.98	43.50	-13.52	42.55	-12.57	QP
* 2	224.97	40.05	46.00	-5.95	52.62	-12.57	QP
3	450.01	39.64	46.00	-6.36	45.68	-6.04	QP
4	724.52	33.10	46.00	-12.90	34.34	-1.24	QP
5	774.96	33.07	46.00	-12.93	33.80	-0.73	QP
6	981.57	30.66	54.00	-23.34	28.91	1.75	QP

Note:

1. All Readings below 1GHz are Quasi-Peak, above 1GHz are performed with peak and/or average measurements as necessary.
2. Measurement Level = Reading Level + Correct Factor.
3. Correct Factor = Antenna factor + Cable loss – Amplifier gain.
4. The emission levels of other frequencies are very lower than the limit and not show in test report.
5. No emission found between lowest internal used/generated frequency to 30MHz.

Product : Intel® Wireless-AC 9560
 Test Item : General Radiated Emission
 Test Date : 2019/11/27
 Test Mode : Mode 12 MIMO: Transmit (802.11n-40BW_30Mbps) (5795MHz)

Horizontal



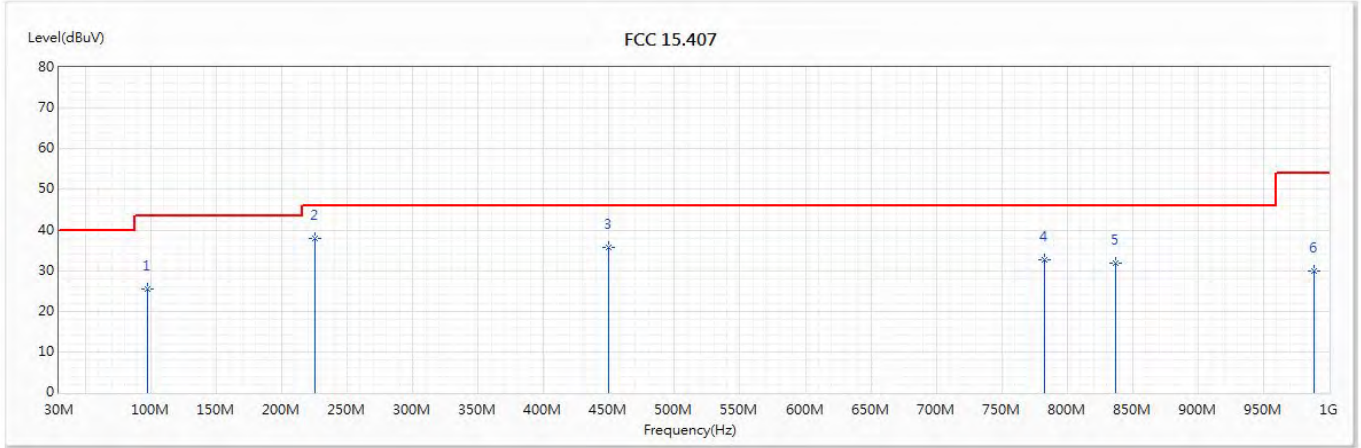
No	Frequency (MHz)	Emission Level (dBuV)	Limit (dBuV)	Margin (dB)	Reading Level (dBuV)	Correct Factor (dB/m)	Detector Type
* 1	224	43.65	46.00	-2.35	56.20	-12.55	QP
2	254.07	40.02	46.00	-5.98	51.05	-11.03	QP
3	450.01	33.43	46.00	-12.57	39.47	-6.04	QP
4	737.13	35.68	46.00	-10.32	36.84	-1.16	QP
5	781.75	41.53	46.00	-4.47	42.10	-0.57	QP
6	969.93	31.95	54.00	-22.05	30.22	1.73	QP

Note:

1. All Readings below 1GHz are Quasi-Peak, above 1GHz are performed with peak and/or average measurements as necessary.
2. Measurement Level = Reading Level + Correct Factor.
3. Correct Factor = Antenna factor + Cable loss – Amplifier gain.
4. The emission levels of other frequencies are very lower than the limit and not show in test report.
5. No emission found between lowest internal used/generated frequency to 30MHz.

Product : Intel® Wireless-AC 9560
 Test Item : General Radiated Emission
 Test Date : 2019/11/27
 Test Mode : Mode 12 MIMO: Transmit (802.11n-40BW_30Mbps) (5795MHz)

Vertical



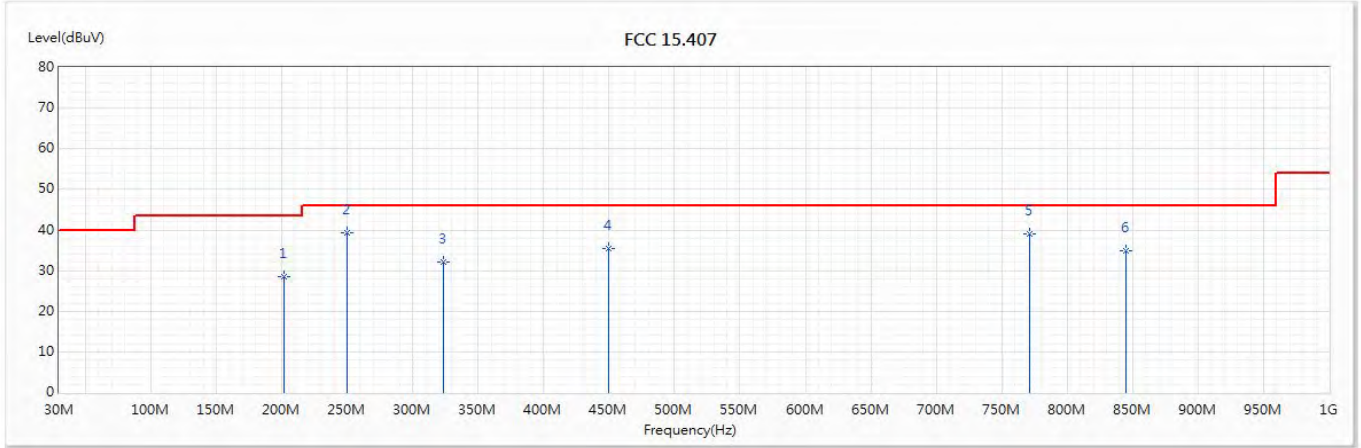
No	Frequency (MHz)	Emission Level (dBuV)	Limit (dBuV)	Margin (dB)	Reading Level (dBuV)	Correct Factor (dB/m)	Detector Type
1	97.9	25.40	43.50	-18.10	41.34	-15.94	QP
* 2	224.97	37.91	46.00	-8.09	50.48	-12.57	QP
3	450.01	35.63	46.00	-10.37	41.67	-6.04	QP
4	782.72	32.66	46.00	-13.34	33.22	-0.56	QP
5	837.04	31.83	46.00	-14.17	31.73	0.10	QP
6	988.36	30.03	54.00	-23.97	28.41	1.62	QP

Note:

1. All Readings below 1GHz are Quasi-Peak, above 1GHz are performed with peak and/or average measurements as necessary.
2. Measurement Level = Reading Level + Correct Factor.
3. Correct Factor = Antenna factor + Cable loss – Amplifier gain.
4. The emission levels of other frequencies are very lower than the limit and not show in test report.
5. No emission found between lowest internal used/generated frequency to 30MHz.

Product : Intel® Wireless-AC 9560
 Test Item : General Radiated Emission
 Test Date : 2019/11/27
 Test Mode : Mode 13 MIMO: Transmit (802.11ac-80BW_65Mbps) (5210MHz)

Horizontal



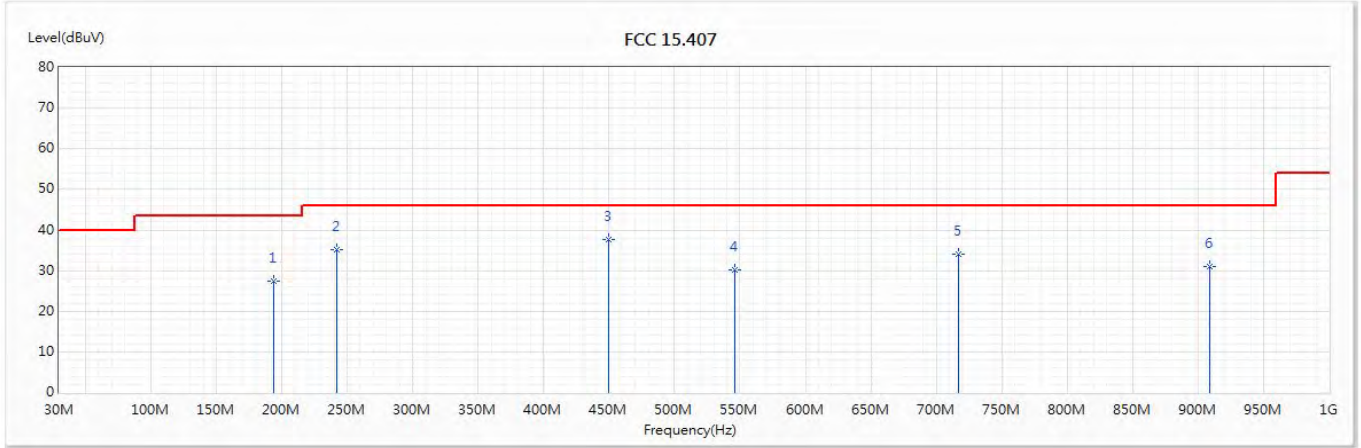
No	Frequency (MHz)	Emission Level (dBuV)	Limit (dBuV)	Margin (dB)	Reading Level (dBuV)	Correct Factor (dB/m)	Detector Type
1	201.69	28.65	43.50	-14.85	41.18	-12.53	QP
* 2	250.19	39.19	46.00	-6.81	50.31	-11.12	QP
3	323.91	32.06	46.00	-13.94	40.85	-8.79	QP
4	450.01	35.44	46.00	-10.56	41.48	-6.04	QP
5	771.08	39.05	46.00	-6.95	39.78	-0.73	QP
6	844.8	34.94	46.00	-11.06	34.63	0.31	QP

Note:

1. All Readings below 1GHz are Quasi-Peak, above 1GHz are performed with peak and/or average measurements as necessary.
2. Measurement Level = Reading Level + Correct Factor.
3. Correct Factor = Antenna factor + Cable loss – Amplifier gain.
4. The emission levels of other frequencies are very lower than the limit and not show in test report.
5. No emission found between lowest internal used/generated frequency to 30MHz.

Product : Intel® Wireless-AC 9560
 Test Item : General Radiated Emission
 Test Date : 2019/11/27
 Test Mode : Mode 13 MIMO: Transmit (802.11ac-80BW_65Mbps) (5210MHz)

Vertical



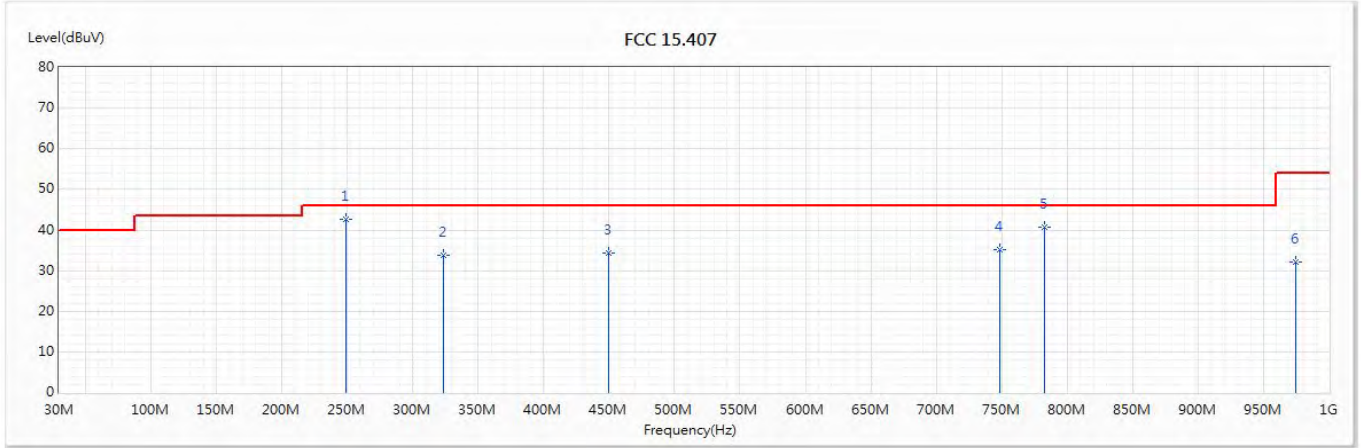
No	Frequency (MHz)	Emission Level (dBuV)	Limit (dBuV)	Margin (dB)	Reading Level (dBuV)	Correct Factor (dB/m)	Detector Type
1	193.93	27.54	43.50	-15.96	40.20	-12.66	QP
2	242.43	35.21	46.00	-10.79	46.54	-11.33	QP
* 3	450.01	37.66	46.00	-8.34	43.70	-6.04	QP
4	546.04	30.14	46.00	-15.86	34.52	-4.38	QP
5	716.76	33.92	46.00	-12.08	35.26	-1.34	QP
6	908.82	30.91	46.00	-15.09	29.87	1.04	QP

Note:

1. All Readings below 1GHz are Quasi-Peak, above 1GHz are performed with peak and/or average measurements as necessary.
2. Measurement Level = Reading Level + Correct Factor.
3. Correct Factor = Antenna factor + Cable loss – Amplifier gain.
4. The emission levels of other frequencies are very lower than the limit and not show in test report.
5. No emission found between lowest internal used/generated frequency to 30MHz.

Product : Intel® Wireless-AC 9560
 Test Item : General Radiated Emission
 Test Date : 2019/11/27
 Test Mode : Mode 13 MIMO: Transmit (802.11ac-80BW_65Mbps) (5290MHz)

Horizontal



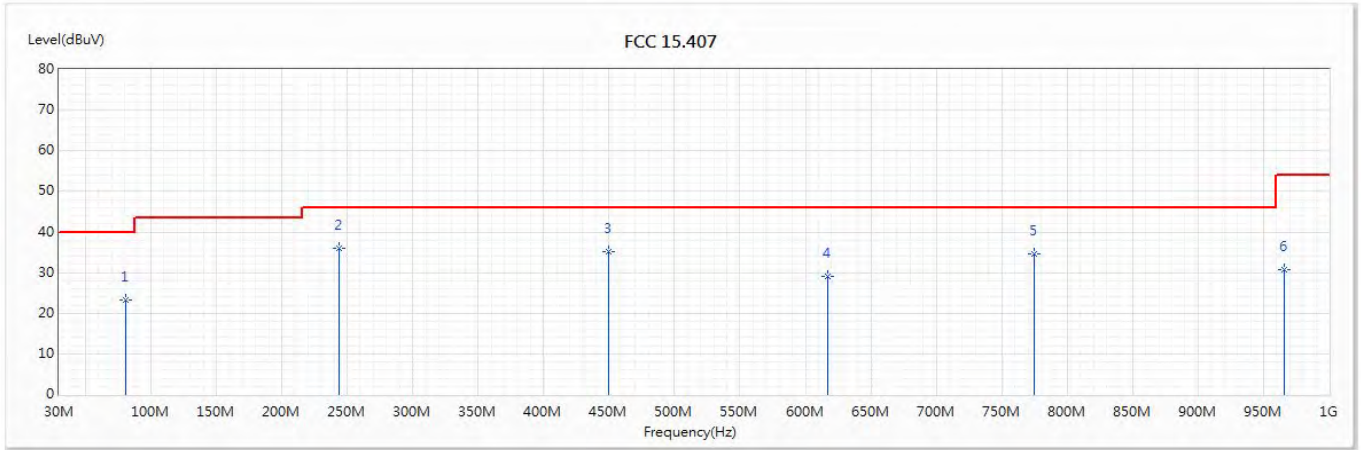
No	Frequency (MHz)	Emission Level (dBuV)	Limit (dBuV)	Margin (dB)	Reading Level (dBuV)	Correct Factor (dB/m)	Detector Type
* 1	249.22	42.62	46.00	-3.38	53.75	-11.13	QP
2	323.91	33.69	46.00	-12.31	42.48	-8.79	QP
3	450.01	34.28	46.00	-11.72	40.32	-6.04	QP
4	748.77	35.23	46.00	-10.77	36.41	-1.18	QP
5	782.72	40.58	46.00	-5.42	41.14	-0.56	QP
6	974.78	32.09	54.00	-21.91	30.35	1.74	QP

Note:

1. All Readings below 1GHz are Quasi-Peak, above 1GHz are performed with peak and/or average measurements as necessary.
2. Measurement Level = Reading Level + Correct Factor.
3. Correct Factor = Antenna factor + Cable loss – Amplifier gain.
4. The emission levels of other frequencies are very lower than the limit and not show in test report.
5. No emission found between lowest internal used/generated frequency to 30MHz.

Product : Intel® Wireless-AC 9560
 Test Item : General Radiated Emission
 Test Date : 2019/11/27
 Test Mode : Mode 13 MIMO: Transmit (802.11ac-80BW_65Mbps) (5290MHz)

Vertical



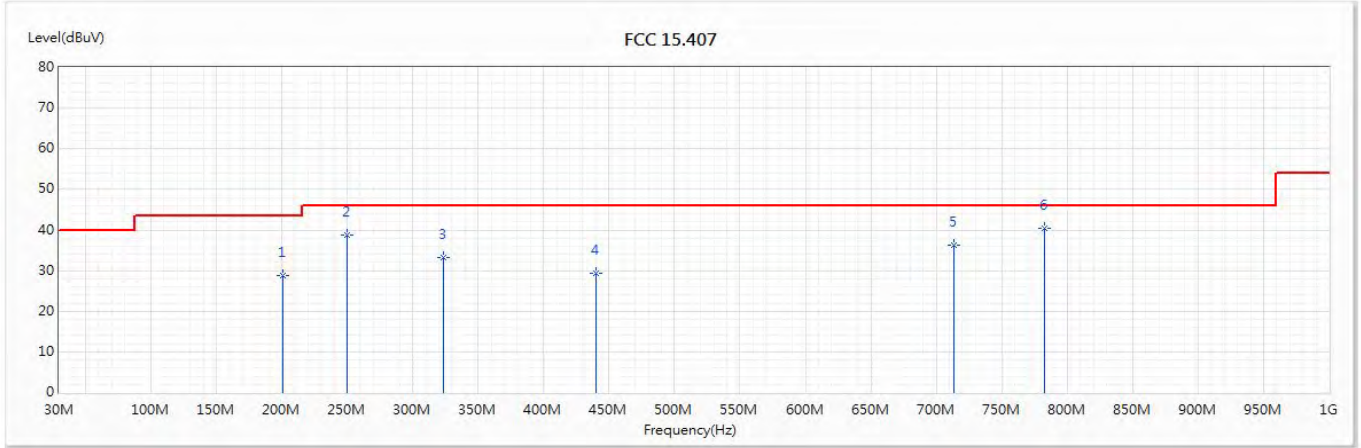
No	Frequency (MHz)	Emission Level (dBuV)	Limit (dBuV)	Margin (dB)	Reading Level (dBuV)	Correct Factor (dB/m)	Detector Type
1	80.44	23.15	40.00	-16.85	37.99	-14.84	QP
* 2	243.4	35.88	46.00	-10.12	47.17	-11.29	QP
3	450.01	35.02	46.00	-10.98	41.06	-6.04	QP
4	616.85	29.11	46.00	-16.89	32.15	-3.04	QP
5	774.96	34.47	46.00	-11.53	35.20	-0.73	QP
6	966.05	30.84	54.00	-23.16	29.19	1.65	QP

Note:

1. All Readings below 1GHz are Quasi-Peak, above 1GHz are performed with peak and/or average measurements as necessary.
2. Measurement Level = Reading Level + Correct Factor.
3. Correct Factor = Antenna factor + Cable loss – Amplifier gain.
4. The emission levels of other frequencies are very lower than the limit and not show in test report.
5. No emission found between lowest internal used/generated frequency to 30MHz.

Product : Intel® Wireless-AC 9560
 Test Item : General Radiated Emission
 Test Date : 2019/11/27
 Test Mode : Mode 13 MIMO: Transmit (802.11ac-80BW_65Mbps) (5530MHz)

Horizontal



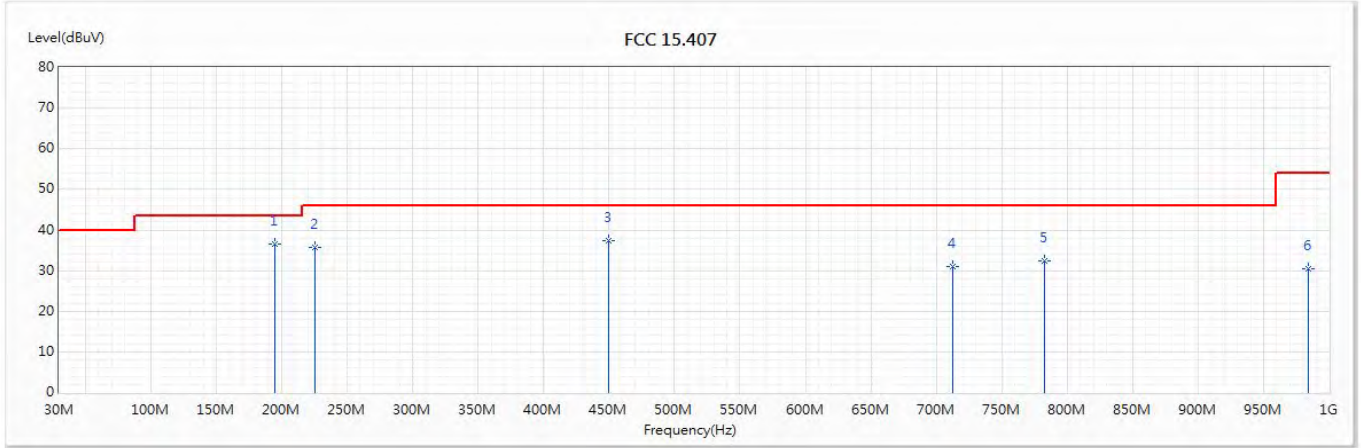
No	Frequency (MHz)	Emission Level (dBuV)	Limit (dBuV)	Margin (dB)	Reading Level (dBuV)	Correct Factor (dB/m)	Detector Type
1	200.72	28.84	43.50	-14.66	41.37	-12.53	QP
2	250.19	38.81	46.00	-7.19	49.93	-11.12	QP
3	323.91	33.16	46.00	-12.84	41.95	-8.79	QP
4	440.31	29.39	46.00	-16.61	35.65	-6.26	QP
5	713.85	36.34	46.00	-9.66	37.74	-1.40	QP
* 6	782.72	40.44	46.00	-5.56	41.00	-0.56	QP

Note:

1. All Readings below 1GHz are Quasi-Peak, above 1GHz are performed with peak and/or average measurements as necessary.
2. Measurement Level = Reading Level + Correct Factor.
3. Correct Factor = Antenna factor + Cable loss – Amplifier gain.
4. The emission levels of other frequencies are very lower than the limit and not show in test report.
5. No emission found between lowest internal used/generated frequency to 30MHz.

Product : Intel® Wireless-AC 9560
 Test Item : General Radiated Emission
 Test Date : 2019/11/27
 Test Mode : Mode 13 MIMO: Transmit (802.11ac-80BW_65Mbps) (5530MHz)

Vertical



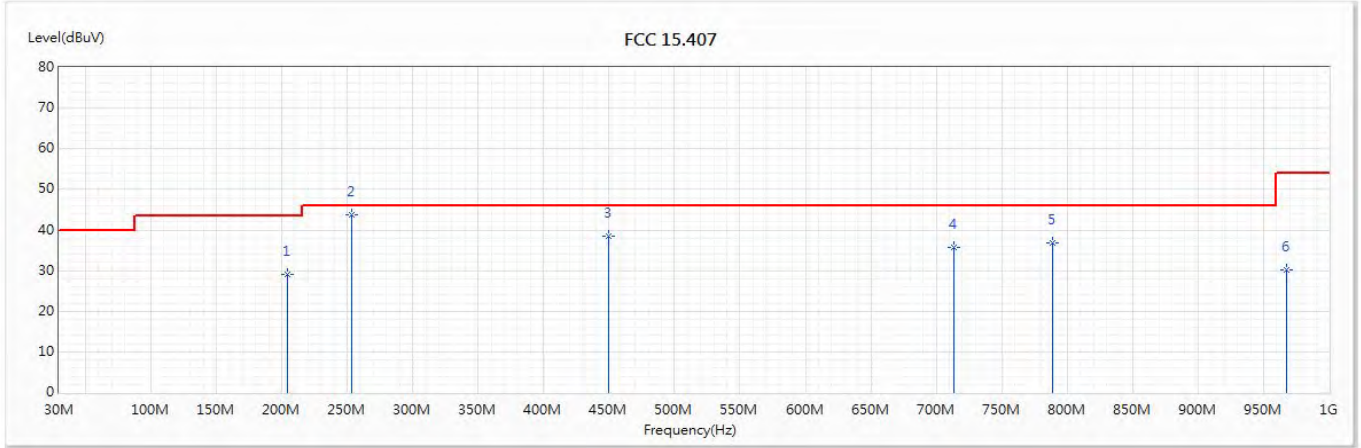
No	Frequency (MHz)	Emission Level (dBuV)	Limit (dBuV)	Margin (dB)	Reading Level (dBuV)	Correct Factor (dB/m)	Detector Type
* 1	194.9	36.54	43.50	-6.96	49.21	-12.67	QP
2	224.97	35.61	46.00	-10.39	48.18	-12.57	QP
3	450.01	37.30	46.00	-8.70	43.34	-6.04	QP
4	712.88	31.14	46.00	-14.86	32.57	-1.43	QP
5	782.72	32.52	46.00	-13.48	33.08	-0.56	QP
6	984.48	30.40	54.00	-23.60	28.65	1.75	QP

Note:

1. All Readings below 1GHz are Quasi-Peak, above 1GHz are performed with peak and/or average measurements as necessary.
2. Measurement Level = Reading Level + Correct Factor.
3. Correct Factor = Antenna factor + Cable loss – Amplifier gain.
4. The emission levels of other frequencies are very lower than the limit and not show in test report.
5. No emission found between lowest internal used/generated frequency to 30MHz.

Product : Intel® Wireless-AC 9560
 Test Item : General Radiated Emission
 Test Date : 2019/11/27
 Test Mode : Mode 13 MIMO: Transmit (802.11ac-80BW_65Mbps) (5775MHz)

Horizontal



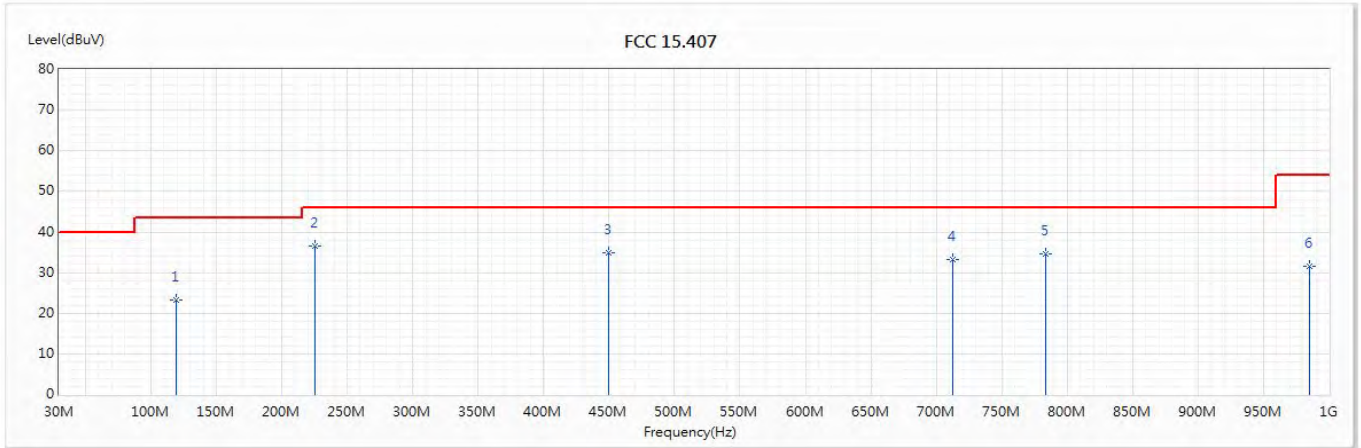
No	Frequency (MHz)	Emission Level (dBuV)	Limit (dBuV)	Margin (dB)	Reading Level (dBuV)	Correct Factor (dB/m)	Detector Type
1	204.6	29.16	43.50	-14.34	41.68	-12.52	QP
* 2	253.1	43.81	46.00	-2.19	54.86	-11.05	QP
3	450.01	38.40	46.00	-7.60	44.44	-6.04	QP
4	713.85	35.71	46.00	-10.29	37.11	-1.40	QP
5	788.54	36.74	46.00	-9.26	37.24	-0.50	QP
6	967.99	30.31	54.00	-23.69	28.62	1.69	QP

Note:

1. All Readings below 1GHz are Quasi-Peak, above 1GHz are performed with peak and/or average measurements as necessary.
2. Measurement Level = Reading Level + Correct Factor.
3. Correct Factor = Antenna factor + Cable loss – Amplifier gain.
4. The emission levels of other frequencies are very lower than the limit and not show in test report.
5. No emission found between lowest internal used/generated frequency to 30MHz.

Product : Intel® Wireless-AC 9560
 Test Item : General Radiated Emission
 Test Date : 2019/11/27
 Test Mode : Mode 13 MIMO: Transmit (802.11ac-80BW_65Mbps) (5775MHz)

Vertical



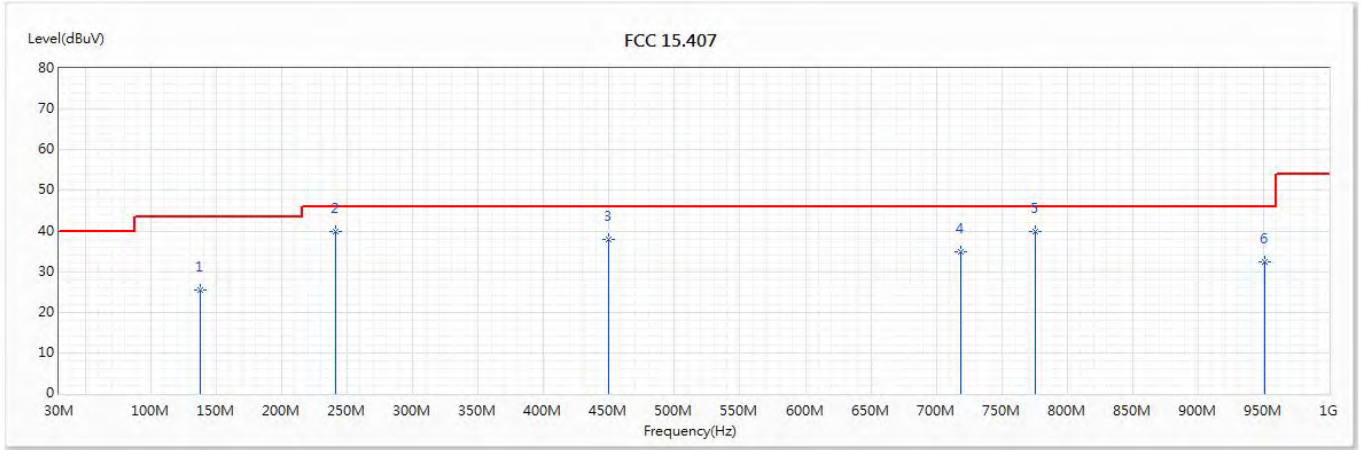
No	Frequency (MHz)	Emission Level (dBuV)	Limit (dBuV)	Margin (dB)	Reading Level (dBuV)	Correct Factor (dB/m)	Detector Type
1	119.24	23.18	43.50	-20.32	36.32	-13.14	QP
* 2	224.97	36.48	46.00	-9.52	49.05	-12.57	QP
3	450.01	34.97	46.00	-11.03	41.01	-6.04	QP
4	712.88	33.27	46.00	-12.73	34.70	-1.43	QP
5	783.69	34.68	46.00	-11.32	35.22	-0.54	QP
6	985.45	31.58	54.00	-22.42	29.85	1.73	QP

Note:

1. All Readings below 1GHz are Quasi-Peak, above 1GHz are performed with peak and/or average measurements as necessary.
2. Measurement Level = Reading Level + Correct Factor.
3. Correct Factor = Antenna factor + Cable loss – Amplifier gain.
4. The emission levels of other frequencies are very lower than the limit and not show in test report.
5. No emission found between lowest internal used/generated frequency to 30MHz.

Product : Intel® Wireless-AC 9560
 Test Item : General Radiated Emission
 Test Date : 2019/11/27
 Test Mode : Mode 14 MIMO: Transmit (802.11ac-160BW_130Mbps) (5250MHz)

Horizontal



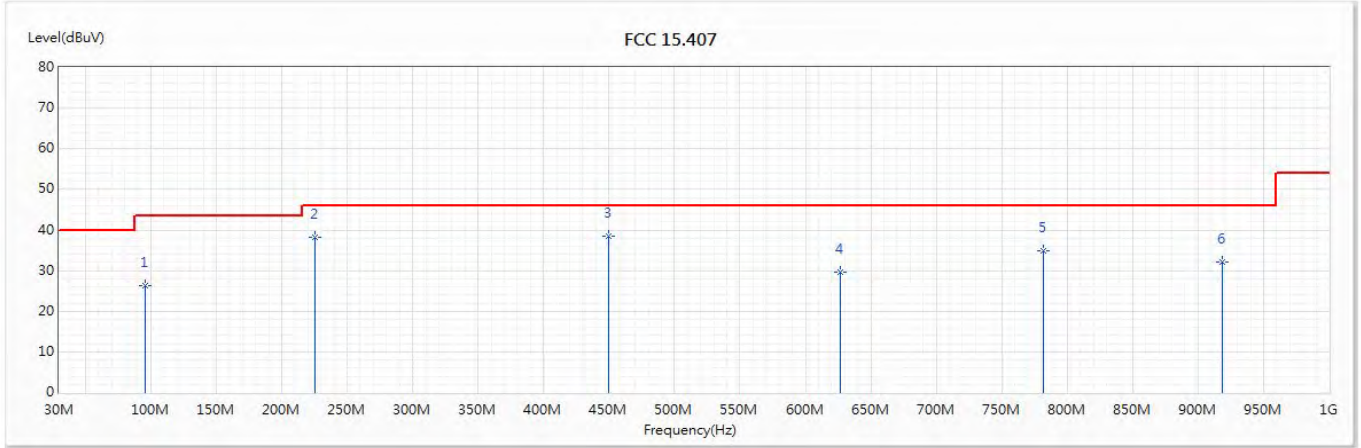
No	Frequency (MHz)	Emission Level (dBuV)	Limit (dBuV)	Margin (dB)	Reading Level (dBuV)	Correct Factor (dB/m)	Detector Type
1	137.67	25.53	43.50	-17.97	36.49	-10.96	QP
* 2	241.46	39.91	46.00	-6.09	51.28	-11.37	QP
3	450.01	37.98	46.00	-8.02	44.02	-6.04	QP
4	718.7	35.00	46.00	-11.00	36.34	-1.34	QP
5	775.93	39.81	46.00	-6.19	40.51	-0.70	QP
6	950.53	32.25	46.00	-13.75	31.12	1.13	QP

Note:

1. All Readings below 1GHz are Quasi-Peak, above 1GHz are performed with peak and/or average measurements as necessary.
2. Measurement Level = Reading Level + Correct Factor.
3. Correct Factor = Antenna factor + Cable loss – Amplifier gain.
4. The emission levels of other frequencies are very lower than the limit and not show in test report.
5. No emission found between lowest internal used/generated frequency to 30MHz.

Product : Intel® Wireless-AC 9560
 Test Item : General Radiated Emission
 Test Date : 2019/11/27
 Test Mode : Mode 14 MIMO: Transmit (802.11ac-160BW_130Mbps) (5250MHz)

Vertical



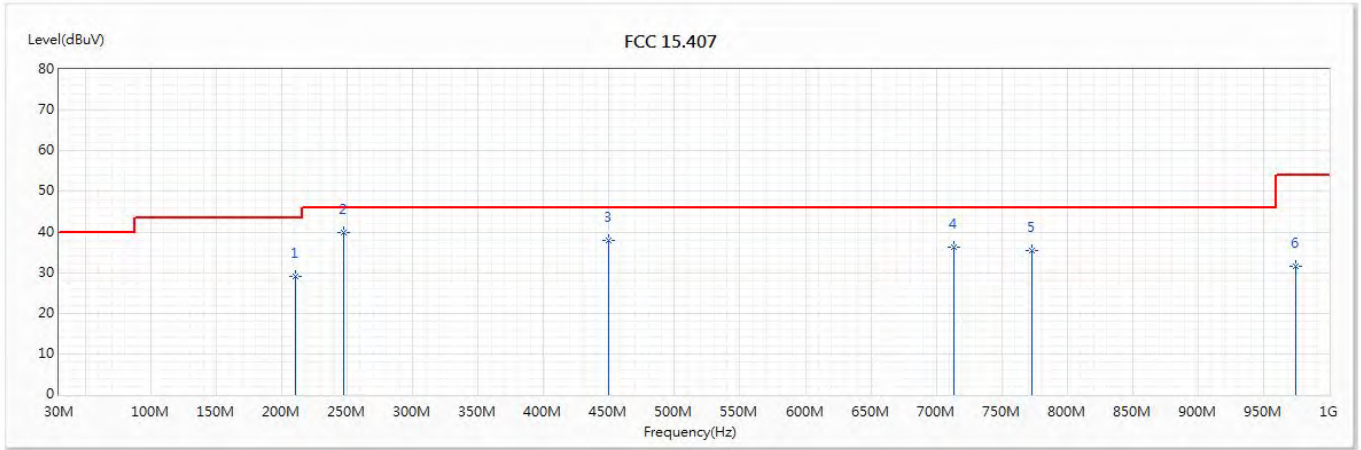
No	Frequency (MHz)	Emission Level (dBuV)	Limit (dBuV)	Margin (dB)	Reading Level (dBuV)	Correct Factor (dB/m)	Detector Type
1	95.96	26.43	43.50	-17.07	42.68	-16.25	QP
2	224.97	38.08	46.00	-7.92	50.65	-12.57	QP
* 3	450.01	38.49	46.00	-7.51	44.53	-6.04	QP
4	626.55	29.55	46.00	-16.45	32.44	-2.89	QP
5	781.75	34.93	46.00	-11.07	35.50	-0.57	QP
6	918.52	32.18	46.00	-13.82	31.14	1.04	QP

Note:

1. All Readings below 1GHz are Quasi-Peak, above 1GHz are performed with peak and/or average measurements as necessary.
2. Measurement Level = Reading Level + Correct Factor.
3. Correct Factor = Antenna factor + Cable loss – Amplifier gain.
4. The emission levels of other frequencies are very lower than the limit and not show in test report.
5. No emission found between lowest internal used/generated frequency to 30MHz.

Product : Intel® Wireless-AC 9560
 Test Item : General Radiated Emission
 Test Date : 2019/11/27
 Test Mode : Mode 14 MIMO: Transmit (802.11ac-160BW_130Mbps) (5570MHz)

Horizontal



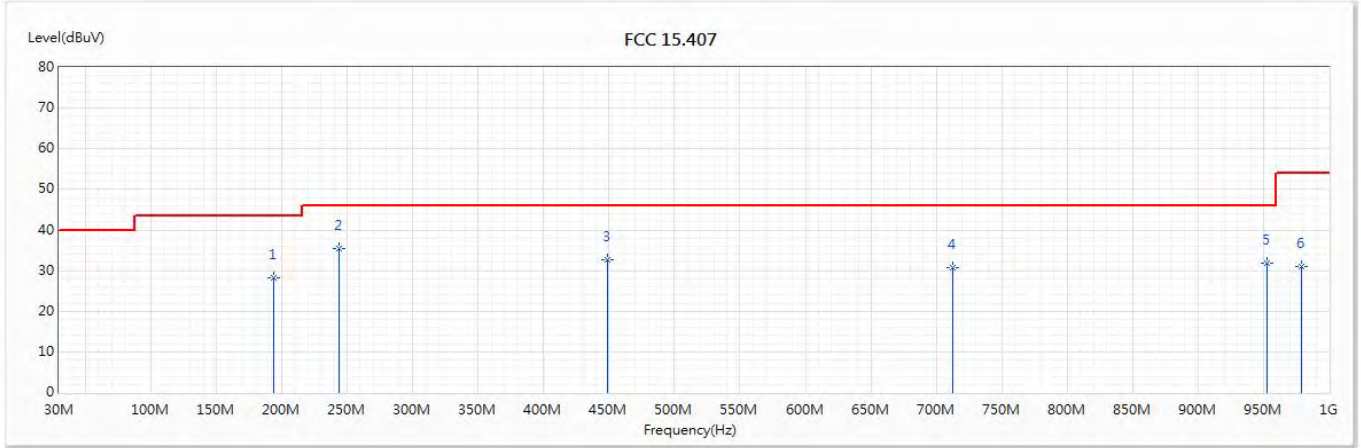
No	Frequency (MHz)	Emission Level (dBuV)	Limit (dBuV)	Margin (dB)	Reading Level (dBuV)	Correct Factor (dB/m)	Detector Type
1	210.42	29.08	43.50	-14.42	41.58	-12.50	QP
* 2	247.28	40.00	46.00	-6.00	51.17	-11.17	QP
3	450.01	37.99	46.00	-8.01	44.03	-6.04	QP
4	713.85	36.38	46.00	-9.62	37.78	-1.40	QP
5	773.02	35.32	46.00	-10.68	36.05	-0.73	QP
6	974.78	31.44	54.00	-22.56	29.70	1.74	QP

Note:

1. All Readings below 1GHz are Quasi-Peak, above 1GHz are performed with peak and/or average measurements as necessary.
2. Measurement Level = Reading Level + Correct Factor.
3. Correct Factor = Antenna factor + Cable loss – Amplifier gain.
4. The emission levels of other frequencies are very lower than the limit and not show in test report.
5. No emission found between lowest internal used/generated frequency to 30MHz.

Product : Intel® Wireless-AC 9560
 Test Item : General Radiated Emission
 Test Date : 2019/11/27
 Test Mode : Mode 14 MIMO: Transmit (802.11ac-160BW_130Mbps) (5570MHz)

Vertical



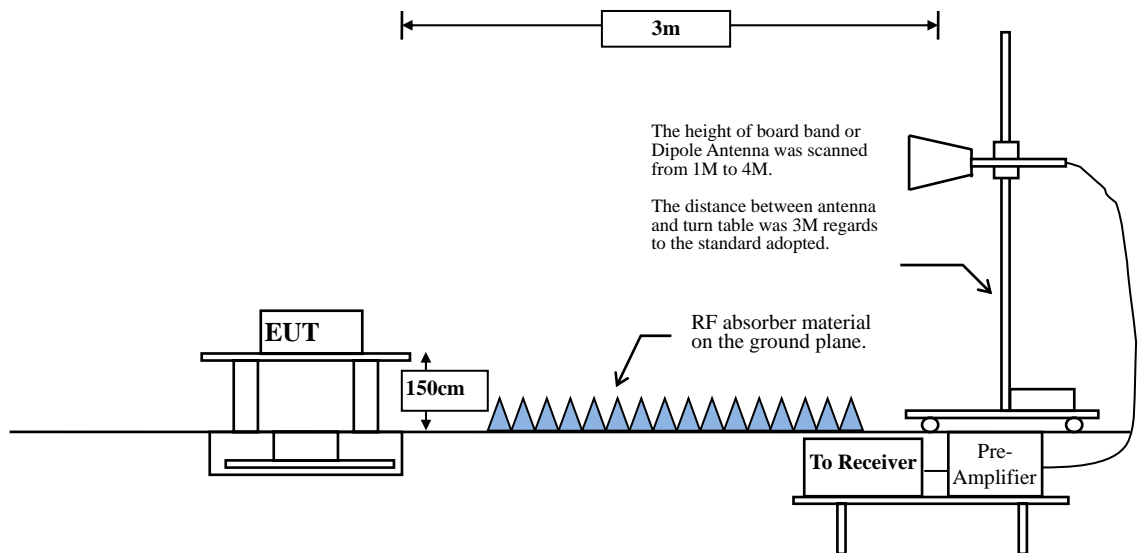
No	Frequency (MHz)	Emission Level (dBuV)	Limit (dBuV)	Margin (dB)	Reading Level (dBuV)	Correct Factor (dB/m)	Detector Type
1	193.93	28.31	43.50	-15.19	40.97	-12.66	QP
* 2	243.4	35.33	46.00	-10.67	46.62	-11.29	QP
3	449.04	32.58	46.00	-13.42	38.63	-6.05	QP
4	712.88	30.61	46.00	-15.39	32.04	-1.43	QP
5	952.47	31.82	46.00	-14.18	30.61	1.21	QP
6	978.66	31.00	54.00	-23.00	29.25	1.75	QP

Note:

1. All Readings below 1GHz are Quasi-Peak, above 1GHz are performed with peak and/or average measurements as necessary.
2. Measurement Level = Reading Level + Correct Factor.
3. Correct Factor = Antenna factor + Cable loss – Amplifier gain.
4. The emission levels of other frequencies are very lower than the limit and not show in test report.
5. No emission found between lowest internal used/generated frequency to 30MHz.

4. Band Edge

4.1. Test Setup



4.2. Limits

The provisions of Section 15.205 of this part apply to intentional radiators operating under this section.

Radiated emissions which fall in the restricted bands, as defined in Section 15.205, must also comply with the radiated emission limits specified in Section 15.209:

FCC Part 15 Subpart C Paragraph 15.209 Limits		
Frequency MHz	uV/m @3m	dBµV/m@3m
30-88	100	40
88-216	150	43.5
216-960	200	46
Above 960	500	54

- Remarks :
1. RF Voltage (dBµV) = 20 log RF Voltage (uV)
 2. In the Above Table, the tighter limit applies at the band edges.
 3. Distance refers to the distance in meters between the measuring instrument antenna and the closed point of any part of the device or system.

4.3. Test Procedure

The EUT is placed on a turn table which is 1.5 meter above ground. The turn table can rotate 360 degrees to determine the position of the maximum emission level. The EUT was positioned such that the distance from antenna to the EUT was 3 meters.

The antenna can move up and down between 1 meter and 4 meters to find out the maximum emission level.

Both horizontal and vertical polarization of the antenna are set on measurement. In order to find the maximum emission, all of the interface cables must be manipulated according to ANSI C63.10:2013 on radiated measurement.

The bandwidth below 1GHz setting on the field strength meter is 120 kHz, above 1GHz are 1 MHz. The EUT was setup to ANSI C63.10, 2013; tested to UNII test procedure of FCC KDB-789033 for compliance to FCC 47CFR Subpart E requirements.

RBW and VBW Parameter setting:

According to KDB 789033 section II.G.5 Procedure for Unwanted Maximum Emissions Measurements above 1000 MHz.

RBW = 1MHz.

VBW \geq 3MHz.

According to KDB 789033 section II.G.6 Procedures for Average Unwanted Emissions Measurements above 1000 MHz.

RBW = 1MHz.

VBW = 10Hz, when duty cycle \geq 98 %

VBW \geq 1/T, when duty cycle < 98 %

(T refers to the minimum transmission duration over which the transmitter is on and is transmitting at its maximum power control level for the tested mode of operation.)

SISO A

5GHz band	Duty Cycle (%)	T (ms)	1/T (Hz)	VBW (Hz)
802.11a	98.80	2.0650	484	10
802.11n20	99.64	37.3450	27	10
802.11n40	99.81	17.9450	56	10
802.11ac80	99.46	11.0700	90	10
802.11ac160	99.37	5.5450	180	10

Note: Duty Cycle Refer to Section 5

SISO B

5GHz band	Duty Cycle (%)	T (ms)	1/T (Hz)	VBW (Hz)
802.11a	99.04	2.0700	483	10
802.11n20	99.41	37.1700	27	10
802.11n40	99.33	17.9200	56	10
802.11ac80	99.55	11.0900	90	10
802.11ac160	99.64	5.5600	180	10

Note: Duty Cycle Refer to Section 5

MIMO

5GHz band	Duty Cycle (%)	T (ms)	1/T (Hz)	VBW (Hz)
802.11n20	99.47	18.6000	54	10
802.11n40	99.34	8.9900	111	10
802.11ac80	99.28	5.5500	180	10
802.11ac160	98.94	2.8100	356	10

Note: Duty Cycle Refer to Section 5

4.4. Uncertainty

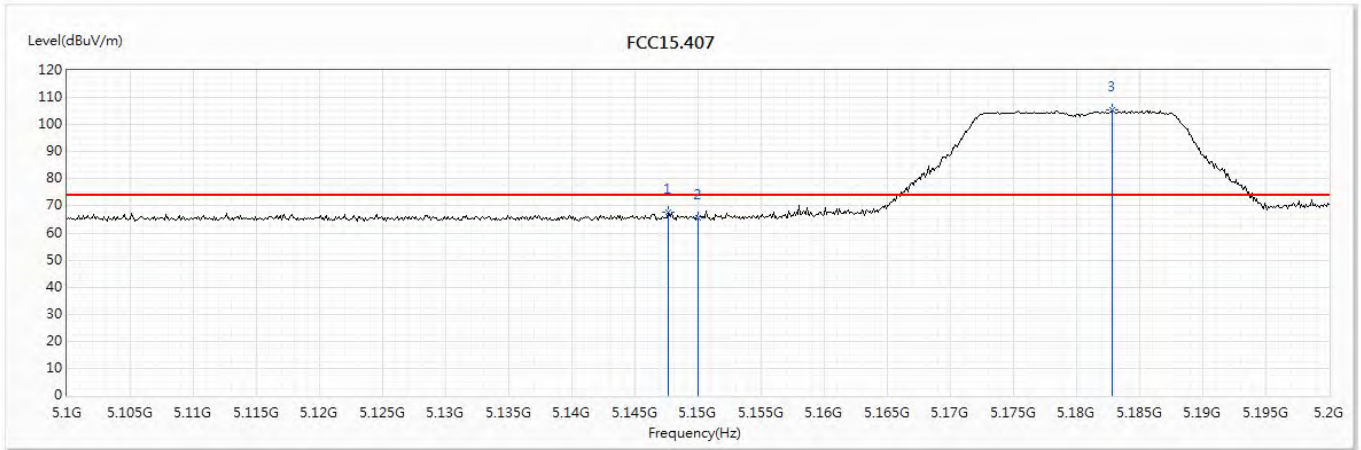
Horizontal polarization : 1-18GHz: ± 3.77 dB

Vertical polarization : 1-18GHz : ± 3.83 dB

4.5. Test Result of Band Edge

Product : Intel® Wireless-AC 9560
 Test Item : Band Edge Data
 Test Date : 2019/11/21
 Test Mode : Mode 1 SISO A: Transmit (802.11a_6Mbps)-Channel 36 (5180MHz)

Horizontal



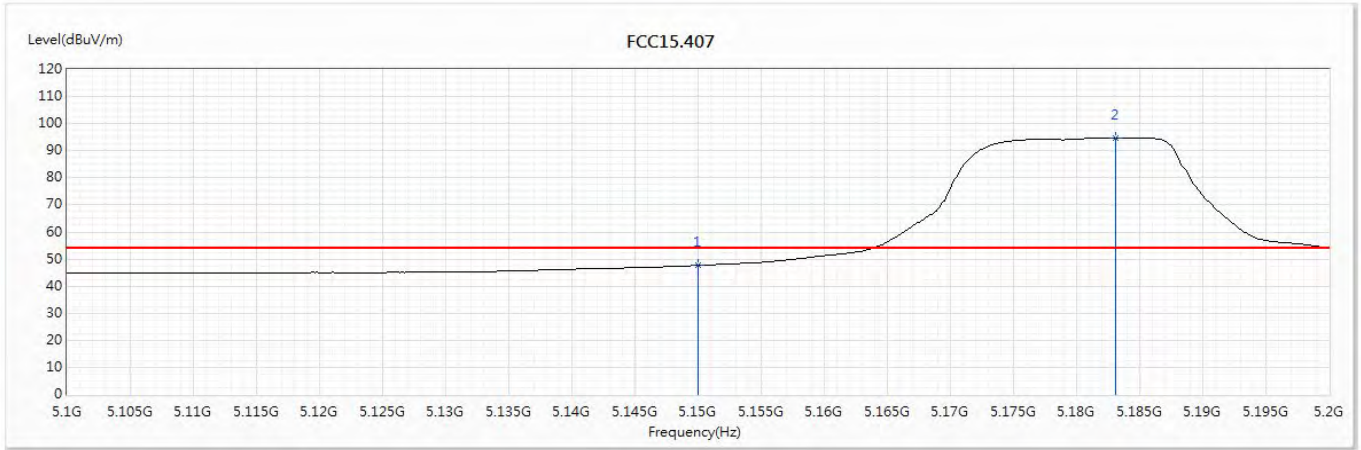
No	Frequency (MHz)	Emission Level (dBuV/m)	Limit (dBuV/m)	Margin (dB)	Reading Level (dBuV)	Correct Factor (dB/m)	Detector Type
1	5147.6	67.85	74.00	-6.15	51.72	16.13	PK
2	5150	65.78	74.00	-8.22	49.65	16.13	PK
3	5182.8	105.31	--	--	89.03	16.28	PK

Note:

1. All readings above 1GHz are performed with peak and/or average measurements as necessary.
2. Measurement Level = Reading Level + Correct Factor.
3. The average measurement was not performed when the peak measured data under the limit of average detection.

Product : Intel® Wireless-AC 9560
 Test Item : Band Edge Data
 Test Date : 2019/11/21
 Test Mode : Mode 1 SISO A: Transmit (802.11a_6Mbps)-Channel 36 (5180MHz)

Horizontal



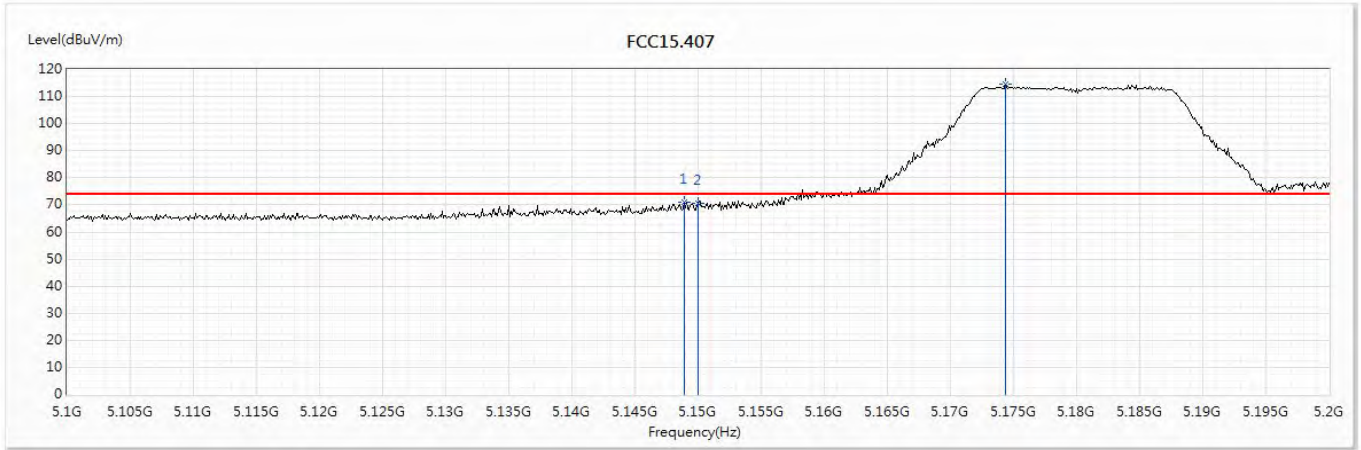
No	Frequency (MHz)	Emission Level (dBuV/m)	Limit (dBuV/m)	Margin (dB)	Reading Level (dBuV)	Correct Factor (dB/m)	Detector Type
1	5150	47.66	54.00	-6.34	31.53	16.13	AV
2	5183.1	94.69	--	--	78.41	16.28	AV

Note:

1. All readings above 1GHz are performed with peak and/or average measurements as necessary.
2. Measurement Level = Reading Level + Correct Factor.
3. The average measurement was not performed when the peak measured data under the limit of average detection.

Product : Intel® Wireless-AC 9560
 Test Item : Band Edge Data
 Test Date : 2019/11/21
 Test Mode : Mode 1 SISO A: Transmit (802.11a_6Mbps)-Channel 36 (5180MHz)

Vertical



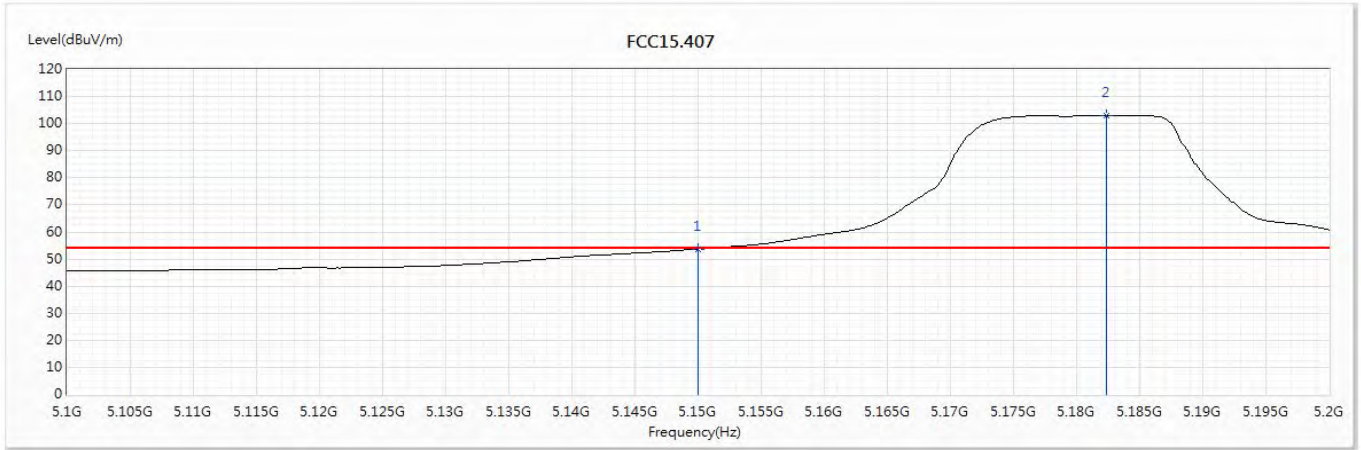
No	Frequency (MHz)	Emission Level (dBuV/m)	Limit (dBuV/m)	Margin (dB)	Reading Level (dBuV)	Correct Factor (dB/m)	Detector Type
1	5148.9	70.94	74.00	-3.06	54.81	16.13	PK
2	5150	70.41	74.00	-3.59	54.28	16.13	PK
3	5174.4	114.47	--	--	98.22	16.25	PK

Note:

1. All readings above 1GHz are performed with peak and/or average measurements as necessary.
2. Measurement Level = Reading Level + Correct Factor.
3. The average measurement was not performed when the peak measured data under the limit of average detection.

Product : Intel® Wireless-AC 9560
 Test Item : Band Edge Data
 Test Date : 2019/11/21
 Test Mode : Mode 1 SISO A: Transmit (802.11a_6Mbps)-Channel 36 (5180MHz)

Vertical



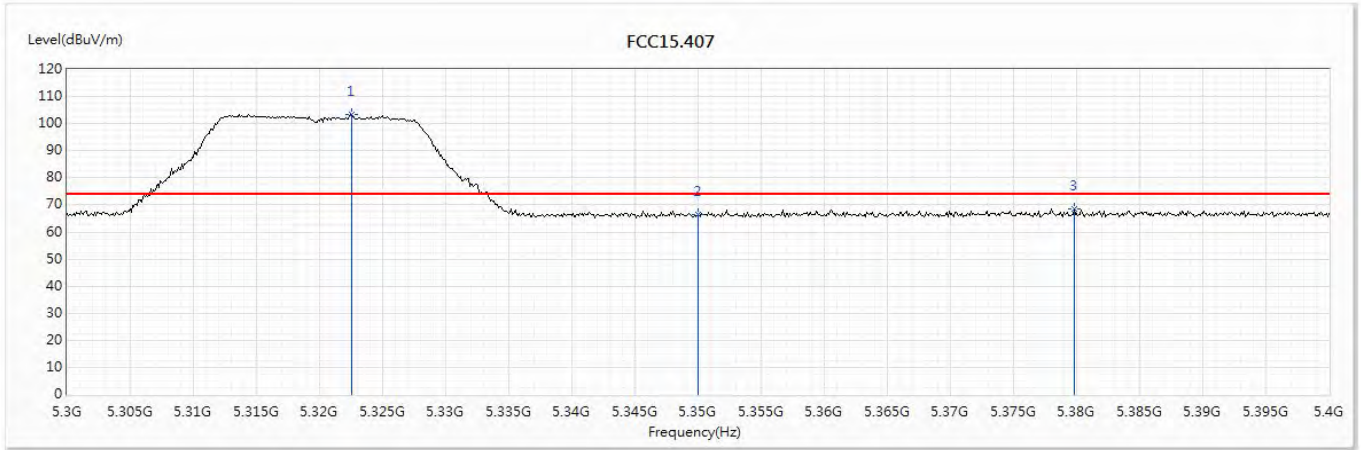
No	Frequency (MHz)	Emission Level (dBuV/m)	Limit (dBuV/m)	Margin (dB)	Reading Level (dBuV)	Correct Factor (dB/m)	Detector Type
1	5150	53.75	54.00	-0.25	37.62	16.13	AV
2	5182.4	103.17	--	--	86.91	16.26	AV

Note:

1. All readings above 1GHz are performed with peak and/or average measurements as necessary.
2. Measurement Level = Reading Level + Correct Factor.
3. The average measurement was not performed when the peak measured data under the limit of average detection.

Product : Intel® Wireless-AC 9560
 Test Item : Band Edge Data
 Test Date : 2019/11/21
 Test Mode : Mode 1 SISO A: Transmit (802.11a_6Mbps)-Channel 64 (5320MHz)

Horizontal



No	Frequency (MHz)	Emission Level (dBuV/m)	Limit (dBuV/m)	Margin (dB)	Reading Level (dBuV)	Correct Factor (dB/m)	Detector Type
1	5322.5	103.47	--	--	86.77	16.70	PK
2	5350	66.40	74.00	-7.60	49.57	16.83	PK
3	5379.8	68.57	74.00	-5.43	51.65	16.92	PK

Note:

1. All readings above 1GHz are performed with peak and/or average measurements as necessary.
2. Measurement Level = Reading Level + Correct Factor.
3. The average measurement was not performed when the peak measured data under the limit of average detection.