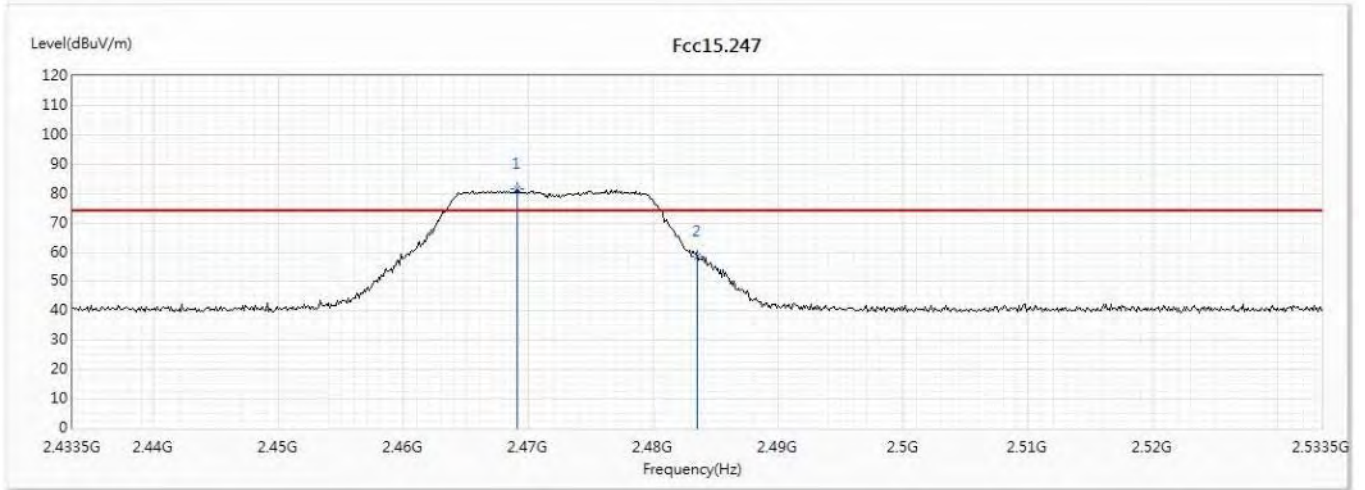


Product : Intel® Wireless-AC 9560
 Test Item : Band Edge
 Test Date : 2019/11/29
 Test Mode : Mode 2 SISO A: Transmit (802.11g_6Mbps) (2472MHz)

Horizontal



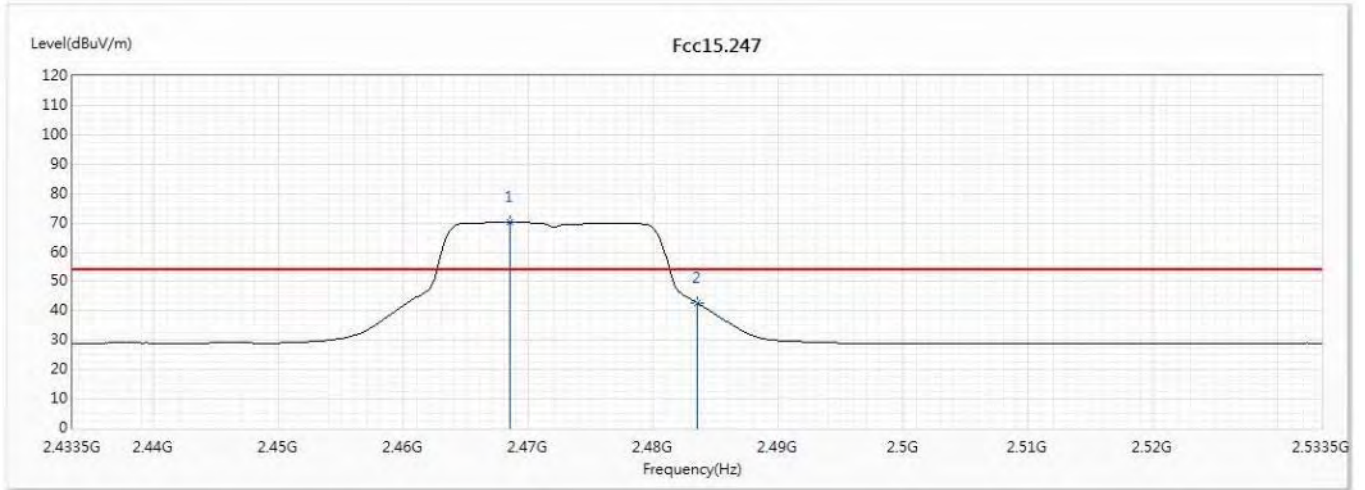
No	Frequency (MHz)	Emission Level (dBuV/m)	Limit (dBuV/m)	Margin (dB)	Reading Level (dBuV)	Correct Factor (dB/m)	Detector Type
1	2469.1	81.71	--	--	70.07	11.64	PK
2	2483.5	58.57	74.00	-15.43	46.89	11.68	PK

Note:

1. All readings above 1GHz are performed with peak and/or average measurements as necessary.
2. Measurement Level = Reading Level + Correct Factor.
3. The average measurement was not performed when the peak measured data under the limit of average detection.

Product : Intel® Wireless-AC 9560
 Test Item : Band Edge
 Test Date : 2019/11/29
 Test Mode : Mode 2 SISO A: Transmit (802.11g_6Mbps) (2472MHz)

Horizontal



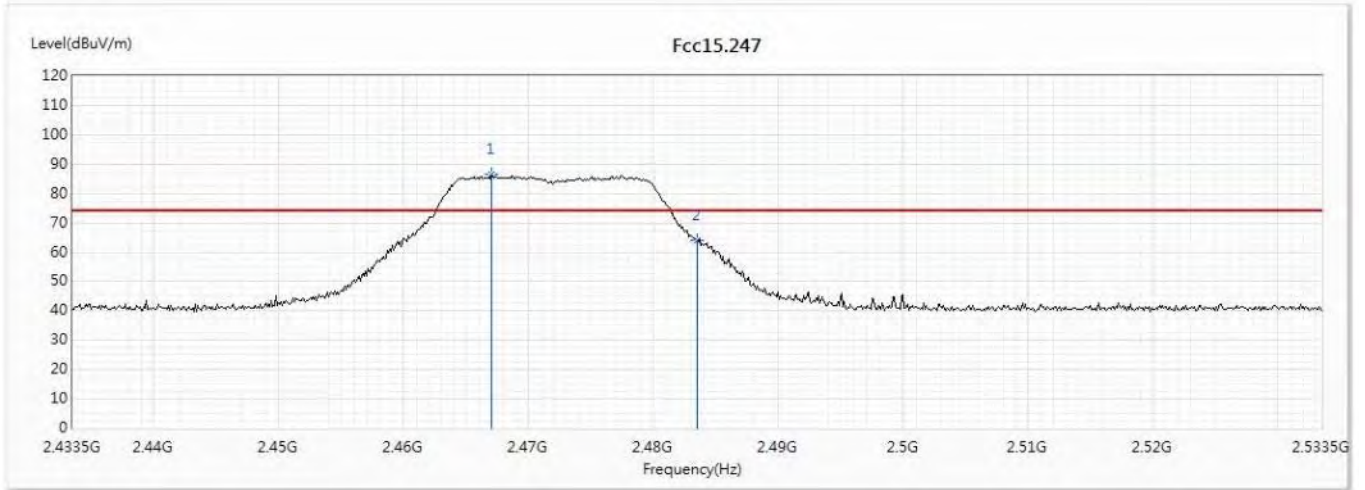
No	Frequency (MHz)	Emission Level (dBuV/m)	Limit (dBuV/m)	Margin (dB)	Reading Level (dBuV)	Correct Factor (dB/m)	Detector Type
1	2468.5	70.23	--	--	58.59	11.64	AV
2	2483.5	42.71	54.00	-11.29	31.03	11.68	AV

Note:

1. All readings above 1GHz are performed with peak and/or average measurements as necessary.
2. Measurement Level = Reading Level + Correct Factor.
3. The average measurement was not performed when the peak measured data under the limit of average detection.

Product : Intel® Wireless-AC 9560
 Test Item : Band Edge
 Test Date : 2019/11/29
 Test Mode : Mode 2 SISO A: Transmit (802.11g_6Mbps) (2472MHz)

Vertical



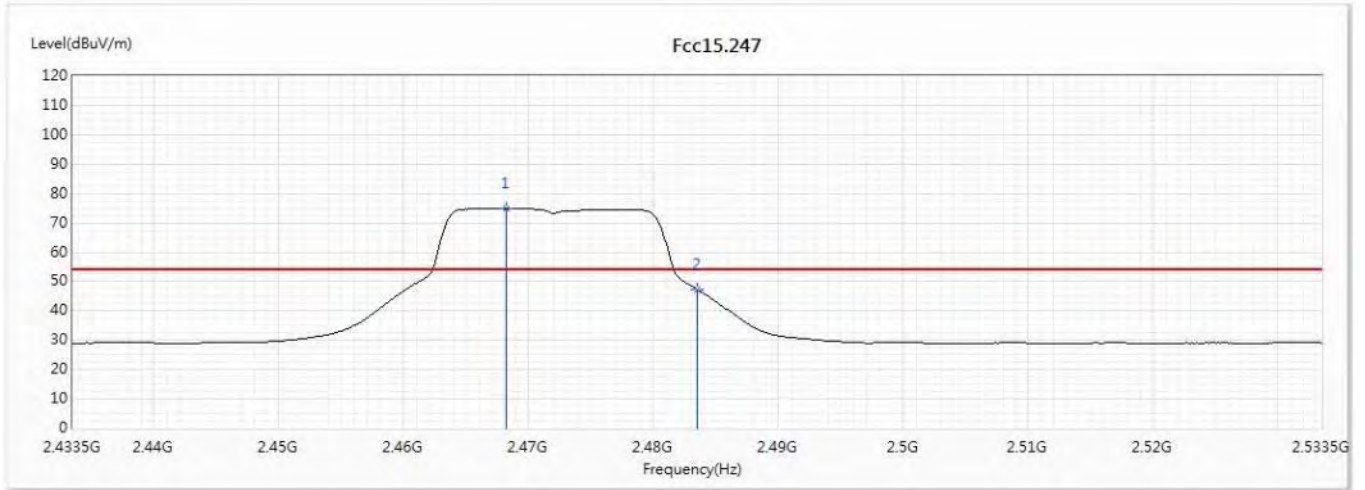
No	Frequency (MHz)	Emission Level (dBuV/m)	Limit (dBuV/m)	Margin (dB)	Reading Level (dBuV)	Correct Factor (dB/m)	Detector Type
1	2467	86.65	--	--	75.02	11.63	PK
2	2483.5	63.95	74.00	-10.05	52.27	11.68	PK

Note:

1. All readings above 1GHz are performed with peak and/or average measurements as necessary.
2. Measurement Level = Reading Level + Correct Factor.
3. The average measurement was not performed when the peak measured data under the limit of average detection.

Product : Intel® Wireless-AC 9560
 Test Item : Band Edge
 Test Date : 2019/11/29
 Test Mode : Mode 2 SISO A: Transmit (802.11g_6Mbps) (2472MHz)

Vertical



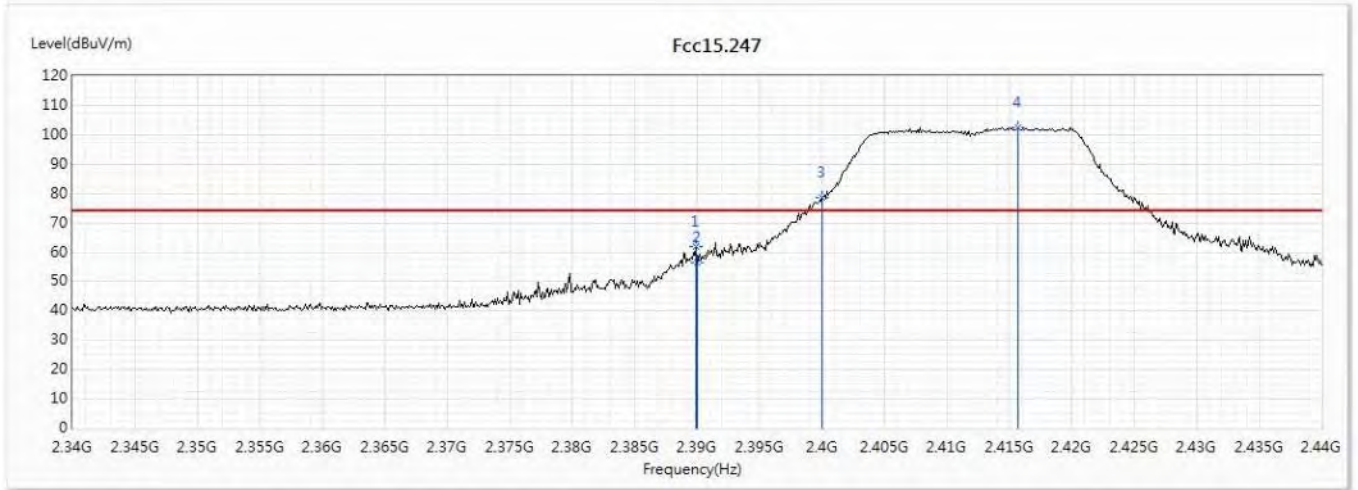
No	Frequency (MHz)	Emission Level (dBuV/m)	Limit (dBuV/m)	Margin (dB)	Reading Level (dBuV)	Correct Factor (dB/m)	Detector Type
1	2468.2	74.90	--	--	63.26	11.64	AV
2	2483.5	47.31	54.00	-6.69	35.63	11.68	AV

Note:

1. All readings above 1GHz are performed with peak and/or average measurements as necessary.
2. Measurement Level = Reading Level + Correct Factor.
3. The average measurement was not performed when the peak measured data under the limit of average detection.

Product : Intel® Wireless-AC 9560
 Test Item : Band Edge
 Test Date : 2019/11/29
 Test Mode : Mode 3 SISO A: Transmit (802.11n-20BW_7.2Mbps) (2412MHz)

Horizontal



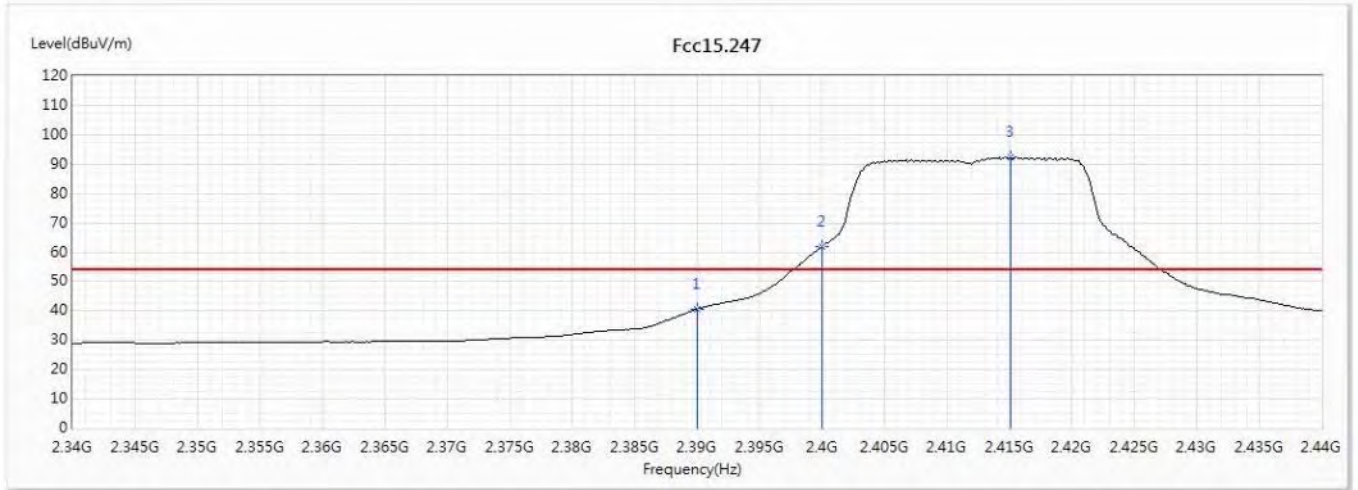
No	Frequency (MHz)	Emission Level (dBuV/m)	Limit (dBuV/m)	Margin (dB)	Reading Level (dBuV)	Correct Factor (dB/m)	Detector Type
1	2389.9	61.73	74.00	-12.27	50.20	11.53	PK
2	2390	56.54	74.00	-17.46	45.01	11.53	PK
3	2400	78.73	--	--	67.19	11.54	PK
4	2415.7	102.54	--	--	90.98	11.56	PK

Note:

1. All readings above 1GHz are performed with peak and/or average measurements as necessary.
2. Measurement Level = Reading Level + Correct Factor.
3. The average measurement was not performed when the peak measured data under the limit of average detection.

Product : Intel® Wireless-AC 9560
 Test Item : Band Edge
 Test Date : 2019/11/29
 Test Mode : Mode 3 SISO A: Transmit (802.11n-20BW_7.2Mbps) (2412MHz)

Horizontal



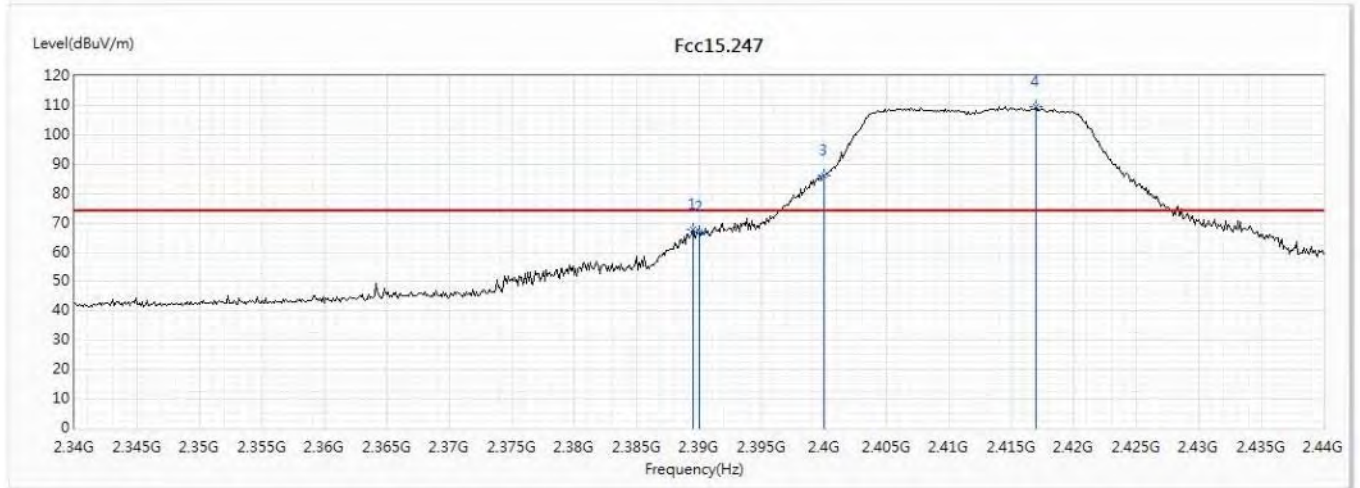
No	Frequency (MHz)	Emission Level (dBuV/m)	Limit (dBuV/m)	Margin (dB)	Reading Level (dBuV)	Correct Factor (dB/m)	Detector Type
1	2390	40.58	54.00	-13.42	29.05	11.53	AV
2	2400	61.80	--	--	50.26	11.54	AV
3	2415.1	92.25	--	--	80.70	11.55	AV

Note:

1. All readings above 1GHz are performed with peak and/or average measurements as necessary.
2. Measurement Level = Reading Level + Correct Factor.
3. The average measurement was not performed when the peak measured data under the limit of average detection.

Product : Intel® Wireless-AC 9560
 Test Item : Band Edge
 Test Date : 2019/11/29
 Test Mode : Mode 3 SISO A: Transmit (802.11n-20BW_7.2Mbps) (2412MHz)

Vertical



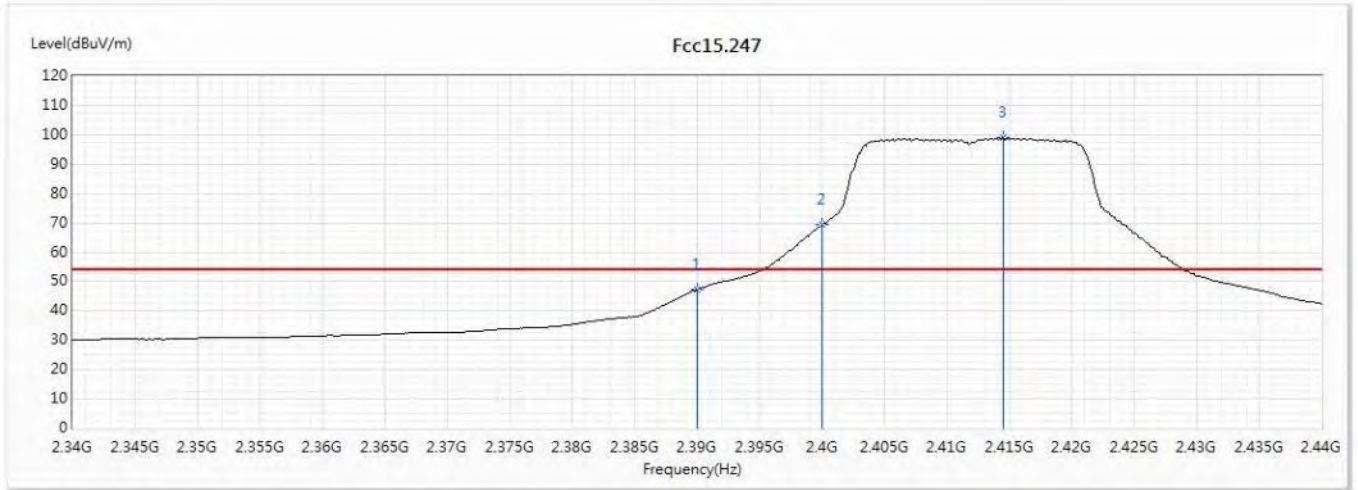
No	Frequency (MHz)	Emission Level (dBuV/m)	Limit (dBuV/m)	Margin (dB)	Reading Level (dBuV)	Correct Factor (dB/m)	Detector Type
1	2389.5	67.75	74.00	-6.25	56.22	11.53	PK
2	2390	66.79	74.00	-7.21	55.26	11.53	PK
3	2400	86.09	--	--	74.55	11.54	PK
4	2417	109.69	--	--	98.13	11.56	PK

Note:

1. All readings above 1GHz are performed with peak and/or average measurements as necessary.
2. Measurement Level = Reading Level + Correct Factor.
3. The average measurement was not performed when the peak measured data under the limit of average detection.

Product : Intel® Wireless-AC 9560
 Test Item : Band Edge
 Test Date : 2019/11/29
 Test Mode : Mode 3 SISO A: Transmit (802.11n-20BW_7.2Mbps) (2412MHz)

Vertical



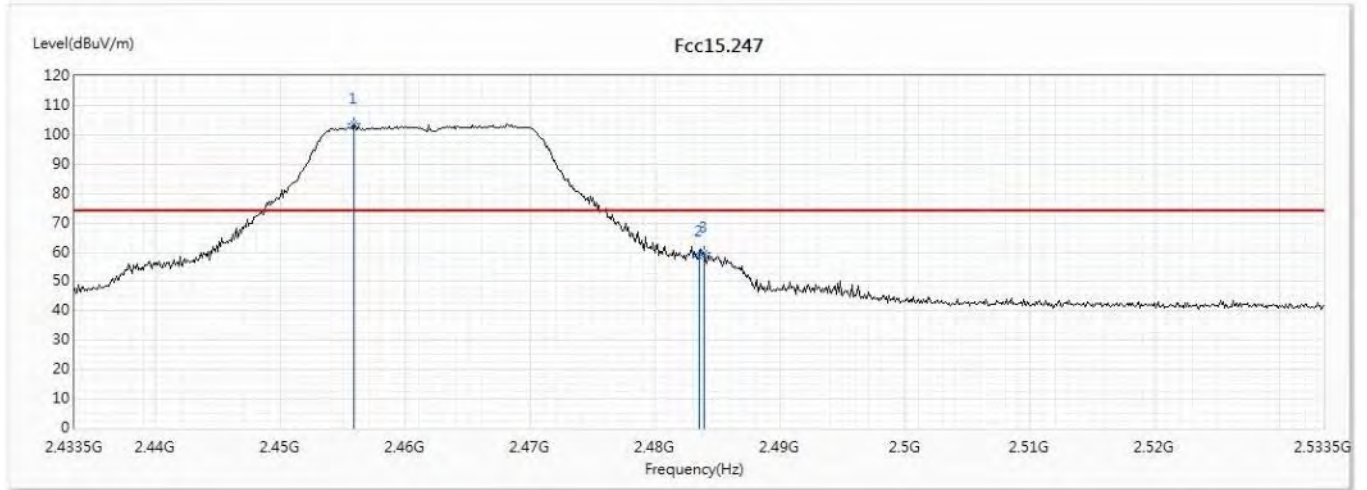
No	Frequency (MHz)	Emission Level (dBuV/m)	Limit (dBuV/m)	Margin (dB)	Reading Level (dBuV)	Correct Factor (dB/m)	Detector Type
1	2390	47.38	54.00	-6.62	35.85	11.53	AV
2	2400	69.30	--	--	57.76	11.54	AV
3	2414.5	98.92	--	--	87.37	11.55	AV

Note:

1. All readings above 1GHz are performed with peak and/or average measurements as necessary.
2. Measurement Level = Reading Level + Correct Factor.
3. The average measurement was not performed when the peak measured data under the limit of average detection.

Product : Intel® Wireless-AC 9560
 Test Item : Band Edge
 Test Date : 2019/11/29
 Test Mode : Mode 3 SISO A: Transmit (802.11n-20BW_7.2Mbps) (2462MHz)

Horizontal



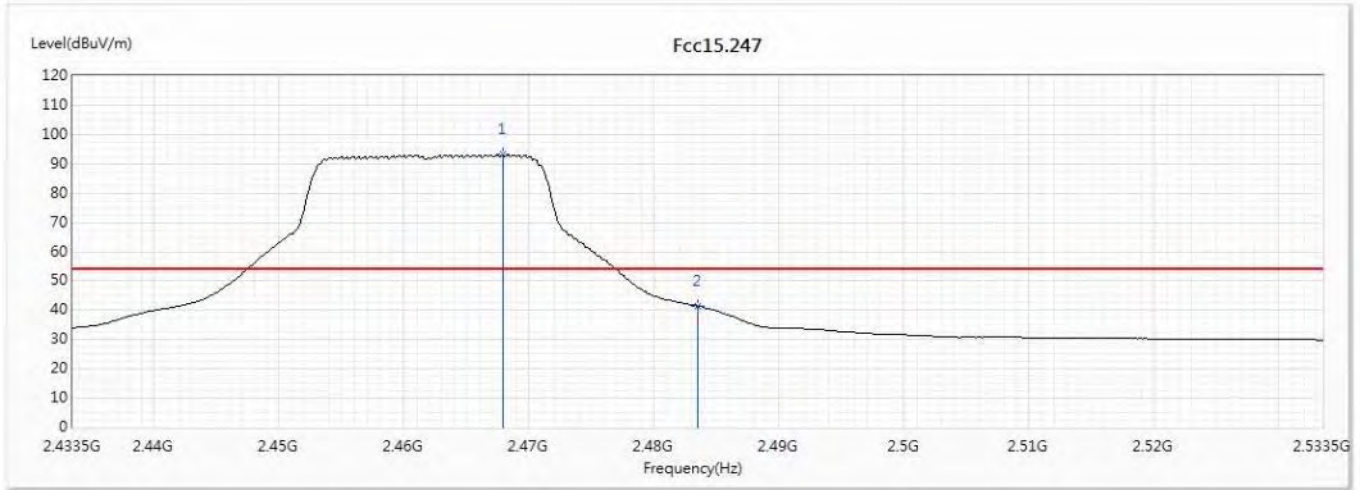
No	Frequency (MHz)	Emission Level (dBuV/m)	Limit (dBuV/m)	Margin (dB)	Reading Level (dBuV)	Correct Factor (dB/m)	Detector Type
1	2455.9	103.89	--	--	92.30	11.59	PK
2	2483.5	58.46	74.00	-15.54	46.78	11.68	PK
3	2483.9	59.64	74.00	-14.36	47.96	11.68	PK

Note:

1. All readings above 1GHz are performed with peak and/or average measurements as necessary.
2. Measurement Level = Reading Level + Correct Factor.
3. The average measurement was not performed when the peak measured data under the limit of average detection.

Product : Intel® Wireless-AC 9560
 Test Item : Band Edge
 Test Date : 2019/11/29
 Test Mode : Mode 3 SISO A: Transmit (802.11n-20BW_7.2Mbps) (2462MHz)

Horizontal



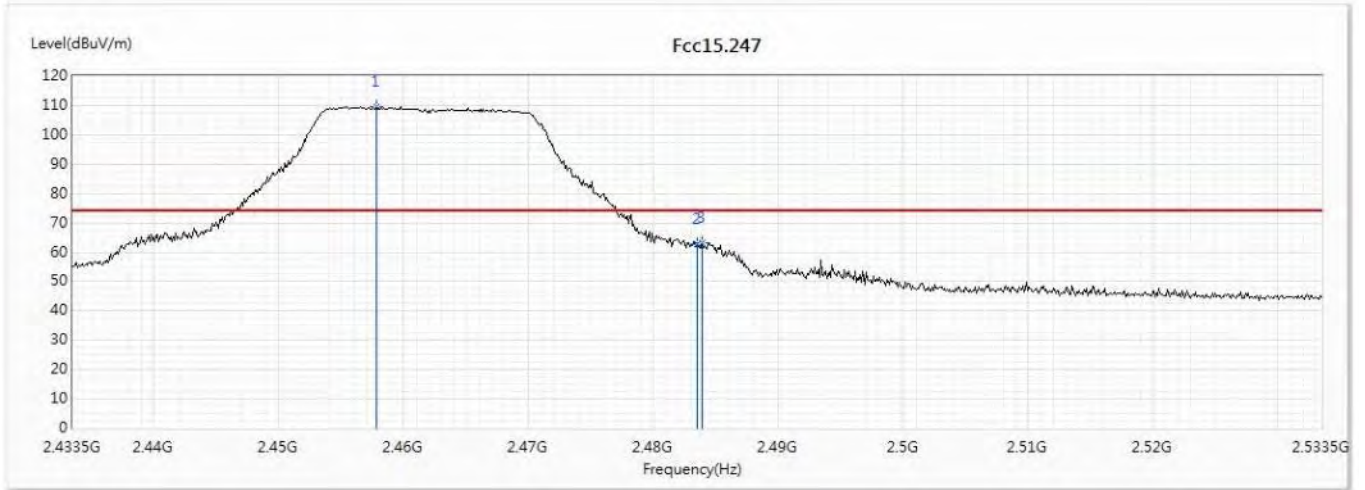
No	Frequency (MHz)	Emission Level (dBuV/m)	Limit (dBuV/m)	Margin (dB)	Reading Level (dBuV)	Correct Factor (dB/m)	Detector Type
1	2467.9	93.05	--	--	81.41	11.64	AV
2	2483.5	41.52	54.00	-12.48	29.84	11.68	AV

Note:

1. All readings above 1GHz are performed with peak and/or average measurements as necessary.
2. Measurement Level = Reading Level + Correct Factor.
3. The average measurement was not performed when the peak measured data under the limit of average detection.

Product : Intel® Wireless-AC 9560
 Test Item : Band Edge
 Test Date : 2019/11/29
 Test Mode : Mode 3 SISO A: Transmit (802.11n-20BW_7.2Mbps) (2462MHz)

Vertical



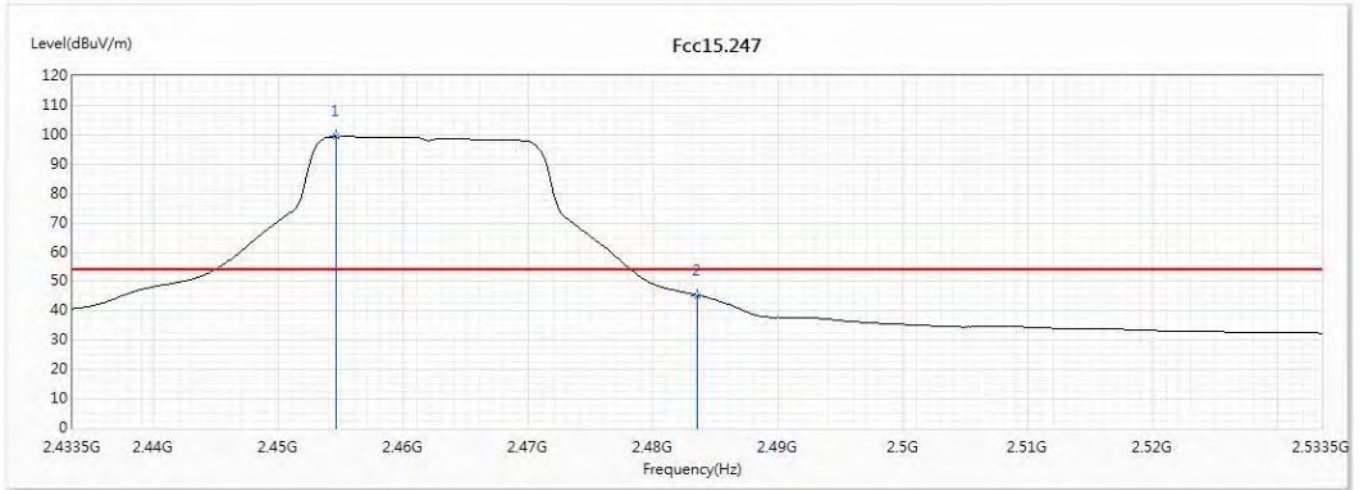
No	Frequency (MHz)	Emission Level (dBuV/m)	Limit (dBuV/m)	Margin (dB)	Reading Level (dBuV)	Correct Factor (dB/m)	Detector Type
1	2457.8	109.65	--	--	98.05	11.60	PK
2	2483.5	62.72	74.00	-11.28	51.04	11.68	PK
3	2483.9	62.97	74.00	-11.03	51.29	11.68	PK

Note:

1. All readings above 1GHz are performed with peak and/or average measurements as necessary.
2. Measurement Level = Reading Level + Correct Factor.
3. The average measurement was not performed when the peak measured data under the limit of average detection.

Product : Intel® Wireless-AC 9560
 Test Item : Band Edge
 Test Date : 2019/11/29
 Test Mode : Mode 3 SISO A: Transmit (802.11n-20BW_7.2Mbps) (2462MHz)

Vertical



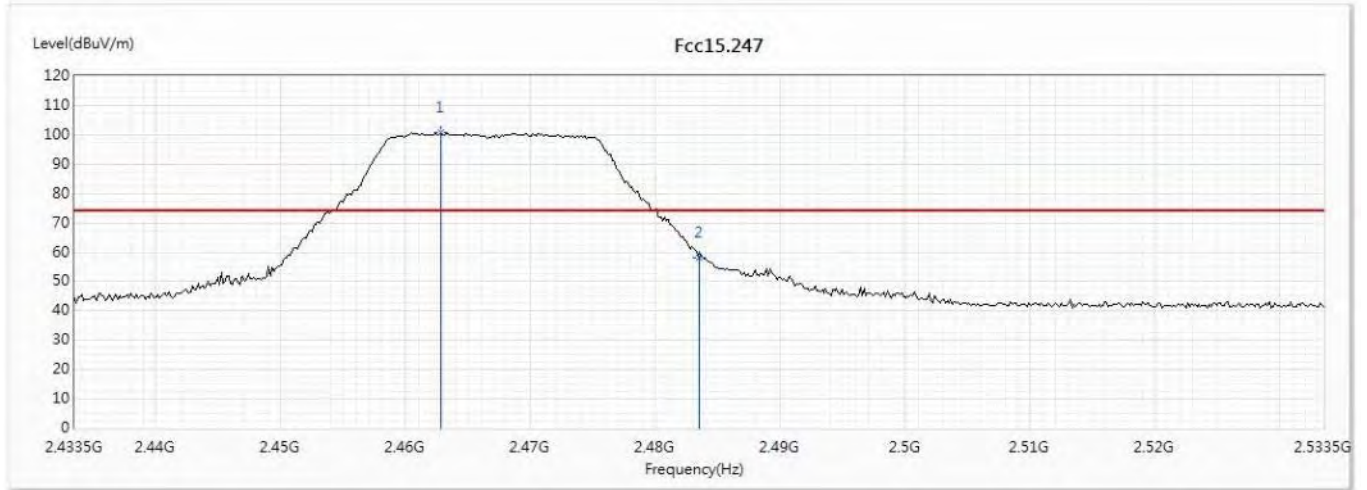
No	Frequency (MHz)	Emission Level (dBuV/m)	Limit (dBuV/m)	Margin (dB)	Reading Level (dBuV)	Correct Factor (dB/m)	Detector Type
1	2454.6	99.35	--	--	87.76	11.59	AV
2	2483.5	45.35	54.00	-8.65	33.67	11.68	AV

Note:

1. All readings above 1GHz are performed with peak and/or average measurements as necessary.
2. Measurement Level = Reading Level + Correct Factor.
3. The average measurement was not performed when the peak measured data under the limit of average detection.

Product : Intel® Wireless-AC 9560
 Test Item : Band Edge
 Test Date : 2019/11/29
 Test Mode : Mode 3 SISO A: Transmit (802.11n-20BW_7.2Mbps) (2467MHz)

Horizontal



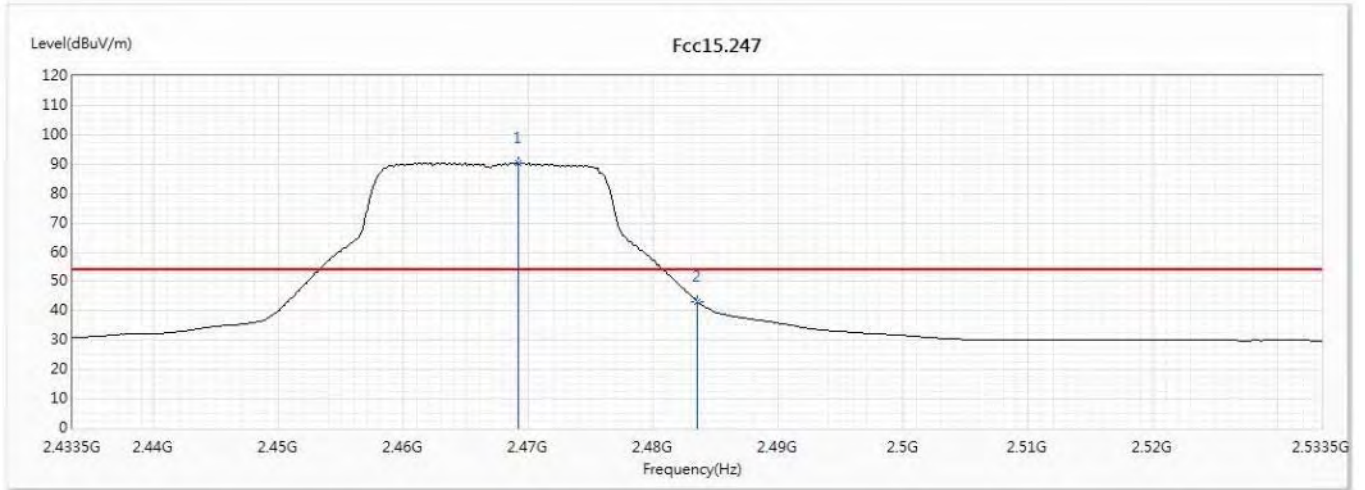
No	Frequency (MHz)	Emission Level (dBuV/m)	Limit (dBuV/m)	Margin (dB)	Reading Level (dBuV)	Correct Factor (dB/m)	Detector Type
1	2462.775	100.60	--	--	88.98	11.62	PK
2	2483.5	58.29	74.00	-15.71	46.61	11.68	PK

Note:

1. All readings above 1GHz are performed with peak and/or average measurements as necessary.
2. Measurement Level = Reading Level + Correct Factor.
3. The average measurement was not performed when the peak measured data under the limit of average detection.

Product : Intel® Wireless-AC 9560
 Test Item : Band Edge
 Test Date : 2019/11/29
 Test Mode : Mode 3 SISO A: Transmit (802.11n-20BW_7.2Mbps) (2467MHz)

Horizontal



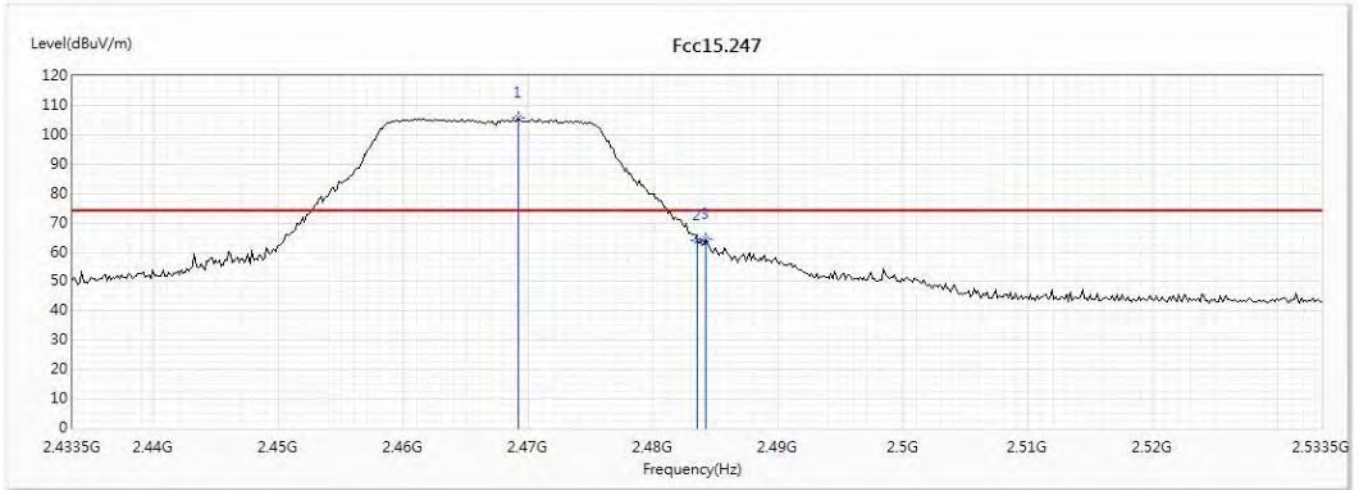
No	Frequency (MHz)	Emission Level (dBuV/m)	Limit (dBuV/m)	Margin (dB)	Reading Level (dBuV)	Correct Factor (dB/m)	Detector Type
1	2469.152	90.31	--	--	78.67	11.64	AV
2	2483.5	43.09	54.00	-10.91	31.41	11.68	AV

Note:

1. All readings above 1GHz are performed with peak and/or average measurements as necessary.
2. Measurement Level = Reading Level + Correct Factor.
3. The average measurement was not performed when the peak measured data under the limit of average detection.

Product : Intel® Wireless-AC 9560
 Test Item : Band Edge
 Test Date : 2019/11/29
 Test Mode : Mode 3 SISO A: Transmit (802.11n-20BW_7.2Mbps) (2467MHz)

Vertical



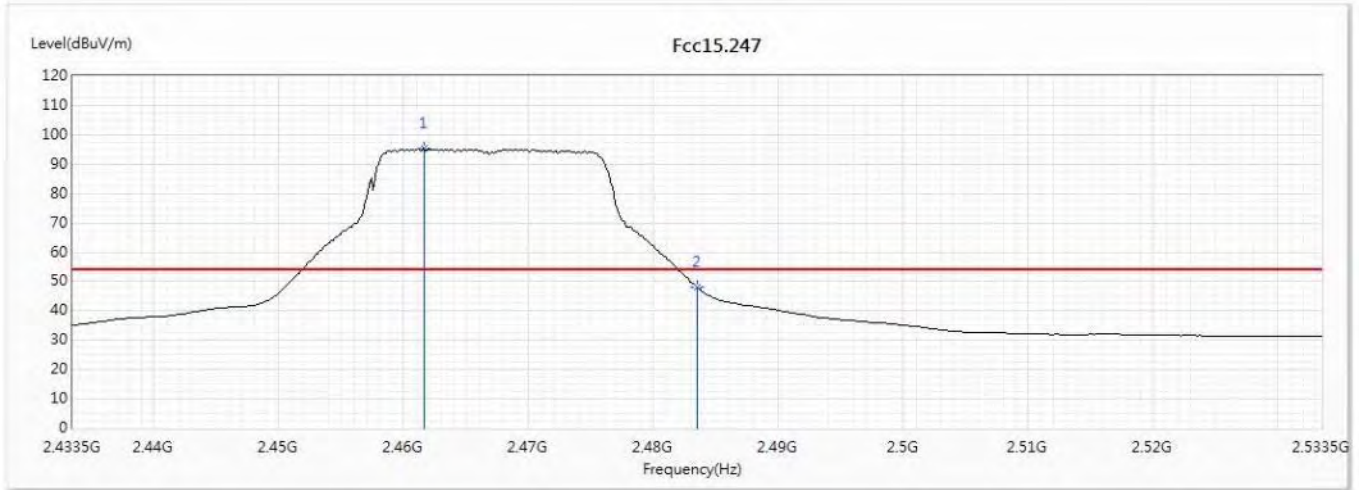
No	Frequency (MHz)	Emission Level (dBuV/m)	Limit (dBuV/m)	Margin (dB)	Reading Level (dBuV)	Correct Factor (dB/m)	Detector Type
1	2469.152	105.71	--	--	94.07	11.64	PK
2	2483.5	64.05	74.00	-9.95	52.37	11.68	PK
3	2484.225	64.34	74.00	-9.66	52.66	11.68	PK

Note:

1. All readings above 1GHz are performed with peak and/or average measurements as necessary.
2. Measurement Level = Reading Level + Correct Factor.
3. The average measurement was not performed when the peak measured data under the limit of average detection.

Product : Intel® Wireless-AC 9560
 Test Item : Band Edge
 Test Date : 2019/11/29
 Test Mode : Mode 3 SISO A: Transmit (802.11n-20BW_7.2Mbps) (2467MHz)

Vertical



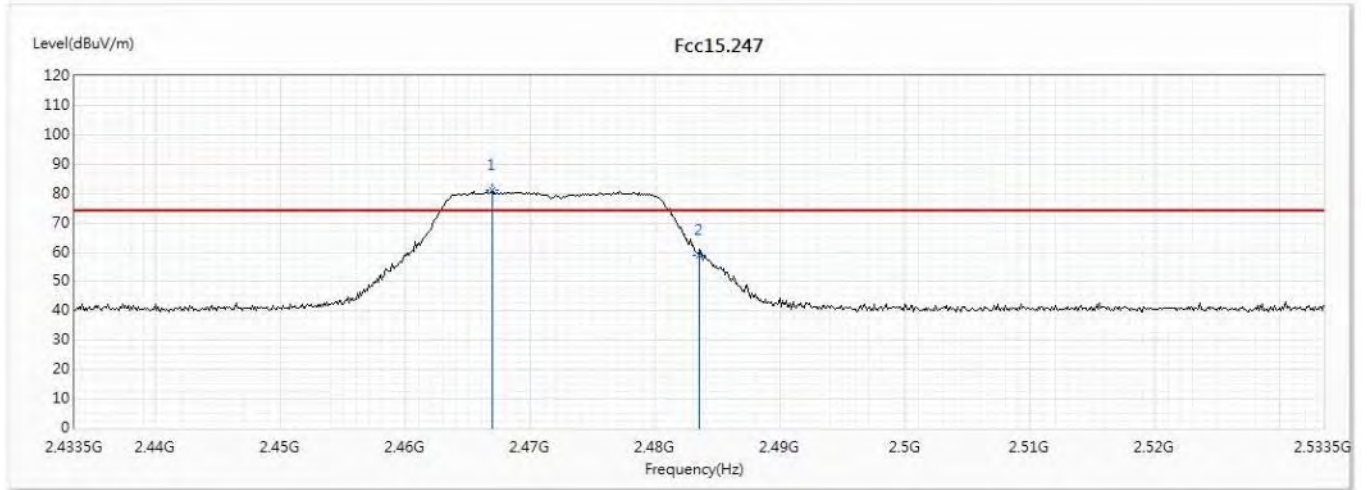
No	Frequency (MHz)	Emission Level (dBuV/m)	Limit (dBuV/m)	Margin (dB)	Reading Level (dBuV)	Correct Factor (dB/m)	Detector Type
1	2461.616	95.16	--	--	83.55	11.61	AV
2	2483.5	47.90	54.00	-6.10	36.22	11.68	AV

Note:

1. All readings above 1GHz are performed with peak and/or average measurements as necessary.
2. Measurement Level = Reading Level + Correct Factor.
3. The average measurement was not performed when the peak measured data under the limit of average detection.

Product : Intel® Wireless-AC 9560
 Test Item : Band Edge
 Test Date : 2019/11/29
 Test Mode : Mode 3 SISO A: Transmit (802.11n-20BW_7.2Mbps) (2472MHz)

Horizontal



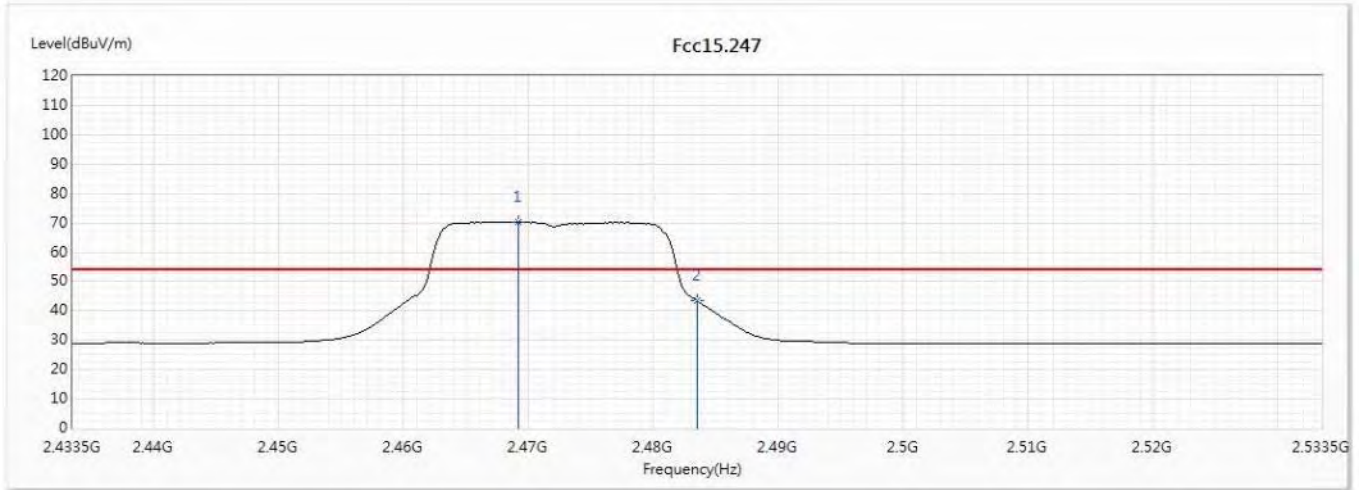
No	Frequency (MHz)	Emission Level (dBuV/m)	Limit (dBuV/m)	Margin (dB)	Reading Level (dBuV)	Correct Factor (dB/m)	Detector Type
1	2466.9	81.05	--	--	69.42	11.63	PK
2	2483.5	59.06	74.00	-14.94	47.38	11.68	PK

Note:

1. All readings above 1GHz are performed with peak and/or average measurements as necessary.
2. Measurement Level = Reading Level + Correct Factor.
3. The average measurement was not performed when the peak measured data under the limit of average detection.

Product : Intel® Wireless-AC 9560
 Test Item : Band Edge
 Test Date : 2019/11/29
 Test Mode : Mode 3 SISO A: Transmit (802.11n-20BW_7.2Mbps) (2472MHz)

Horizontal



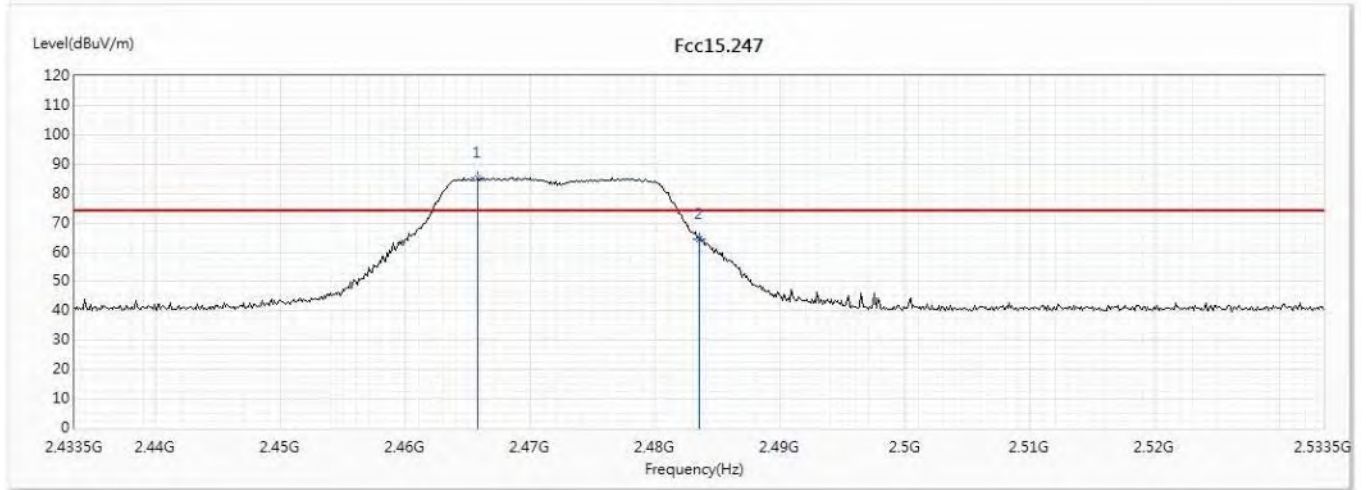
No	Frequency (MHz)	Emission Level (dBuV/m)	Limit (dBuV/m)	Margin (dB)	Reading Level (dBuV)	Correct Factor (dB/m)	Detector Type
1	2469.2	70.41	--	--	58.77	11.64	AV
2	2483.5	43.48	54.00	-10.52	31.80	11.68	AV

Note:

1. All readings above 1GHz are performed with peak and/or average measurements as necessary.
2. Measurement Level = Reading Level + Correct Factor.
3. The average measurement was not performed when the peak measured data under the limit of average detection.

Product : Intel® Wireless-AC 9560
 Test Item : Band Edge
 Test Date : 2019/11/29
 Test Mode : Mode 3 SISO A: Transmit (802.11n-20BW_7.2Mbps) (2472MHz)

Vertical



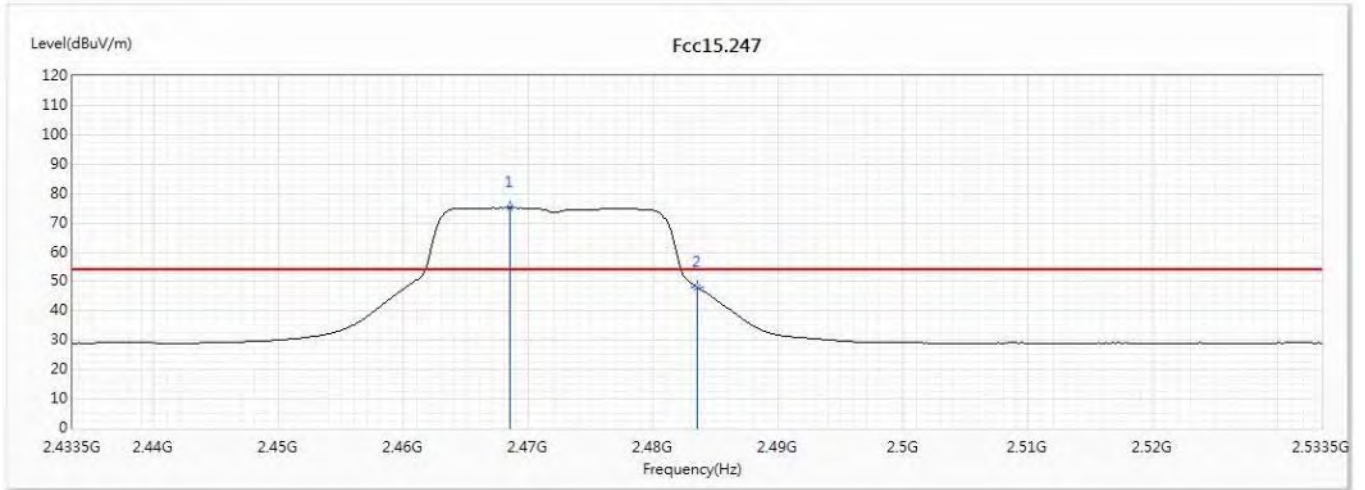
No	Frequency (MHz)	Emission Level (dBuV/m)	Limit (dBuV/m)	Margin (dB)	Reading Level (dBuV)	Correct Factor (dB/m)	Detector Type
1	2465.8	85.50	--	--	73.87	11.63	PK
2	2483.5	64.49	74.00	-9.51	52.81	11.68	PK

Note:

1. All readings above 1GHz are performed with peak and/or average measurements as necessary.
2. Measurement Level = Reading Level + Correct Factor.
3. The average measurement was not performed when the peak measured data under the limit of average detection.

Product : Intel® Wireless-AC 9560
 Test Item : Band Edge
 Test Date : 2019/11/29
 Test Mode : Mode 3 SISO A: Transmit (802.11n-20BW_7.2Mbps) (2472MHz)

Vertical



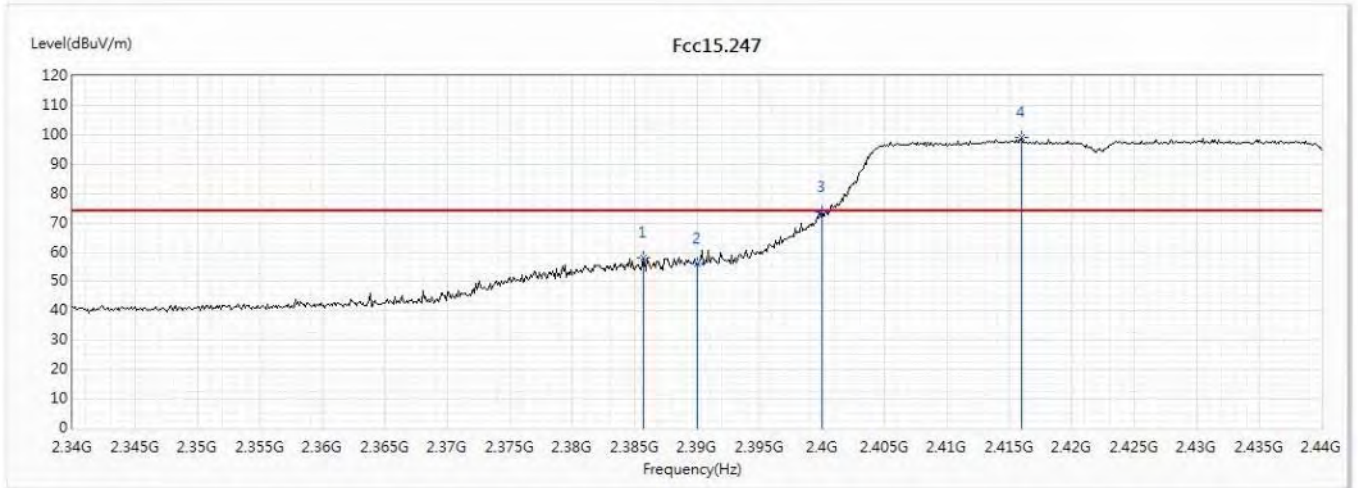
No	Frequency (MHz)	Emission Level (dBuV/m)	Limit (dBuV/m)	Margin (dB)	Reading Level (dBuV)	Correct Factor (dB/m)	Detector Type
1	2468.5	75.12	--	--	63.48	11.64	AV
2	2483.5	48.12	54.00	-5.88	36.44	11.68	AV

Note:

1. All readings above 1GHz are performed with peak and/or average measurements as necessary.
2. Measurement Level = Reading Level + Correct Factor.
3. The average measurement was not performed when the peak measured data under the limit of average detection.

Product : Intel® Wireless-AC 9560
 Test Item : Band Edge
 Test Date : 2019/11/29
 Test Mode : Mode 4 SISO A: Transmit (802.11n-40BW_15Mbps) (2422MHz)

Horizontal



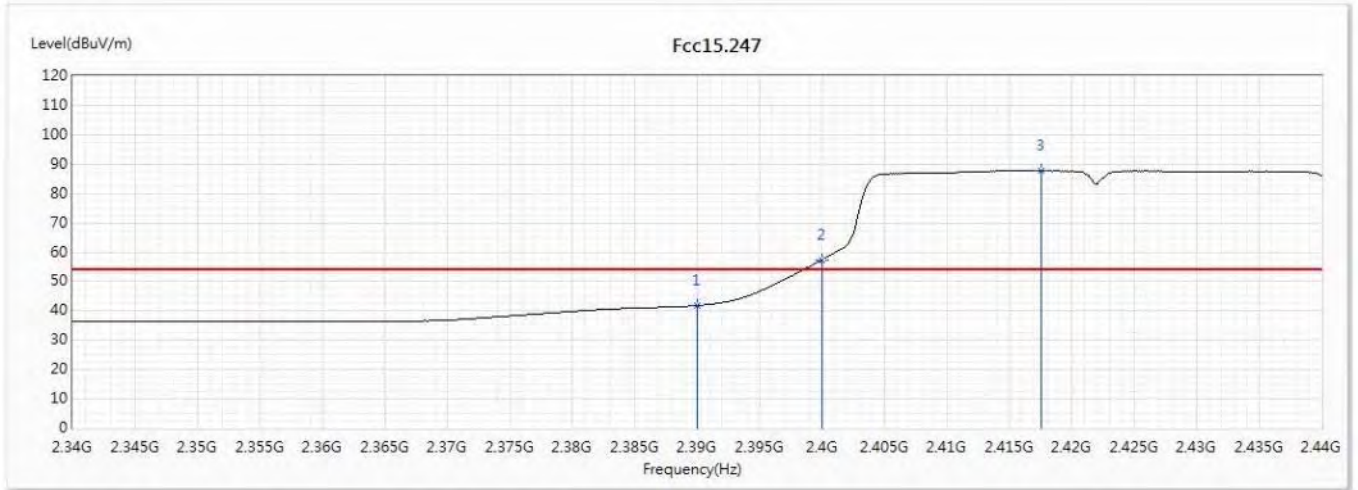
No	Frequency (MHz)	Emission Level (dBuV/m)	Limit (dBuV/m)	Margin (dB)	Reading Level (dBuV)	Correct Factor (dB/m)	Detector Type
1	2385.7	57.99	74.00	-16.01	46.46	11.53	PK
2	2390	55.86	74.00	-18.14	44.33	11.53	PK
3	2400	73.66	--	--	62.12	11.54	PK
4	2416	99.28	--	--	87.72	11.56	PK

Note:

1. All readings above 1GHz are performed with peak and/or average measurements as necessary.
2. Measurement Level = Reading Level + Correct Factor.
3. The average measurement was not performed when the peak measured data under the limit of average detection.

Product : Intel® Wireless-AC 9560
 Test Item : Band Edge
 Test Date : 2019/11/29
 Test Mode : Mode 4 SISO A: Transmit (802.11n-40BW_15Mbps) (2422MHz)

Horizontal



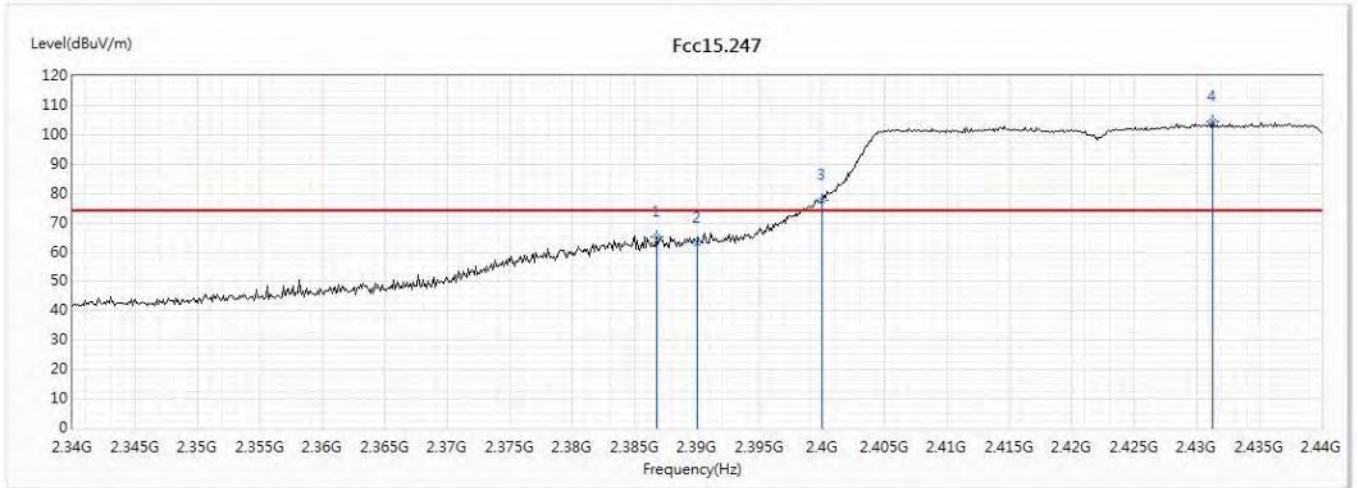
No	Frequency (MHz)	Emission Level (dBuV/m)	Limit (dBuV/m)	Margin (dB)	Reading Level (dBuV)	Correct Factor (dB/m)	Detector Type
1	2390	41.84	54.00	-12.16	30.31	11.53	AV
2	2400	57.46	--	--	45.92	11.54	AV
3	2417.5	87.75	--	--	76.19	11.56	AV

Note:

1. All readings above 1GHz are performed with peak and/or average measurements as necessary.
2. Measurement Level = Reading Level + Correct Factor.
3. The average measurement was not performed when the peak measured data under the limit of average detection.

Product : Intel® Wireless-AC 9560
 Test Item : Band Edge
 Test Date : 2019/11/29
 Test Mode : Mode 4 SISO A: Transmit (802.11n-40BW_15Mbps) (2422MHz)

Vertical



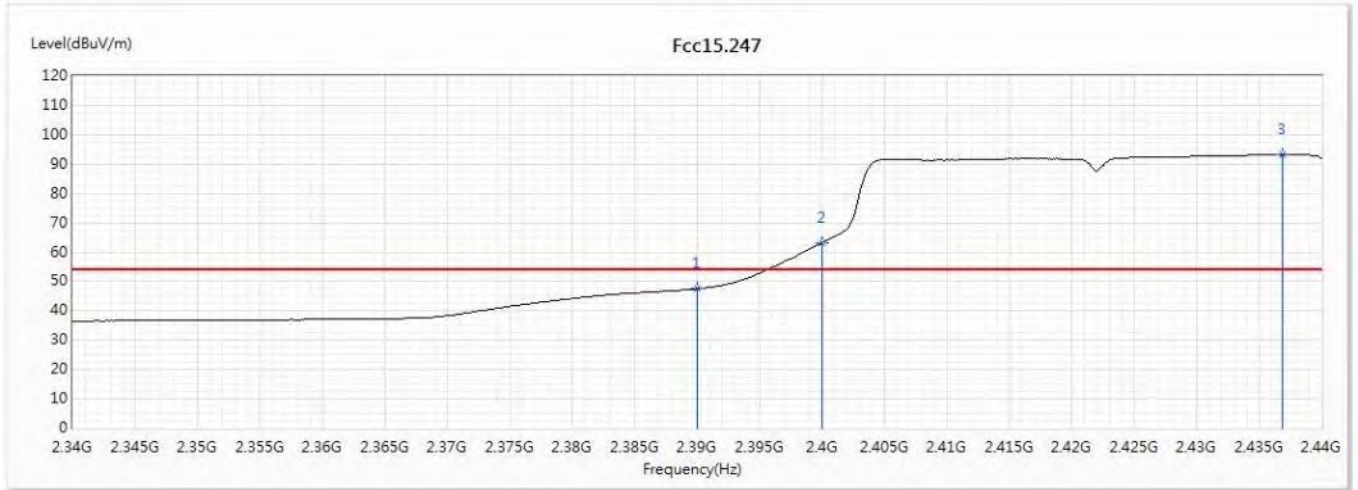
No	Frequency (MHz)	Emission Level (dBuV/m)	Limit (dBuV/m)	Margin (dB)	Reading Level (dBuV)	Correct Factor (dB/m)	Detector Type
1	2386.8	65.19	74.00	-8.81	53.66	11.53	PK
2	2390	63.03	74.00	-10.97	51.50	11.53	PK
3	2400	77.83	--	--	66.29	11.54	PK
4	2431.3	104.56	--	--	92.99	11.57	PK

Note:

1. All readings above 1GHz are performed with peak and/or average measurements as necessary.
2. Measurement Level = Reading Level + Correct Factor.
3. The average measurement was not performed when the peak measured data under the limit of average detection.

Product : Intel® Wireless-AC 9560
 Test Item : Band Edge
 Test Date : 2019/11/29
 Test Mode : Mode 4 SISO A: Transmit (802.11n-40BW_15Mbps) (2422MHz)

Vertical



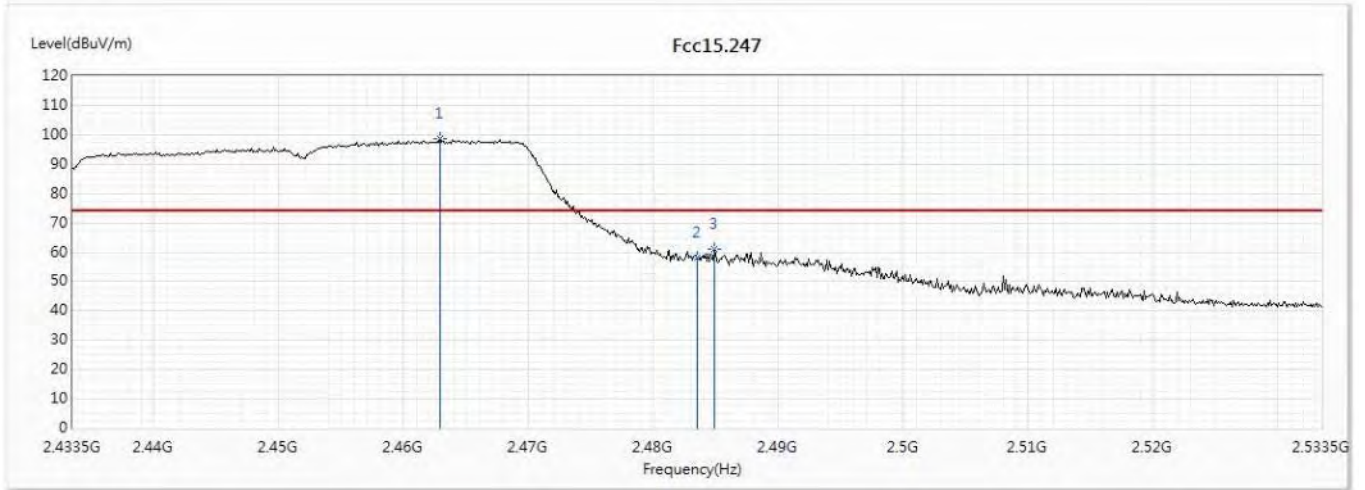
No	Frequency (MHz)	Emission Level (dBuV/m)	Limit (dBuV/m)	Margin (dB)	Reading Level (dBuV)	Correct Factor (dB/m)	Detector Type
1	2390	47.49	54.00	-6.51	35.96	11.53	AV
2	2400	63.25	--	--	51.71	11.54	AV
3	2436.9	93.28	--	--	81.70	11.58	AV

Note:

1. All readings above 1GHz are performed with peak and/or average measurements as necessary.
2. Measurement Level = Reading Level + Correct Factor.
3. The average measurement was not performed when the peak measured data under the limit of average detection.

Product : Intel® Wireless-AC 9560
 Test Item : Band Edge
 Test Date : 2019/11/29
 Test Mode : Mode 4 SISO A: Transmit (802.11n-40BW_15Mbps) (2452MHz)

Horizontal



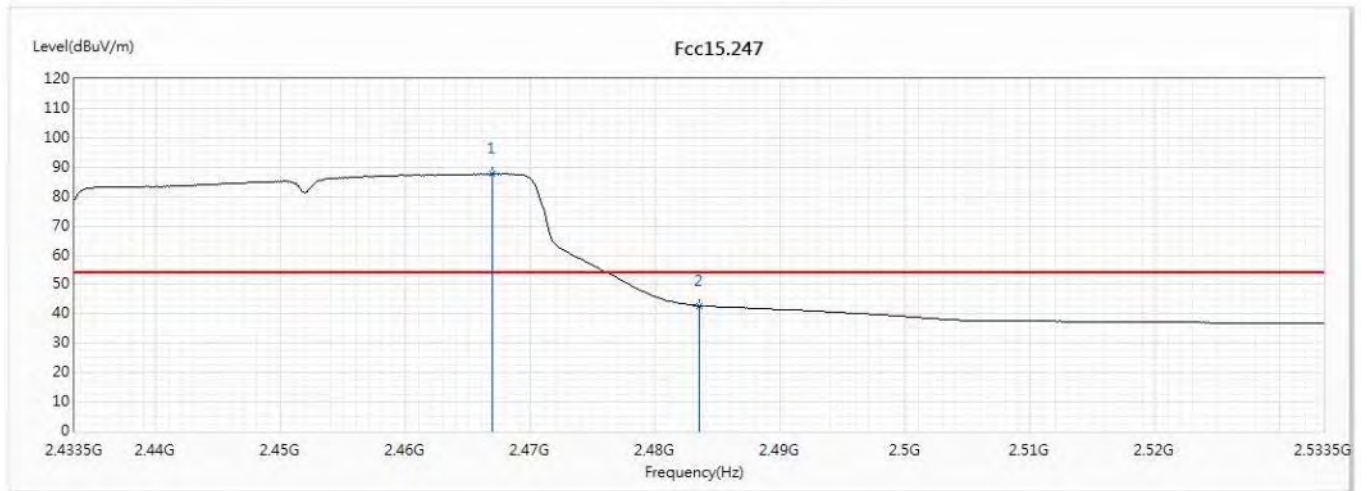
No	Frequency (MHz)	Emission Level (dBuV/m)	Limit (dBuV/m)	Margin (dB)	Reading Level (dBuV)	Correct Factor (dB/m)	Detector Type
1	2462.9	98.47	--	--	86.85	11.62	PK
2	2483.5	57.99	74.00	-16.01	46.31	11.68	PK
3	2484.9	60.85	74.00	-13.15	49.17	11.68	PK

Note:

1. All readings above 1GHz are performed with peak and/or average measurements as necessary.
2. Measurement Level = Reading Level + Correct Factor.
3. The average measurement was not performed when the peak measured data under the limit of average detection.

Product : Intel® Wireless-AC 9560
 Test Item : Band Edge
 Test Date : 2019/11/29
 Test Mode : Mode 4 SISO A: Transmit (802.11n-40BW_15Mbps) (2452MHz)

Horizontal



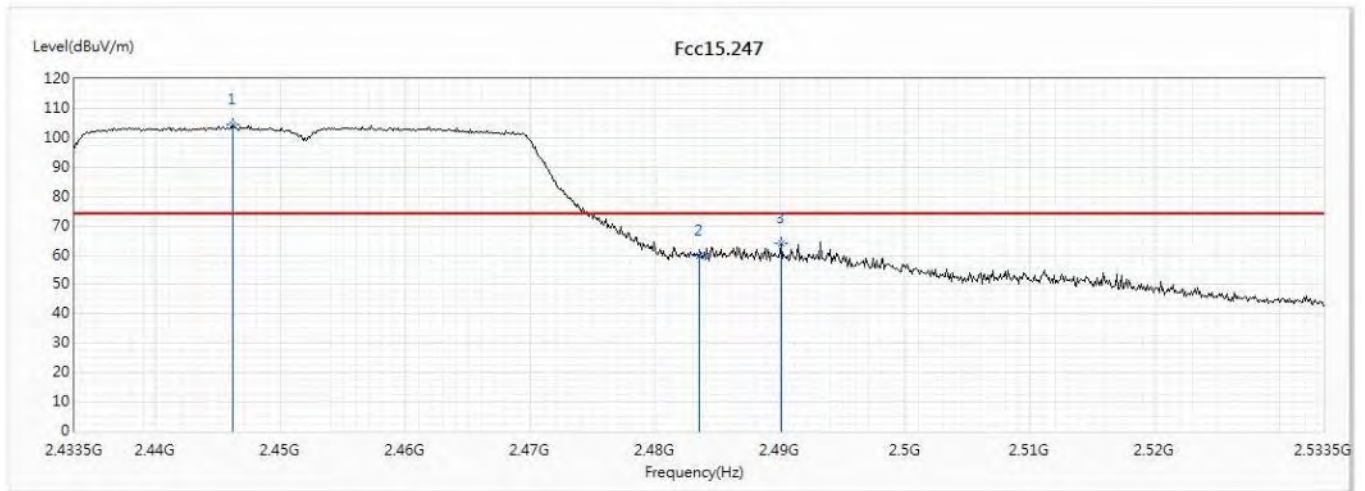
No	Frequency (MHz)	Emission Level (dBuV/m)	Limit (dBuV/m)	Margin (dB)	Reading Level (dBuV)	Correct Factor (dB/m)	Detector Type
1	2466.9	87.72	--	--	76.09	11.63	AV
2	2483.5	42.78	54.00	-11.22	31.10	11.68	AV

Note:

1. All readings above 1GHz are performed with peak and/or average measurements as necessary.
2. Measurement Level = Reading Level + Correct Factor.
3. The average measurement was not performed when the peak measured data under the limit of average detection.

Product : Intel® Wireless-AC 9560
 Test Item : Band Edge
 Test Date : 2019/11/29
 Test Mode : Mode 4 SISO A: Transmit (802.11n-40BW_15Mbps) (2452MHz)

Vertical



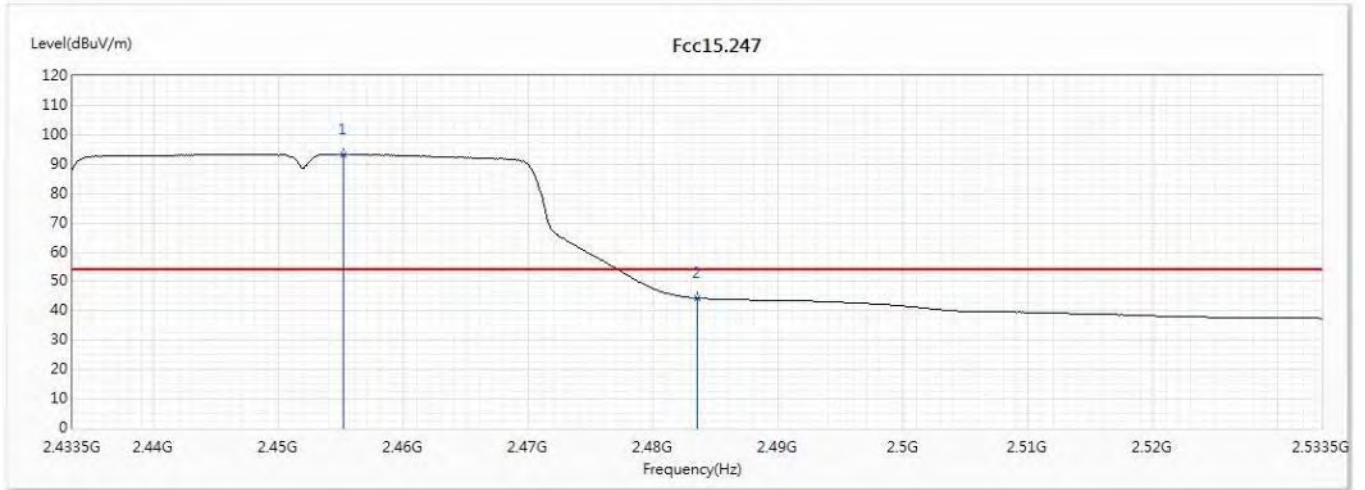
No	Frequency (MHz)	Emission Level (dBuV/m)	Limit (dBuV/m)	Margin (dB)	Reading Level (dBuV)	Correct Factor (dB/m)	Detector Type
1	2446.1	104.72	--	--	93.14	11.58	PK
2	2483.5	59.79	74.00	-14.21	48.11	11.68	PK
3	2490.1	63.91	74.00	-10.09	52.22	11.69	PK

Note:

1. All readings above 1GHz are performed with peak and/or average measurements as necessary.
2. Measurement Level = Reading Level + Correct Factor.
3. The average measurement was not performed when the peak measured data under the limit of average detection.

Product : Intel® Wireless-AC 9560
 Test Item : Band Edge
 Test Date : 2019/11/29
 Test Mode : Mode 4 SISO A: Transmit (802.11n-40BW_15Mbps) (2452MHz)

Vertical



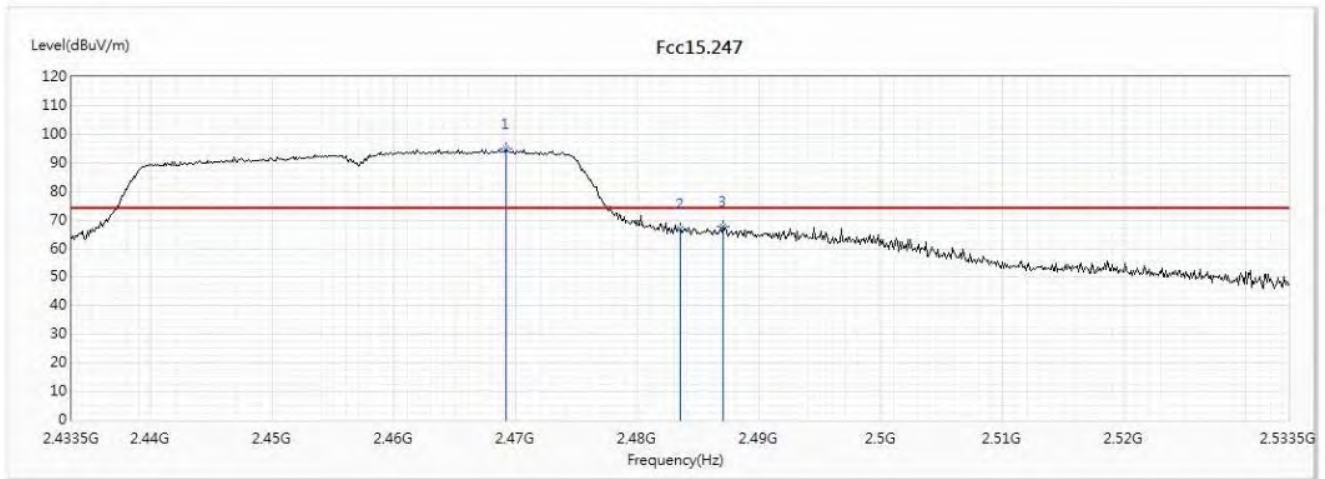
No	Frequency (MHz)	Emission Level (dBuV/m)	Limit (dBuV/m)	Margin (dB)	Reading Level (dBuV)	Correct Factor (dB/m)	Detector Type
1	2455.2	93.40	--	--	81.81	11.59	AV
2	2483.5	44.29	54.00	-9.71	32.61	11.68	AV

Note:

1. All readings above 1GHz are performed with peak and/or average measurements as necessary.
2. Measurement Level = Reading Level + Correct Factor.
3. The average measurement was not performed when the peak measured data under the limit of average detection.

Product : Intel® Wireless-AC 9560
 Test Item : Band Edge
 Test Date : 2019/11/29
 Test Mode : Mode 4 SISO A: Transmit (802.11n-40BW_15Mbps) (2457MHz)

Horizontal



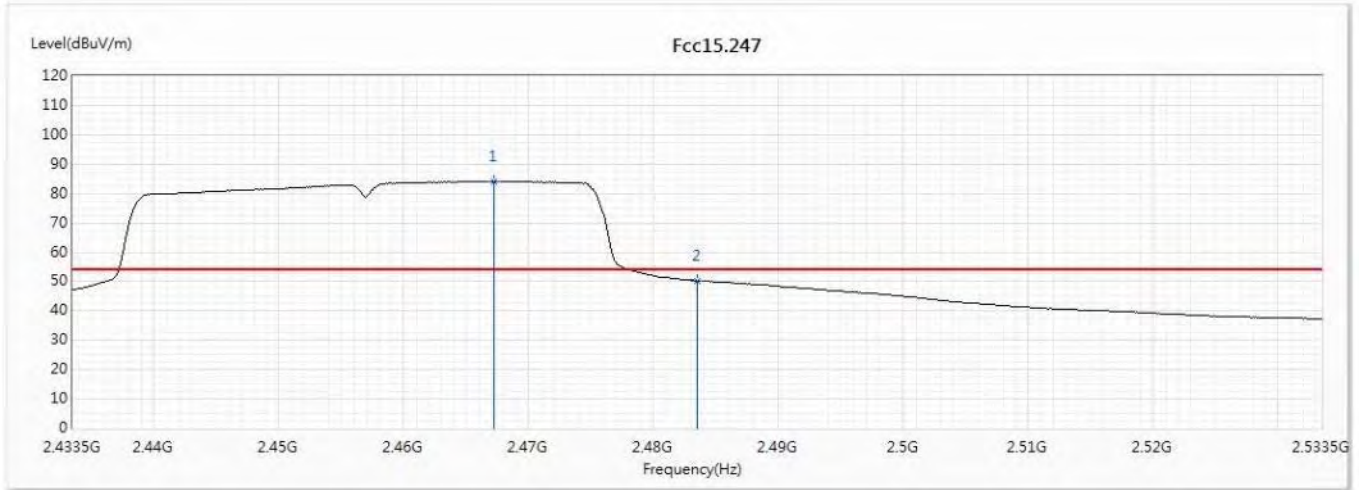
No	Frequency (MHz)	Emission Level (dBuV/m)	Limit (dBuV/m)	Margin (dB)	Reading Level (dBuV)	Correct Factor (dB/m)	Detector Type
1	2469.2	94.98	--	--	83.34	11.64	PK
2	2483.5	66.83	74.00	-7.17	55.15	11.68	PK
3	2487	67.67	74.00	-6.33	55.99	11.68	PK

Note:

1. All readings above 1GHz are performed with peak and/or average measurements as necessary.
2. Measurement Level = Reading Level + Correct Factor.
3. The average measurement was not performed when the peak measured data under the limit of average detection.

Product : Intel® Wireless-AC 9560
 Test Item : Band Edge
 Test Date : 2019/11/29
 Test Mode : Mode 4 SISO A: Transmit (802.11n-40BW_15Mbps) (2457MHz)

Horizontal



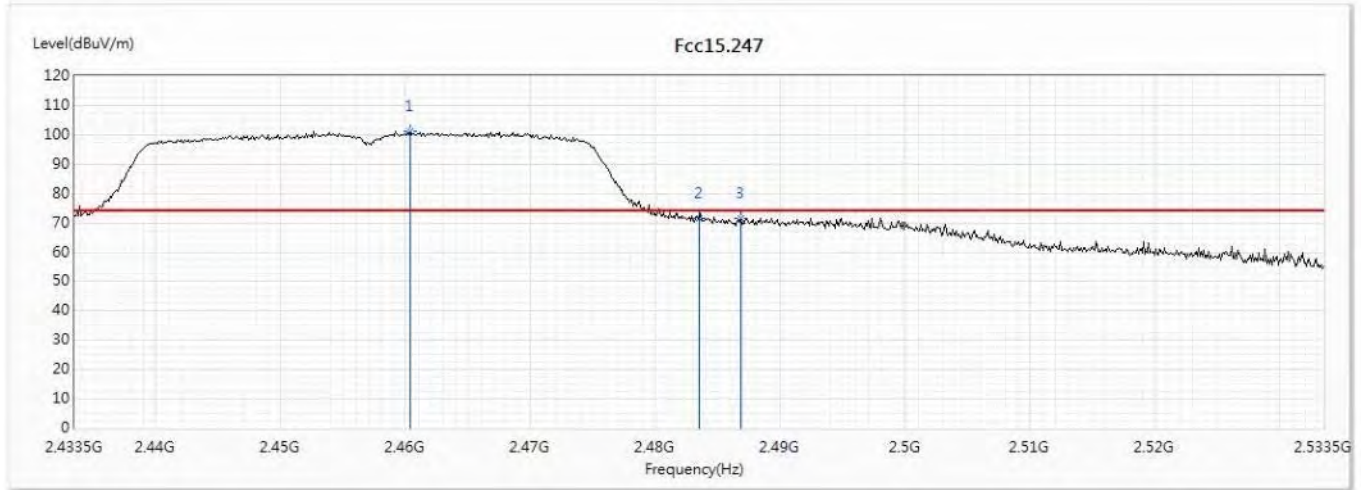
No	Frequency (MHz)	Emission Level (dBuV/m)	Limit (dBuV/m)	Margin (dB)	Reading Level (dBuV)	Correct Factor (dB/m)	Detector Type
1	2467.2	84.22	--	--	72.59	11.63	AV
2	2483.5	50.28	54.00	-3.72	38.60	11.68	AV

Note:

1. All readings above 1GHz are performed with peak and/or average measurements as necessary.
2. Measurement Level = Reading Level + Correct Factor.
3. The average measurement was not performed when the peak measured data under the limit of average detection.

Product : Intel® Wireless-AC 9560
 Test Item : Band Edge
 Test Date : 2019/11/29
 Test Mode : Mode 4 SISO A: Transmit (802.11n-40BW_15Mbps) (2457MHz)

Vertical



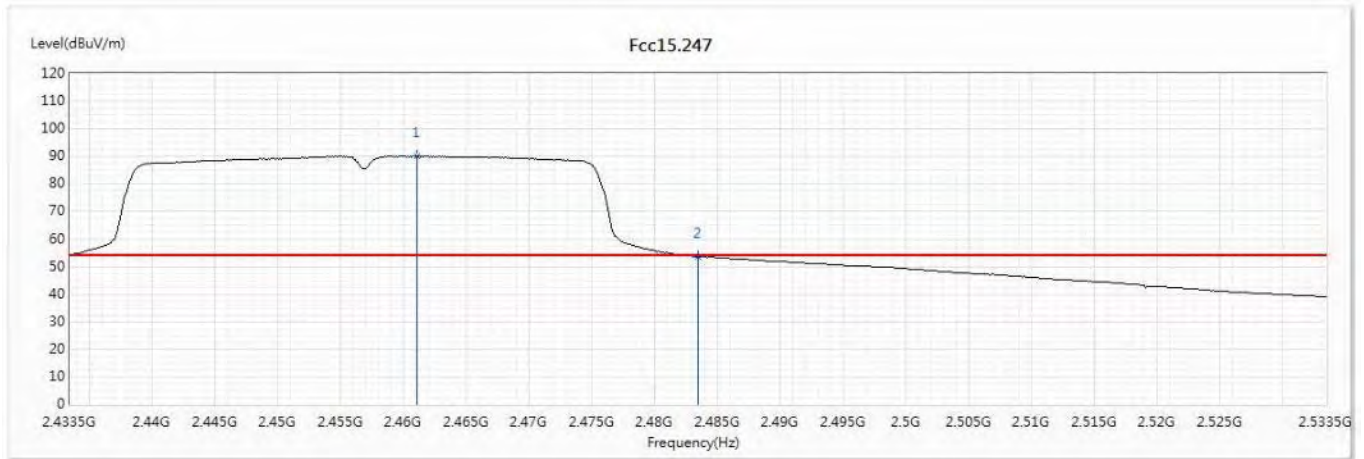
No	Frequency (MHz)	Emission Level (dBuV/m)	Limit (dBuV/m)	Margin (dB)	Reading Level (dBuV)	Correct Factor (dB/m)	Detector Type
1	2460.4	101.09	--	--	89.48	11.61	PK
2	2483.5	71.33	74.00	-2.67	59.65	11.68	PK
3	2486.8	71.58	74.00	-2.42	59.90	11.68	PK

Note:

1. All readings above 1GHz are performed with peak and/or average measurements as necessary.
2. Measurement Level = Reading Level + Correct Factor.
3. The average measurement was not performed when the peak measured data under the limit of average detection.

Product : Intel® Wireless-AC 9560
 Test Item : Band Edge
 Test Date : 2019/11/29
 Test Mode : Mode 4 SISO A: Transmit (802.11n-40BW_15Mbps) (2457MHz)

Vertical



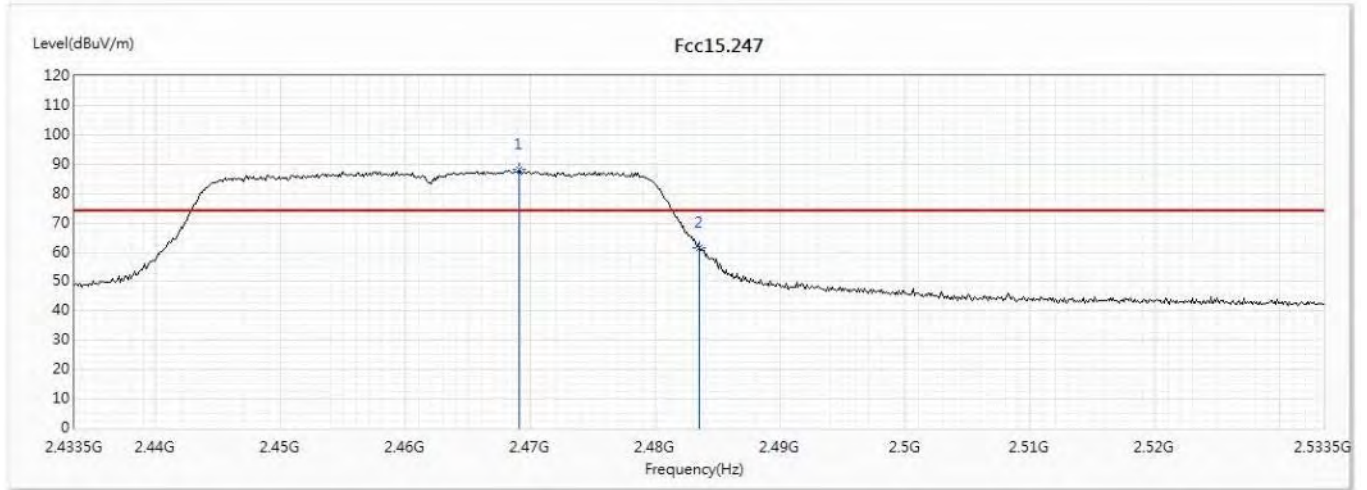
No	Frequency (MHz)	Emission Level (dBuV/m)	Limit (dBuV/m)	Margin (dB)	Reading Level (dBuV)	Correct Factor (dB/m)	Detector Type
1	2461.1	90.10	--	--	78.49	11.61	AV
2	2483.5	53.65	54.00	-0.35	41.97	11.68	AV

Note:

1. All readings above 1GHz are performed with peak and/or average measurements as necessary.
2. Measurement Level = Reading Level + Correct Factor.
3. The average measurement was not performed when the peak measured data under the limit of average detection.

Product : Intel® Wireless-AC 9560
 Test Item : Band Edge
 Test Date : 2019/11/29
 Test Mode : Mode 4 SISO A: Transmit (802.11n-40BW_15Mbps) (2462MHz)

Horizontal



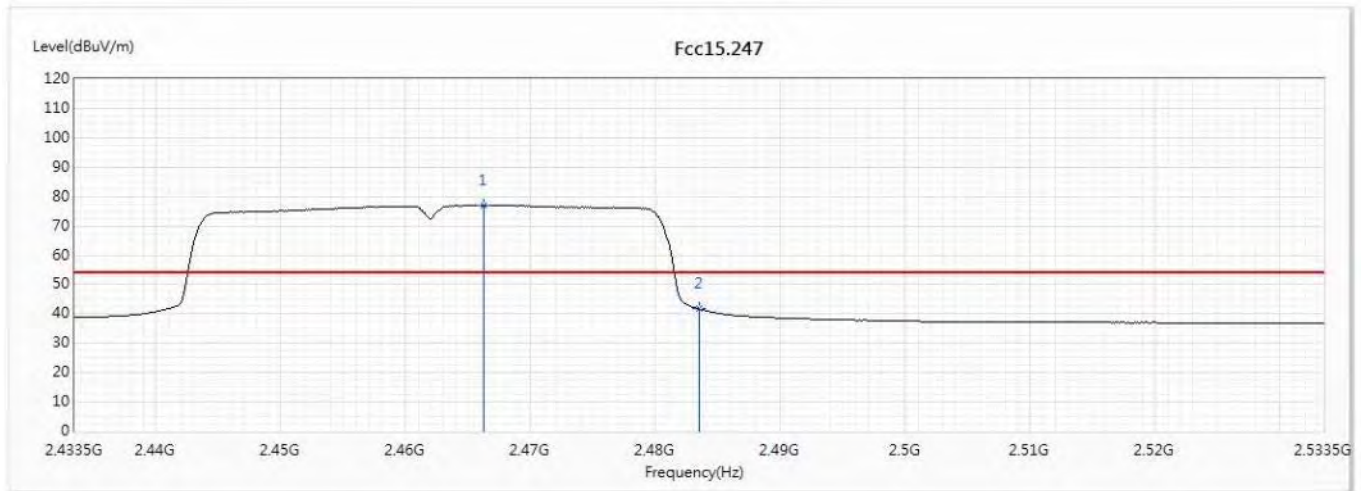
No	Frequency (MHz)	Emission Level (dBuV/m)	Limit (dBuV/m)	Margin (dB)	Reading Level (dBuV)	Correct Factor (dB/m)	Detector Type
1	2469.1	88.19	--	--	76.55	11.64	PK
2	2483.5	61.60	74.00	-12.40	49.92	11.68	PK

Note:

1. All readings above 1GHz are performed with peak and/or average measurements as necessary.
2. Measurement Level = Reading Level + Correct Factor.
3. The average measurement was not performed when the peak measured data under the limit of average detection.

Product : Intel® Wireless-AC 9560
 Test Item : Band Edge
 Test Date : 2019/11/29
 Test Mode : Mode 4 SISO A: Transmit (802.11n-40BW_15Mbps) (2462MHz)

Horizontal



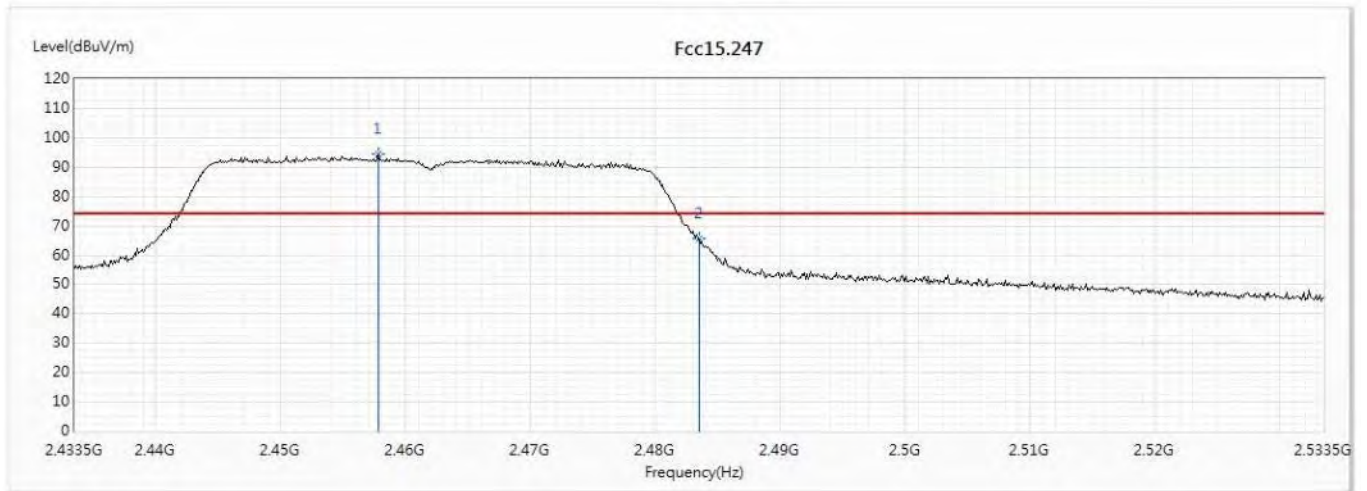
No	Frequency (MHz)	Emission Level (dBuV/m)	Limit (dBuV/m)	Margin (dB)	Reading Level (dBuV)	Correct Factor (dB/m)	Detector Type
1	2466.2	77.12	--	--	65.49	11.63	AV
2	2483.5	41.69	54.00	-12.31	30.01	11.68	AV

Note:

1. All readings above 1GHz are performed with peak and/or average measurements as necessary.
2. Measurement Level = Reading Level + Correct Factor.
3. The average measurement was not performed when the peak measured data under the limit of average detection.

Product : Intel® Wireless-AC 9560
 Test Item : Band Edge
 Test Date : 2019/11/29
 Test Mode : Mode 4 SISO A: Transmit (802.11n-40BW_15Mbps) (2462MHz)

Vertical



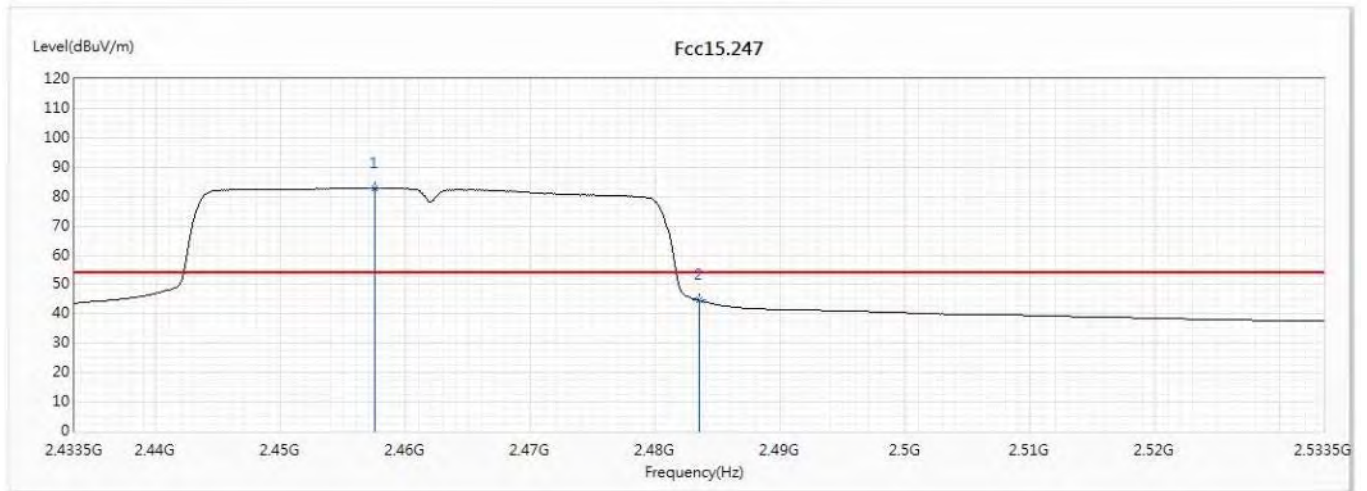
No	Frequency (MHz)	Emission Level (dBuV/m)	Limit (dBuV/m)	Margin (dB)	Reading Level (dBuV)	Correct Factor (dB/m)	Detector Type
1	2457.8	94.32	--	--	82.72	11.60	PK
2	2483.5	65.55	74.00	-8.45	53.87	11.68	PK

Note:

1. All readings above 1GHz are performed with peak and/or average measurements as necessary.
2. Measurement Level = Reading Level + Correct Factor.
3. The average measurement was not performed when the peak measured data under the limit of average detection.

Product : Intel® Wireless-AC 9560
 Test Item : Band Edge
 Test Date : 2019/11/29
 Test Mode : Mode 4 SISO A: Transmit (802.11n-40BW_15Mbps) (2462MHz)

Vertical



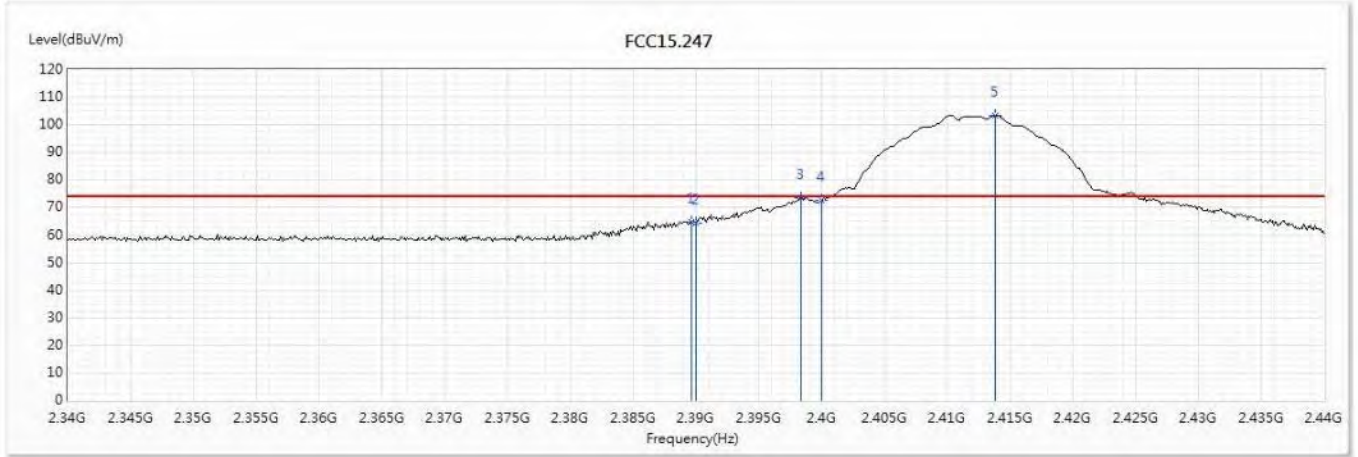
No	Frequency (MHz)	Emission Level (dBuV/m)	Limit (dBuV/m)	Margin (dB)	Reading Level (dBuV)	Correct Factor (dB/m)	Detector Type
1	2457.5	82.87	--	--	71.27	11.60	AV
2	2483.5	44.60	54.00	-9.40	32.92	11.68	AV

Note:

1. All readings above 1GHz are performed with peak and/or average measurements as necessary.
2. Measurement Level = Reading Level + Correct Factor.
3. The average measurement was not performed when the peak measured data under the limit of average detection.

Product : Intel® Wireless-AC 9560
 Test Item : Band Edge
 Test Date : 2019/11/19
 Test Mode : Mode 5 SISO B: Transmit (802.11b_1Mbps) (2412MHz)

Horizontal



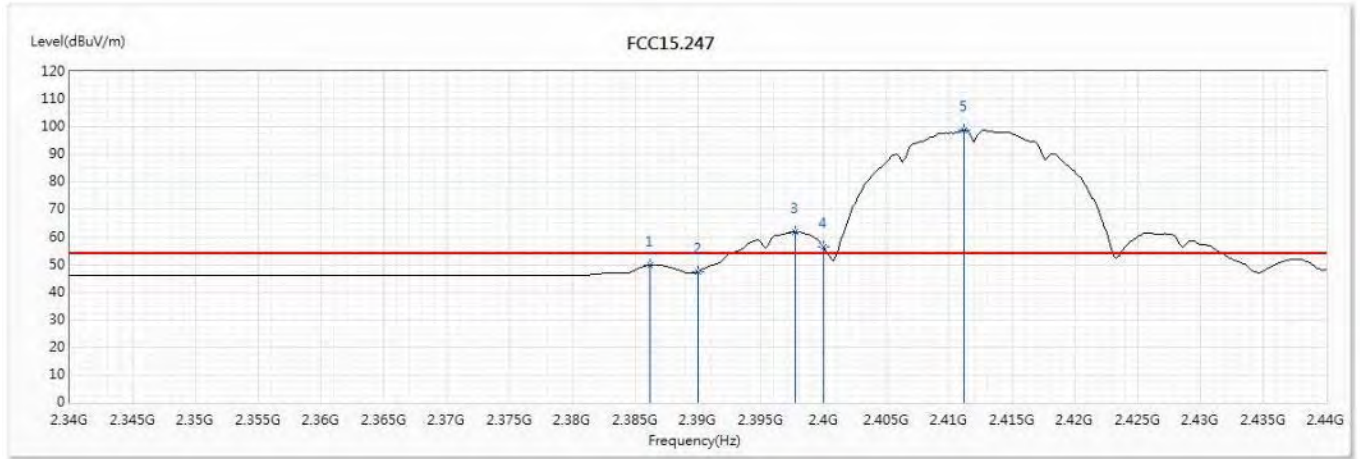
No	Frequency (MHz)	Emission Level (dBuV/m)	Limit (dBuV/m)	Margin (dB)	Reading Level (dBuV)	Correct Factor (dB/m)	Detector Type
1	2389.6	64.89	74.00	-9.11	53.36	11.53	PK
2	2390	64.36	74.00	-9.64	52.83	11.53	PK
3	2398.4	73.36	--	--	61.82	11.54	PK
4	2400	72.47	--	--	60.93	11.54	PK
5	2413.8	103.59	--	--	92.04	11.55	PK

Note:

1. All readings above 1GHz are performed with peak and/or average measurements as necessary.
2. Measurement Level = Reading Level + Correct Factor.
3. The average measurement was not performed when the peak measured data under the limit of average detection.

Product : Intel® Wireless-AC 9560
 Test Item : Band Edge
 Test Date : 2019/11/19
 Test Mode : Mode 5 SISO B: Transmit (802.11b_1Mbps) (2412MHz)

Horizontal



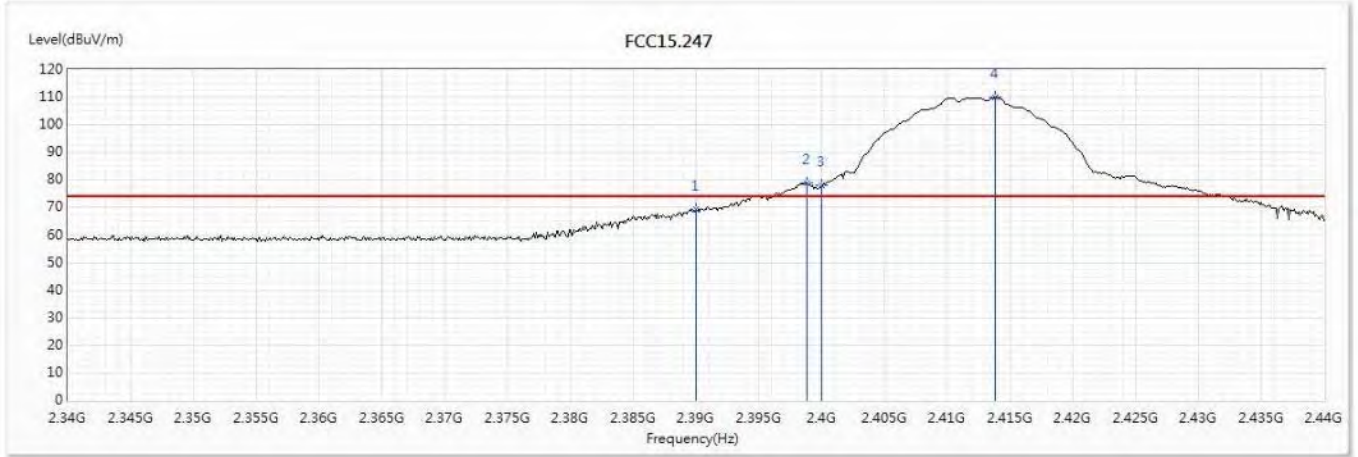
No	Frequency (MHz)	Emission Level (dBuV/m)	Limit (dBuV/m)	Margin (dB)	Reading Level (dBuV)	Correct Factor (dB/m)	Detector Type
1	2386.2	49.83	54.00	-4.17	38.30	11.53	AV
2	2390	47.45	54.00	-6.55	35.92	11.53	AV
3	2397.7	61.82	--	--	50.28	11.54	AV
4	2400	56.40	--	--	44.86	11.54	AV
5	2411.2	98.87	--	--	87.32	11.55	AV

Note:

1. All readings above 1GHz are performed with peak and/or average measurements as necessary.
2. Measurement Level = Reading Level + Correct Factor.
3. The average measurement was not performed when the peak measured data under the limit of average detection.

Product : Intel® Wireless-AC 9560
 Test Item : Band Edge
 Test Date : 2019/11/19
 Test Mode : Mode 5 SISO B: Transmit (802.11b_1Mbps) (2412MHz)

Vertical



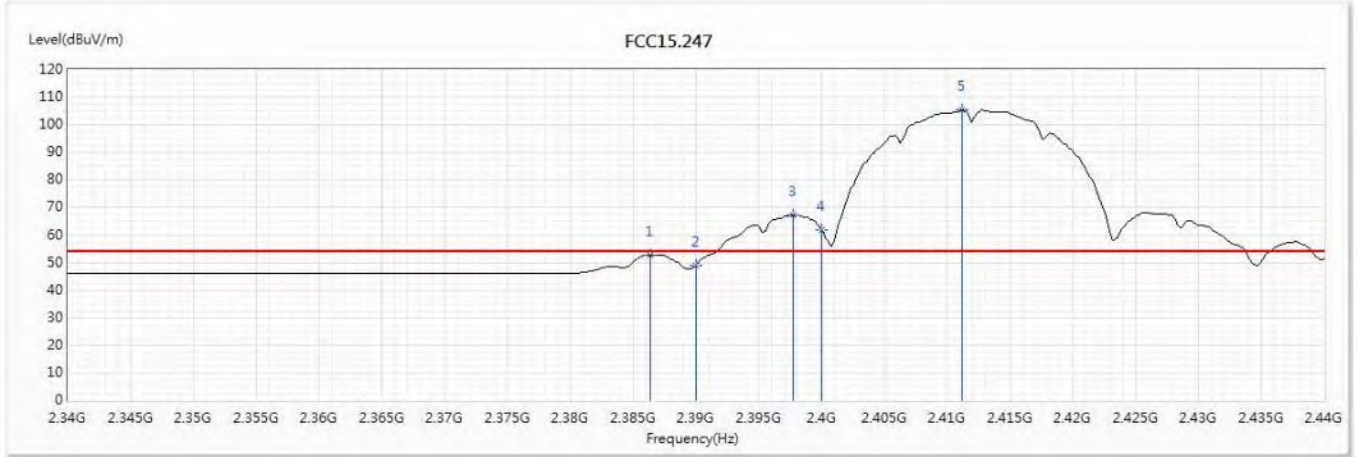
No	Frequency (MHz)	Emission Level (dBuV/m)	Limit (dBuV/m)	Margin (dB)	Reading Level (dBuV)	Correct Factor (dB/m)	Detector Type
1	2390	69.35	74.00	-4.65	57.82	11.53	PK
2	2398.8	78.69	--	--	67.15	11.54	PK
3	2400	78.06	--	--	66.52	11.54	PK
4	2413.8	110.20	--	--	98.65	11.55	PK

Note:

1. All readings above 1GHz are performed with peak and/or average measurements as necessary.
2. Measurement Level = Reading Level + Correct Factor.
3. The average measurement was not performed when the peak measured data under the limit of average detection.

Product : Intel® Wireless-AC 9560
 Test Item : Band Edge
 Test Date : 2019/11/19
 Test Mode : Mode 5 SISO B: Transmit (802.11b_1Mbps) (2412MHz)

Vertical



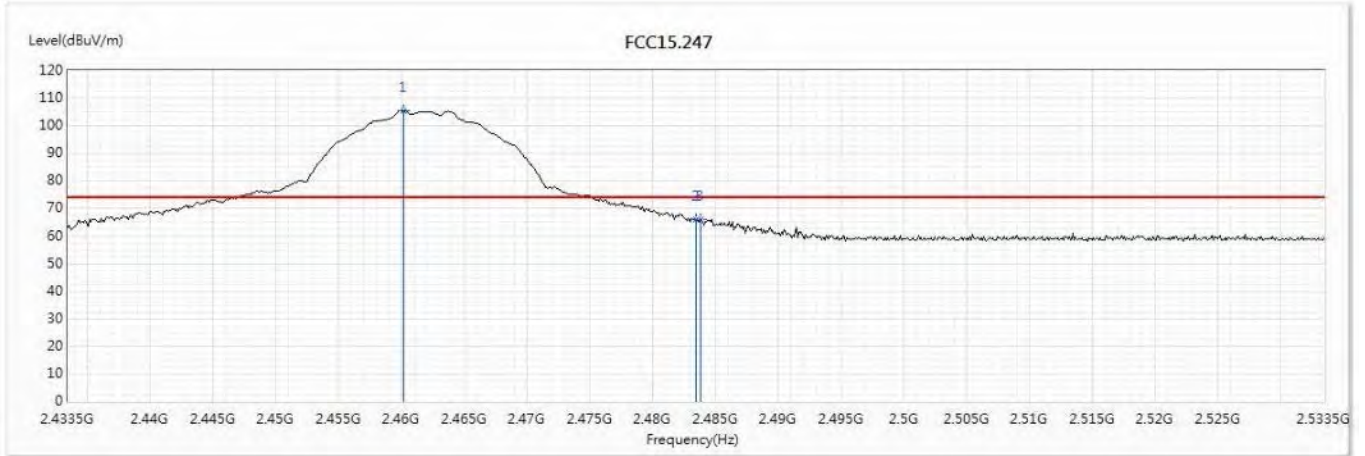
No	Frequency (MHz)	Emission Level (dBuV/m)	Limit (dBuV/m)	Margin (dB)	Reading Level (dBuV)	Correct Factor (dB/m)	Detector Type
1	2386.4	52.91	54.00	-1.09	41.38	11.53	AV
2	2390	49.14	54.00	-4.86	37.61	11.53	AV
3	2397.7	67.19	--	--	55.65	11.54	AV
4	2400	61.97	--	--	50.43	11.54	AV
5	2411.2	105.36	--	--	93.81	11.55	AV

Note:

1. All readings above 1GHz are performed with peak and/or average measurements as necessary.
2. Measurement Level = Reading Level + Correct Factor.
3. The average measurement was not performed when the peak measured data under the limit of average detection.

Product : Intel® Wireless-AC 9560
 Test Item : Band Edge
 Test Date : 2019/11/19
 Test Mode : Mode 5 SISO B: Transmit (802.11b_1Mbps) (2462MHz)

Horizontal



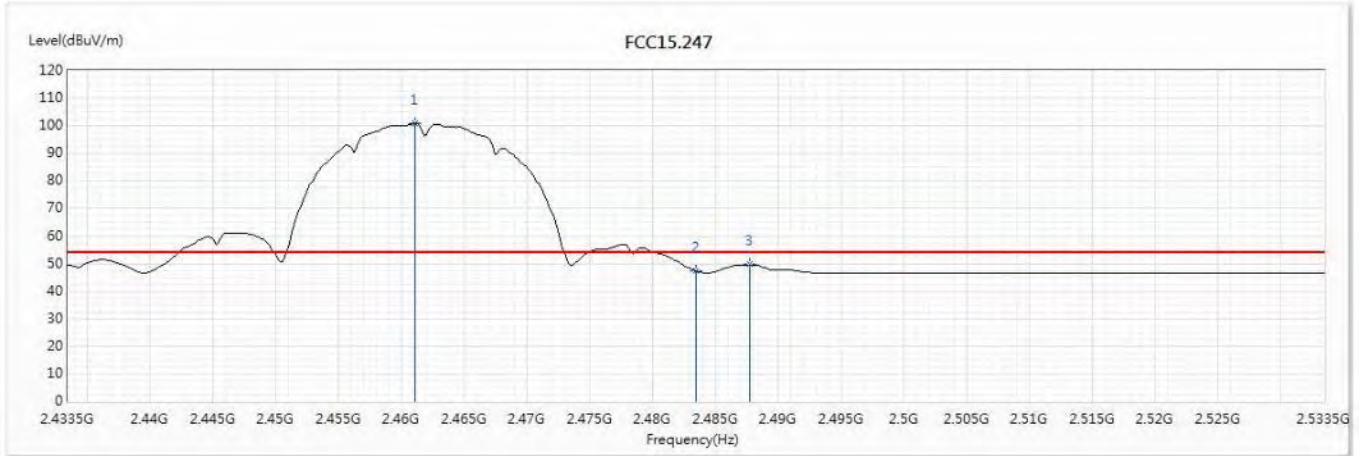
No	Frequency (MHz)	Emission Level (dBuV/m)	Limit (dBuV/m)	Margin (dB)	Reading Level (dBuV)	Correct Factor (dB/m)	Detector Type
1	2460.2	105.67	--	--	94.06	11.61	PK
2	2483.5	65.85	74.00	-8.15	54.17	11.68	PK
3	2483.9	66.06	74.00	-7.94	54.38	11.68	PK

Note:

1. All readings above 1GHz are performed with peak and/or average measurements as necessary.
2. Measurement Level = Reading Level + Correct Factor.
3. The average measurement was not performed when the peak measured data under the limit of average detection.

Product : Intel® Wireless-AC 9560
 Test Item : Band Edge
 Test Date : 2019/11/19
 Test Mode : Mode 5 SISO B: Transmit (802.11b_1Mbps) (2462MHz)

Horizontal



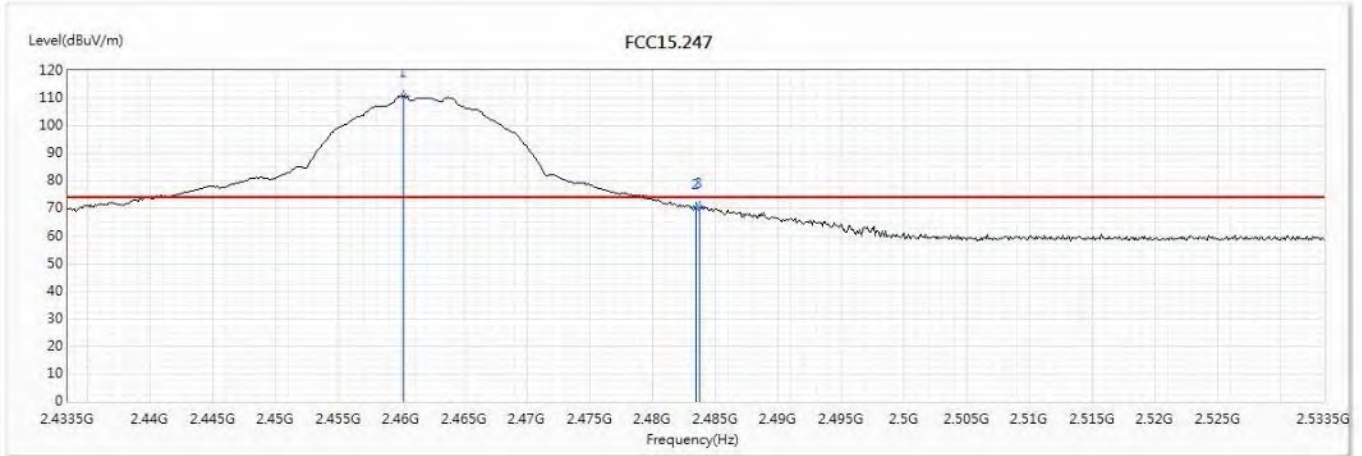
No	Frequency (MHz)	Emission Level (dBuV/m)	Limit (dBuV/m)	Margin (dB)	Reading Level (dBuV)	Correct Factor (dB/m)	Detector Type
1	2461.1	100.96	--	--	89.35	11.61	AV
2	2483.5	47.37	54.00	-6.63	35.69	11.68	AV
3	2487.8	49.62	54.00	-4.38	37.93	11.69	AV

Note:

1. All readings above 1GHz are performed with peak and/or average measurements as necessary.
2. Measurement Level = Reading Level + Correct Factor.
3. The average measurement was not performed when the peak measured data under the limit of average detection.

Product : Intel® Wireless-AC 9560
 Test Item : Band Edge
 Test Date : 2019/11/19
 Test Mode : Mode 5 SISO B: Transmit (802.11b_1Mbps) (2462MHz)

Vertical



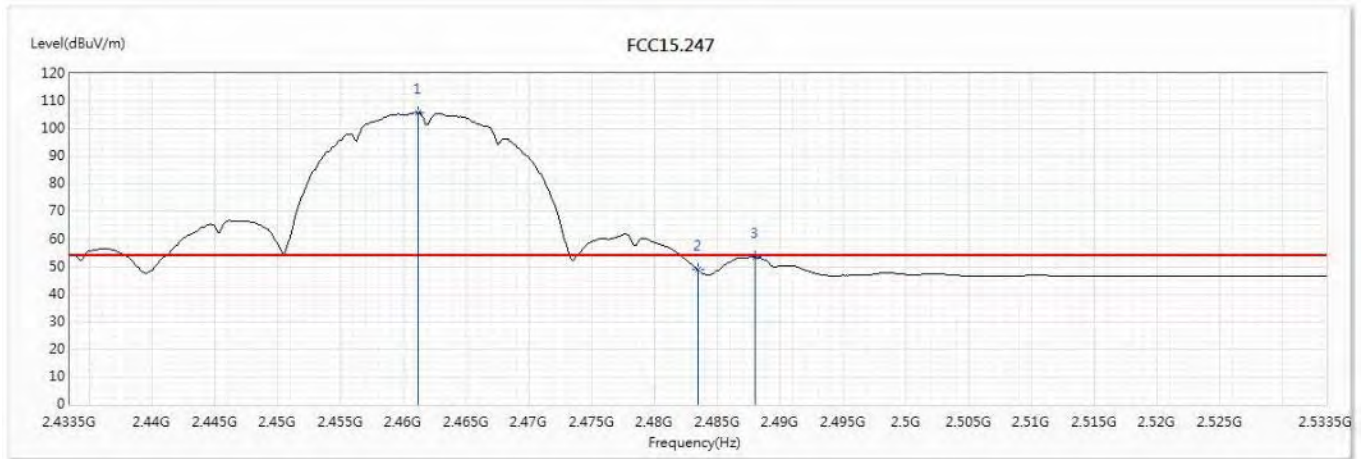
No	Frequency (MHz)	Emission Level (dBuV/m)	Limit (dBuV/m)	Margin (dB)	Reading Level (dBuV)	Correct Factor (dB/m)	Detector Type
1	2460.2	110.79	--	--	99.18	11.61	PK
2	2483.5	70.29	74.00	-3.71	58.61	11.68	PK
3	2483.8	70.56	74.00	-3.44	58.88	11.68	PK

Note:

1. All readings above 1GHz are performed with peak and/or average measurements as necessary.
2. Measurement Level = Reading Level + Correct Factor.
3. The average measurement was not performed when the peak measured data under the limit of average detection.

Product : Intel® Wireless-AC 9560
 Test Item : Band Edge
 Test Date : 2019/11/19
 Test Mode : Mode 5 SISO B: Transmit (802.11b_1Mbps) (2462MHz)

Vertical



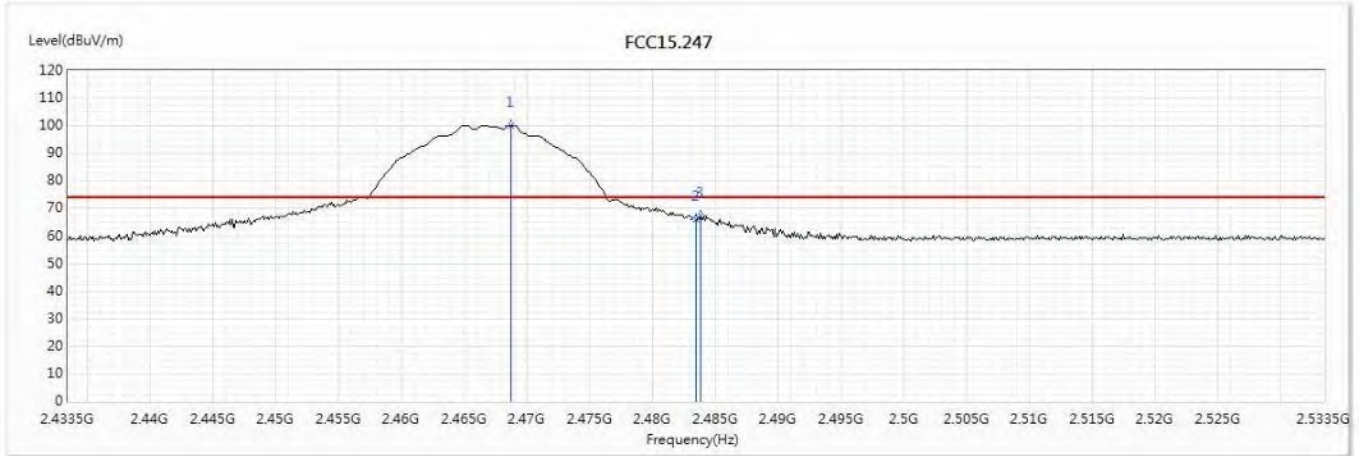
No	Frequency (MHz)	Emission Level (dBuV/m)	Limit (dBuV/m)	Margin (dB)	Reading Level (dBuV)	Correct Factor (dB/m)	Detector Type
1	2461.2	106.02	--	--	94.41	11.61	AV
2	2483.5	48.84	54.00	-5.16	37.16	11.68	AV
3	2488	53.41	54.00	-0.59	41.72	11.69	AV

Note:

1. All readings above 1GHz are performed with peak and/or average measurements as necessary.
2. Measurement Level = Reading Level + Correct Factor.
3. The average measurement was not performed when the peak measured data under the limit of average detection.

Product : Intel® Wireless-AC 9560
 Test Item : Band Edge
 Test Date : 2019/11/19
 Test Mode : Mode 5 SISO B: Transmit (802.11b_1Mbps) (2467MHz)

Horizontal



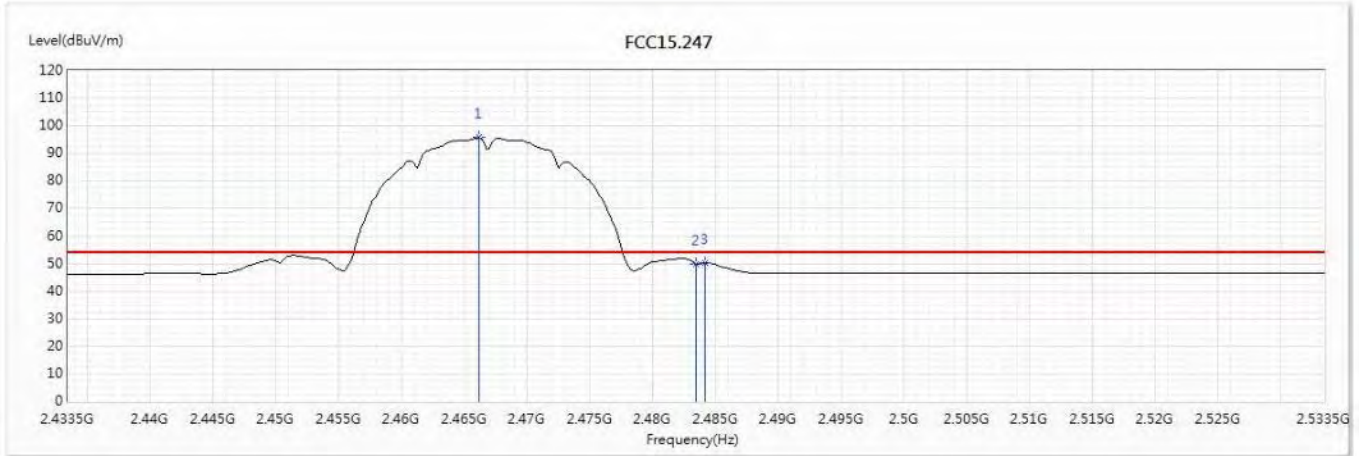
No	Frequency (MHz)	Emission Level (dBuV/m)	Limit (dBuV/m)	Margin (dB)	Reading Level (dBuV)	Correct Factor (dB/m)	Detector Type
1	2468.8	100.27	--	--	88.63	11.64	PK
2	2483.5	65.97	74.00	-8.03	54.29	11.68	PK
3	2483.9	67.38	74.00	-6.62	55.70	11.68	PK

Note:

1. All readings above 1GHz are performed with peak and/or average measurements as necessary.
2. Measurement Level = Reading Level + Correct Factor.
3. The average measurement was not performed when the peak measured data under the limit of average detection.

Product : Intel® Wireless-AC 9560
 Test Item : Band Edge
 Test Date : 2019/11/19
 Test Mode : Mode 5 SISO B: Transmit (802.11b_1Mbps) (2467MHz)

Horizontal



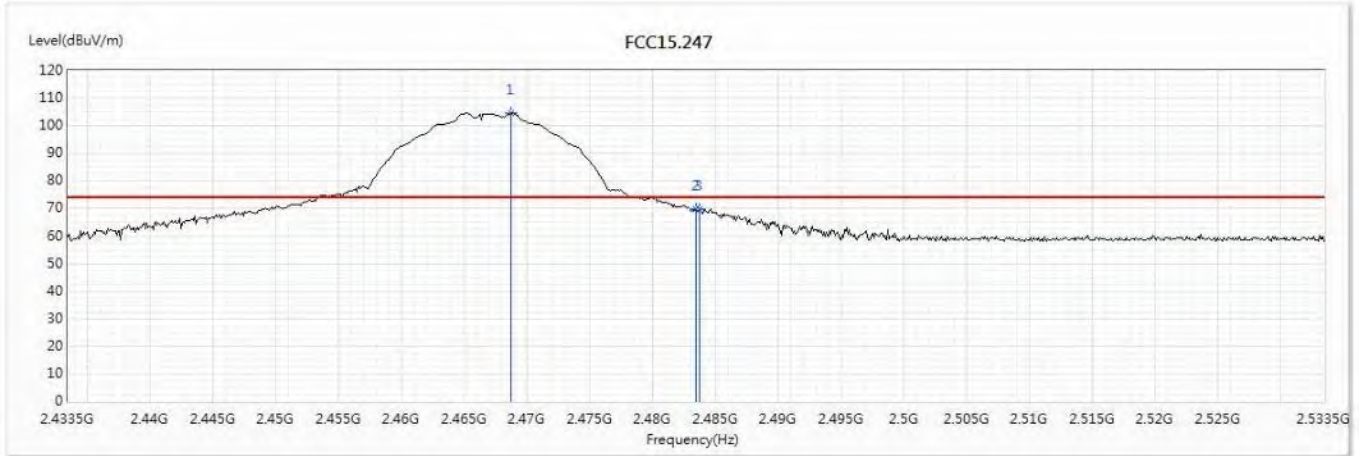
No	Frequency (MHz)	Emission Level (dBuV/m)	Limit (dBuV/m)	Margin (dB)	Reading Level (dBuV)	Correct Factor (dB/m)	Detector Type
1	2466.2	95.75	--	--	84.12	11.63	AV
2	2483.5	49.72	54.00	-4.28	38.04	11.68	AV
3	2484.2	50.35	54.00	-3.65	38.67	11.68	AV

Note:

1. All readings above 1GHz are performed with peak and/or average measurements as necessary.
2. Measurement Level = Reading Level + Correct Factor.
3. The average measurement was not performed when the peak measured data under the limit of average detection.

Product : Intel® Wireless-AC 9560
 Test Item : Band Edge
 Test Date : 2019/11/19
 Test Mode : Mode 5 SISO B: Transmit (802.11b_1Mbps) (2467MHz)

Vertical



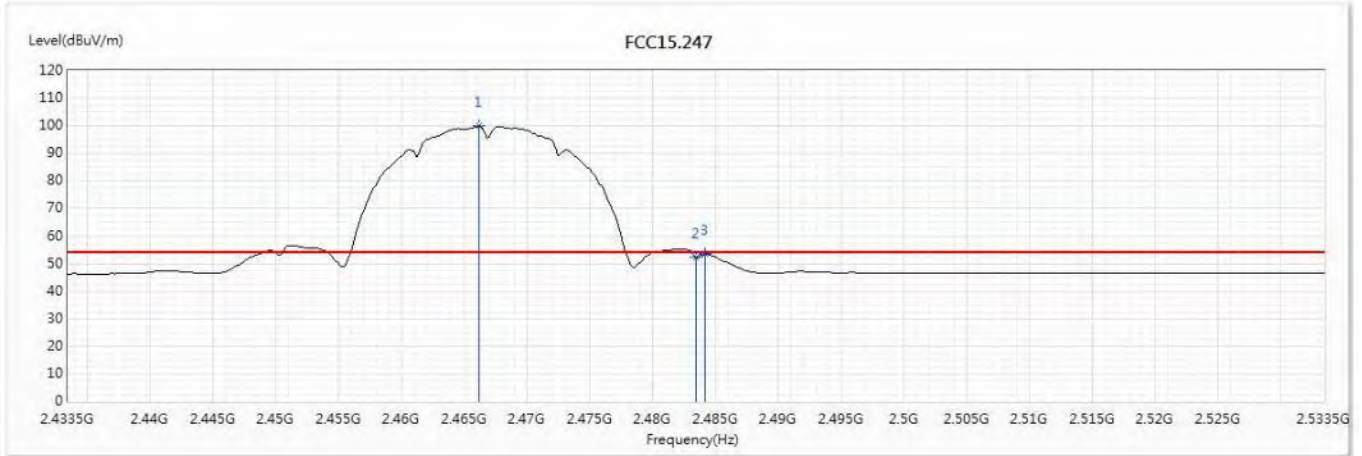
No	Frequency (MHz)	Emission Level (dBuV/m)	Limit (dBuV/m)	Margin (dB)	Reading Level (dBuV)	Correct Factor (dB/m)	Detector Type
1	2468.8	104.57	--	--	92.93	11.64	PK
2	2483.5	69.63	74.00	-4.37	57.95	11.68	PK
3	2483.8	69.94	74.00	-4.06	58.26	11.68	PK

Note:

1. All readings above 1GHz are performed with peak and/or average measurements as necessary.
2. Measurement Level = Reading Level + Correct Factor.
3. The average measurement was not performed when the peak measured data under the limit of average detection.

Product : Intel® Wireless-AC 9560
 Test Item : Band Edge
 Test Date : 2019/11/19
 Test Mode : Mode 5 SISO B: Transmit (802.11b_1Mbps) (2467MHz)

Vertical



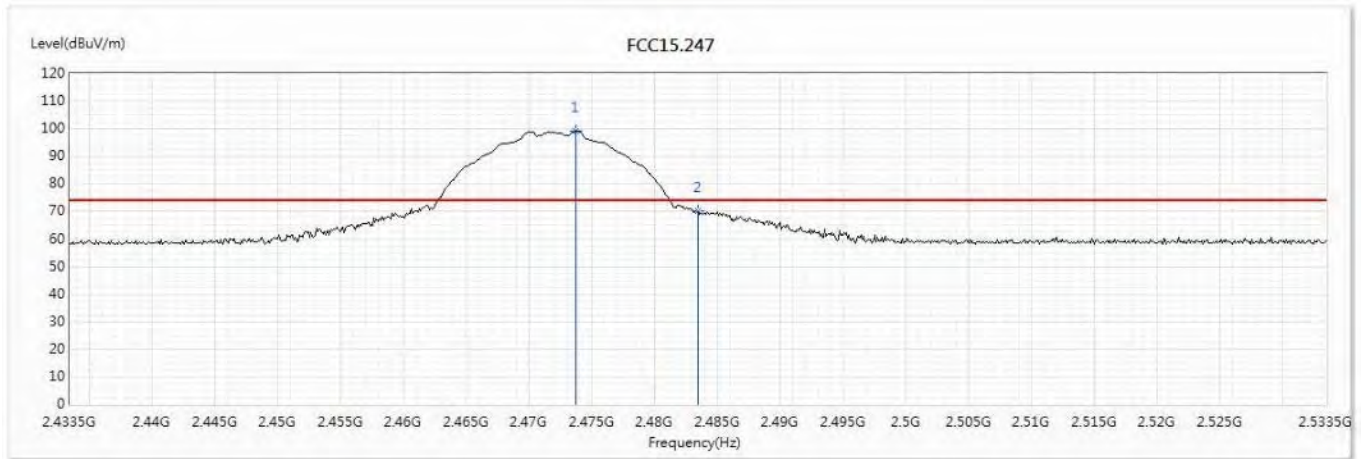
No	Frequency (MHz)	Emission Level (dBuV/m)	Limit (dBuV/m)	Margin (dB)	Reading Level (dBuV)	Correct Factor (dB/m)	Detector Type
1	2466.2	100.02	--	--	88.39	11.63	AV
2	2483.5	52.20	54.00	-1.80	40.52	11.68	AV
3	2484.2	53.54	54.00	-0.46	41.86	11.68	AV

Note:

1. All readings above 1GHz are performed with peak and/or average measurements as necessary.
2. Measurement Level = Reading Level + Correct Factor.
3. The average measurement was not performed when the peak measured data under the limit of average detection.

Product : Intel® Wireless-AC 9560
 Test Item : Band Edge
 Test Date : 2019/11/19
 Test Mode : Mode 5 SISO B: Transmit (802.11b_1Mbps) (2472MHz)

Horizontal



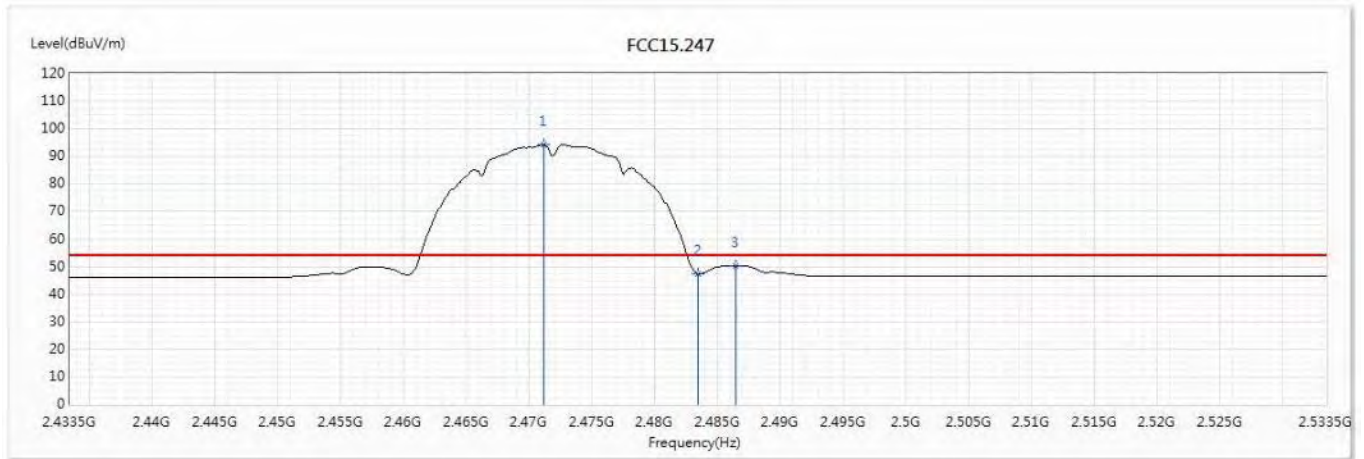
No	Frequency (MHz)	Emission Level (dBuV/m)	Limit (dBuV/m)	Margin (dB)	Reading Level (dBuV)	Correct Factor (dB/m)	Detector Type
1	2473.8	99.15	--	--	87.49	11.66	PK
2	2483.5	70.02	74.00	-3.98	58.34	11.68	PK

Note:

1. All readings above 1GHz are performed with peak and/or average measurements as necessary.
2. Measurement Level = Reading Level + Correct Factor.
3. The average measurement was not performed when the peak measured data under the limit of average detection.

Product : Intel® Wireless-AC 9560
 Test Item : Band Edge
 Test Date : 2019/11/19
 Test Mode : Mode 5 SISO B: Transmit (802.11b_1Mbps) (2472MHz)

Horizontal



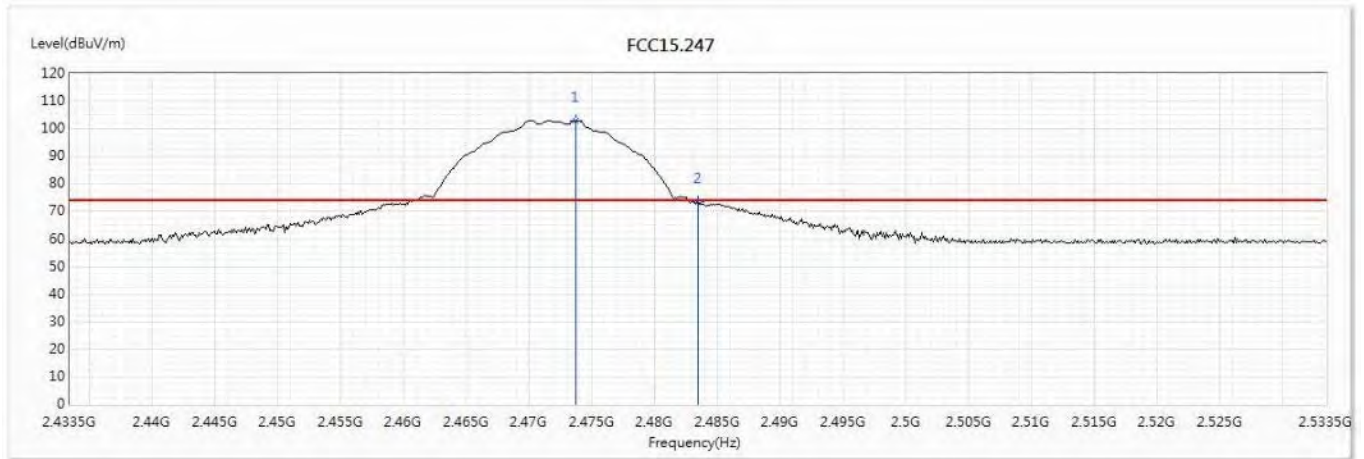
No	Frequency (MHz)	Emission Level (dBuV/m)	Limit (dBuV/m)	Margin (dB)	Reading Level (dBuV)	Correct Factor (dB/m)	Detector Type
1	2471.2	94.36	--	--	82.71	11.65	AV
2	2483.5	47.27	54.00	-6.73	35.59	11.68	AV
3	2486.5	50.44	54.00	-3.56	38.76	11.68	AV

Note:

1. All readings above 1GHz are performed with peak and/or average measurements as necessary.
2. Measurement Level = Reading Level + Correct Factor.
3. The average measurement was not performed when the peak measured data under the limit of average detection.

Product : Intel® Wireless-AC 9560
 Test Item : Band Edge
 Test Date : 2019/11/19
 Test Mode : Mode 5 SISO B: Transmit (802.11b_1Mbps) (2472MHz)

Vertical



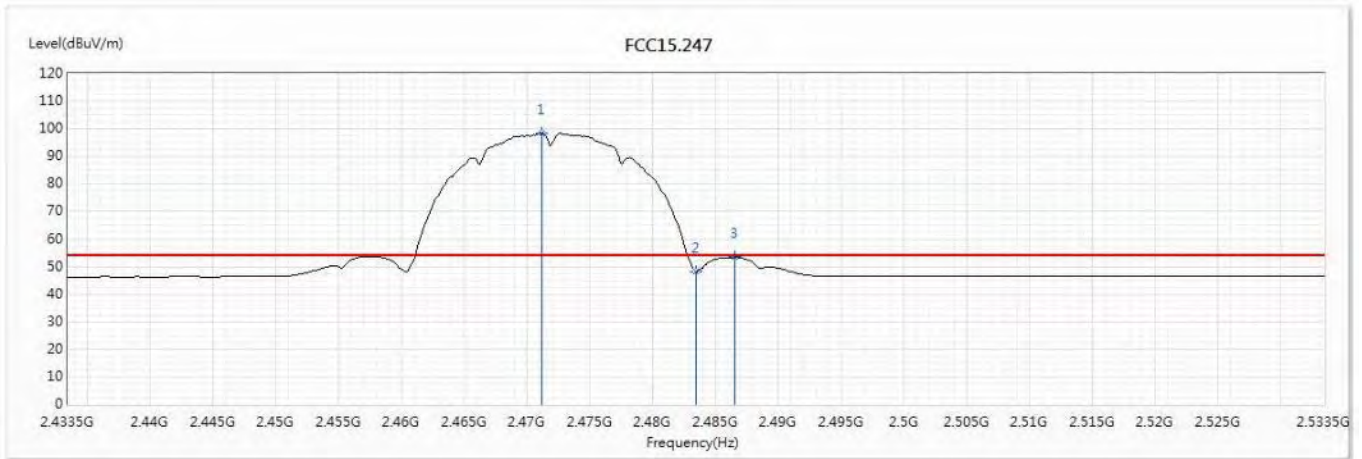
No	Frequency (MHz)	Emission Level (dBuV/m)	Limit (dBuV/m)	Margin (dB)	Reading Level (dBuV)	Correct Factor (dB/m)	Detector Type
1	2473.8	103.10	--	--	91.44	11.66	PK
2	2483.5	73.38	74.00	-0.62	61.70	11.68	PK

Note:

1. All readings above 1GHz are performed with peak and/or average measurements as necessary.
2. Measurement Level = Reading Level + Correct Factor.
3. The average measurement was not performed when the peak measured data under the limit of average detection.

Product : Intel® Wireless-AC 9560
 Test Item : Band Edge
 Test Date : 2019/11/19
 Test Mode : Mode 5 SISO B: Transmit (802.11b_1Mbps) (2472MHz)

Vertical



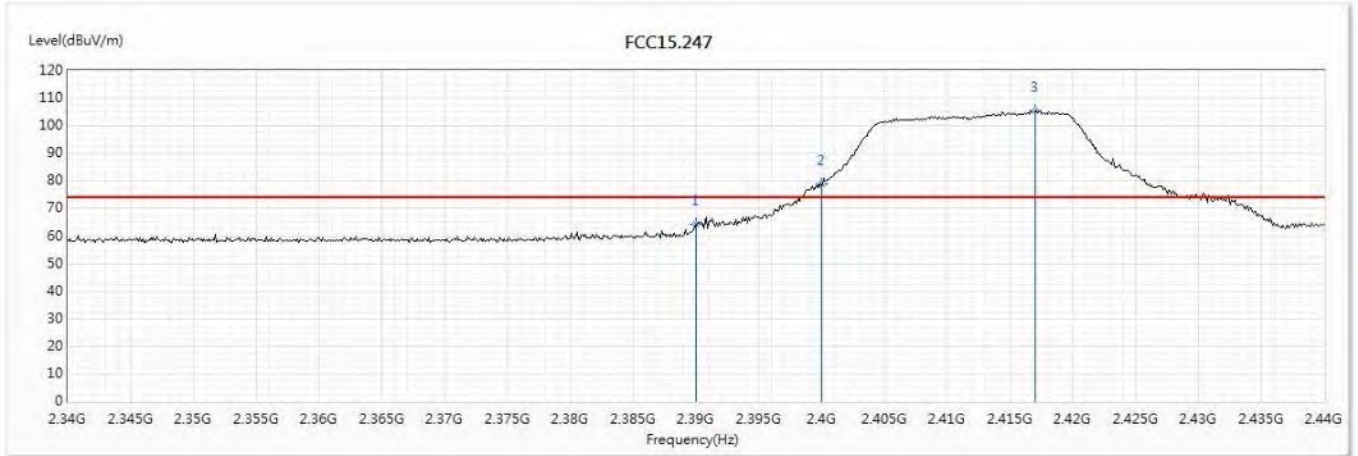
No	Frequency (MHz)	Emission Level (dBuV/m)	Limit (dBuV/m)	Margin (dB)	Reading Level (dBuV)	Correct Factor (dB/m)	Detector Type
1	2471.2	98.51	--	--	86.86	11.65	AV
2	2483.5	48.36	54.00	-5.64	36.68	11.68	AV
3	2486.6	53.41	54.00	-0.59	41.73	11.68	AV

Note:

1. All readings above 1GHz are performed with peak and/or average measurements as necessary.
2. Measurement Level = Reading Level + Correct Factor.
3. The average measurement was not performed when the peak measured data under the limit of average detection.

Product : Intel® Wireless-AC 9560
 Test Item : Band Edge
 Test Date : 2019/11/19
 Test Mode : Mode 6 SISO B: Transmit (802.11g_6Mbps) (2412MHz)

Horizontal



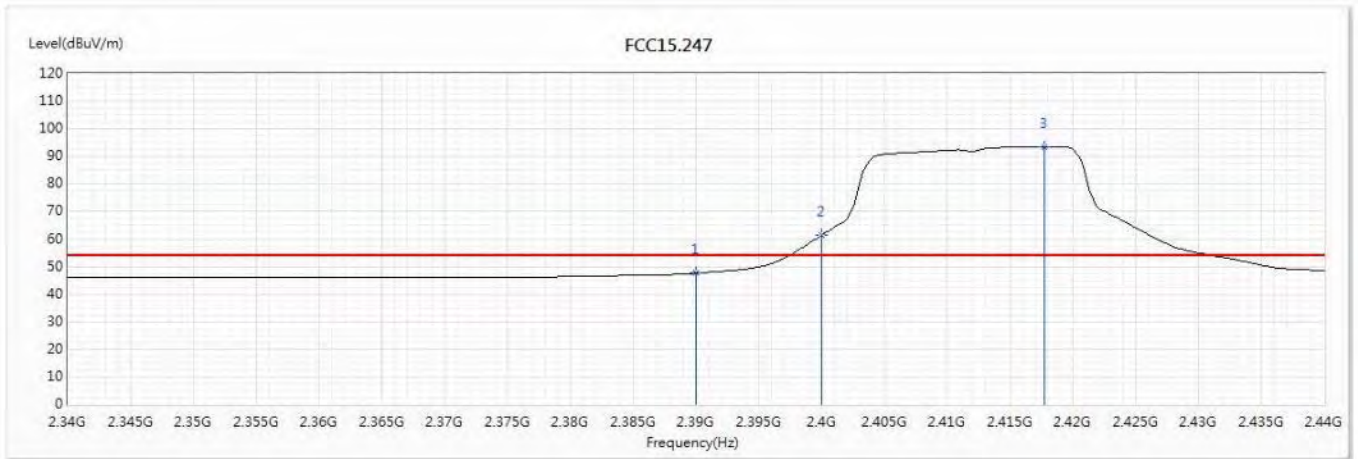
No	Frequency (MHz)	Emission Level (dBuV/m)	Limit (dBuV/m)	Margin (dB)	Reading Level (dBuV)	Correct Factor (dB/m)	Detector Type
1	2390	64.56	74.00	-9.44	53.03	11.53	PK
2	2400	79.05	--	--	67.51	11.54	PK
3	2417	105.52	--	--	93.96	11.56	PK

Note:

1. All readings above 1GHz are performed with peak and/or average measurements as necessary.
2. Measurement Level = Reading Level + Correct Factor.
3. The average measurement was not performed when the peak measured data under the limit of average detection.

Product : Intel® Wireless-AC 9560
 Test Item : Band Edge
 Test Date : 2019/11/19
 Test Mode : Mode 6 SISO B: Transmit (802.11g_6Mbps) (2412MHz)

Horizontal



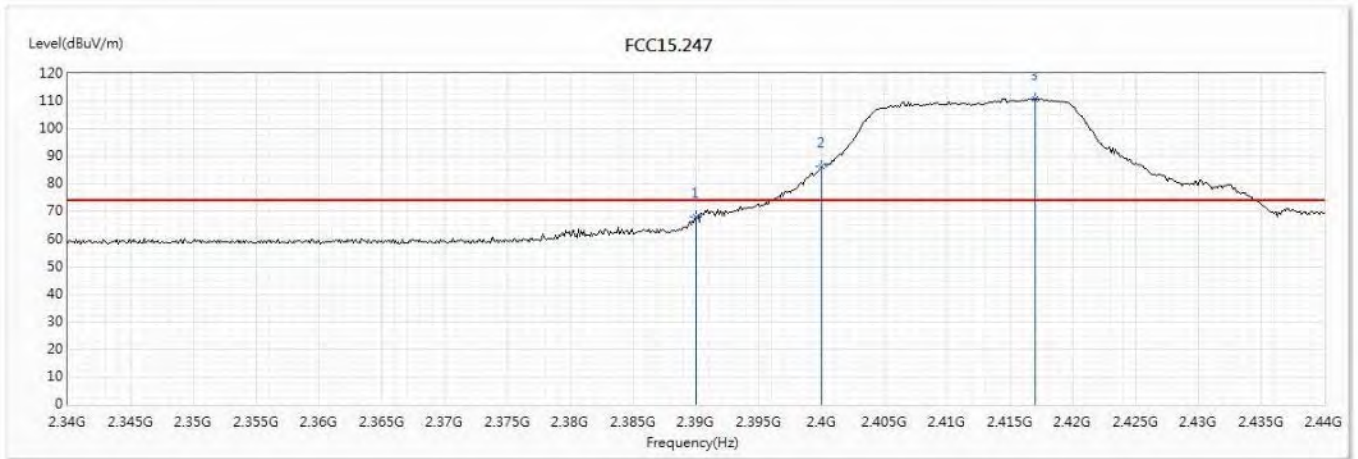
No	Frequency (MHz)	Emission Level (dBuV/m)	Limit (dBuV/m)	Margin (dB)	Reading Level (dBuV)	Correct Factor (dB/m)	Detector Type
1	2390	47.60	54.00	-6.40	36.07	11.53	AV
2	2400	61.44	--	---	49.90	11.54	AV
3	2417.7	93.60	--	--	82.04	11.56	AV

Note:

1. All readings above 1GHz are performed with peak and/or average measurements as necessary.
2. Measurement Level = Reading Level + Correct Factor.
3. The average measurement was not performed when the peak measured data under the limit of average detection.

Product : Intel® Wireless-AC 9560
 Test Item : Band Edge
 Test Date : 2019/11/19
 Test Mode : Mode 6 SISO B: Transmit (802.11g_6Mbps) (2412MHz)

Vertical



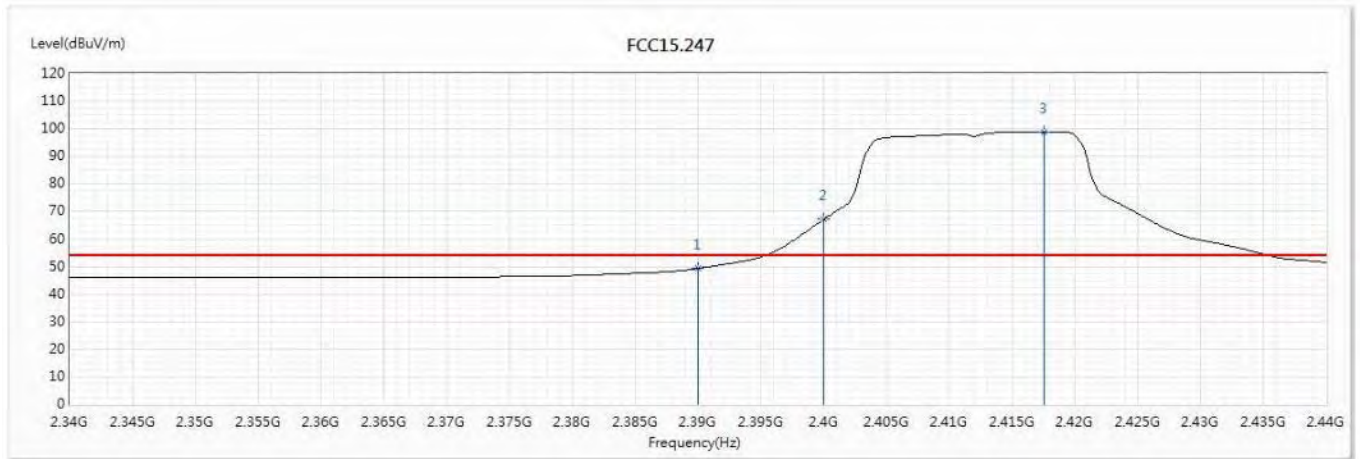
No	Frequency (MHz)	Emission Level (dBuV/m)	Limit (dBuV/m)	Margin (dB)	Reading Level (dBuV)	Correct Factor (dB/m)	Detector Type
1	2390	67.89	74.00	-6.11	56.36	11.53	PK
2	2400	86.18	--	--	74.64	11.54	PK
3	2417	111.03	--	--	99.47	11.56	PK

Note:

1. All readings above 1GHz are performed with peak and/or average measurements as necessary.
2. Measurement Level = Reading Level + Correct Factor.
3. The average measurement was not performed when the peak measured data under the limit of average detection.

Product : Intel® Wireless-AC 9560
 Test Item : Band Edge
 Test Date : 2019/11/19
 Test Mode : Mode 6 SISO B: Transmit (802.11g_6Mbps) (2412MHz)

Vertical



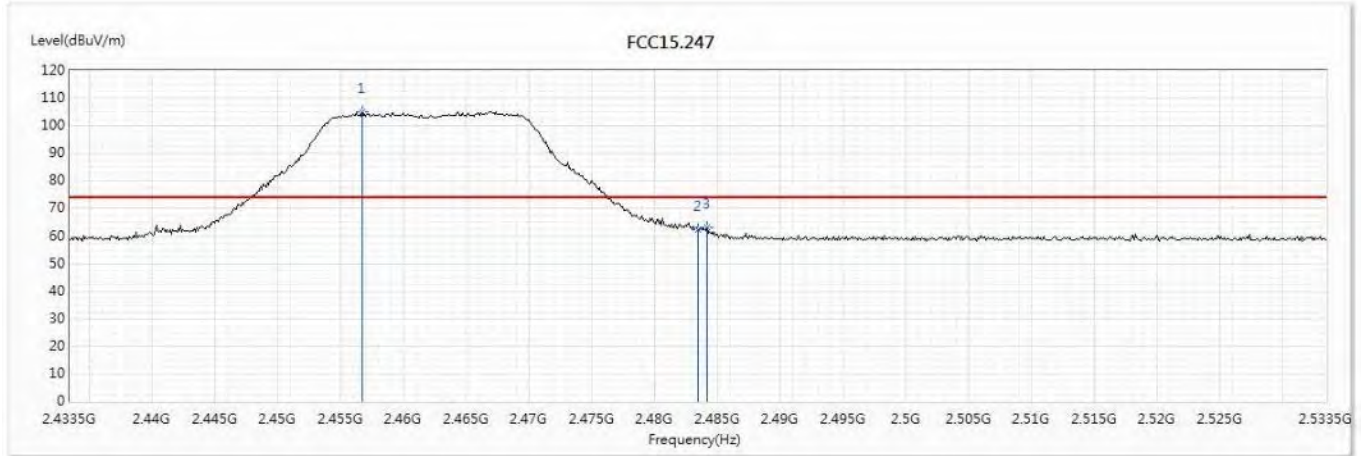
No	Frequency (MHz)	Emission Level (dBuV/m)	Limit (dBuV/m)	Margin (dB)	Reading Level (dBuV)	Correct Factor (dB/m)	Detector Type
1	2390	49.37	54.00	-4.63	37.84	11.53	AV
2	2400	67.16	--	--	55.62	11.54	AV
3	2417.5	98.90	--	--	87.34	11.56	AV

Note:

1. All readings above 1GHz are performed with peak and/or average measurements as necessary.
2. Measurement Level = Reading Level + Correct Factor.
3. The average measurement was not performed when the peak measured data under the limit of average detection.

Product : Intel® Wireless-AC 9560
 Test Item : Band Edge
 Test Date : 2019/11/19
 Test Mode : Mode 6 SISO B: Transmit (802.11g_6Mbps) (2462MHz)

Horizontal



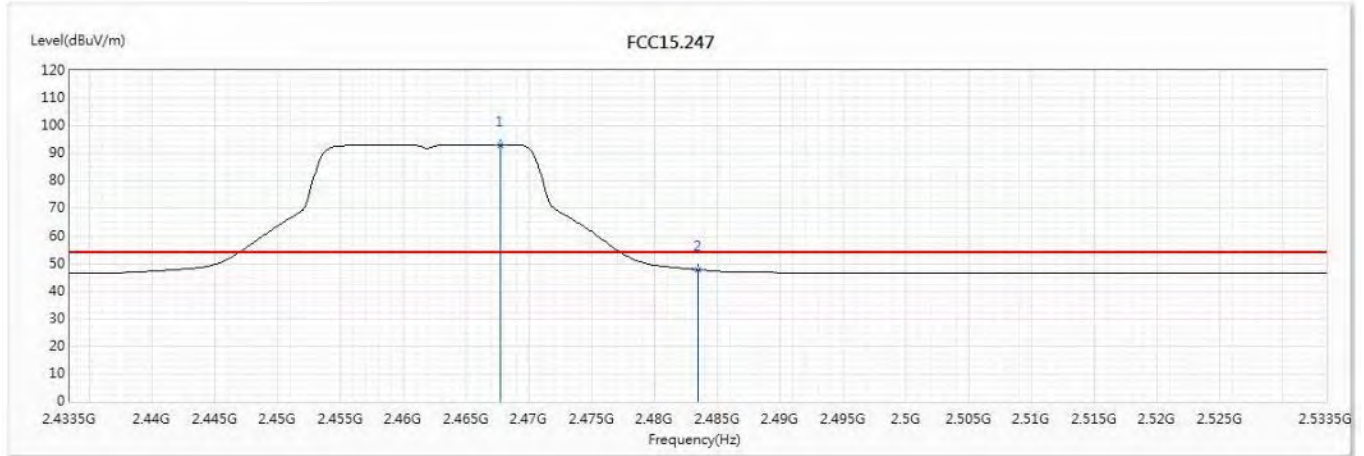
No	Frequency (MHz)	Emission Level (dBuV/m)	Limit (dBuV/m)	Margin (dB)	Reading Level (dBuV)	Correct Factor (dB/m)	Detector Type
1	2456.8	105.22	--	--	93.63	11.59	PK
2	2483.5	62.48	74.00	-11.52	50.80	11.68	PK
3	2484.2	63.09	74.00	-10.91	51.41	11.68	PK

Note:

1. All readings above 1GHz are performed with peak and/or average measurements as necessary.
2. Measurement Level = Reading Level + Correct Factor.
3. The average measurement was not performed when the peak measured data under the limit of average detection.

Product : Intel® Wireless-AC 9560
 Test Item : Band Edge
 Test Date : 2019/11/19
 Test Mode : Mode 6 SISO B: Transmit (802.11g_6Mbps) (2462MHz)

Horizontal



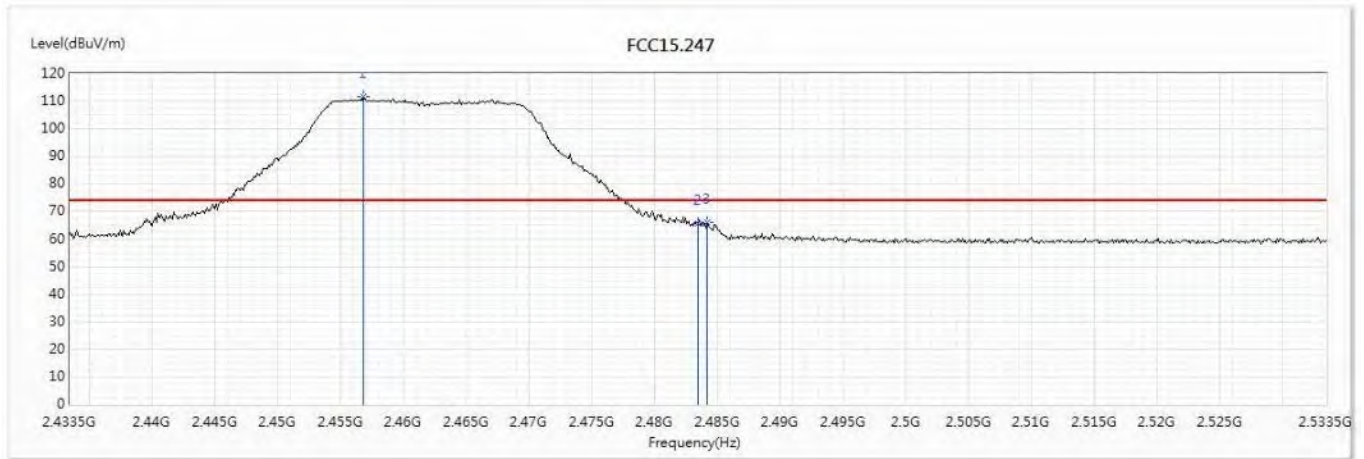
No	Frequency (MHz)	Emission Level (dBuV/m)	Limit (dBuV/m)	Margin (dB)	Reading Level (dBuV)	Correct Factor (dB/m)	Detector Type
1	2467.8	93.18	--	--	81.54	11.64	AV
2	2483.5	47.82	54.00	-6.18	36.14	11.68	AV

Note:

1. All readings above 1GHz are performed with peak and/or average measurements as necessary.
2. Measurement Level = Reading Level + Correct Factor.
3. The average measurement was not performed when the peak measured data under the limit of average detection.

Product : Intel® Wireless-AC 9560
 Test Item : Band Edge
 Test Date : 2019/11/19
 Test Mode : Mode 6 SISO B: Transmit (802.11g_6Mbps) (2462MHz)

Vertical



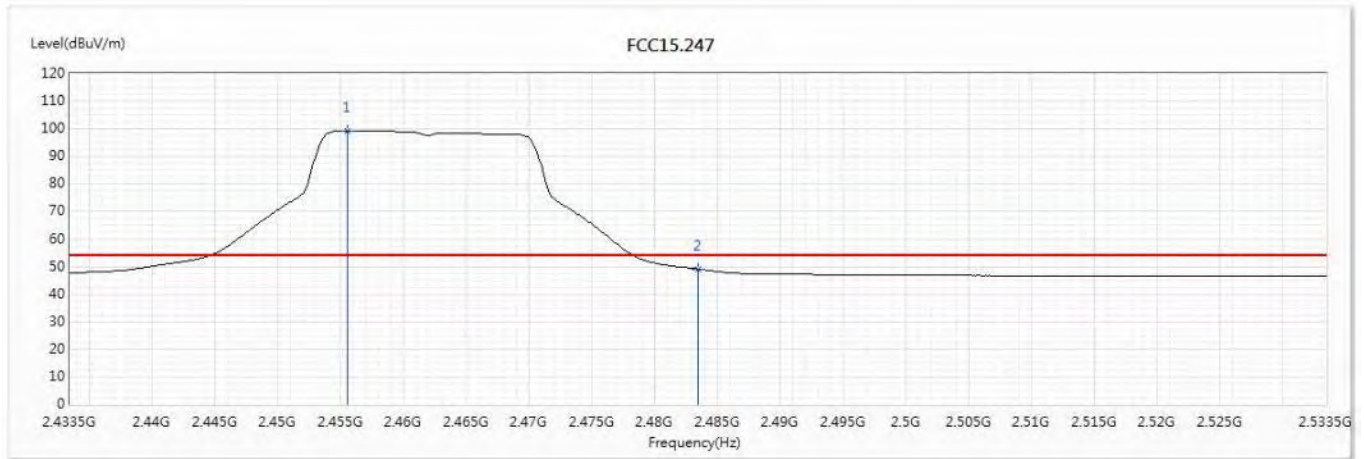
No	Frequency (MHz)	Emission Level (dBuV/m)	Limit (dBuV/m)	Margin (dB)	Reading Level (dBuV)	Correct Factor (dB/m)	Detector Type
1	2456.9	111.51	--	--	99.92	11.59	PK
2	2483.5	65.73	74.00	-8.27	54.05	11.68	PK
3	2484.2	65.89	74.00	-8.11	54.21	11.68	PK

Note:

1. All readings above 1GHz are performed with peak and/or average measurements as necessary.
2. Measurement Level = Reading Level + Correct Factor.
3. The average measurement was not performed when the peak measured data under the limit of average detection.

Product : Intel® Wireless-AC 9560
 Test Item : Band Edge
 Test Date : 2019/11/19
 Test Mode : Mode 6 SISO B: Transmit (802.11g_6Mbps) (2462MHz)

Vertical



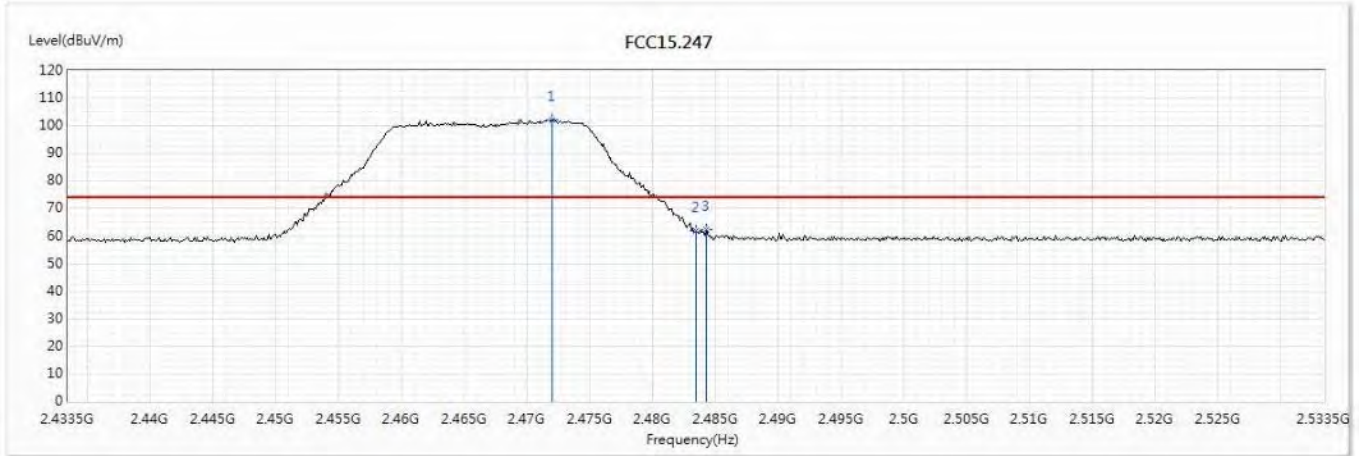
No	Frequency (MHz)	Emission Level (dBuV/m)	Limit (dBuV/m)	Margin (dB)	Reading Level (dBuV)	Correct Factor (dB/m)	Detector Type
1	2455.6	99.40	--	--	87.81	11.59	AV
2	2483.5	49.11	54.00	-4.89	37.43	11.68	AV

Note:

1. All readings above 1GHz are performed with peak and/or average measurements as necessary.
2. Measurement Level = Reading Level + Correct Factor.
3. The average measurement was not performed when the peak measured data under the limit of average detection.

Product : Intel® Wireless-AC 9560
 Test Item : Band Edge
 Test Date : 2019/11/19
 Test Mode : Mode 6 SISO B: Transmit (802.11g_6Mbps) (2467MHz)

Horizontal



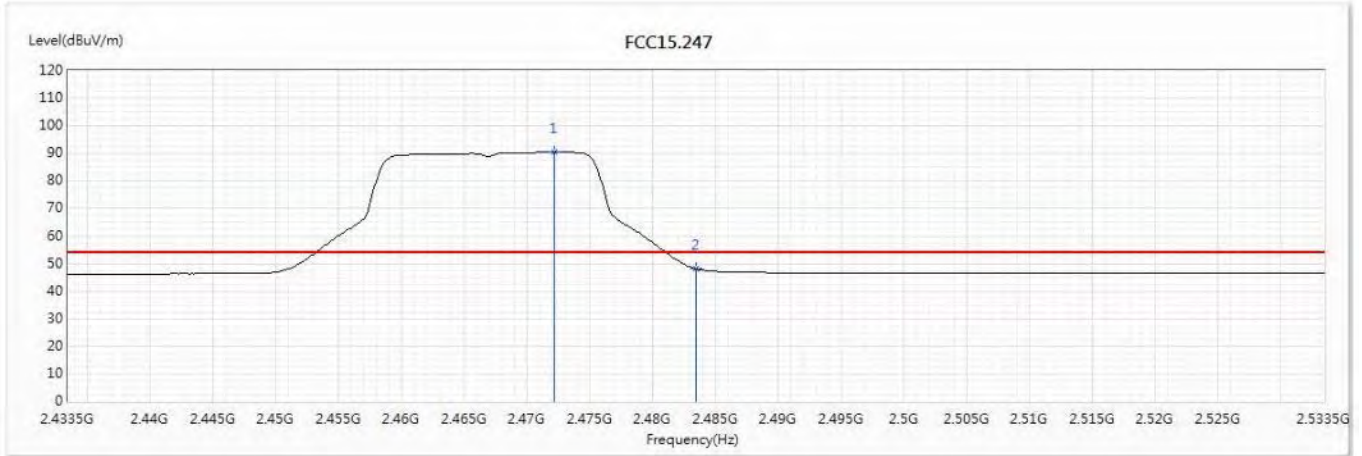
No	Frequency (MHz)	Emission Level (dBuV/m)	Limit (dBuV/m)	Margin (dB)	Reading Level (dBuV)	Correct Factor (dB/m)	Detector Type
1	2472	102.31	--	--	90.66	11.65	PK
2	2483.5	61.94	74.00	-12.06	50.26	11.68	PK
3	2484.3	62.23	74.00	-11.77	50.55	11.68	PK

Note:

1. All readings above 1GHz are performed with peak and/or average measurements as necessary.
2. Measurement Level = Reading Level + Correct Factor.
3. The average measurement was not performed when the peak measured data under the limit of average detection.

Product : Intel® Wireless-AC 9560
 Test Item : Band Edge
 Test Date : 2019/11/19
 Test Mode : Mode 6 SISO B: Transmit (802.11g_6Mbps) (2467MHz)

Horizontal



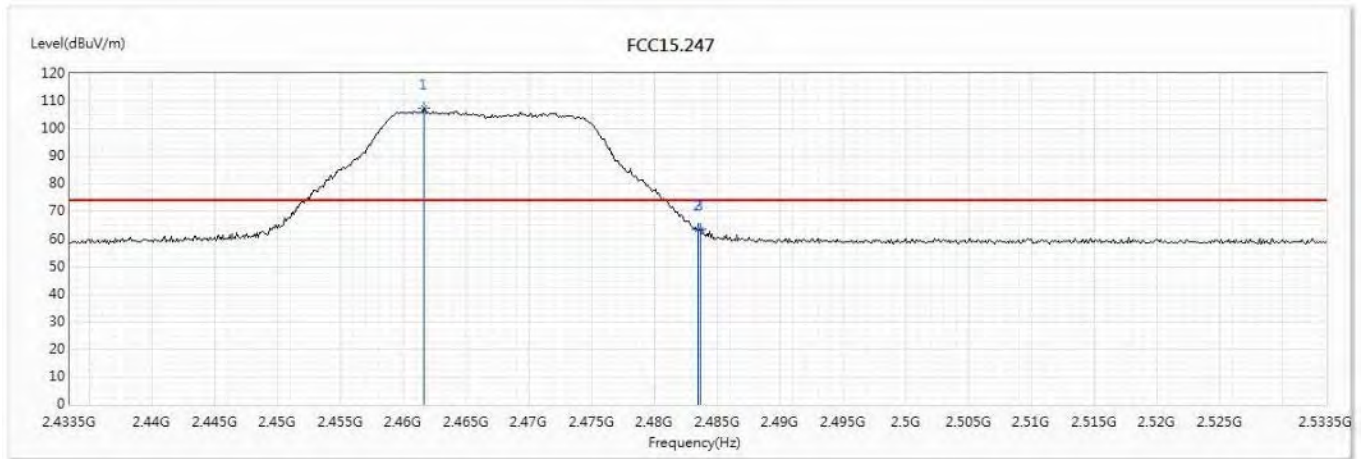
No	Frequency (MHz)	Emission Level (dBuV/m)	Limit (dBuV/m)	Margin (dB)	Reading Level (dBuV)	Correct Factor (dB/m)	Detector Type
1	2472.2	90.40	--	--	78.75	11.65	AV
2	2483.5	48.11	54.00	-5.89	36.43	11.68	AV

Note:

1. All readings above 1GHz are performed with peak and/or average measurements as necessary.
2. Measurement Level = Reading Level + Correct Factor.
3. The average measurement was not performed when the peak measured data under the limit of average detection.

Product : Intel® Wireless-AC 9560
 Test Item : Band Edge
 Test Date : 2019/11/19
 Test Mode : Mode 6 SISO B: Transmit (802.11g_6Mbps) (2467MHz)

Vertical



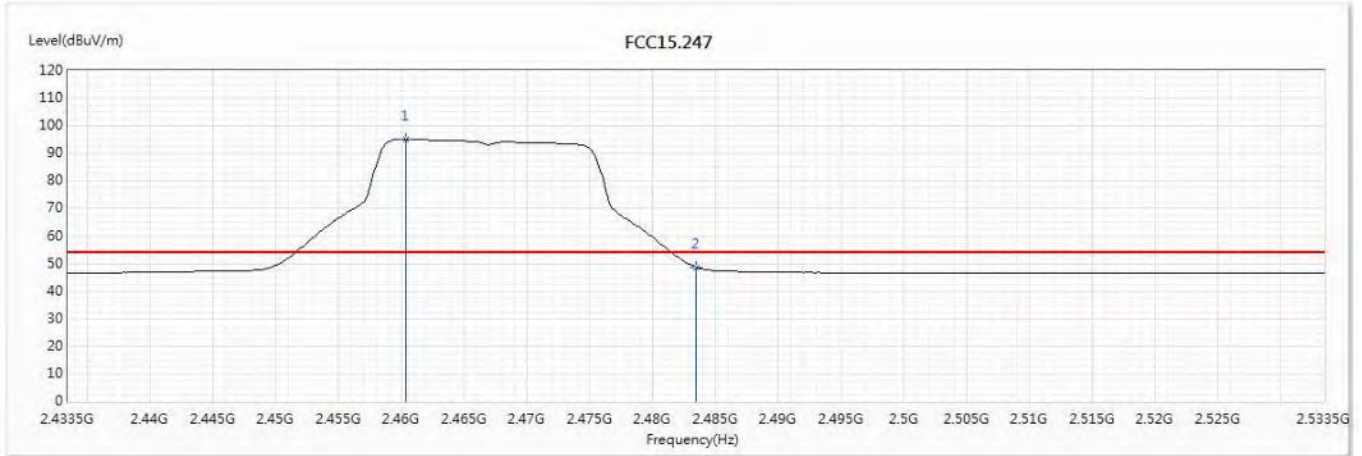
No	Frequency (MHz)	Emission Level (dBuV/m)	Limit (dBuV/m)	Margin (dB)	Reading Level (dBuV)	Correct Factor (dB/m)	Detector Type
1	2461.7	107.40	--	--	95.79	11.61	PK
2	2483.5	63.48	74.00	-10.52	51.80	11.68	PK
3	2483.7	63.50	74.00	-10.50	51.82	11.68	PK

Note:

1. All readings above 1GHz are performed with peak and/or average measurements as necessary.
2. Measurement Level = Reading Level + Correct Factor.
3. The average measurement was not performed when the peak measured data under the limit of average detection.

Product : Intel® Wireless-AC 9560
 Test Item : Band Edge
 Test Date : 2019/11/19
 Test Mode : Mode 6 SISO B: Transmit (802.11g_6Mbps) (2467MHz)

Vertical



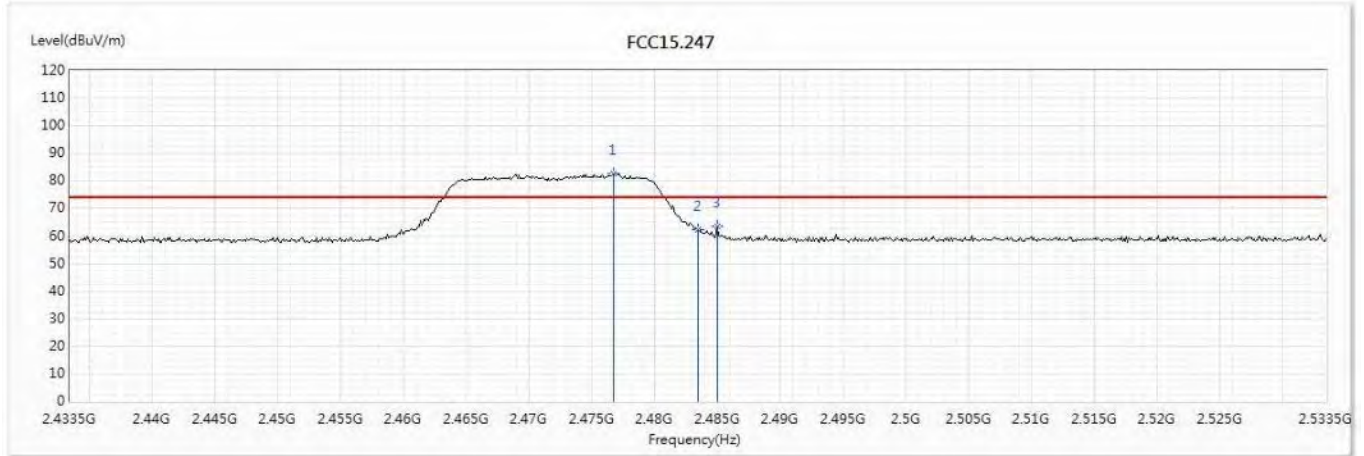
No	Frequency (MHz)	Emission Level (dBuV/m)	Limit (dBuV/m)	Margin (dB)	Reading Level (dBuV)	Correct Factor (dB/m)	Detector Type
1	2460.4	95.14	--	--	83.53	11.61	AV
2	2483.5	48.71	54.00	-5.29	37.03	11.68	AV

Note:

1. All readings above 1GHz are performed with peak and/or average measurements as necessary.
2. Measurement Level = Reading Level + Correct Factor.
3. The average measurement was not performed when the peak measured data under the limit of average detection.

Product : Intel® Wireless-AC 9560
 Test Item : Band Edge
 Test Date : 2019/11/19
 Test Mode : Mode 6 SISO B: Transmit (802.11g_6Mbps) (2472MHz)

Horizontal



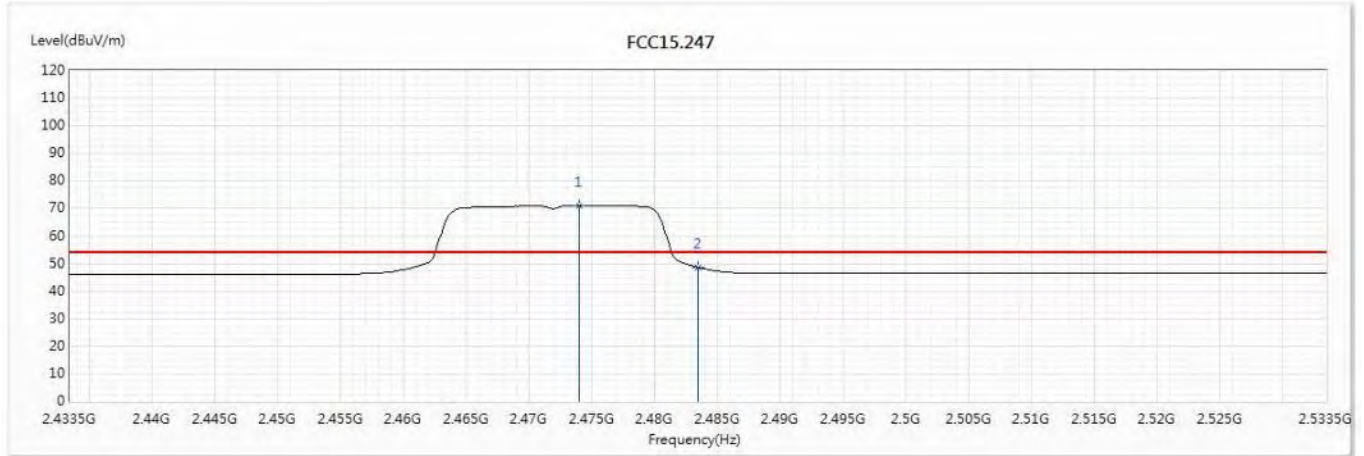
No	Frequency (MHz)	Emission Level (dBuV/m)	Limit (dBuV/m)	Margin (dB)	Reading Level (dBuV)	Correct Factor (dB/m)	Detector Type
1	2476.8	82.50	--	--	70.84	11.66	PK
2	2483.5	62.45	74.00	-11.55	50.77	11.68	PK
3	2485	63.33	74.00	-10.67	51.65	11.68	PK

Note:

1. All readings above 1GHz are performed with peak and/or average measurements as necessary.
2. Measurement Level = Reading Level + Correct Factor.
3. The average measurement was not performed when the peak measured data under the limit of average detection.

Product : Intel® Wireless-AC 9560
 Test Item : Band Edge
 Test Date : 2019/11/19
 Test Mode : Mode 6 SISO B: Transmit (802.11g_6Mbps) (2472MHz)

Horizontal



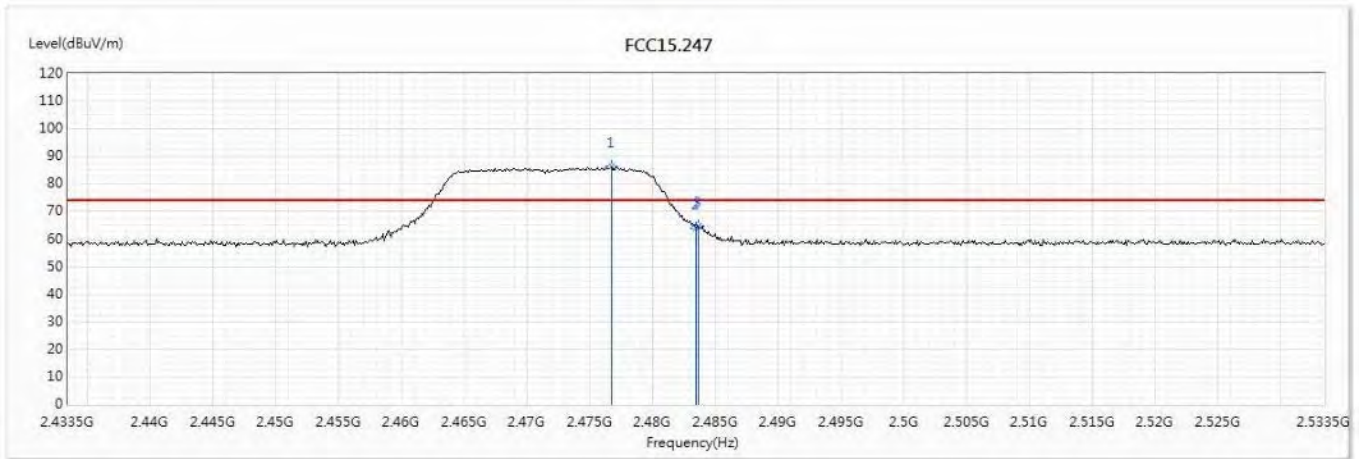
No	Frequency (MHz)	Emission Level (dBuV/m)	Limit (dBuV/m)	Margin (dB)	Reading Level (dBuV)	Correct Factor (dB/m)	Detector Type
1	2474	71.12	--	--	59.46	11.66	AV
2	2483.5	48.67	54.00	-5.33	36.99	11.68	AV

Note:

1. All readings above 1GHz are performed with peak and/or average measurements as necessary.
2. Measurement Level = Reading Level + Correct Factor.
3. The average measurement was not performed when the peak measured data under the limit of average detection.

Product : Intel® Wireless-AC 9560
 Test Item : Band Edge
 Test Date : 2019/11/19
 Test Mode : Mode 6 SISO B: Transmit (802.11g_6Mbps) (2472MHz)

Vertical



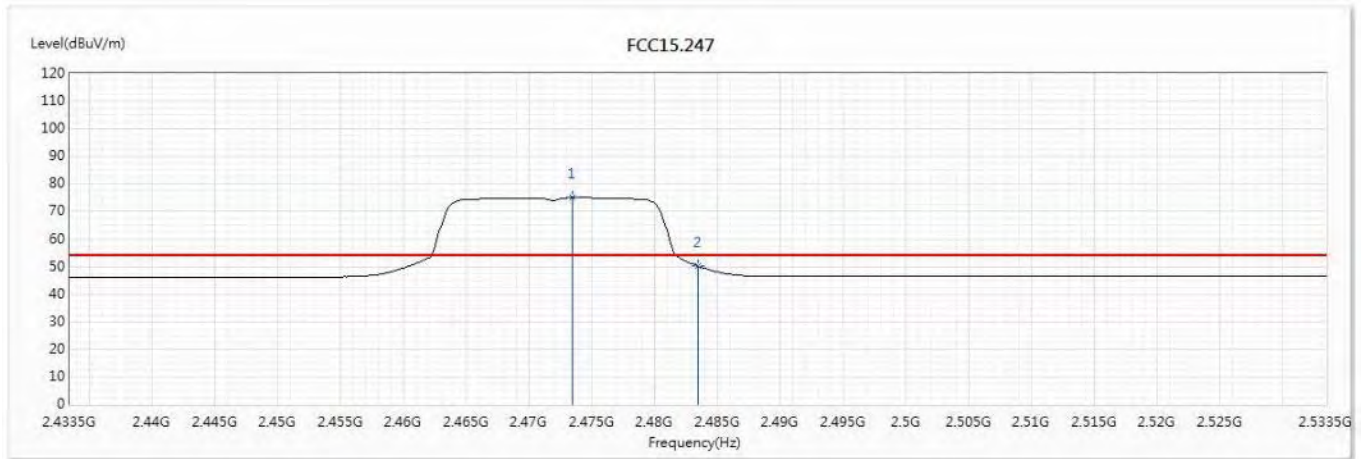
No	Frequency (MHz)	Emission Level (dBuV/m)	Limit (dBuV/m)	Margin (dB)	Reading Level (dBuV)	Correct Factor (dB/m)	Detector Type
1	2476.8	86.17	--	--	74.51	11.66	PK
2	2483.5	63.95	74.00	-10.05	52.27	11.68	PK
3	2483.7	64.96	74.00	-9.04	53.28	11.68	PK

Note:

1. All readings above 1GHz are performed with peak and/or average measurements as necessary.
2. Measurement Level = Reading Level + Correct Factor.
3. The average measurement was not performed when the peak measured data under the limit of average detection.

Product : Intel® Wireless-AC 9560
 Test Item : Band Edge
 Test Date : 2019/11/19
 Test Mode : Mode 6 SISO B: Transmit (802.11g_6Mbps) (2472MHz)

Vertical



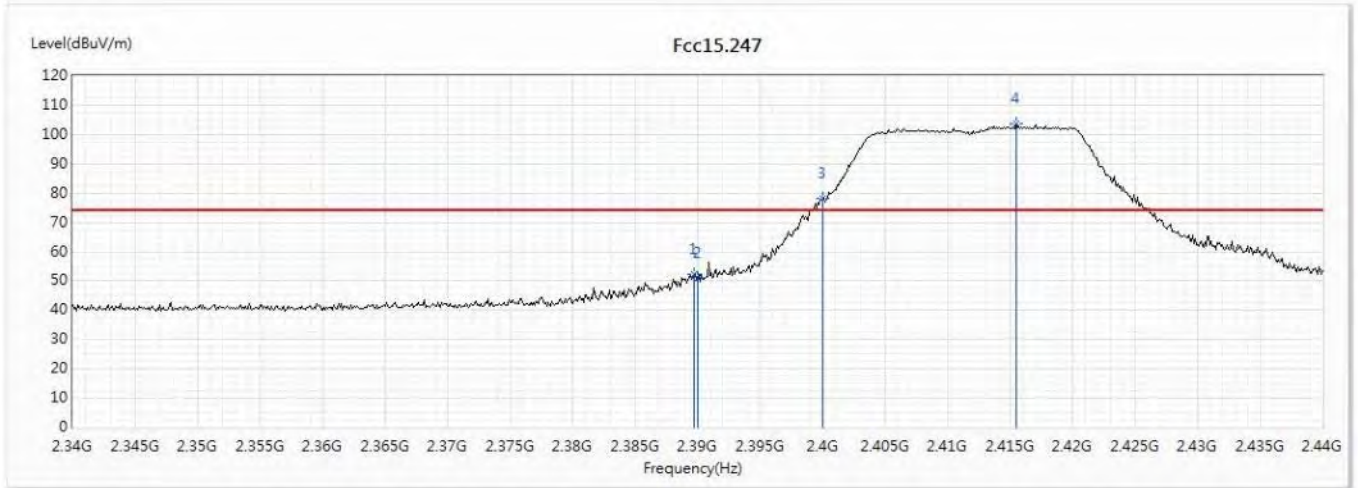
No	Frequency (MHz)	Emission Level (dBuV/m)	Limit (dBuV/m)	Margin (dB)	Reading Level (dBuV)	Correct Factor (dB/m)	Detector Type
1	2473.5	75.05	--	--	63.39	11.66	AV
2	2483.5	50.18	54.00	-3.82	38.50	11.68	AV

Note:

1. All readings above 1GHz are performed with peak and/or average measurements as necessary.
2. Measurement Level = Reading Level + Correct Factor.
3. The average measurement was not performed when the peak measured data under the limit of average detection.

Product : Intel® Wireless-AC 9560
 Test Item : Band Edge
 Test Date : 2019/11/29
 Test Mode : Mode 7 SISO B: Transmit (802.11n-20BW_7.2Mbps) (2412MHz)

Horizontal



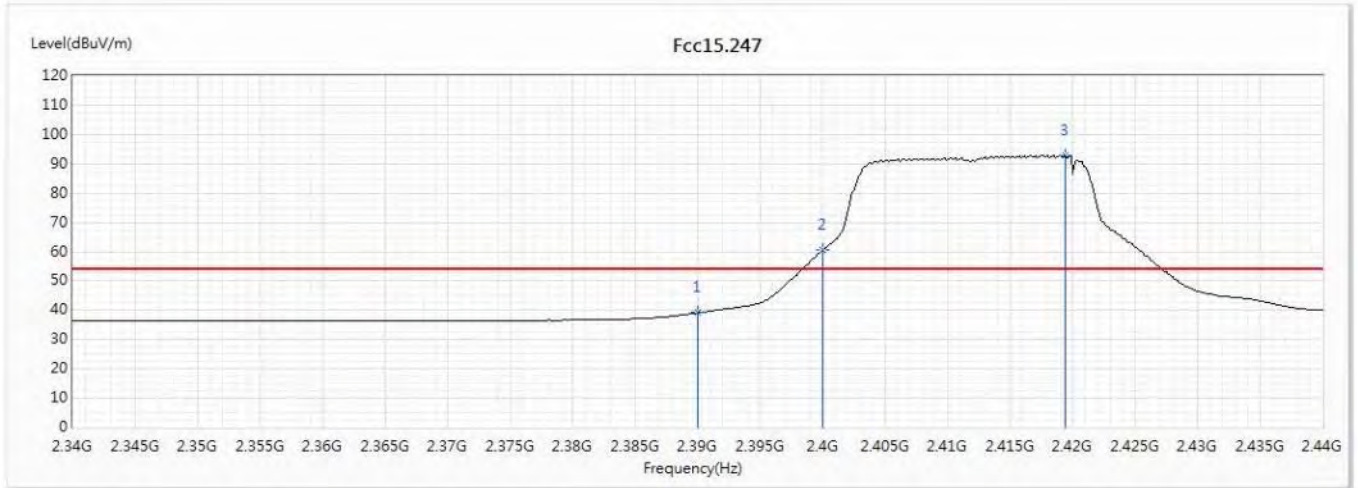
No	Frequency (MHz)	Emission Level (dBuV/m)	Limit (dBuV/m)	Margin (dB)	Reading Level (dBuV)	Correct Factor (dB/m)	Detector Type
1	2389.7	52.42	74.00	-21.58	40.89	11.53	PK
2	2390	51.05	74.00	-22.95	39.52	11.53	PK
3	2400	78.37	--	--	66.83	11.54	PK
4	2415.5	103.50	--	--	91.95	11.55	PK

Note:

1. All readings above 1GHz are performed with peak and/or average measurements as necessary.
2. Measurement Level = Reading Level + Correct Factor.
3. The average measurement was not performed when the peak measured data under the limit of average detection.

Product : Intel® Wireless-AC 9560
 Test Item : Band Edge
 Test Date : 2019/11/29
 Test Mode : Mode 7 SISO B: Transmit (802.11n-20BW_7.2Mbps) (2412MHz)

Horizontal



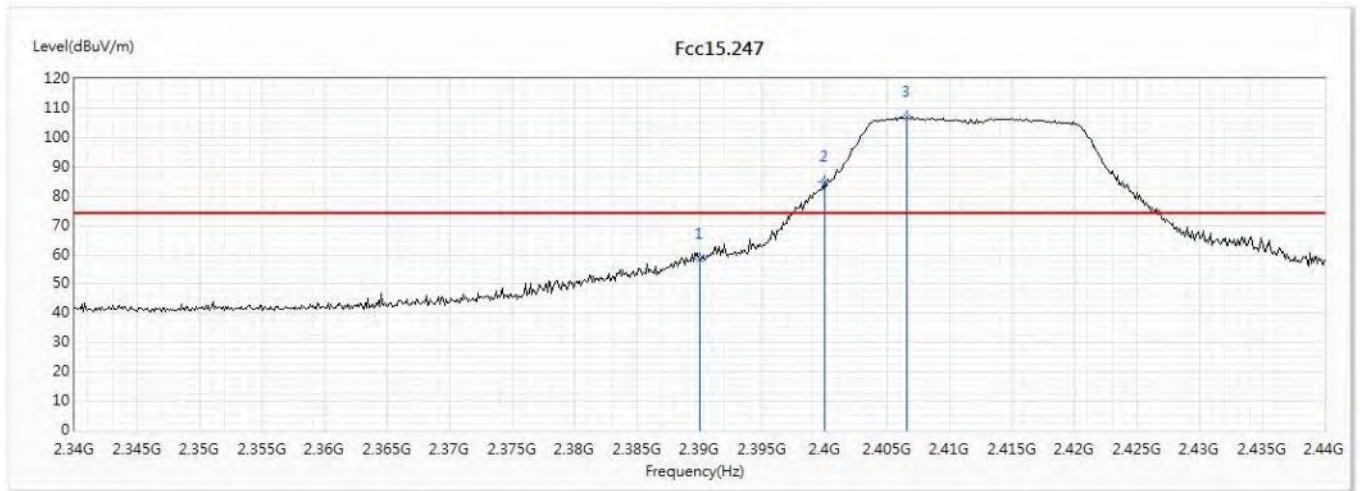
No	Frequency (MHz)	Emission Level (dBuV/m)	Limit (dBuV/m)	Margin (dB)	Reading Level (dBuV)	Correct Factor (dB/m)	Detector Type
1	2390	39.14	54.00	-14.86	27.61	11.53	AV
2	2400	60.52	--	--	48.98	11.54	AV
3	2419.4	92.78	--	--	81.22	11.56	AV

Note:

1. All readings above 1GHz are performed with peak and/or average measurements as necessary.
2. Measurement Level = Reading Level + Correct Factor.
3. The average measurement was not performed when the peak measured data under the limit of average detection.

Product : Intel® Wireless-AC 9560
 Test Item : Band Edge
 Test Date : 2019/11/29
 Test Mode : Mode 7 SISO B: Transmit (802.11n-20BW_7.2Mbps) (2412MHz)

Vertical



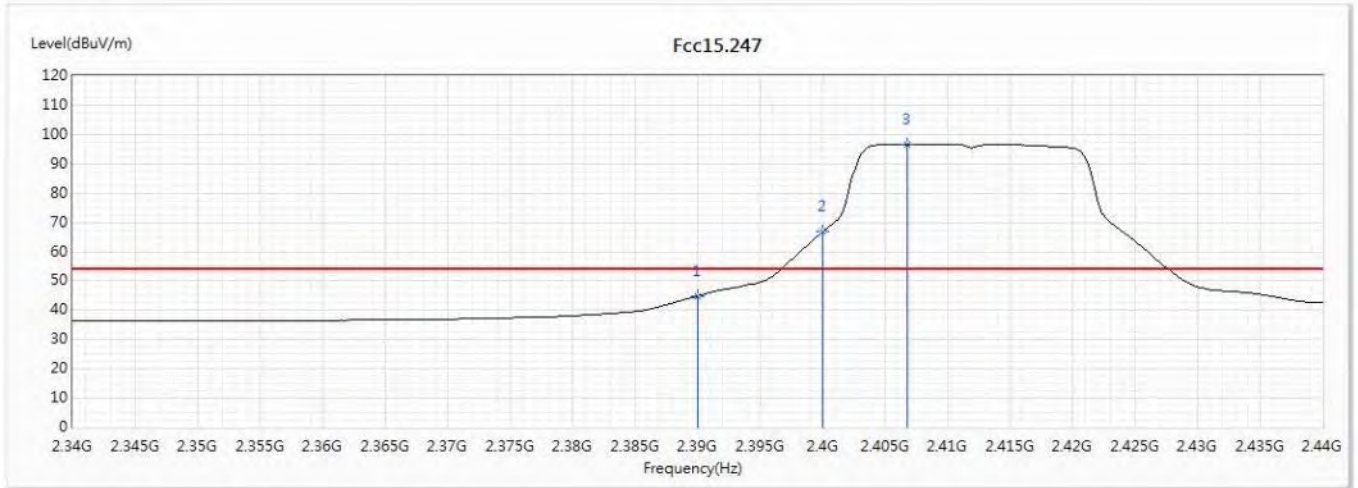
No	Frequency (MHz)	Emission Level (dBuV/m)	Limit (dBuV/m)	Margin (dB)	Reading Level (dBuV)	Correct Factor (dB/m)	Detector Type
1	2390	58.64	74.00	-15.36	47.11	11.53	PK
2	2400	84.84	--	--	73.30	11.54	PK
3	2406.6	106.91	-	--	95.36	11.55	PK

Note:

1. All readings above 1GHz are performed with peak and/or average measurements as necessary.
2. Measurement Level = Reading Level + Correct Factor.
3. The average measurement was not performed when the peak measured data under the limit of average detection.

Product : Intel® Wireless-AC 9560
 Test Item : Band Edge
 Test Date : 2019/11/29
 Test Mode : Mode 7 SISO B: Transmit (802.11n-20BW_7.2Mbps) (2412MHz)

Vertical



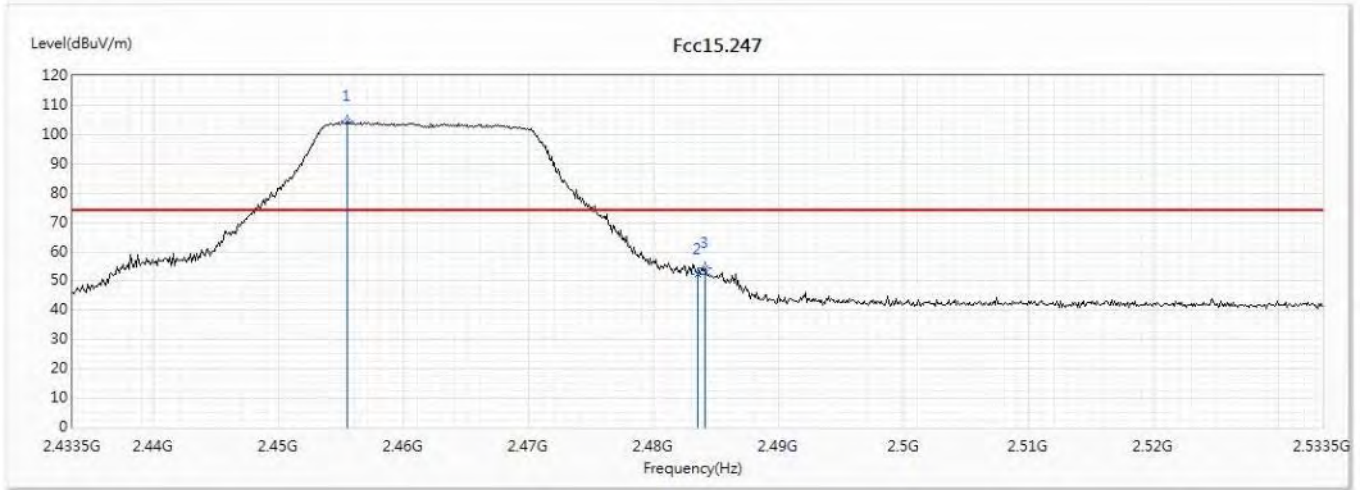
No	Frequency (MHz)	Emission Level (dBuV/m)	Limit (dBuV/m)	Margin (dB)	Reading Level (dBuV)	Correct Factor (dB/m)	Detector Type
1	2390	44.88	54.00	-9.12	33.35	11.53	AV
2	2400	66.85	--	--	55.31	11.54	AV
3	2406.8	96.71	--	--	85.16	11.55	AV

Note:

1. All readings above 1GHz are performed with peak and/or average measurements as necessary.
2. Measurement Level = Reading Level + Correct Factor.
3. The average measurement was not performed when the peak measured data under the limit of average detection.

Product : Intel® Wireless-AC 9560
 Test Item : Band Edge
 Test Date : 2019/11/29
 Test Mode : Mode 7 SISO B: Transmit (802.11n-20BW_7.2Mbps) (2462MHz)

Horizontal



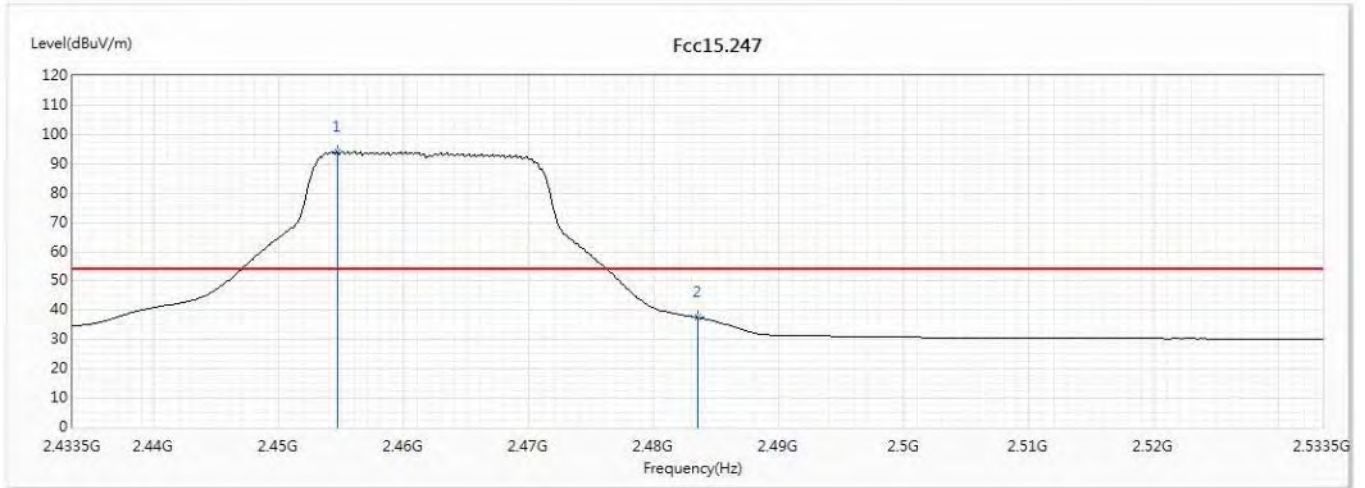
No	Frequency (MHz)	Emission Level (dBuV/m)	Limit (dBuV/m)	Margin (dB)	Reading Level (dBuV)	Correct Factor (dB/m)	Detector Type
1	2455.5	104.39	--	--	92.80	11.59	PK
2	2483.5	52.44	74.00	-21.56	40.76	11.68	PK
3	2484.1	54.24	74.00	-19.76	42.56	11.68	PK

Note:

1. All readings above 1GHz are performed with peak and/or average measurements as necessary.
2. Measurement Level = Reading Level + Correct Factor.
3. The average measurement was not performed when the peak measured data under the limit of average detection.

Product : Intel® Wireless-AC 9560
 Test Item : Band Edge
 Test Date : 2019/11/29
 Test Mode : Mode 7 SISO B: Transmit (802.11n-20BW_7.2Mbps) (2462MHz)

Horizontal



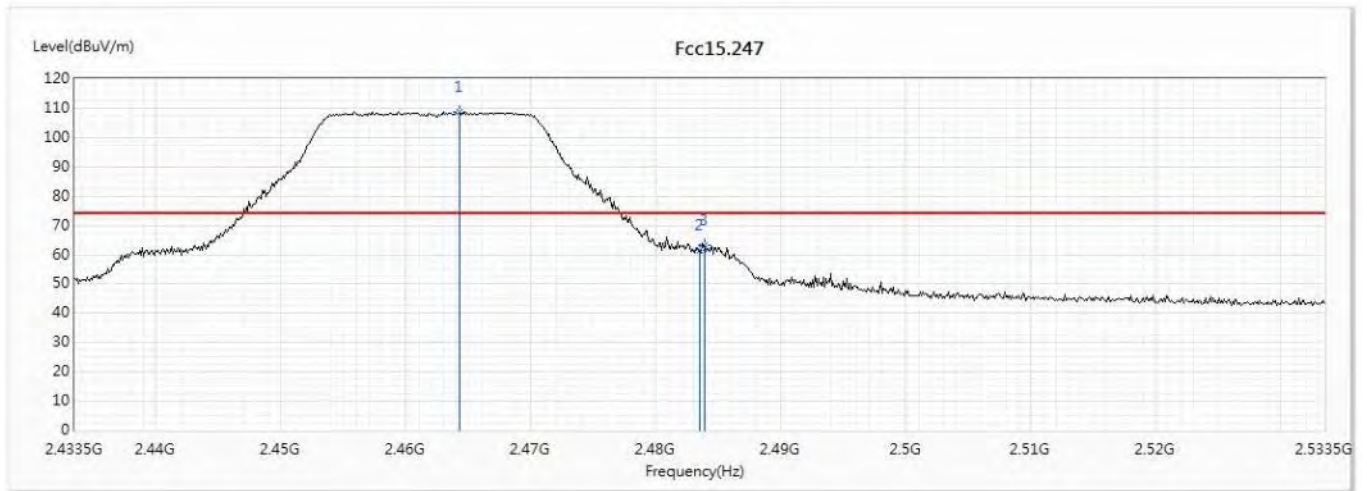
No	Frequency (MHz)	Emission Level (dBuV/m)	Limit (dBuV/m)	Margin (dB)	Reading Level (dBuV)	Correct Factor (dB/m)	Detector Type
1	2454.7	94.02	--	--	82.43	11.59	AV
2	2483.5	37.50	54.00	-16.50	25.82	11.68	AV

Note:

1. All readings above 1GHz are performed with peak and/or average measurements as necessary.
2. Measurement Level = Reading Level + Correct Factor.
3. The average measurement was not performed when the peak measured data under the limit of average detection.

Product : Intel® Wireless-AC 9560
 Test Item : Band Edge
 Test Date : 2019/11/29
 Test Mode : Mode 7 SISO B: Transmit (802.11n-20BW_7.2Mbps) (2462MHz)

Vertical



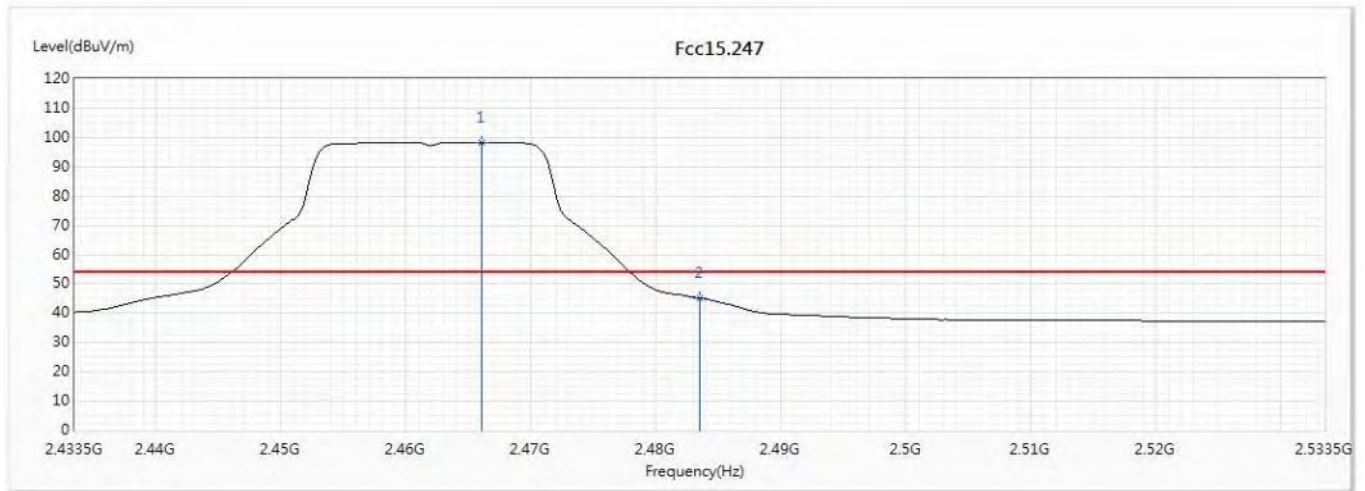
No	Frequency (MHz)	Emission Level (dBuV/m)	Limit (dBuV/m)	Margin (dB)	Reading Level (dBuV)	Correct Factor (dB/m)	Detector Type
1	2464.3	108.86	--	--	97.24	11.62	PK
2	2483.5	61.47	74.00	-12.53	49.79	11.68	PK
3	2483.9	63.32	74.00	-10.68	51.64	11.68	PK

Note:

1. All readings above 1GHz are performed with peak and/or average measurements as necessary.
2. Measurement Level = Reading Level + Correct Factor.
3. The average measurement was not performed when the peak measured data under the limit of average detection.

Product : Intel® Wireless-AC 9560
 Test Item : Band Edge
 Test Date : 2019/11/29
 Test Mode : Mode 7 SISO B: Transmit (802.11n-20BW_7.2Mbps) (2462MHz)

Vertical



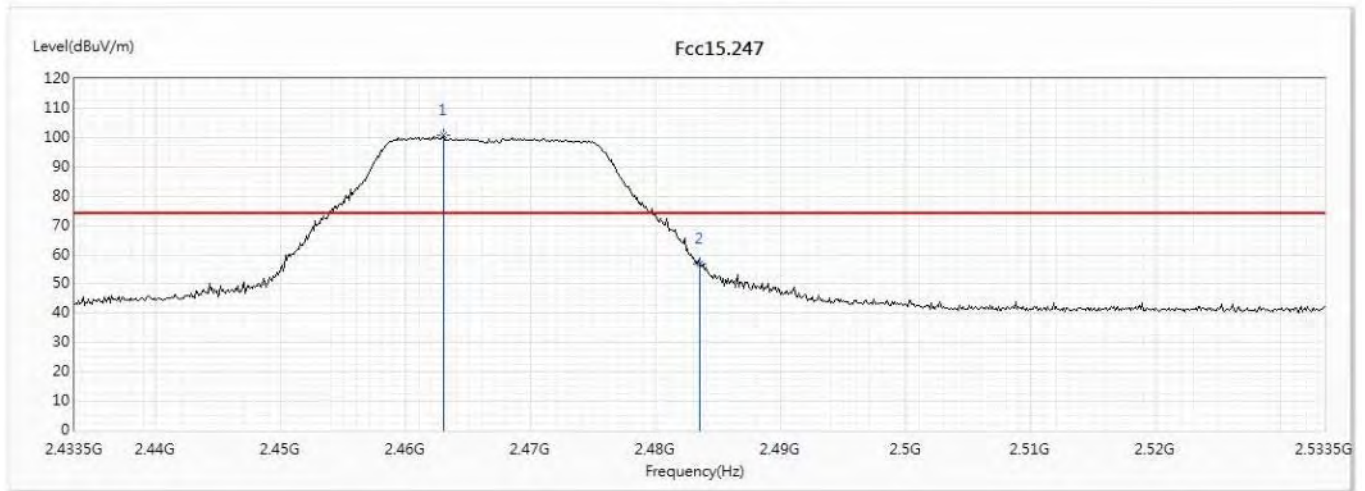
No	Frequency (MHz)	Emission Level (dBuV/m)	Limit (dBuV/m)	Margin (dB)	Reading Level (dBuV)	Correct Factor (dB/m)	Detector Type
1	2466	98.45	--	--	86.82	11.63	AV
2	2483.5	45.20	54.00	-8.80	33.52	11.68	AV

Note:

1. All readings above 1GHz are performed with peak and/or average measurements as necessary.
2. Measurement Level = Reading Level + Correct Factor.
3. The average measurement was not performed when the peak measured data under the limit of average detection.

Product : Intel® Wireless-AC 9560
 Test Item : Band Edge
 Test Date : 2019/11/29
 Test Mode : Mode 7 SISO B: Transmit (802.11n-20BW_7.2Mbps) (2467MHz)

Horizontal



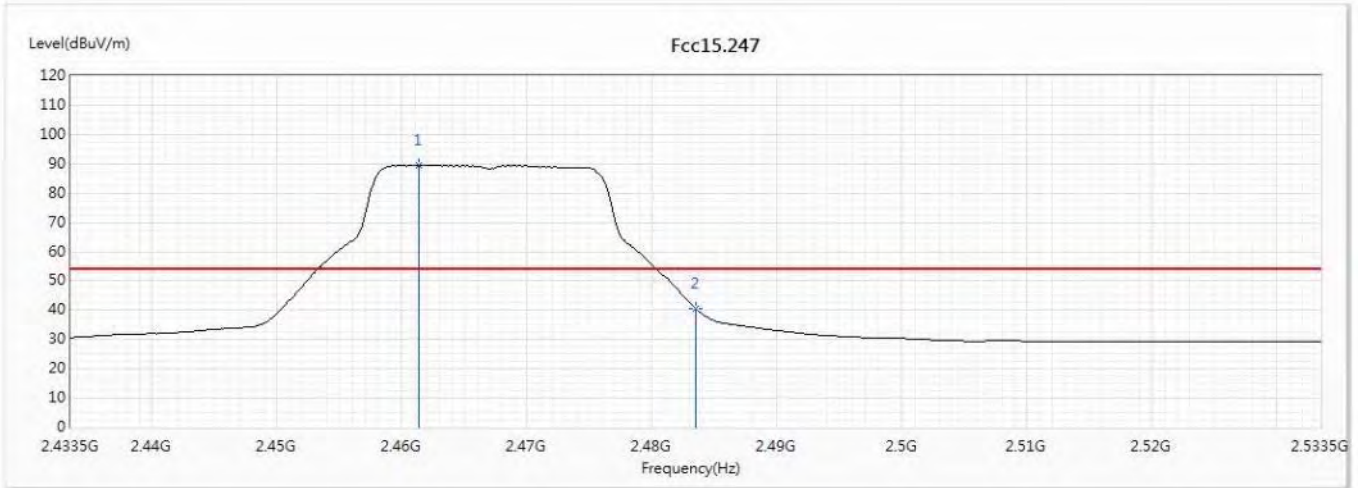
No	Frequency (MHz)	Emission Level (dBuV/m)	Limit (dBuV/m)	Margin (dB)	Reading Level (dBuV)	Correct Factor (dB/m)	Detector Type
1	2463	100.58	--	--	88.96	11.62	PK
2	2483.5	57.06	74.00	-16.94	45.38	11.68	PK

Note:

1. All readings above 1GHz are performed with peak and/or average measurements as necessary.
2. Measurement Level = Reading Level + Correct Factor.
3. The average measurement was not performed when the peak measured data under the limit of average detection.

Product : Intel® Wireless-AC 9560
 Test Item : Band Edge
 Test Date : 2019/11/29
 Test Mode : Mode 7 SISO B: Transmit (802.11n-20BW_7.2Mbps) (2467MHz)

Horizontal



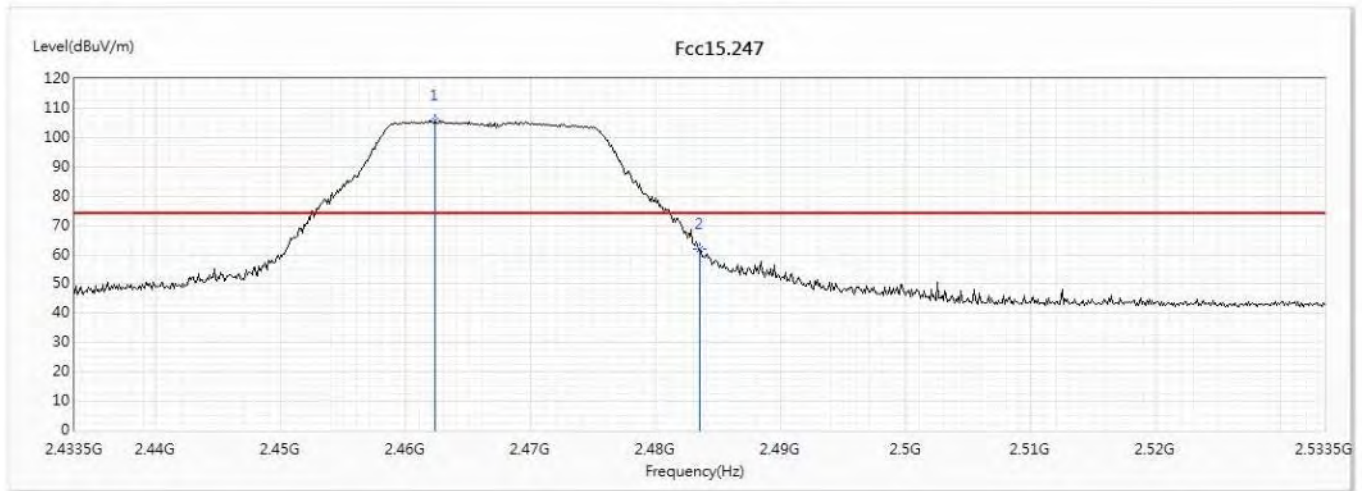
No	Frequency (MHz)	Emission Level (dBuV/m)	Limit (dBuV/m)	Margin (dB)	Reading Level (dBuV)	Correct Factor (dB/m)	Detector Type
1	2461.3	89.65	--	--	78.04	11.61	AV
2	2483.5	40.69	54.00	-13.31	29.01	11.68	AV

Note:

1. All readings above 1GHz are performed with peak and/or average measurements as necessary.
2. Measurement Level = Reading Level + Correct Factor.
3. The average measurement was not performed when the peak measured data under the limit of average detection.

Product : Intel® Wireless-AC 9560
 Test Item : Band Edge
 Test Date : 2019/11/29
 Test Mode : Mode 7 SISO B: Transmit (802.11n-20BW_7.2Mbps) (2467MHz)

Vertical



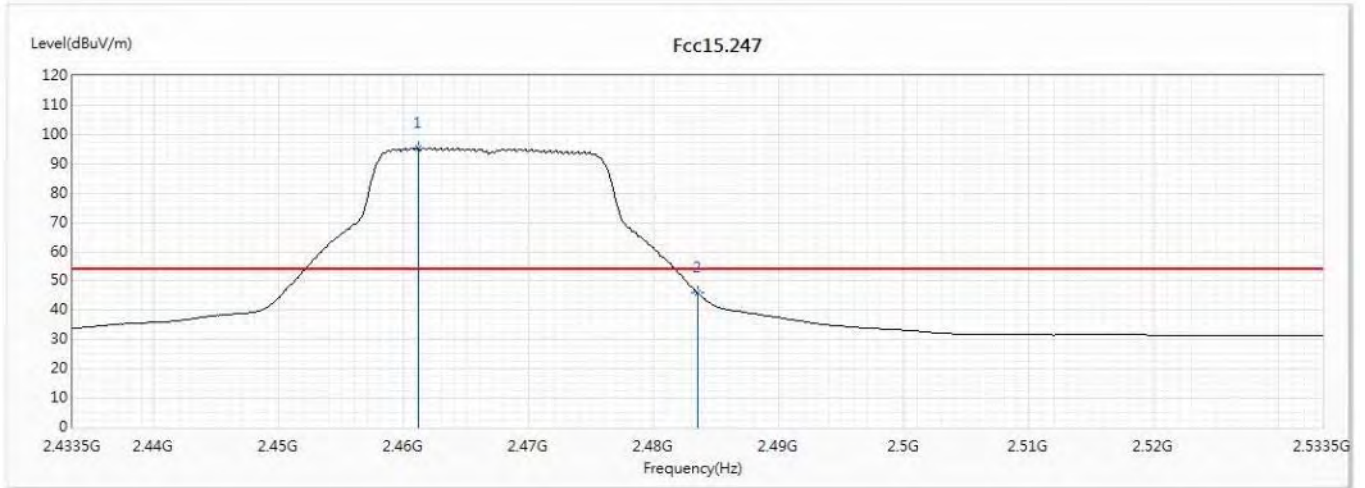
No	Frequency (MHz)	Emission Level (dBuV/m)	Limit (dBuV/m)	Margin (dB)	Reading Level (dBuV)	Correct Factor (dB/m)	Detector Type
1	2462.3	105.70	--	--	94.09	11.61	PK
2	2483.5	62.02	74.00	-11.98	50.34	11.68	PK

Note:

1. All readings above 1GHz are performed with peak and/or average measurements as necessary.
2. Measurement Level = Reading Level + Correct Factor.
3. The average measurement was not performed when the peak measured data under the limit of average detection.

Product : Intel® Wireless-AC 9560
 Test Item : Band Edge
 Test Date : 2019/11/29
 Test Mode : Mode 7 SISO B: Transmit (802.11n-20BW_7.2Mbps) (2467MHz)

Vertical



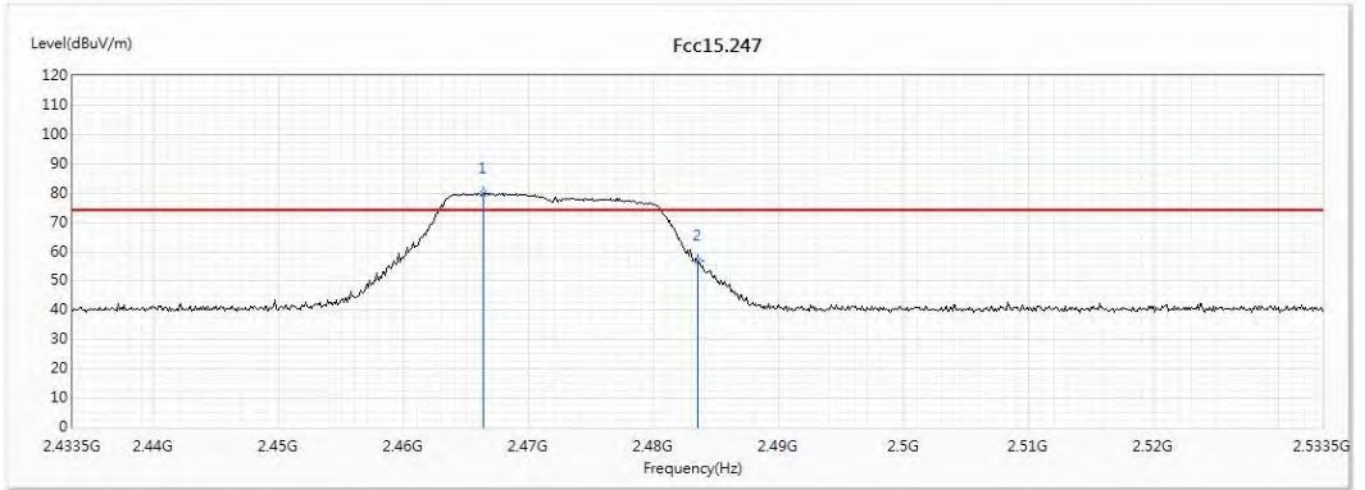
No	Frequency (MHz)	Emission Level (dBuV/m)	Limit (dBuV/m)	Margin (dB)	Reading Level (dBuV)	Correct Factor (dB/m)	Detector Type
1	2461.1	95.36	--	--	83.75	11.61	AV
2	2483.5	45.84	54.00	-8.16	34.16	11.68	AV

Note:

1. All readings above 1GHz are performed with peak and/or average measurements as necessary.
2. Measurement Level = Reading Level + Correct Factor.
3. The average measurement was not performed when the peak measured data under the limit of average detection.

Product : Intel® Wireless-AC 9560
 Test Item : Band Edge
 Test Date : 2019/11/29
 Test Mode : Mode 7 SISO B: Transmit (802.11n-20BW_7.2Mbps) (2472MHz)

Horizontal



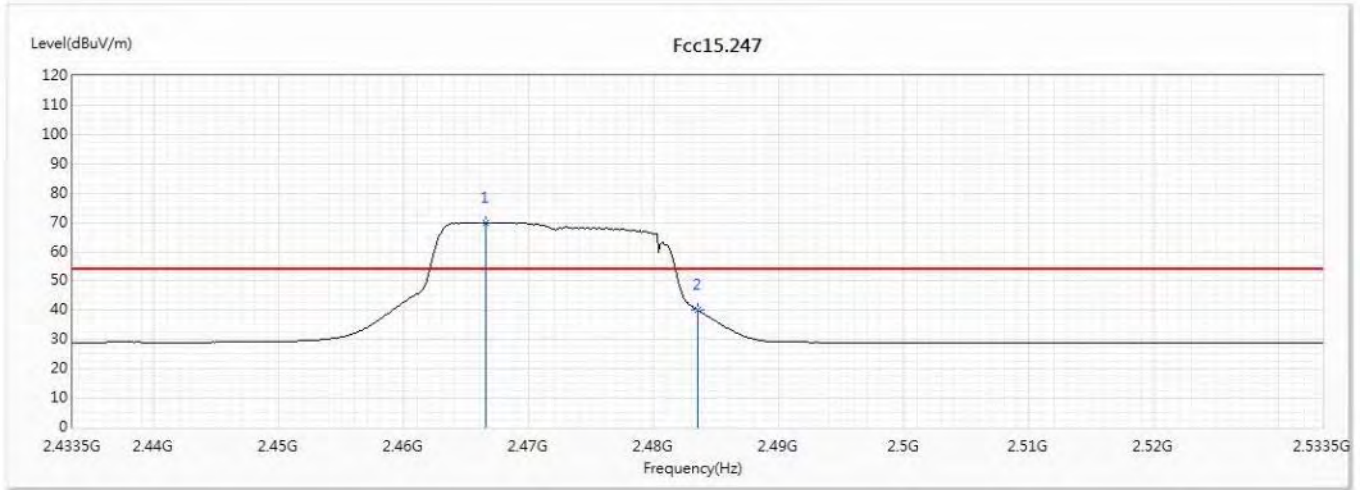
No	Frequency (MHz)	Emission Level (dBuV/m)	Limit (dBuV/m)	Margin (dB)	Reading Level (dBuV)	Correct Factor (dB/m)	Detector Type
1	2466.3	80.05	--	--	68.42	11.63	PK
2	2483.5	56.71	74.00	-17.29	45.03	11.68	PK

Note:

1. All readings above 1GHz are performed with peak and/or average measurements as necessary.
2. Measurement Level = Reading Level + Correct Factor.
3. The average measurement was not performed when the peak measured data under the limit of average detection.

Product : Intel® Wireless-AC 9560
 Test Item : Band Edge
 Test Date : 2019/11/29
 Test Mode : Mode 7 SISO B: Transmit (802.11n-20BW_7.2Mbps) (2472MHz)

Horizontal



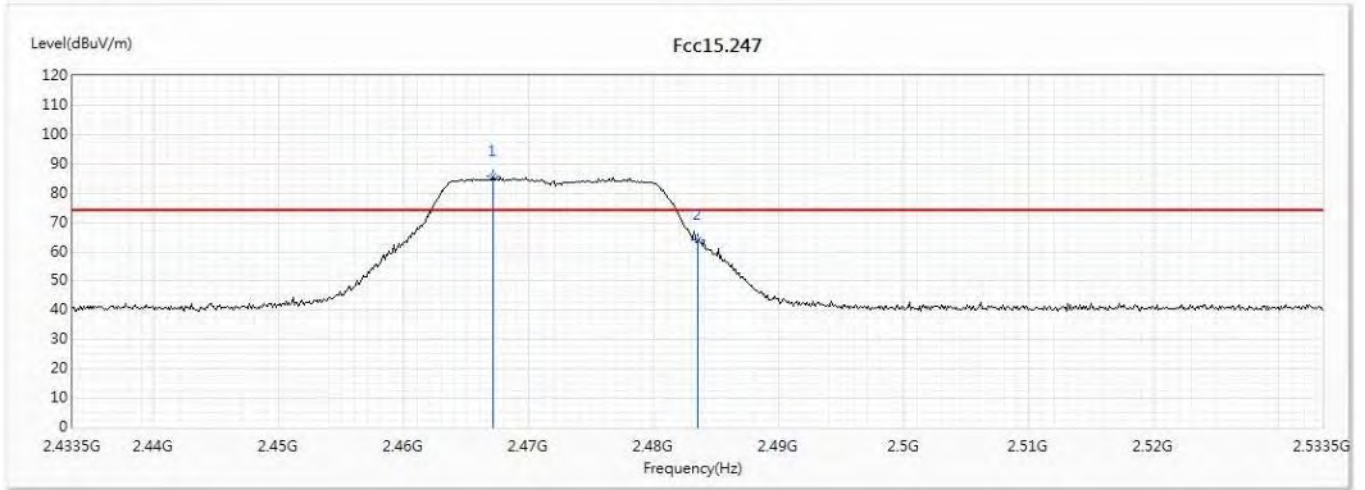
No	Frequency (MHz)	Emission Level (dBuV/m)	Limit (dBuV/m)	Margin (dB)	Reading Level (dBuV)	Correct Factor (dB/m)	Detector Type
1	2466.5	69.98	--	--	58.35	11.63	AV
2	2483.5	40.15	54.00	-13.85	28.47	11.68	AV

Note:

1. All readings above 1GHz are performed with peak and/or average measurements as necessary.
2. Measurement Level = Reading Level + Correct Factor.
3. The average measurement was not performed when the peak measured data under the limit of average detection.

Product : Intel® Wireless-AC 9560
 Test Item : Band Edge
 Test Date : 2019/11/29
 Test Mode : Mode 7 SISO B: Transmit (802.11n-20BW_7.2Mbps) (2472MHz)

Vertical



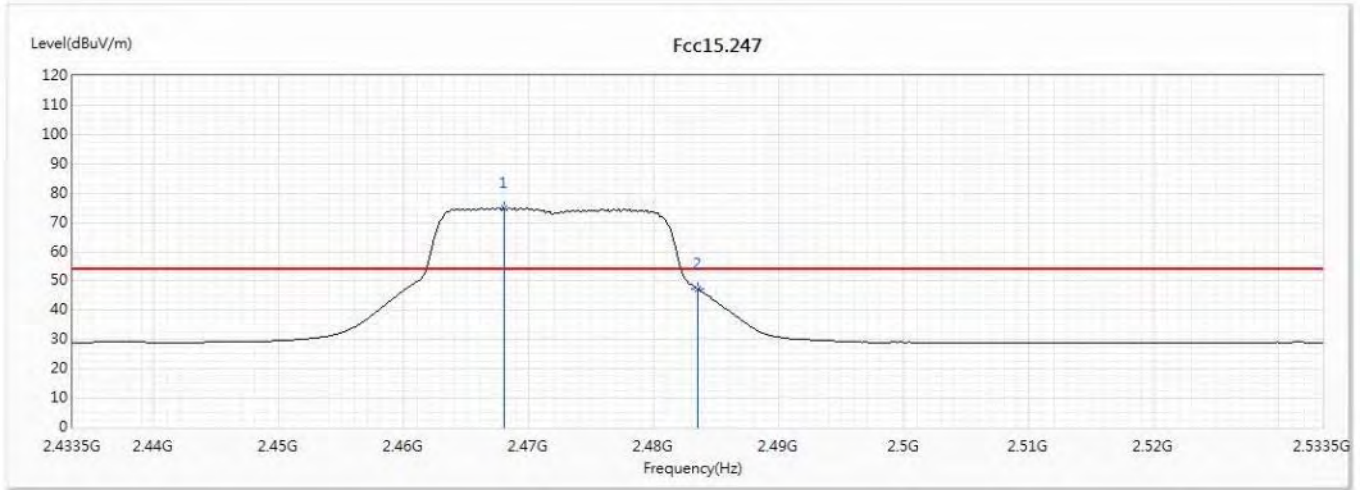
No	Frequency (MHz)	Emission Level (dBuV/m)	Limit (dBuV/m)	Margin (dB)	Reading Level (dBuV)	Correct Factor (dB/m)	Detector Type
1	2467.1	85.54	--	--	73.91	11.63	PK
2	2483.5	63.93	74.00	-10.07	52.25	11.68	PK

Note:

1. All readings above 1GHz are performed with peak and/or average measurements as necessary.
2. Measurement Level = Reading Level + Correct Factor.
3. The average measurement was not performed when the peak measured data under the limit of average detection.

Product : Intel® Wireless-AC 9560
 Test Item : Band Edge
 Test Date : 2019/11/29
 Test Mode : Mode 7 SISO B: Transmit (802.11n-20BW_7.2Mbps) (2472MHz)

Vertical



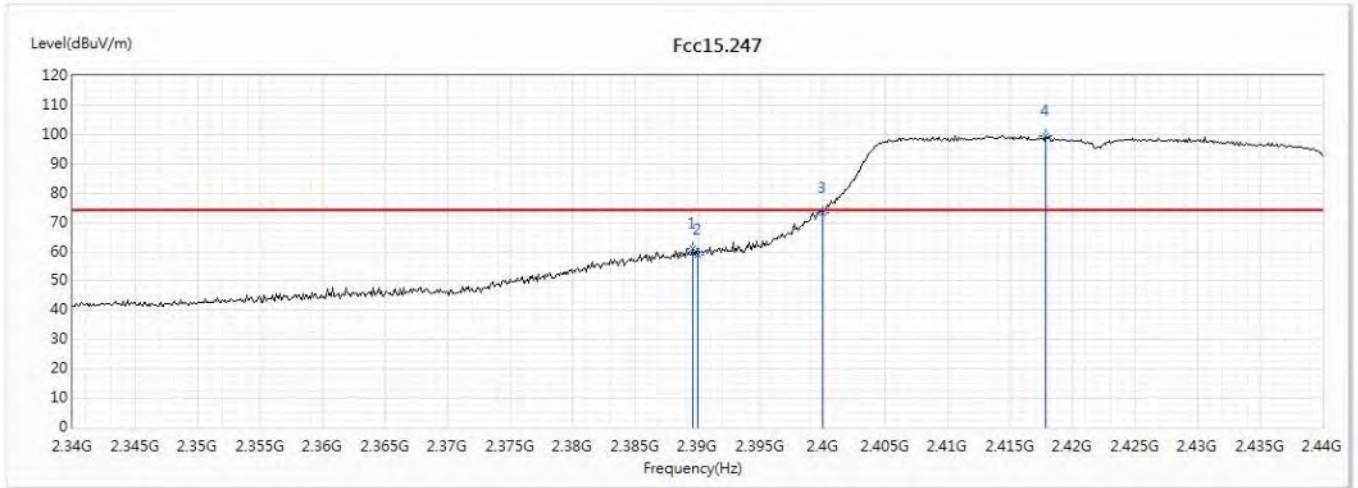
No	Frequency (MHz)	Emission Level (dBuV/m)	Limit (dBuV/m)	Margin (dB)	Reading Level (dBuV)	Correct Factor (dB/m)	Detector Type
1	2468	74.79	--	--	63.15	11.64	AV
2	2483.5	47.40	54.00	-6.60	35.72	11.68	AV

Note:

1. All readings above 1GHz are performed with peak and/or average measurements as necessary.
2. Measurement Level = Reading Level + Correct Factor.
3. The average measurement was not performed when the peak measured data under the limit of average detection.

Product : Intel® Wireless-AC 9560
 Test Item : Band Edge
 Test Date : 2019/11/29
 Test Mode : Mode 8 SISO B: Transmit (802.11n-40BW_15Mbps) (2422MHz)

Horizontal



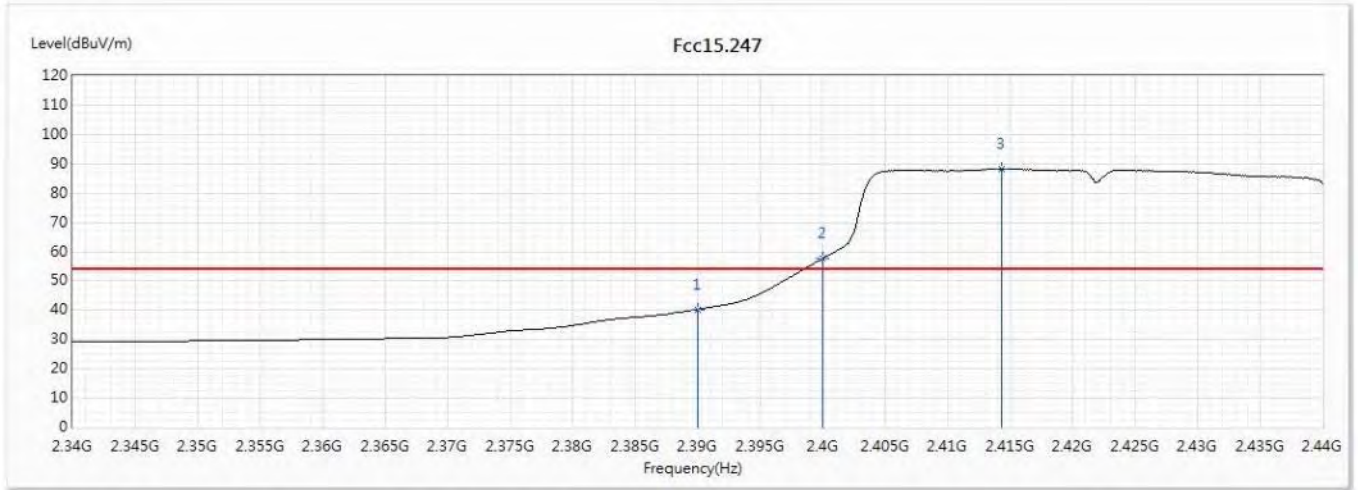
No	Frequency (MHz)	Emission Level (dBuV/m)	Limit (dBuV/m)	Margin (dB)	Reading Level (dBuV)	Correct Factor (dB/m)	Detector Type
1	2389.6	61.10	74.00	-12.90	49.57	11.53	PK
2	2390	58.87	74.00	-15.13	47.34	11.53	PK
3	2400	73.24	--	--	61.70	11.54	PK
4	2417.8	99.72	--	--	88.16	11.56	PK

Note:

1. All readings above 1GHz are performed with peak and/or average measurements as necessary.
2. Measurement Level = Reading Level + Correct Factor.
3. The average measurement was not performed when the peak measured data under the limit of average detection.

Product : Intel® Wireless-AC 9560
 Test Item : Band Edge
 Test Date : 2019/11/29
 Test Mode : Mode 8 SISO B: Transmit (802.11n-40BW_15Mbps) (2422MHz)

Horizontal



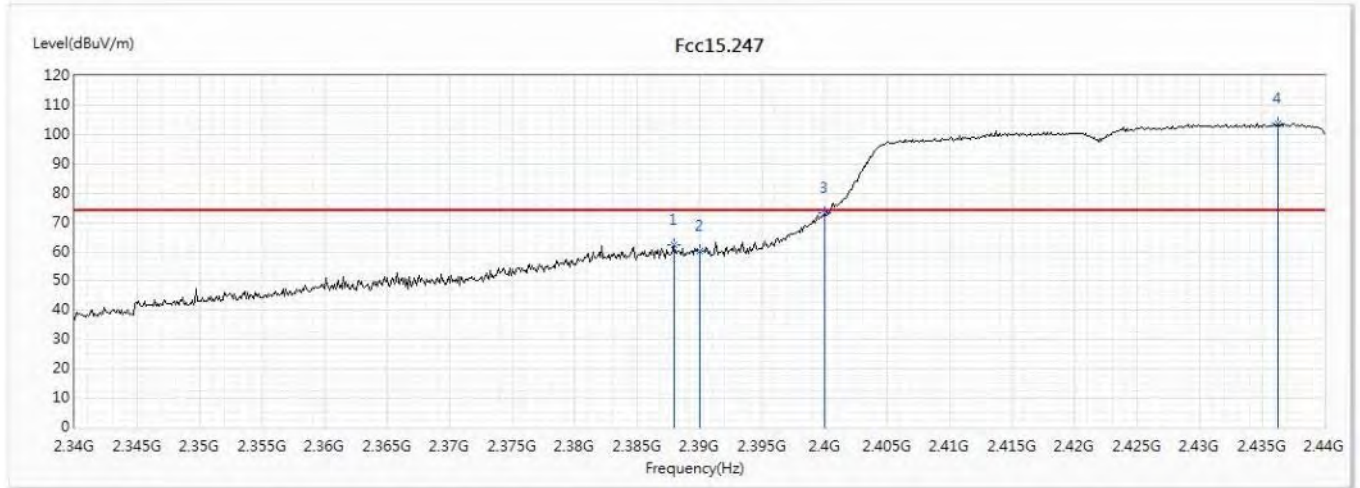
No	Frequency (MHz)	Emission Level (dBuV/m)	Limit (dBuV/m)	Margin (dB)	Reading Level (dBuV)	Correct Factor (dB/m)	Detector Type
1	2390	40.34	54.00	-13.66	28.81	11.53	AV
2	2400	57.69	--	--	46.15	11.54	AV
3	2414.3	88.33	--	--	76.78	11.55	AV

Note:

1. All readings above 1GHz are performed with peak and/or average measurements as necessary.
2. Measurement Level = Reading Level + Correct Factor.
3. The average measurement was not performed when the peak measured data under the limit of average detection.

Product : Intel® Wireless-AC 9560
 Test Item : Band Edge
 Test Date : 2019/11/29
 Test Mode : Mode 8 SISO B: Transmit (802.11n-40BW_15Mbps) (2422MHz)

Vertical



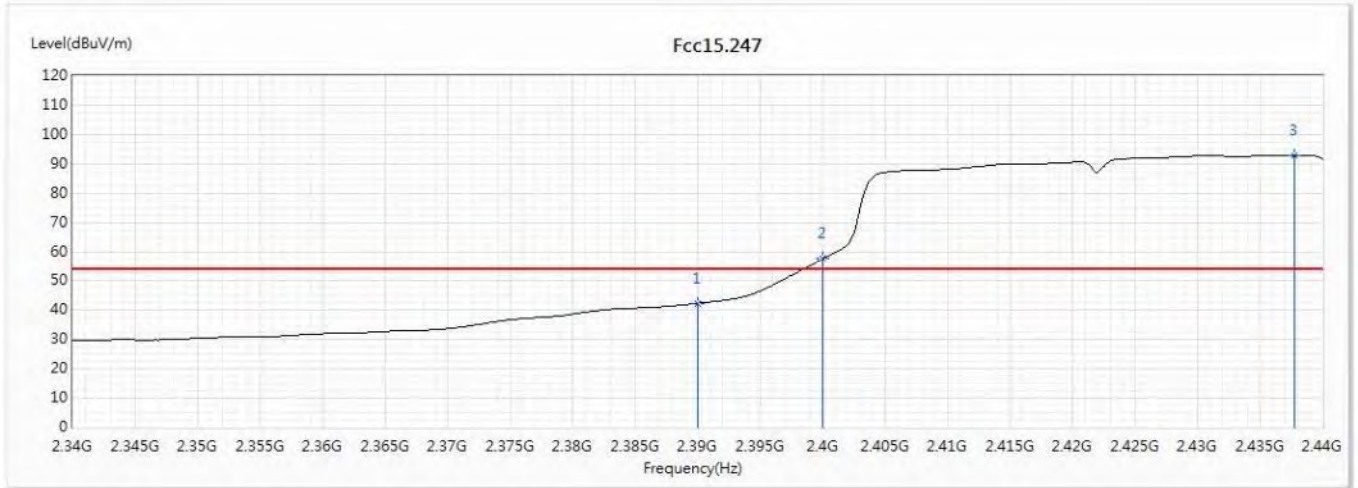
No	Frequency (MHz)	Emission Level (dBuV/m)	Limit (dBuV/m)	Margin (dB)	Reading Level (dBuV)	Correct Factor (dB/m)	Detector Type
1	2387.9	62.47	74.00	-11.53	50.94	11.53	PK
2	2390	60.41	74.00	-13.59	48.88	11.53	PK
3	2400	73.05	--	--	61.51	11.54	PK
4	2436.3	103.74	--	--	92.16	11.58	PK

Note:

1. All readings above 1GHz are performed with peak and/or average measurements as necessary.
2. Measurement Level = Reading Level + Correct Factor.
3. The average measurement was not performed when the peak measured data under the limit of average detection.

Product : Intel® Wireless-AC 9560
 Test Item : Band Edge
 Test Date : 2019/11/29
 Test Mode : Mode 8 SISO B: Transmit (802.11n-40BW_15Mbps) (2422MHz)

Vertical



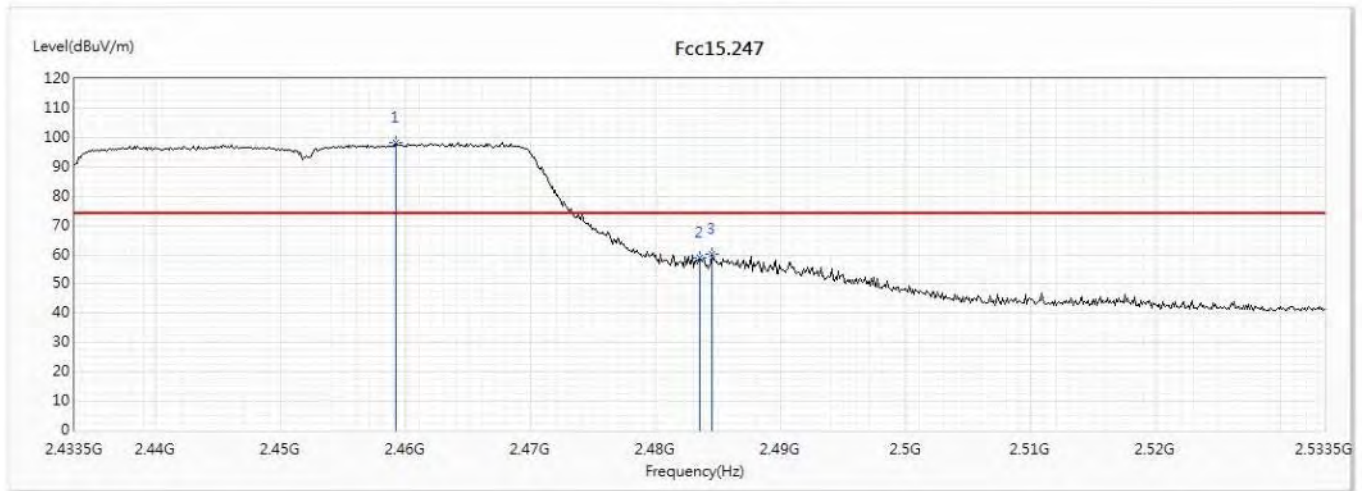
No	Frequency (MHz)	Emission Level (dBuV/m)	Limit (dBuV/m)	Margin (dB)	Reading Level (dBuV)	Correct Factor (dB/m)	Detector Type
1	2390	42.41	54.00	-11.59	30.88	11.53	AV
2	2400	57.55	--	--	46.01	11.54	AV
3	2437.7	93.02	--	--	81.44	11.58	AV

Note:

1. All readings above 1GHz are performed with peak and/or average measurements as necessary.
2. Measurement Level = Reading Level + Correct Factor.
3. The average measurement was not performed when the peak measured data under the limit of average detection.

Product : Intel® Wireless-AC 9560
 Test Item : Band Edge
 Test Date : 2019/11/29
 Test Mode : Mode 8 SISO B: Transmit (802.11n-40BW_15Mbps) (2452MHz)

Horizontal



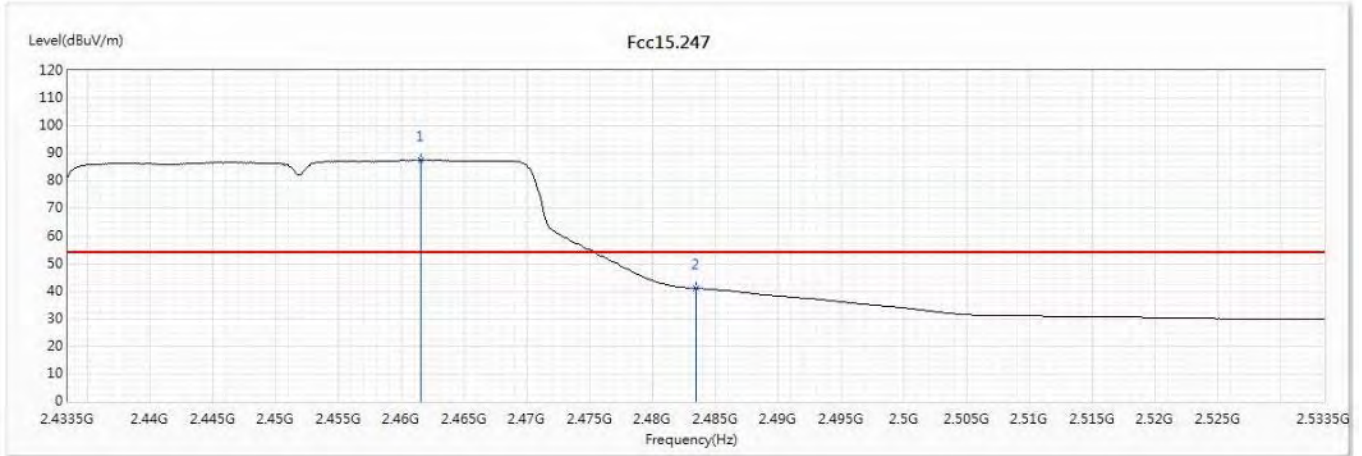
No	Frequency (MHz)	Emission Level (dBuV/m)	Limit (dBuV/m)	Margin (dB)	Reading Level (dBuV)	Correct Factor (dB/m)	Detector Type
1	2459.2	98.09	--	--	86.48	11.61	PK
2	2483.5	59.01	74.00	-14.99	47.33	11.68	PK
3	2484.5	60.05	74.00	-13.95	48.37	11.68	PK

Note:

1. All readings above 1GHz are performed with peak and/or average measurements as necessary.
2. Measurement Level = Reading Level + Correct Factor.
3. The average measurement was not performed when the peak measured data under the limit of average detection.

Product : Intel® Wireless-AC 9560
 Test Item : Band Edge
 Test Date : 2019/11/29
 Test Mode : Mode 8 SISO B: Transmit (802.11n-40BW_15Mbps) (2452MHz)

Horizontal



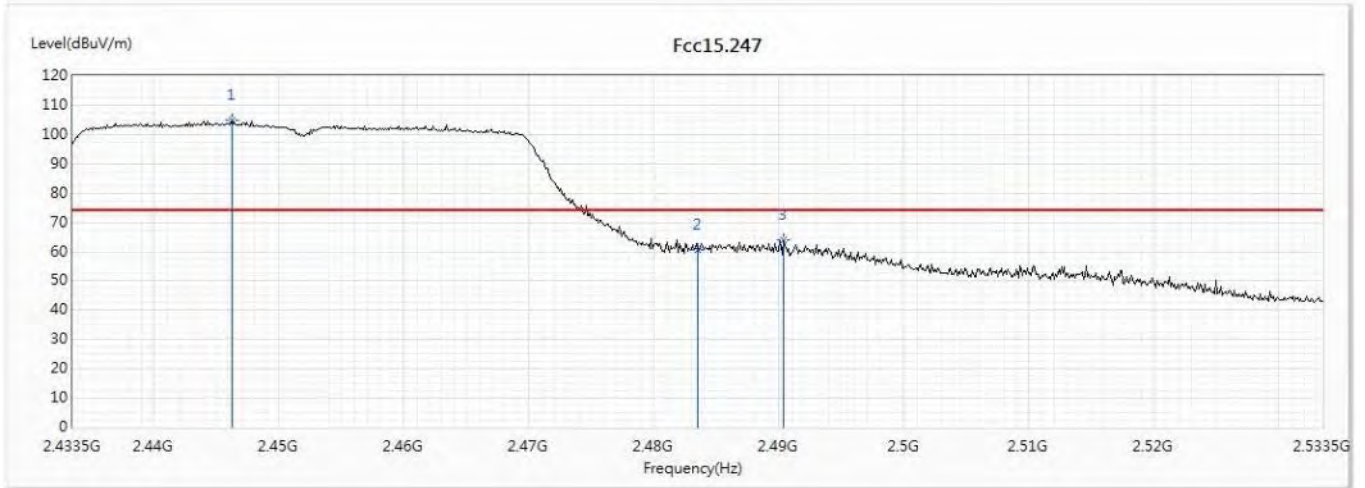
No	Frequency (MHz)	Emission Level (dBuV/m)	Limit (dBuV/m)	Margin (dB)	Reading Level (dBuV)	Correct Factor (dB/m)	Detector Type
1	2461.6	87.61	--	--	76.00	11.61	AV
2	2483.5	41.02	54.00	-12.98	29.34	11.68	AV

Note:

1. All readings above 1GHz are performed with peak and/or average measurements as necessary.
2. Measurement Level = Reading Level + Correct Factor.
3. The average measurement was not performed when the peak measured data under the limit of average detection.

Product : Intel® Wireless-AC 9560
 Test Item : Band Edge
 Test Date : 2019/11/29
 Test Mode : Mode 8 SISO B: Transmit (802.11n-40BW_15Mbps) (2452MHz)

Vertical



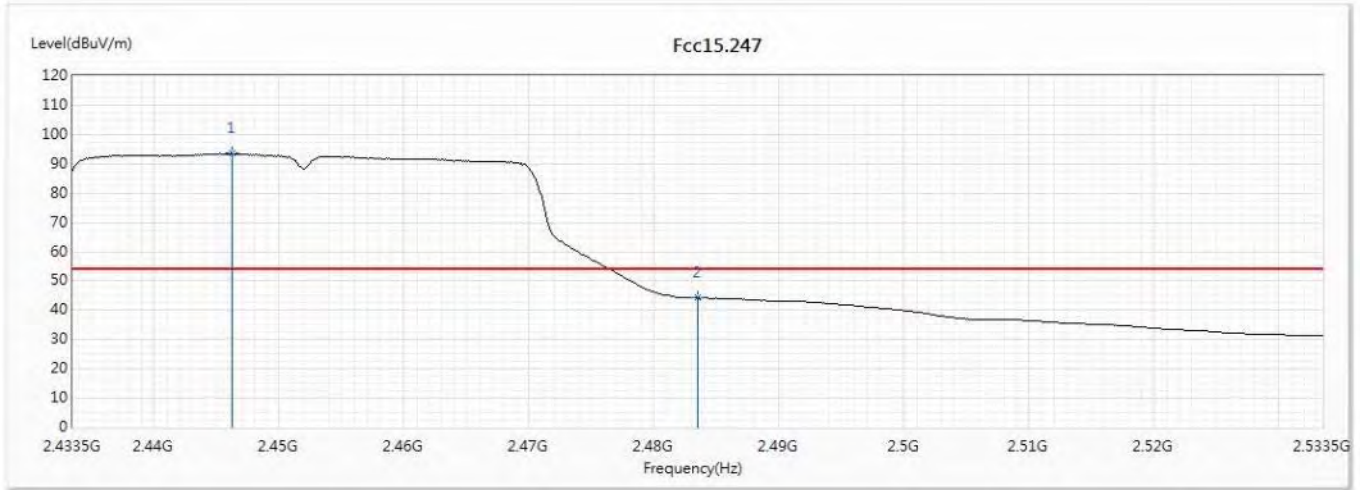
No	Frequency (MHz)	Emission Level (dBuV/m)	Limit (dBuV/m)	Margin (dB)	Reading Level (dBuV)	Correct Factor (dB/m)	Detector Type
1	2446.2	104.74	--	--	93.16	11.58	PK
2	2483.5	60.76	74.00	-13.24	49.08	11.68	PK
3	2490.4	63.82	74.00	-10.18	52.13	11.69	PK

Note:

1. All readings above 1GHz are performed with peak and/or average measurements as necessary.
2. Measurement Level = Reading Level + Correct Factor.
3. The average measurement was not performed when the peak measured data under the limit of average detection.

Product : Intel® Wireless-AC 9560
 Test Item : Band Edge
 Test Date : 2019/11/29
 Test Mode : Mode 8 SISO B: Transmit (802.11n-40BW_15Mbps) (2452MHz)

Vertical



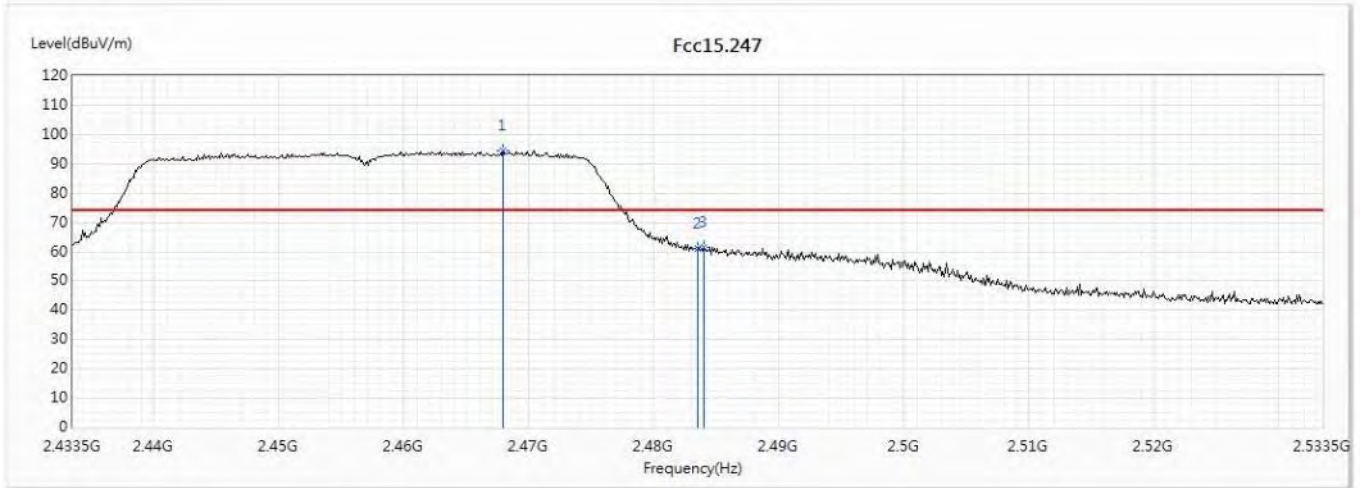
No	Frequency (MHz)	Emission Level (dBuV/m)	Limit (dBuV/m)	Margin (dB)	Reading Level (dBuV)	Correct Factor (dB/m)	Detector Type
1	2446.2	93.49	--	--	81.91	11.58	AV
2	2483.5	44.14	54.00	-9.86	32.46	11.68	AV

Note:

1. All readings above 1GHz are performed with peak and/or average measurements as necessary.
2. Measurement Level = Reading Level + Correct Factor.
3. The average measurement was not performed when the peak measured data under the limit of average detection.

Product : Intel® Wireless-AC 9560
 Test Item : Band Edge
 Test Date : 2019/11/29
 Test Mode : Mode 8 SISO B: Transmit (802.11n-40BW_15Mbps) (2457MHz)

Horizontal



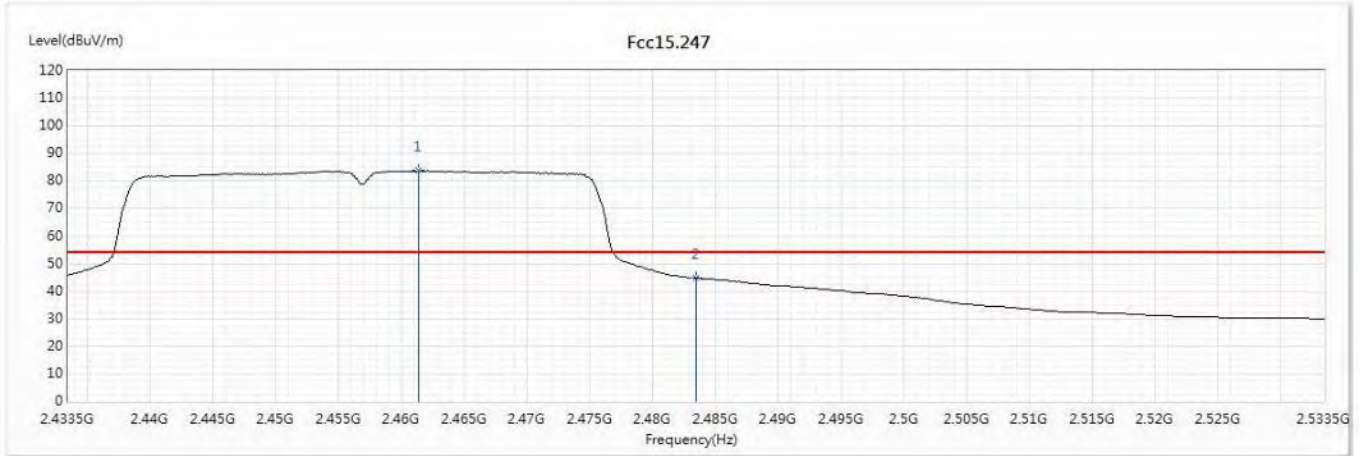
No	Frequency (MHz)	Emission Level (dBuV/m)	Limit (dBuV/m)	Margin (dB)	Reading Level (dBuV)	Correct Factor (dB/m)	Detector Type
1	2467.9	94.49	--	--	82.85	11.64	PK
2	2483.5	61.21	74.00	-12.79	49.53	11.68	PK
3	2484	61.61	74.00	-12.39	49.93	11.68	PK

Note:

1. All readings above 1GHz are performed with peak and/or average measurements as necessary.
2. Measurement Level = Reading Level + Correct Factor.
3. The average measurement was not performed when the peak measured data under the limit of average detection.

Product : Intel® Wireless-AC 9560
 Test Item : Band Edge
 Test Date : 2019/11/29
 Test Mode : Mode 8 SISO B: Transmit (802.11n-40BW_15Mbps) (2457MHz)

Horizontal



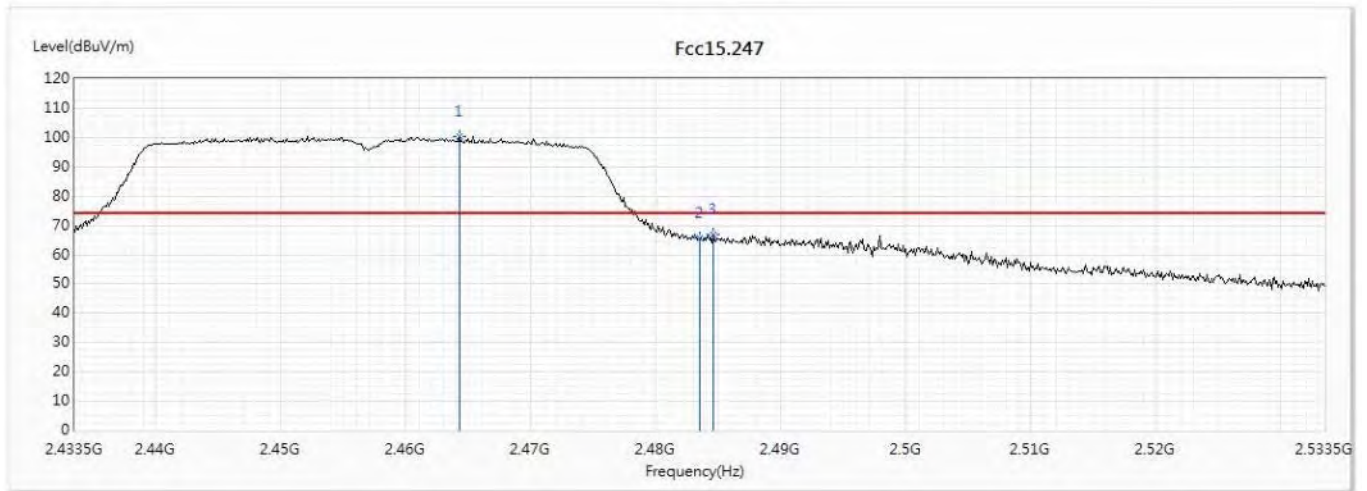
No	Frequency (MHz)	Emission Level (dBuV/m)	Limit (dBuV/m)	Margin (dB)	Reading Level (dBuV)	Correct Factor (dB/m)	Detector Type
1	2461.4	83.68	--	--	72.07	11.61	AV
2	2483.5	44.75	54.00	-9.25	33.07	11.68	AV

Note:

1. All readings above 1GHz are performed with peak and/or average measurements as necessary.
2. Measurement Level = Reading Level + Correct Factor.
3. The average measurement was not performed when the peak measured data under the limit of average detection.

Product : Intel® Wireless-AC 9560
 Test Item : Band Edge
 Test Date : 2019/11/29
 Test Mode : Mode 8 SISO B: Transmit (802.11n-40BW_15Mbps) (2457MHz)

Vertical



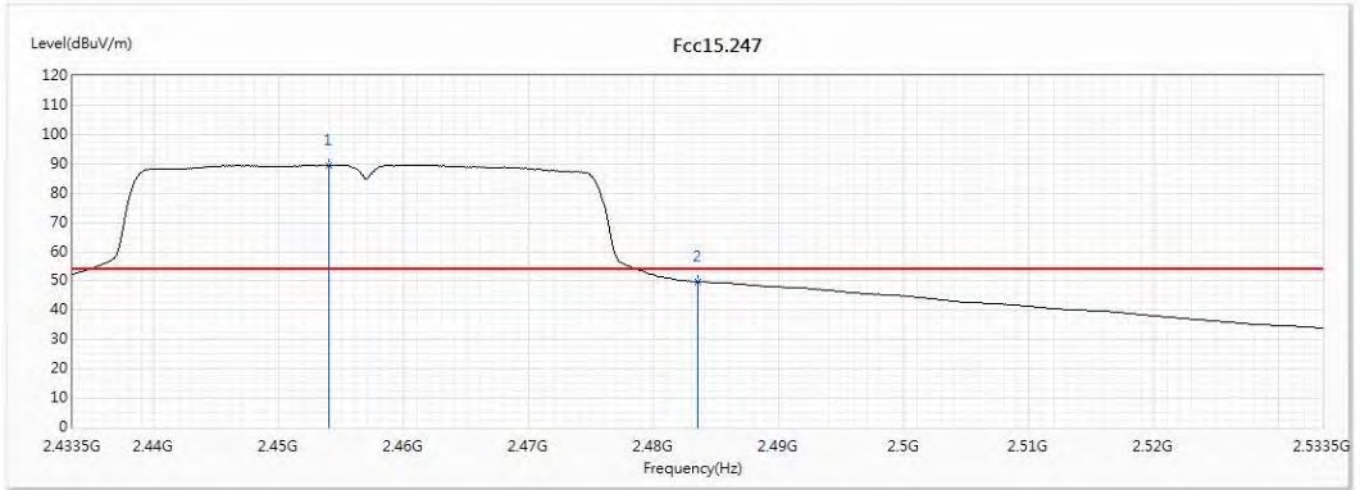
No	Frequency (MHz)	Emission Level (dBuV/m)	Limit (dBuV/m)	Margin (dB)	Reading Level (dBuV)	Correct Factor (dB/m)	Detector Type
1	2464.3	100.30	--	--	88.68	11.62	PK
2	2483.5	65.77	74.00	-8.23	54.09	11.68	PK
3	2484.6	66.91	74.00	-7.09	55.23	11.68	PK

Note:

1. All readings above 1GHz are performed with peak and/or average measurements as necessary.
2. Measurement Level = Reading Level + Correct Factor.
3. The average measurement was not performed when the peak measured data under the limit of average detection.

Product : Intel® Wireless-AC 9560
 Test Item : Band Edge
 Test Date : 2019/11/29
 Test Mode : Mode 8 SISO B: Transmit (802.11n-40BW_15Mbps) (2457MHz)

Vertical



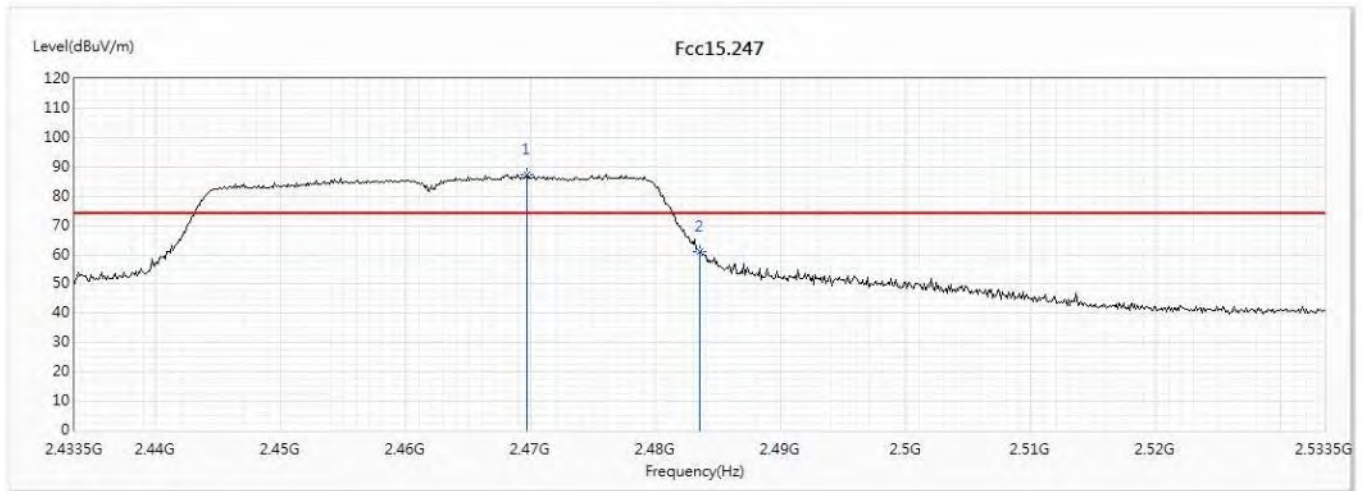
No	Frequency (MHz)	Emission Level (dBuV/m)	Limit (dBuV/m)	Margin (dB)	Reading Level (dBuV)	Correct Factor (dB/m)	Detector Type
1	2454	89.66	--	--	78.07	11.59	AV
2	2483.5	49.81	54.00	-4.19	38.13	11.68	AV

Note:

1. All readings above 1GHz are performed with peak and/or average measurements as necessary.
2. Measurement Level = Reading Level + Correct Factor.
3. The average measurement was not performed when the peak measured data under the limit of average detection.

Product : Intel® Wireless-AC 9560
 Test Item : Band Edge
 Test Date : 2019/11/29
 Test Mode : Mode 8 SISO B: Transmit (802.11n-40BW_15Mbps) (2462MHz)

Horizontal



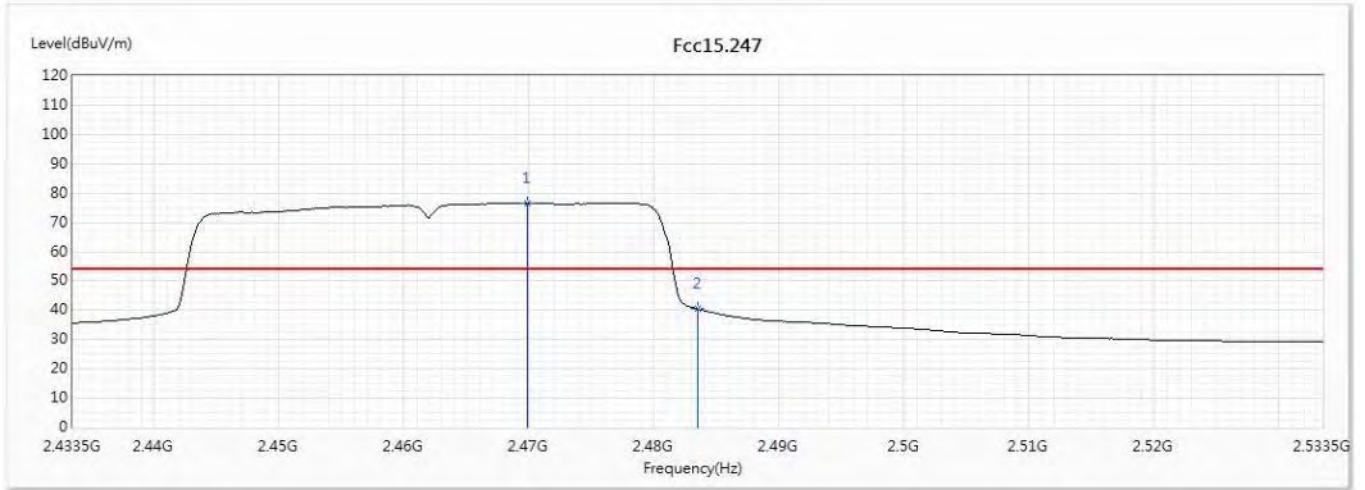
No	Frequency (MHz)	Emission Level (dBuV/m)	Limit (dBuV/m)	Margin (dB)	Reading Level (dBuV)	Correct Factor (dB/m)	Detector Type
1	2469.7	87.41	--	--	75.77	11.64	PK
2	2483.5	61.15	74.00	-12.85	49.47	11.68	PK

Note:

1. All readings above 1GHz are performed with peak and/or average measurements as necessary.
2. Measurement Level = Reading Level + Correct Factor.
3. The average measurement was not performed when the peak measured data under the limit of average detection.

Product : Intel® Wireless-AC 9560
 Test Item : Band Edge
 Test Date : 2019/11/29
 Test Mode : Mode 8 SISO B: Transmit (802.11n-40BW_15Mbps) (2462MHz)

Horizontal



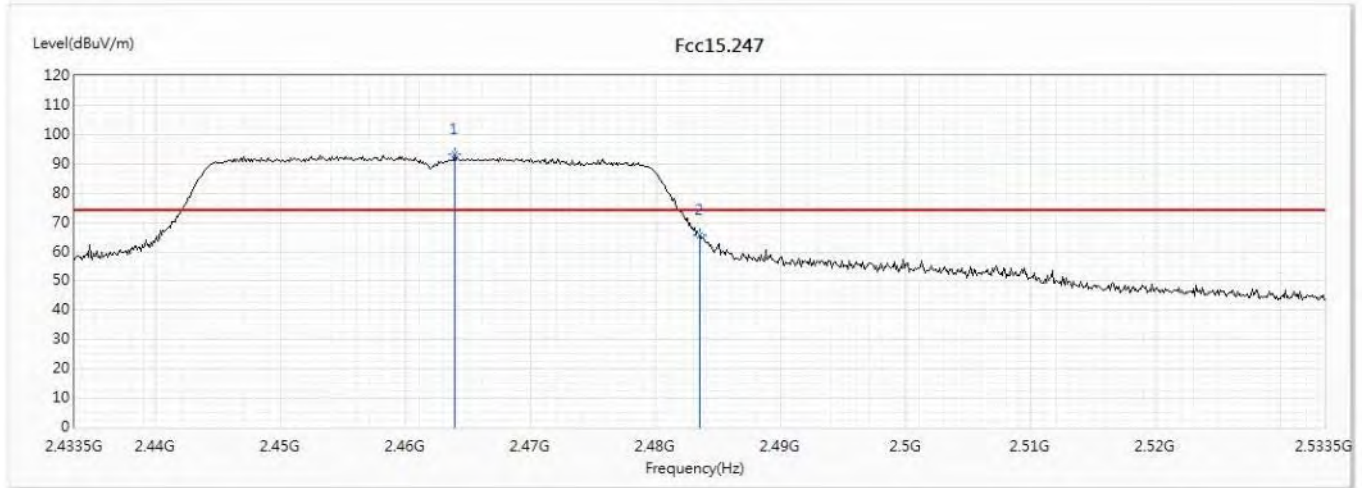
No	Frequency (MHz)	Emission Level (dBuV/m)	Limit (dBuV/m)	Margin (dB)	Reading Level (dBuV)	Correct Factor (dB/m)	Detector Type
1	2469.9	76.72	--	--	65.08	11.64	AV
2	2483.5	40.37	54.00	-13.63	28.69	11.68	AV

Note:

1. All readings above 1GHz are performed with peak and/or average measurements as necessary.
2. Measurement Level = Reading Level + Correct Factor.
3. The average measurement was not performed when the peak measured data under the limit of average detection.

Product : Intel® Wireless-AC 9560
 Test Item : Band Edge
 Test Date : 2019/11/29
 Test Mode : Mode 8 SISO B: Transmit (802.11n-40BW_15Mbps) (2462MHz)

Vertical



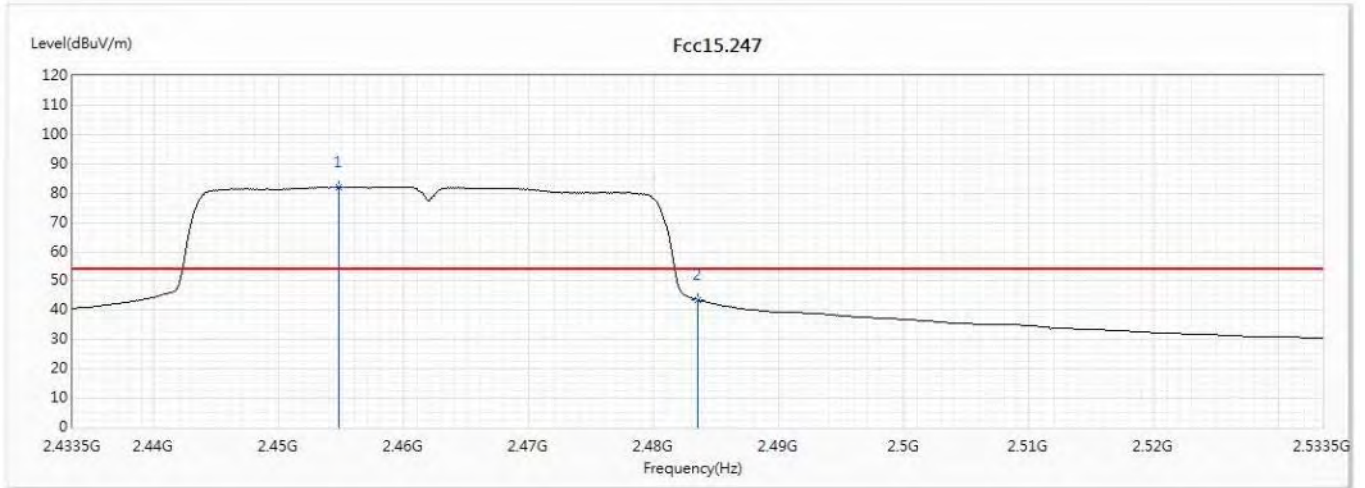
No	Frequency (MHz)	Emission Level (dBuV/m)	Limit (dBuV/m)	Margin (dB)	Reading Level (dBuV)	Correct Factor (dB/m)	Detector Type
1	2463.9	93.10	--	--	81.48	11.62	PK
2	2483.5	65.71	74.00	-8.29	54.03	11.68	PK

Note:

1. All readings above 1GHz are performed with peak and/or average measurements as necessary.
2. Measurement Level = Reading Level + Correct Factor.
3. The average measurement was not performed when the peak measured data under the limit of average detection.

Product : Intel® Wireless-AC 9560
 Test Item : Band Edge
 Test Date : 2019/11/29
 Test Mode : Mode 8 SISO B: Transmit (802.11n-40BW_15Mbps) (2462MHz)

Vertical



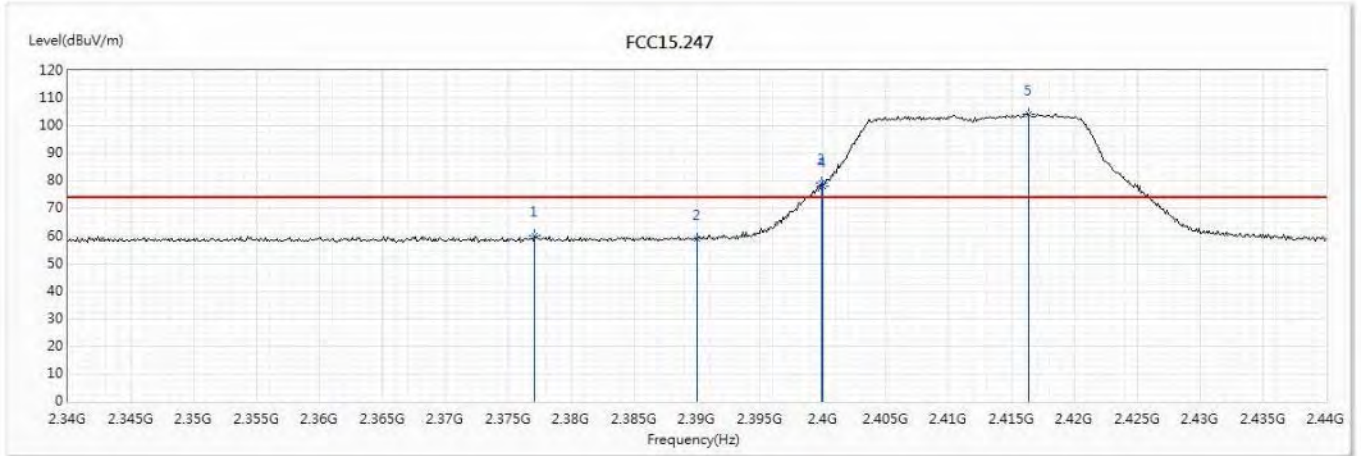
No	Frequency (MHz)	Emission Level (dBuV/m)	Limit (dBuV/m)	Margin (dB)	Reading Level (dBuV)	Correct Factor (dB/m)	Detector Type
1	2454.8	82.10	--	--	70.51	11.59	AV
2	2483.5	43.48	54.00	-10.52	31.80	11.68	AV

Note:

1. All readings above 1GHz are performed with peak and/or average measurements as necessary.
2. Measurement Level = Reading Level + Correct Factor.
3. The average measurement was not performed when the peak measured data under the limit of average detection.

Product : Intel® Wireless-AC 9560
 Test Item : Band Edge
 Test Date : 2019/11/19
 Test Mode : Mode 9 MIMO: Transmit (802.11n-20BW_14.4Mbps) (2412MHz)

Horizontal



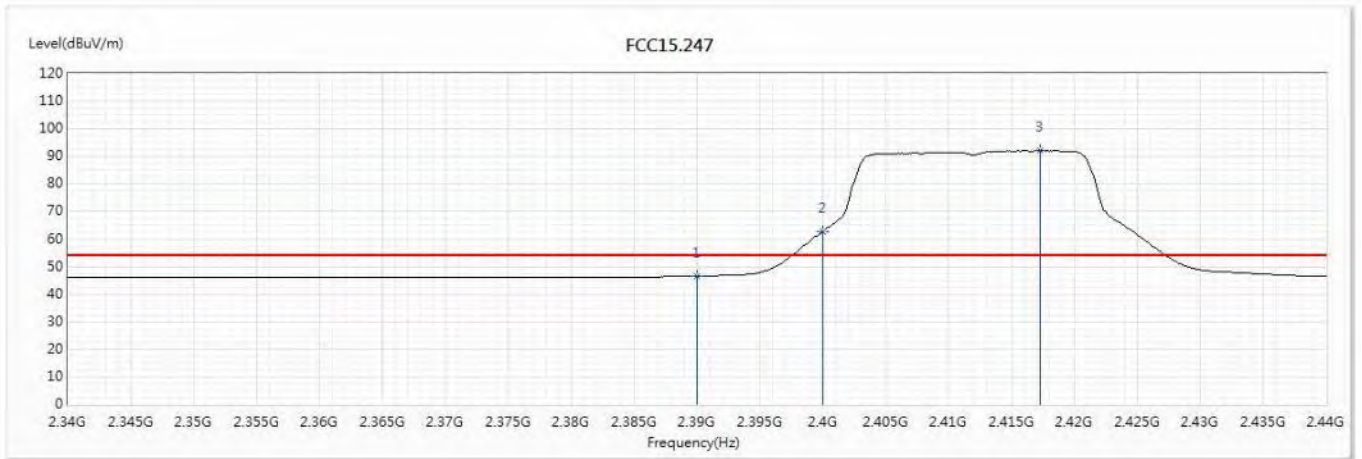
No	Frequency (MHz)	Emission Level (dBuV/m)	Limit (dBuV/m)	Margin (dB)	Reading Level (dBuV)	Correct Factor (dB/m)	Detector Type
1	2377.1	60.15	74.00	-13.85	48.64	11.51	PK
2	2390	59.12	74.00	-14.88	47.59	11.53	PK
3	2399.9	79.43	--	--	67.89	11.54	PK
4	2400	78.09	--	--	66.55	11.54	PK
5	2416.4	104.31	--	--	92.75	11.56	PK

Note:

1. All readings above 1GHz are performed with peak and/or average measurements as necessary.
2. Measurement Level = Reading Level + Correct Factor.
3. The average measurement was not performed when the peak measured data under the limit of average detection.

Product : Intel® Wireless-AC 9560
 Test Item : Band Edge
 Test Date : 2019/11/19
 Test Mode : Mode 9 MIMO: Transmit (802.11n-20BW_14.4Mbps) (2412MHz)

Horizontal



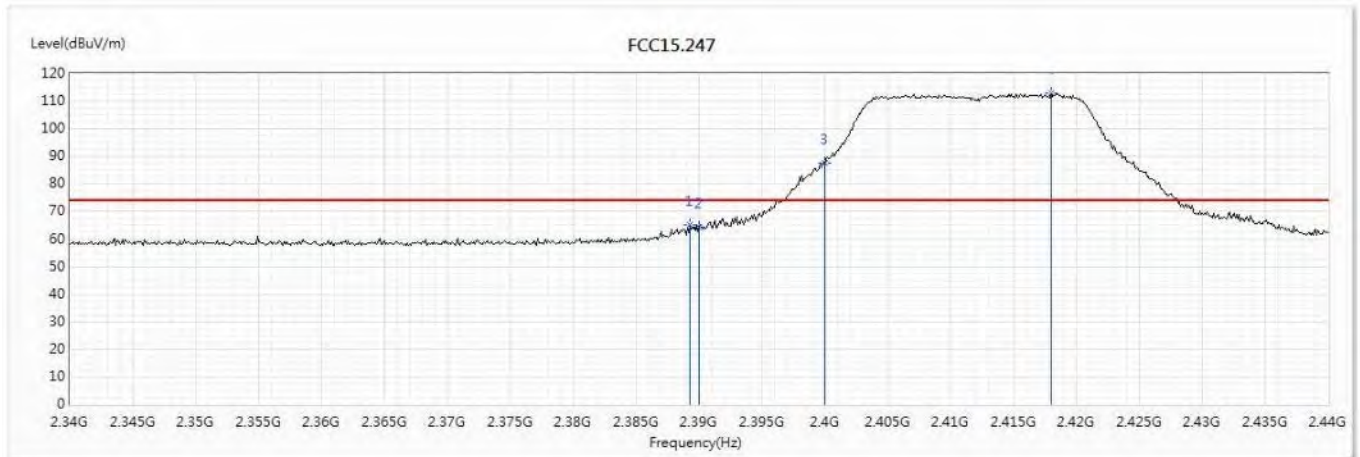
No	Frequency (MHz)	Emission Level (dBuV/m)	Limit (dBuV/m)	Margin (dB)	Reading Level (dBuV)	Correct Factor (dB/m)	Detector Type
1	2390	46.53	54.00	-7.47	35.00	11.53	AV
2	2400	62.88	--	--	51.34	11.54	AV
3	2417.3	92.06	--	--	80.50	11.56	AV

Note:

1. All readings above 1GHz are performed with peak and/or average measurements as necessary.
2. Measurement Level = Reading Level + Correct Factor.
3. The average measurement was not performed when the peak measured data under the limit of average detection.

Product : Intel® Wireless-AC 9560
 Test Item : Band Edge
 Test Date : 2019/11/19
 Test Mode : Mode 9 MIMO: Transmit (802.11n-20BW_14.4Mbps) (2412MHz)

Vertical



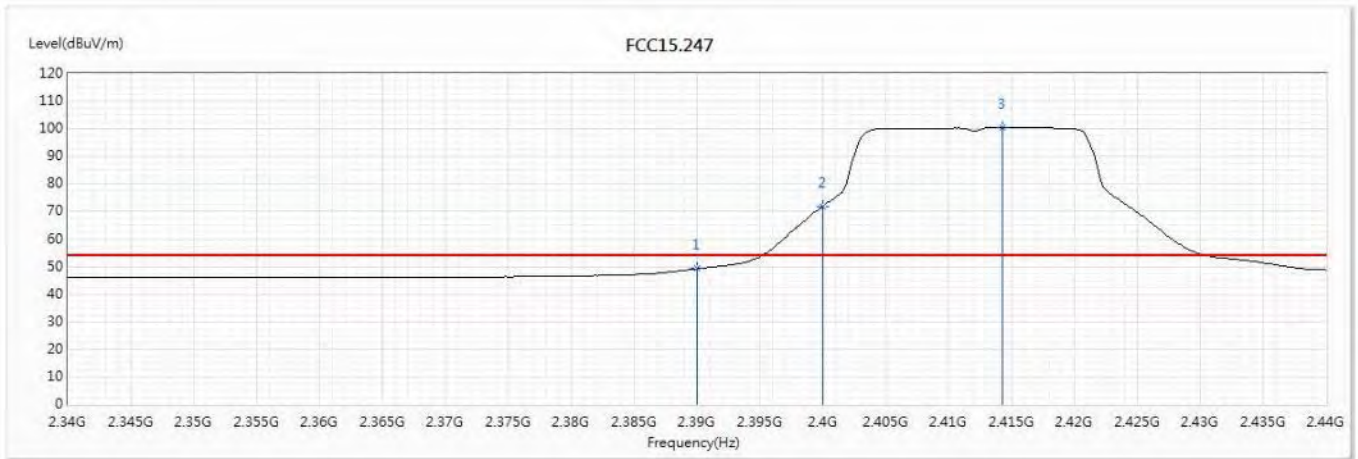
No	Frequency (MHz)	Emission Level (dBuV/m)	Limit (dBuV/m)	Margin (dB)	Reading Level (dBuV)	Correct Factor (dB/m)	Detector Type
1	2389.3	65.11	74.00	-8.89	53.58	11.53	PK
2	2390	64.25	74.00	-9.75	52.72	11.53	PK
3	2400	87.48	--	--	75.94	11.54	PK
4	2418	112.80	--	--	101.24	11.56	PK

Note:

1. All readings above 1GHz are performed with peak and/or average measurements as necessary.
2. Measurement Level = Reading Level + Correct Factor.
3. The average measurement was not performed when the peak measured data under the limit of average detection.

Product : Intel® Wireless-AC 9560
 Test Item : Band Edge
 Test Date : 2019/11/19
 Test Mode : Mode 9 MIMO: Transmit (802.11n-20BW_14.4Mbps) (2412MHz)

Vertical



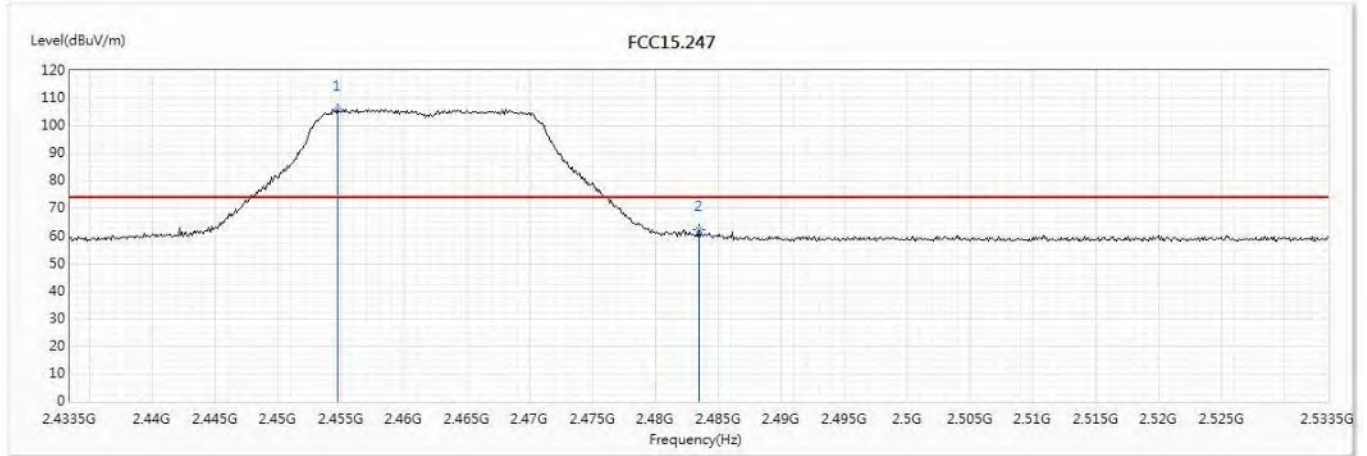
No	Frequency (MHz)	Emission Level (dBuV/m)	Limit (dBuV/m)	Margin (dB)	Reading Level (dBuV)	Correct Factor (dB/m)	Detector Type
1	2390	49.22	54.00	-4.78	37.69	11.53	AV
2	2400	72.01	--	--	60.47	11.54	AV
3	2414.3	100.60	--	--	89.05	11.55	AV

Note:

1. All readings above 1GHz are performed with peak and/or average measurements as necessary.
2. Measurement Level = Reading Level + Correct Factor.
3. The average measurement was not performed when the peak measured data under the limit of average detection.

Product : Intel® Wireless-AC 9560
 Test Item : Band Edge
 Test Date : 2019/11/19
 Test Mode : Mode 9 MIMO: Transmit (802.11n-20BW_14.4Mbps) (2462MHz)

Horizontal



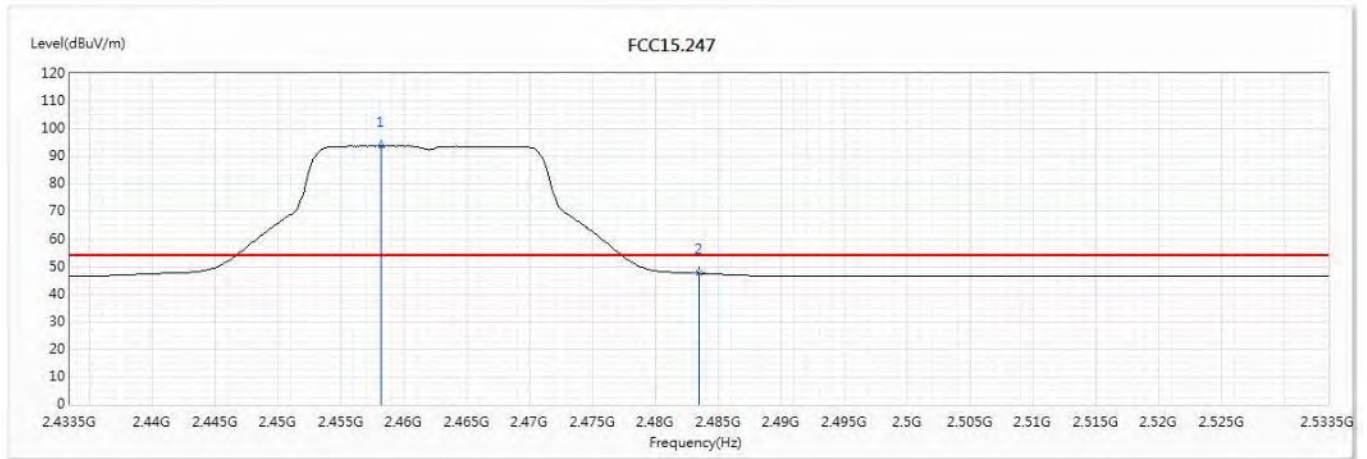
No	Frequency (MHz)	Emission Level (dBuV/m)	Limit (dBuV/m)	Margin (dB)	Reading Level (dBuV)	Correct Factor (dB/m)	Detector Type
1	2454.8	105.98	--	--	94.39	11.59	PK
2	2483.5	62.19	74.00	-11.81	50.51	11.68	PK

Note:

1. All readings above 1GHz are performed with peak and/or average measurements as necessary.
2. Measurement Level = Reading Level + Correct Factor.
3. The average measurement was not performed when the peak measured data under the limit of average detection.

Product : Intel® Wireless-AC 9560
 Test Item : Band Edge
 Test Date : 2019/11/19
 Test Mode : Mode 9 MIMO: Transmit (802.11n-20BW_14.4Mbps) (2462MHz)

Horizontal



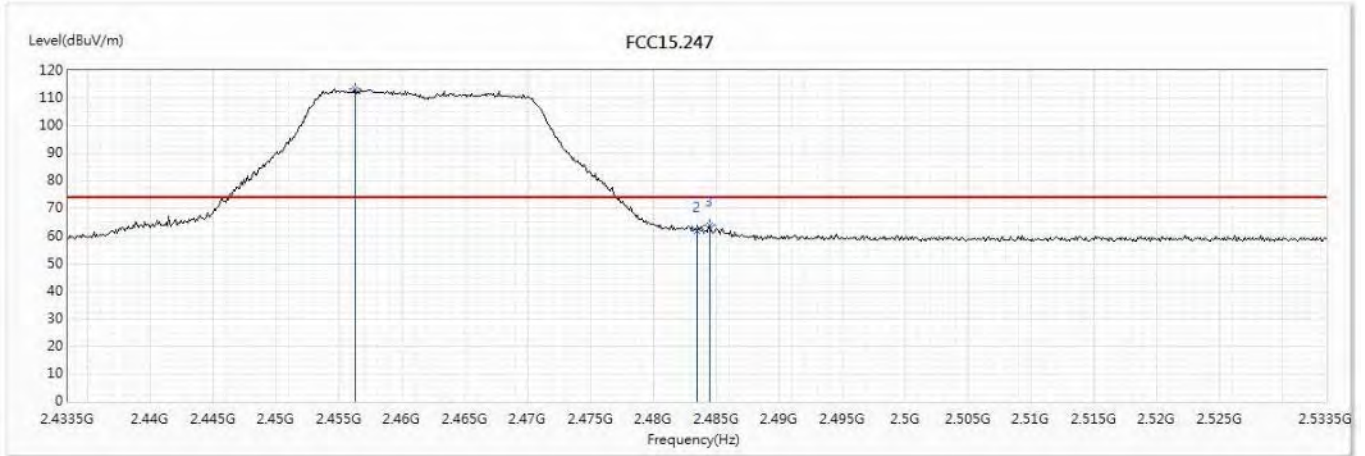
No	Frequency (MHz)	Emission Level (dBuV/m)	Limit (dBuV/m)	Margin (dB)	Reading Level (dBuV)	Correct Factor (dB/m)	Detector Type
1	2458.2	93.79	--	--	82.19	11.60	AV
2	2483.5	47.55	54.00	-6.45	35.87	11.68	AV

Note:

1. All readings above 1GHz are performed with peak and/or average measurements as necessary.
2. Measurement Level = Reading Level + Correct Factor.
3. The average measurement was not performed when the peak measured data under the limit of average detection.

Product : Intel® Wireless-AC 9560
 Test Item : Band Edge
 Test Date : 2019/11/19
 Test Mode : Mode 9 MIMO: Transmit (802.11n-20BW_14.4Mbps) (2462MHz)

Vertical



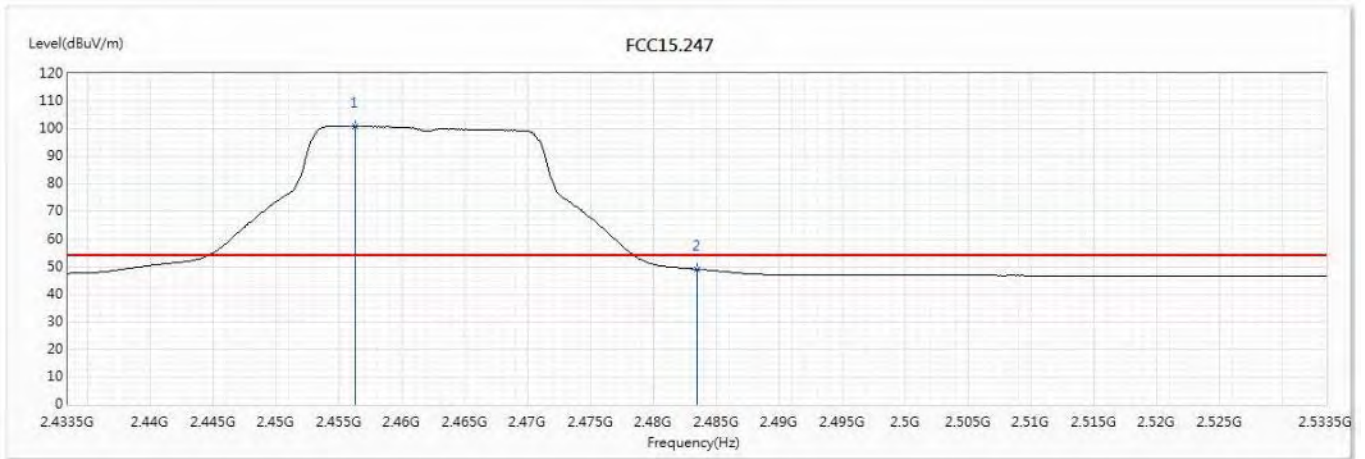
No	Frequency (MHz)	Emission Level (dBuV/m)	Limit (dBuV/m)	Margin (dB)	Reading Level (dBuV)	Correct Factor (dB/m)	Detector Type
1	2456.3	113.24	--	--	101.65	11.59	PK
2	2483.5	61.75	74.00	-12.25	50.07	11.68	PK
3	2484.5	64.15	74.00	-9.85	52.47	11.68	PK

Note:

1. All readings above 1GHz are performed with peak and/or average measurements as necessary.
2. Measurement Level = Reading Level + Correct Factor.
3. The average measurement was not performed when the peak measured data under the limit of average detection.

Product : Intel® Wireless-AC 9560
 Test Item : Band Edge
 Test Date : 2019/11/19
 Test Mode : Mode 9 MIMO: Transmit (802.11n-20BW_14.4Mbps) (2462MHz)

Vertical



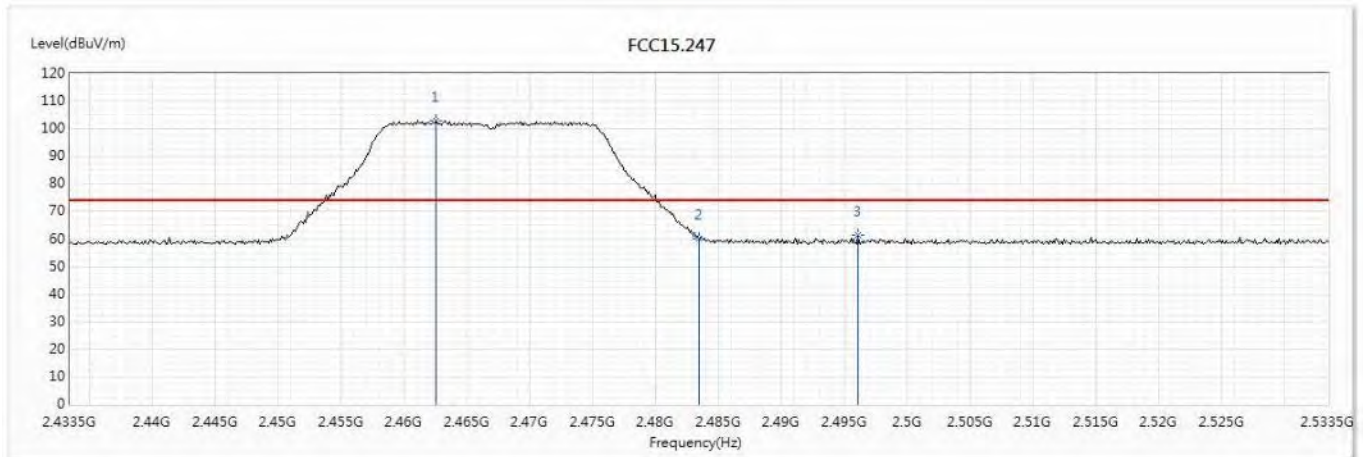
No	Frequency (MHz)	Emission Level (dBuV/m)	Limit (dBuV/m)	Margin (dB)	Reading Level (dBuV)	Correct Factor (dB/m)	Detector Type
1	2456.3	101.04	--	--	89.45	11.59	AV
2	2483.5	49.09	54.00	-4.91	37.41	11.68	AV

Note:

1. All readings above 1GHz are performed with peak and/or average measurements as necessary.
2. Measurement Level = Reading Level + Correct Factor.
3. The average measurement was not performed when the peak measured data under the limit of average detection.

Product : Intel® Wireless-AC 9560
 Test Item : Band Edge
 Test Date : 2019/11/19
 Test Mode : Mode 9 MIMO: Transmit (802.11n-20BW_14.4Mbps) (2467MHz)

Horizontal



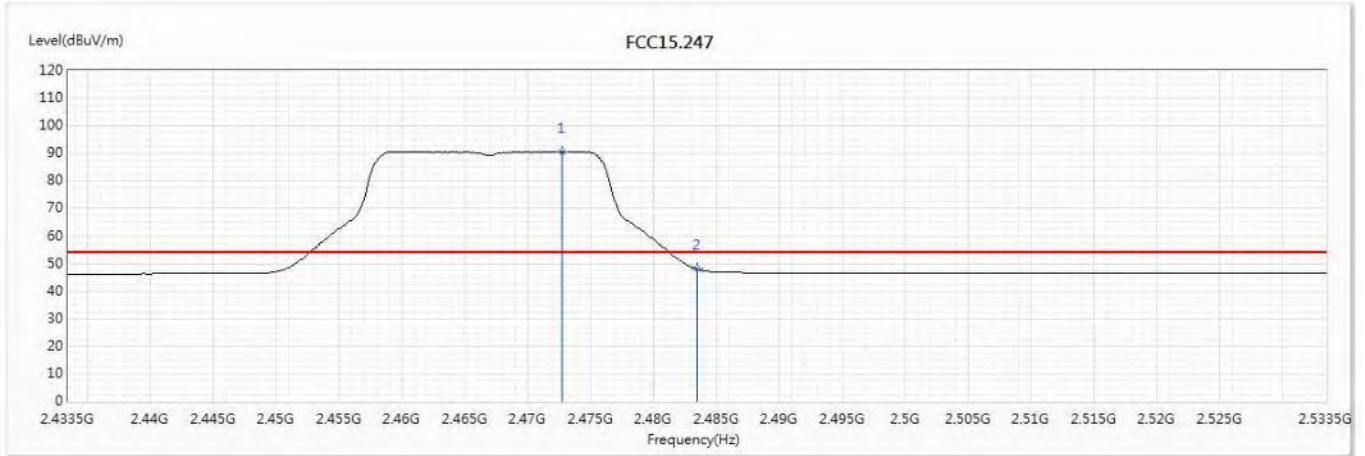
No	Frequency (MHz)	Emission Level (dBuV/m)	Limit (dBuV/m)	Margin (dB)	Reading Level (dBuV)	Correct Factor (dB/m)	Detector Type
1	2462.6	102.91	--	--	91.29	11.62	PK
2	2483.5	60.21	74.00	-13.79	48.53	11.68	PK
3	2496.1	61.35	74.00	-12.65	49.65	11.70	PK

Note:

1. All readings above 1GHz are performed with peak and/or average measurements as necessary.
2. Measurement Level = Reading Level + Correct Factor.
3. The average measurement was not performed when the peak measured data under the limit of average detection.

Product : Intel® Wireless-AC 9560
 Test Item : Band Edge
 Test Date : 2019/11/19
 Test Mode : Mode 9 MIMO: Transmit (802.11n-20BW_14.4Mbps) (2467MHz)

Horizontal



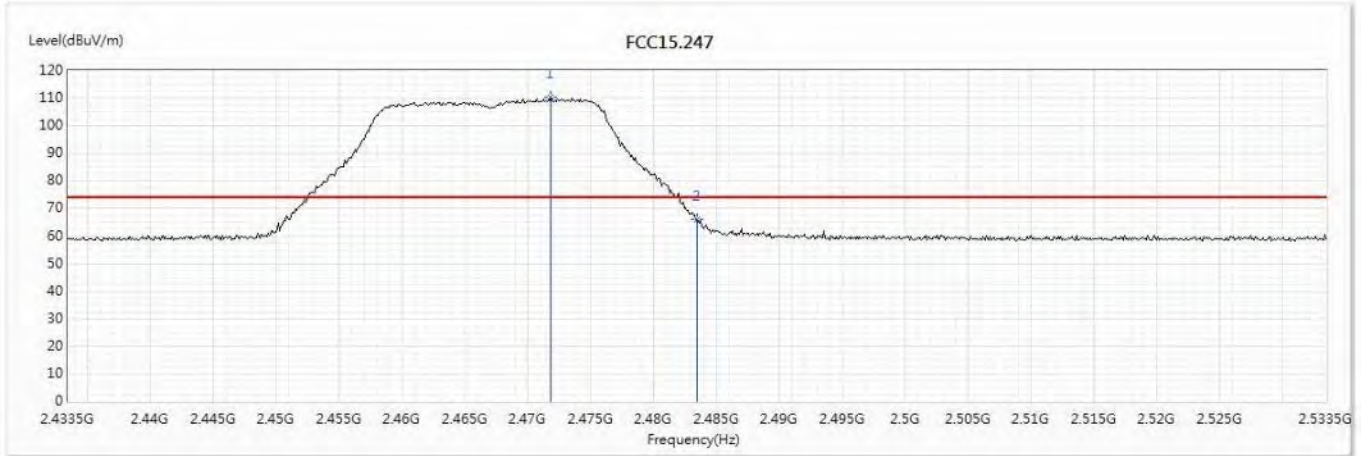
No	Frequency (MHz)	Emission Level (dBuV/m)	Limit (dBuV/m)	Margin (dB)	Reading Level (dBuV)	Correct Factor (dB/m)	Detector Type
1	2472.8	90.63	--	--	78.97	11.66	AV
2	2483.5	47.96	54.00	-6.04	36.28	11.68	AV

Note:

1. All readings above 1GHz are performed with peak and/or average measurements as necessary.
2. Measurement Level = Reading Level + Correct Factor.
3. The average measurement was not performed when the peak measured data under the limit of average detection.

Product : Intel® Wireless-AC 9560
 Test Item : Band Edge
 Test Date : 2019/11/19
 Test Mode : Mode 9 MIMO: Transmit (802.11n-20BW_14.4Mbps) (2467MHz)

Vertical



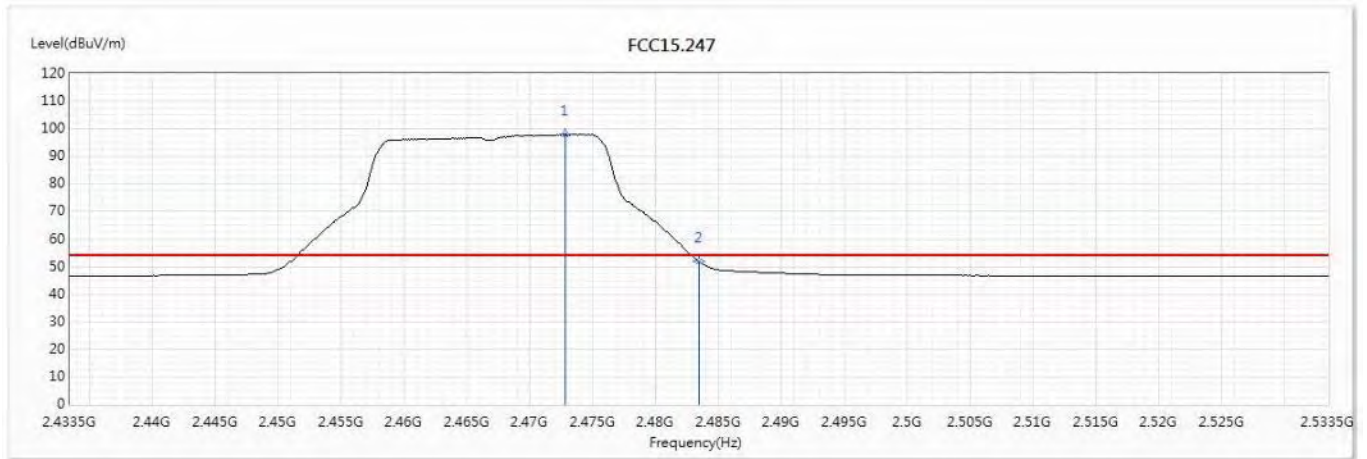
No	Frequency (MHz)	Emission Level (dBuV/m)	Limit (dBuV/m)	Margin (dB)	Reading Level (dBuV)	Correct Factor (dB/m)	Detector Type
1	2471.9	110.40	--	--	98.75	11.65	PK
2	2483.5	66.05	74.00	-7.95	54.37	11.68	PK

Note:

1. All readings above 1GHz are performed with peak and/or average measurements as necessary.
2. Measurement Level = Reading Level + Correct Factor.
3. The average measurement was not performed when the peak measured data under the limit of average detection.

Product : Intel® Wireless-AC 9560
 Test Item : Band Edge
 Test Date : 2019/11/19
 Test Mode : Mode 9 MIMO: Transmit (802.11n-20BW_14.4Mbps) (2467MHz)

Vertical



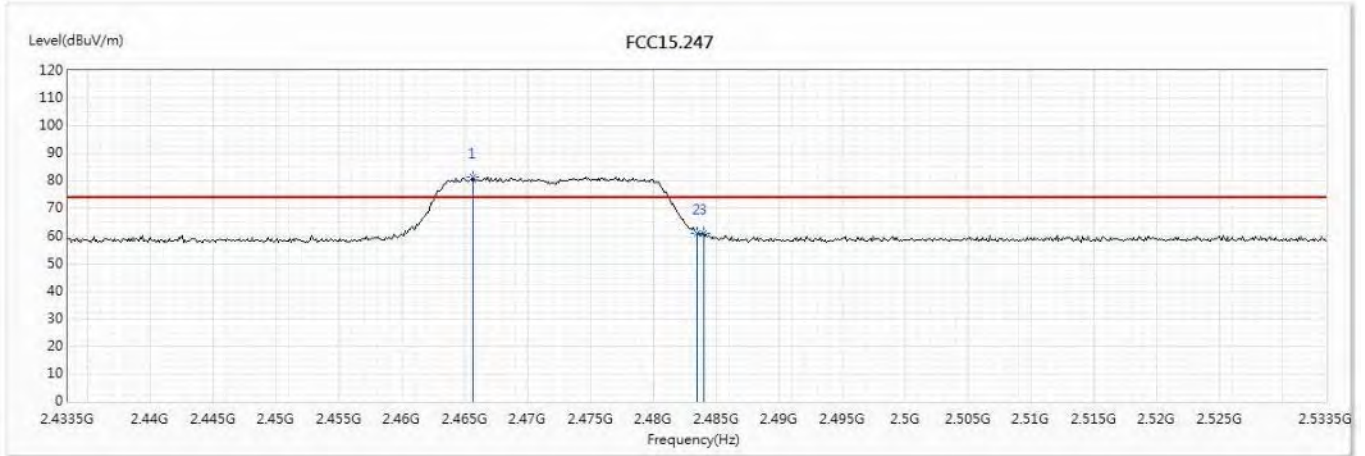
No	Frequency (MHz)	Emission Level (dBuV/m)	Limit (dBuV/m)	Margin (dB)	Reading Level (dBuV)	Correct Factor (dB/m)	Detector Type
1	2472.9	97.93	--	--	86.27	11.66	AV
2	2483.5	51.84	54.00	-2.16	40.16	11.68	AV

Note:

1. All readings above 1GHz are performed with peak and/or average measurements as necessary.
2. Measurement Level = Reading Level + Correct Factor.
3. The average measurement was not performed when the peak measured data under the limit of average detection.

Product : Intel® Wireless-AC 9560
 Test Item : Band Edge
 Test Date : 2019/11/19
 Test Mode : Mode 9 MIMO: Transmit (802.11n-20BW_14.4Mbps) (2472MHz)

Horizontal



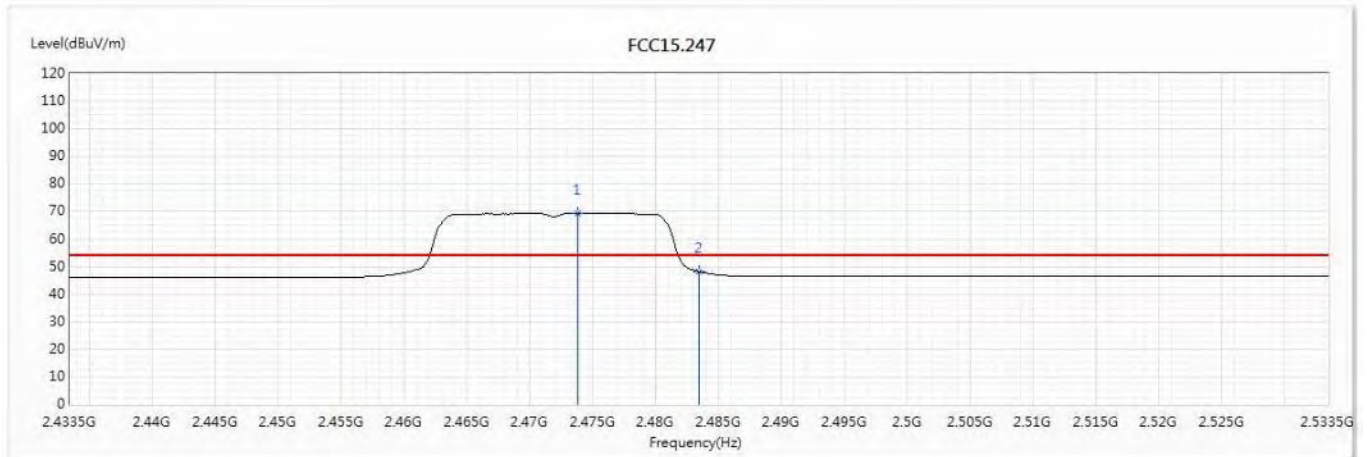
No	Frequency (MHz)	Emission Level (dBuV/m)	Limit (dBuV/m)	Margin (dB)	Reading Level (dBuV)	Correct Factor (dB/m)	Detector Type
1	2465.7	81.47	--	--	69.84	11.63	PK
2	2483.5	60.85	74.00	-13.15	49.17	11.68	PK
3	2484	61.08	74.00	-12.92	49.40	11.68	PK

Note:

1. All readings above 1GHz are performed with peak and/or average measurements as necessary.
2. Measurement Level = Reading Level + Correct Factor.
3. The average measurement was not performed when the peak measured data under the limit of average detection.

Product : Intel® Wireless-AC 9560
 Test Item : Band Edge
 Test Date : 2019/11/19
 Test Mode : Mode 9 MIMO: Transmit (802.11n-20BW_14.4Mbps) (2472MHz)

Horizontal



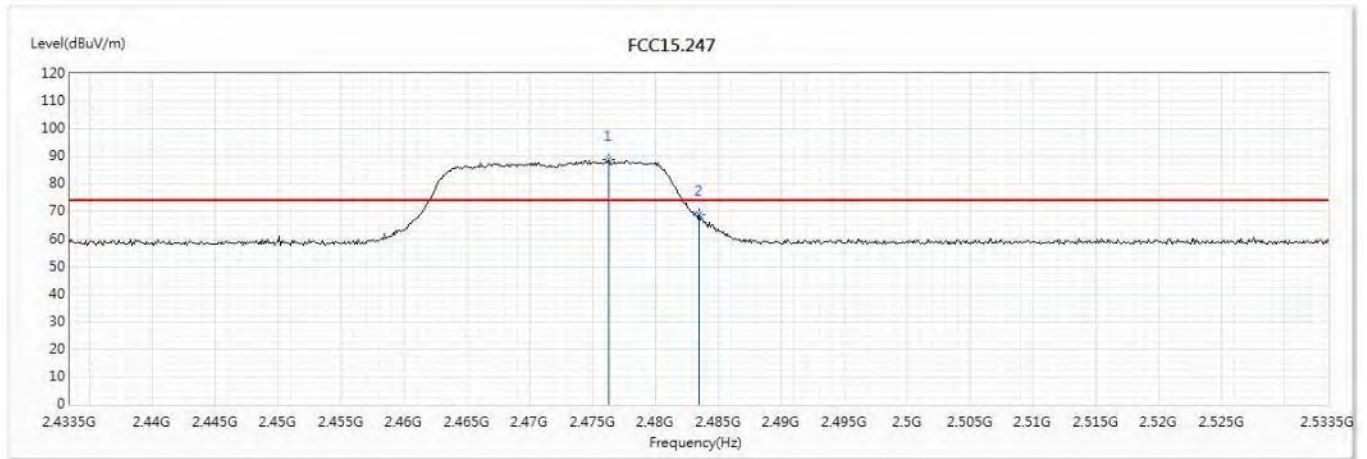
No	Frequency (MHz)	Emission Level (dBuV/m)	Limit (dBuV/m)	Margin (dB)	Reading Level (dBuV)	Correct Factor (dB/m)	Detector Type
1	2473.9	69.43	--	--	57.77	11.66	AV
2	2483.5	48.21	54.00	-5.79	36.53	11.68	AV

Note:

1. All readings above 1GHz are performed with peak and/or average measurements as necessary.
2. Measurement Level = Reading Level + Correct Factor.
3. The average measurement was not performed when the peak measured data under the limit of average detection.

Product : Intel® Wireless-AC 9560
 Test Item : Band Edge
 Test Date : 2019/11/19
 Test Mode : Mode 9 MIMO: Transmit (802.11n-20BW_14.4Mbps) (2472MHz)

Vertical



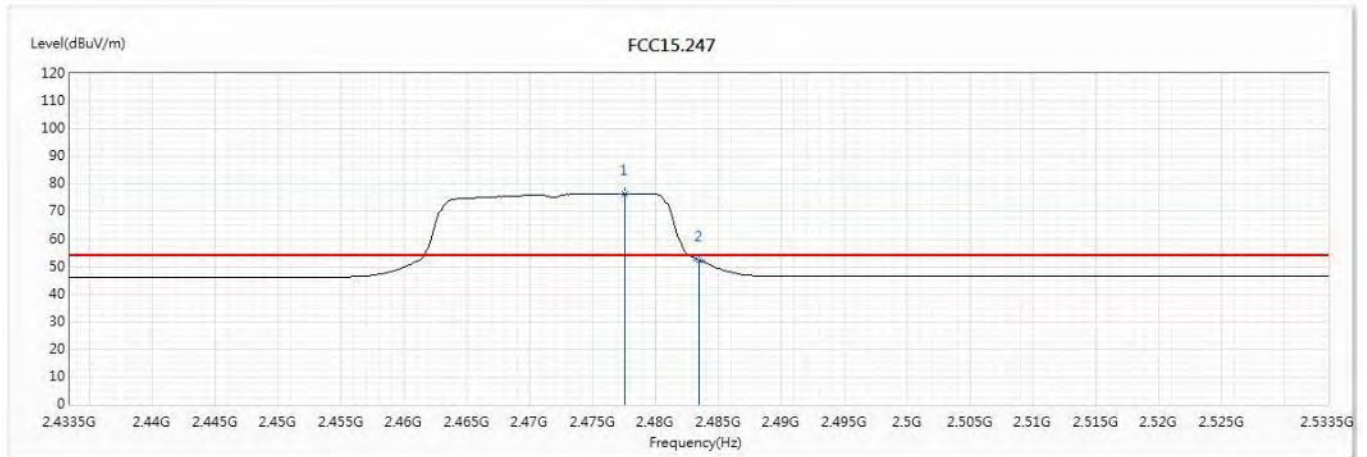
No	Frequency (MHz)	Emission Level (dBuV/m)	Limit (dBuV/m)	Margin (dB)	Reading Level (dBuV)	Correct Factor (dB/m)	Detector Type
1	2476.3	88.77	--	--	77.11	11.66	PK
2	2483.5	68.89	74.00	-5.11	57.21	11.68	PK

Note:

1. All readings above 1GHz are performed with peak and/or average measurements as necessary.
2. Measurement Level = Reading Level + Correct Factor.
3. The average measurement was not performed when the peak measured data under the limit of average detection.

Product : Intel® Wireless-AC 9560
 Test Item : Band Edge
 Test Date : 2019/11/19
 Test Mode : Mode 9 MIMO: Transmit (802.11n-20BW_14.4Mbps) (2472MHz)

Vertical



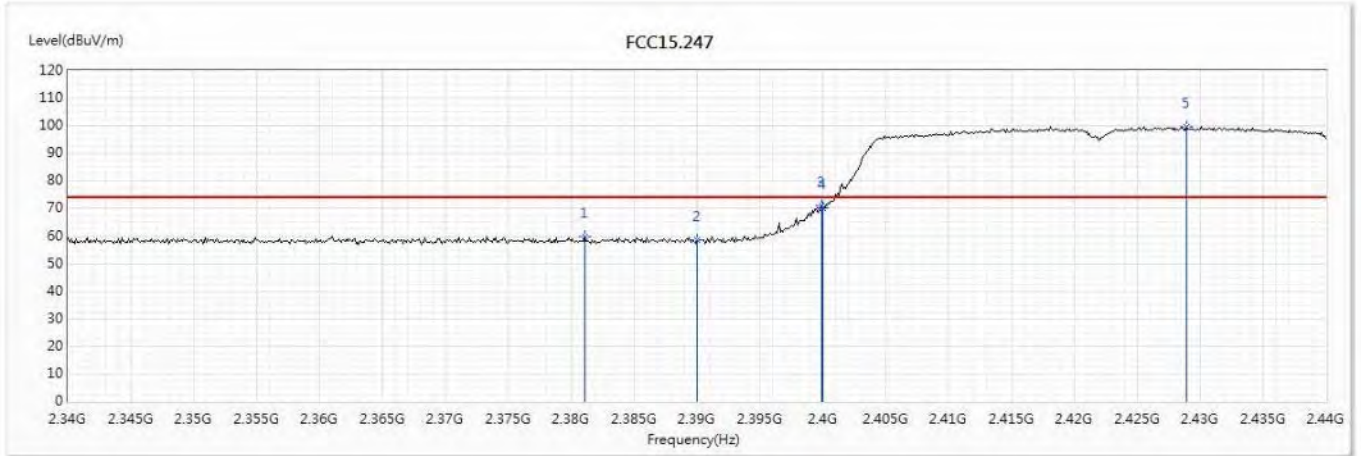
No	Frequency (MHz)	Emission Level (dBuV/m)	Limit (dBuV/m)	Margin (dB)	Reading Level (dBuV)	Correct Factor (dB/m)	Detector Type
1	2477.6	76.58	--	--	64.91	11.67	AV
2	2483.5	52.39	54.00	-1.61	40.71	11.68	AV

Note:

1. All readings above 1GHz are performed with peak and/or average measurements as necessary.
2. Measurement Level = Reading Level + Correct Factor.
3. The average measurement was not performed when the peak measured data under the limit of average detection.

Product : Intel® Wireless-AC 9560
 Test Item : Band Edge
 Test Date : 2019/11/19
 Test Mode : Mode 10 MIMO: Transmit (802.11n-40BW_30Mbps) (2422MHz)

Horizontal



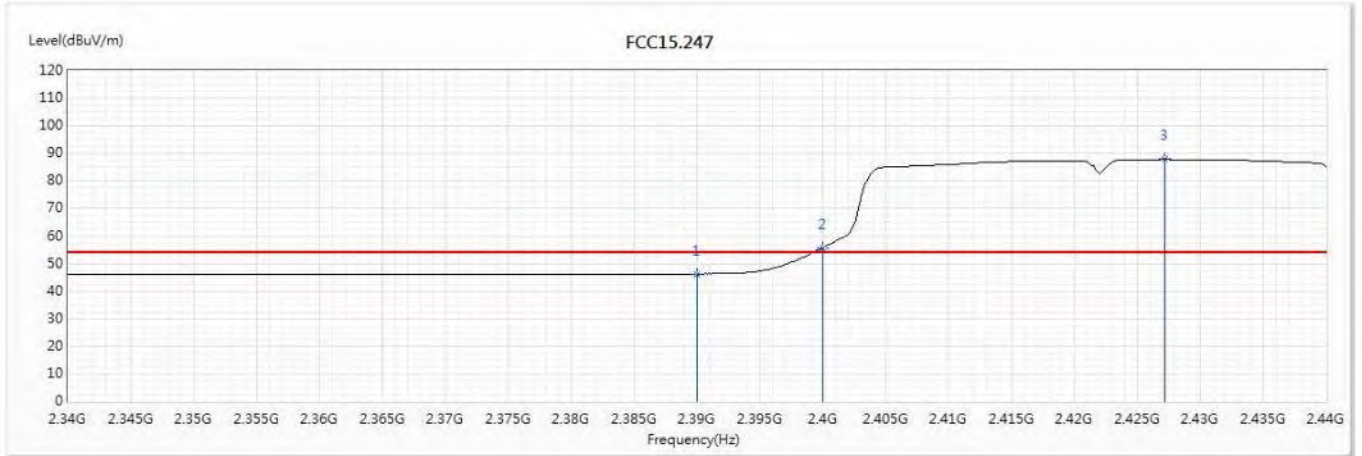
No	Frequency (MHz)	Emission Level (dBuV/m)	Limit (dBuV/m)	Margin (dB)	Reading Level (dBuV)	Correct Factor (dB/m)	Detector Type
1	2381.1	59.74	74.00	-14.26	48.22	11.52	PK
2	2390	58.51	74.00	-15.49	46.98	11.53	PK
3	2399.9	71.06	--	--	59.52	11.54	PK
4	2400	70.16	--	--	58.62	11.54	PK
5	2428.9	99.74	--	--	88.17	11.57	PK

Note:

1. All readings above 1GHz are performed with peak and/or average measurements as necessary.
2. Measurement Level = Reading Level + Correct Factor.
3. The average measurement was not performed when the peak measured data under the limit of average detection.

Product : Intel® Wireless-AC 9560
 Test Item : Band Edge
 Test Date : 2019/11/19
 Test Mode : Mode 10 MIMO: Transmit (802.11n-40BW_30Mbps) (2422MHz)

Horizontal



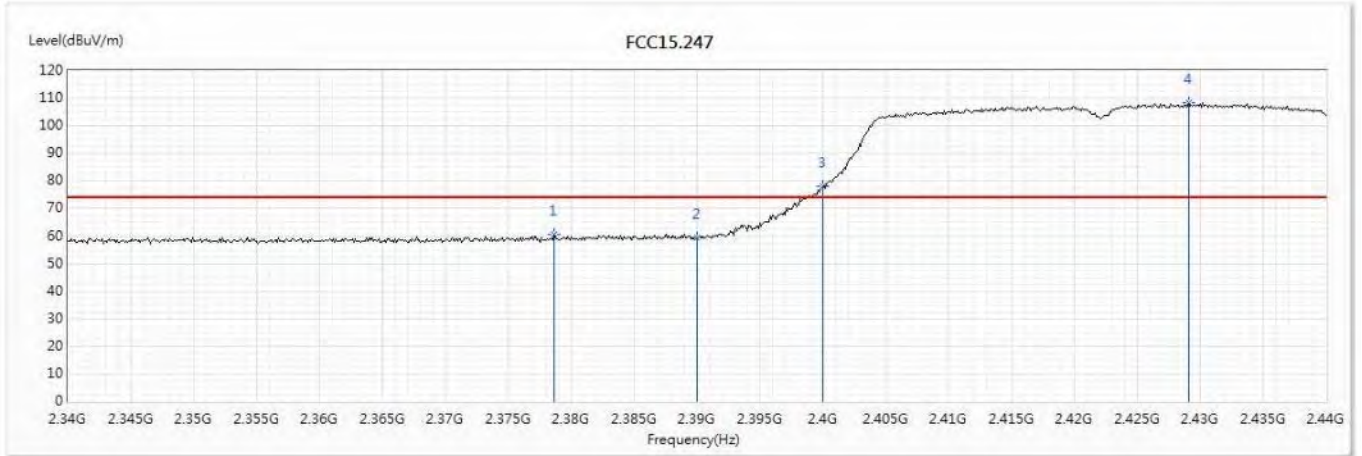
No	Frequency (MHz)	Emission Level (dBuV/m)	Limit (dBuV/m)	Margin (dB)	Reading Level (dBuV)	Correct Factor (dB/m)	Detector Type
1	2390	46.29	54.00	-7.71	34.76	11.53	AV
2	2400	55.83	--	--	44.29	11.54	AV
3	2427.2	87.87	--	--	76.30	11.57	AV

Note:

1. All readings above 1GHz are performed with peak and/or average measurements as necessary.
2. Measurement Level = Reading Level + Correct Factor.
3. The average measurement was not performed when the peak measured data under the limit of average detection.

Product : Intel® Wireless-AC 9560
 Test Item : Band Edge
 Test Date : 2019/11/19
 Test Mode : Mode 10 MIMO: Transmit (802.11n-40BW_30Mbps) (2422MHz)

Vertical



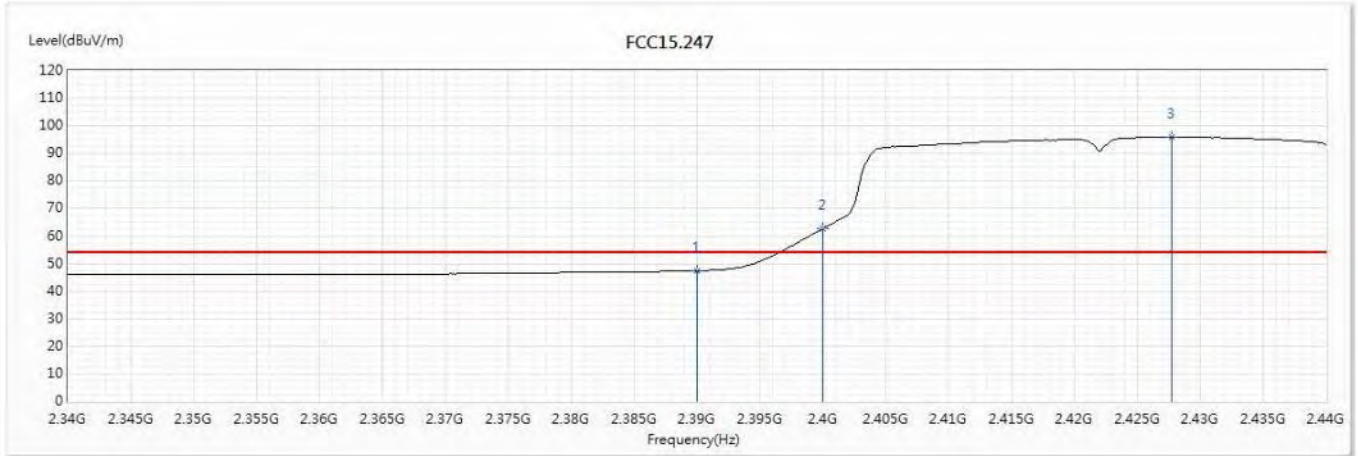
No	Frequency (MHz)	Emission Level (dBuV/m)	Limit (dBuV/m)	Margin (dB)	Reading Level (dBuV)	Correct Factor (dB/m)	Detector Type
1	2378.6	60.77	74.00	-13.23	49.25	11.52	PK
2	2390	59.45	74.00	-14.55	47.92	11.53	PK
3	2400	78.23	--	--	66.69	11.54	PK
4	2429.1	108.28	--	--	96.71	11.57	PK

Note:

1. All readings above 1GHz are performed with peak and/or average measurements as necessary.
2. Measurement Level = Reading Level + Correct Factor.
3. The average measurement was not performed when the peak measured data under the limit of average detection.

Product : Intel® Wireless-AC 9560
 Test Item : Band Edge
 Test Date : 2019/11/19
 Test Mode : Mode 10 MIMO: Transmit (802.11n-40BW_30Mbps) (2422MHz)

Vertical



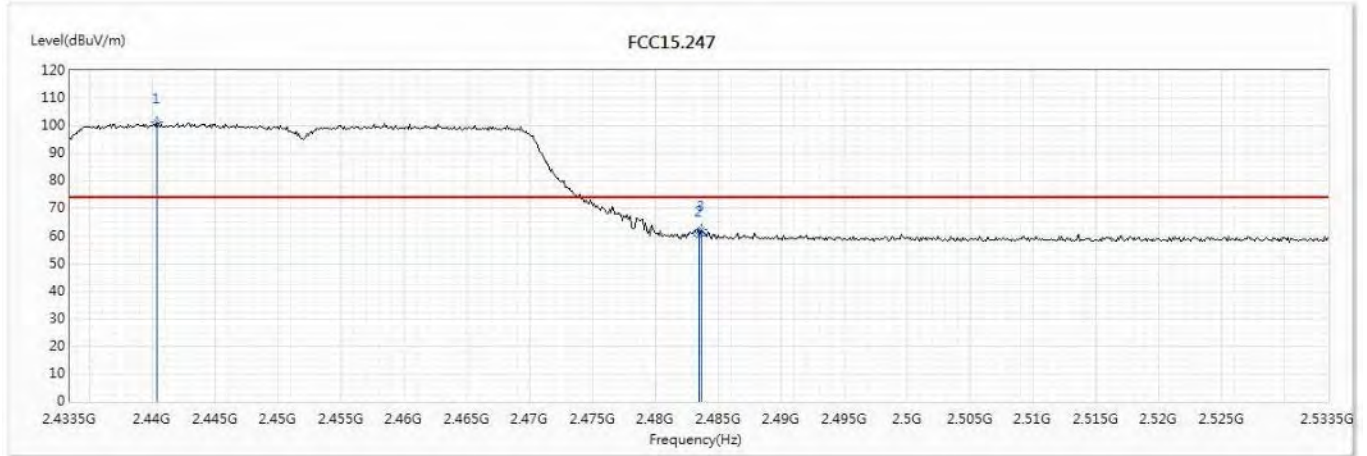
No	Frequency (MHz)	Emission Level (dBuV/m)	Limit (dBuV/m)	Margin (dB)	Reading Level (dBuV)	Correct Factor (dB/m)	Detector Type
1	2390	47.38	54.00	-6.62	35.85	11.53	AV
2	2400	62.73	--	--	51.19	11.54	AV
3	2427.7	95.96	--	--	84.39	11.57	AV

Note:

1. All readings above 1GHz are performed with peak and/or average measurements as necessary.
2. Measurement Level = Reading Level + Correct Factor.
3. The average measurement was not performed when the peak measured data under the limit of average detection.

Product : Intel® Wireless-AC 9560
 Test Item : Band Edge
 Test Date : 2019/11/19
 Test Mode : Mode 10 MIMO: Transmit (802.11n-40BW_30Mbps) (2452MHz)

Horizontal



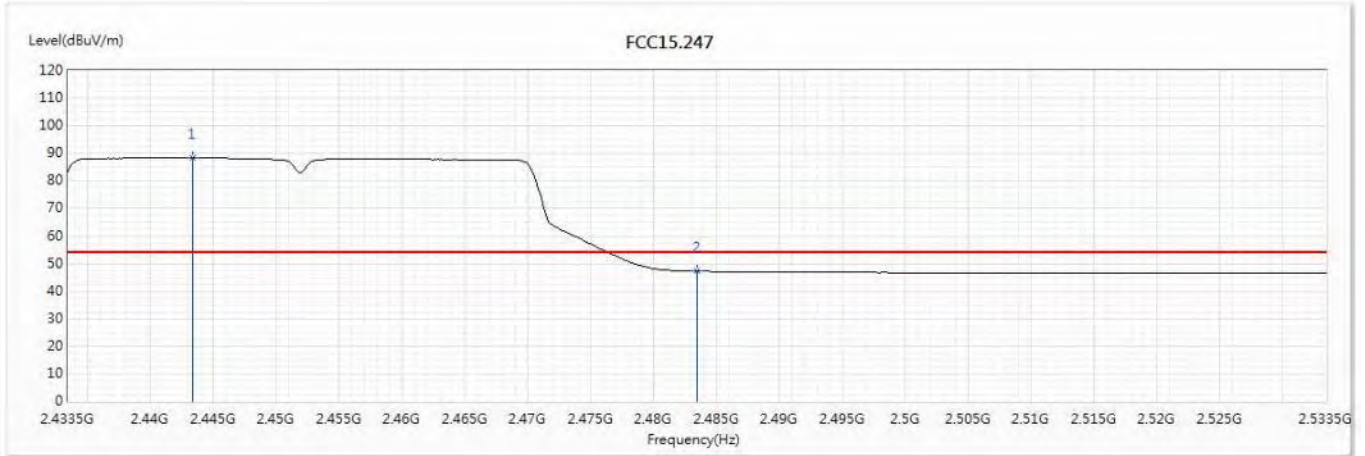
No	Frequency (MHz)	Emission Level (dBuV/m)	Limit (dBuV/m)	Margin (dB)	Reading Level (dBuV)	Correct Factor (dB/m)	Detector Type
1	2440.4	101.11	--	--	89.53	11.58	PK
2	2483.5	60.26	74.00	-13.74	48.58	11.68	PK
3	2483.7	62.48	74.00	-11.52	50.80	11.68	PK

Note:

1. All readings above 1GHz are performed with peak and/or average measurements as necessary.
2. Measurement Level = Reading Level + Correct Factor.
3. The average measurement was not performed when the peak measured data under the limit of average detection.

Product : Intel® Wireless-AC 9560
 Test Item : Band Edge
 Test Date : 2019/11/19
 Test Mode : Mode 10 MIMO: Transmit (802.11n-40BW_30Mbps) (2452MHz)

Horizontal



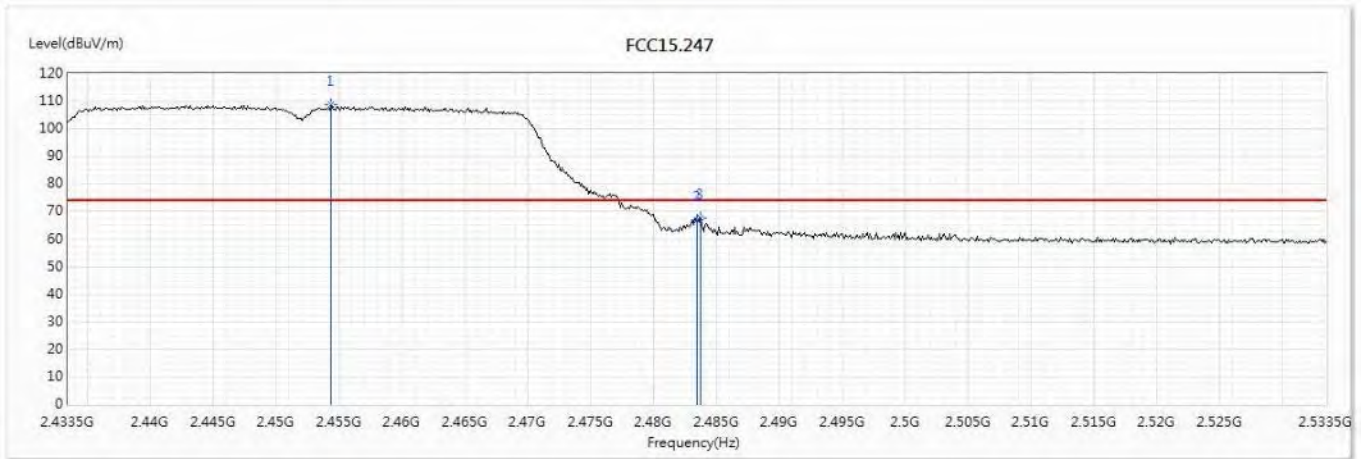
No	Frequency (MHz)	Emission Level (dBuV/m)	Limit (dBuV/m)	Margin (dB)	Reading Level (dBuV)	Correct Factor (dB/m)	Detector Type
1	2443.4	88.51	--	--	76.93	11.58	AV
2	2483.5	47.20	54.00	-6.80	35.52	11.68	AV

Note:

1. All readings above 1GHz are performed with peak and/or average measurements as necessary.
2. Measurement Level = Reading Level + Correct Factor.
3. The average measurement was not performed when the peak measured data under the limit of average detection.

Product : Intel® Wireless-AC 9560
 Test Item : Band Edge
 Test Date : 2019/11/19
 Test Mode : Mode 10 MIMO: Transmit (802.11n-40BW_30Mbps) (2452MHz)

Vertical



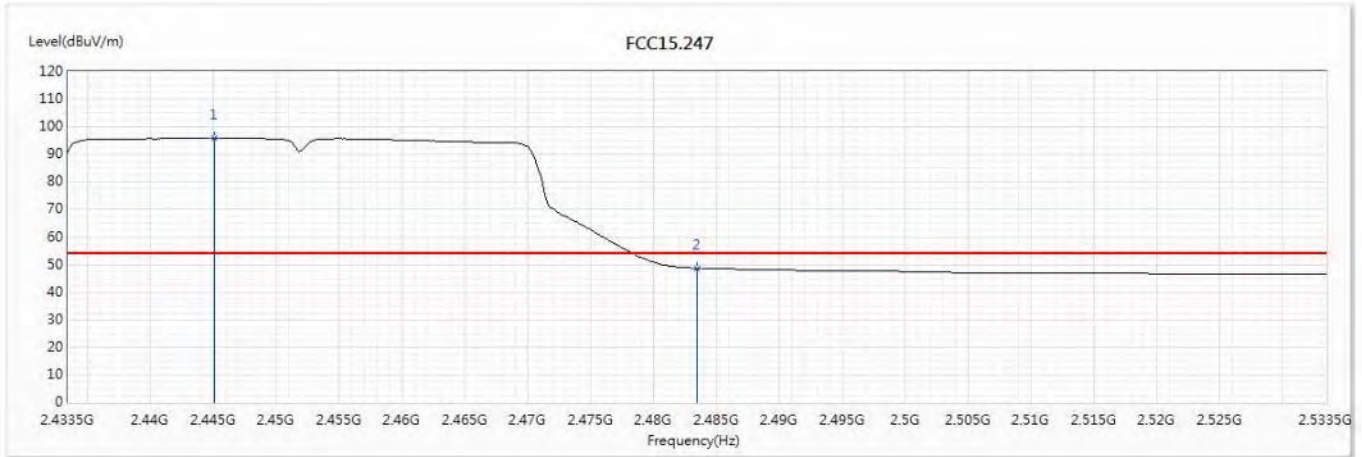
No	Frequency (MHz)	Emission Level (dBuV/m)	Limit (dBuV/m)	Margin (dB)	Reading Level (dBuV)	Correct Factor (dB/m)	Detector Type
1	2454.4	108.63	--	--	97.04	11.59	PK
2	2483.5	67.03	74.00	-6.97	55.35	11.68	PK
3	2483.8	67.53	74.00	-6.47	55.85	11.68	PK

Note:

1. All readings above 1GHz are performed with peak and/or average measurements as necessary.
2. Measurement Level = Reading Level + Correct Factor.
3. The average measurement was not performed when the peak measured data under the limit of average detection.

Product : Intel® Wireless-AC 9560
 Test Item : Band Edge
 Test Date : 2019/11/19
 Test Mode : Mode 10 MIMO: Transmit (802.11n-40BW_30Mbps) (2452MHz)

Vertical



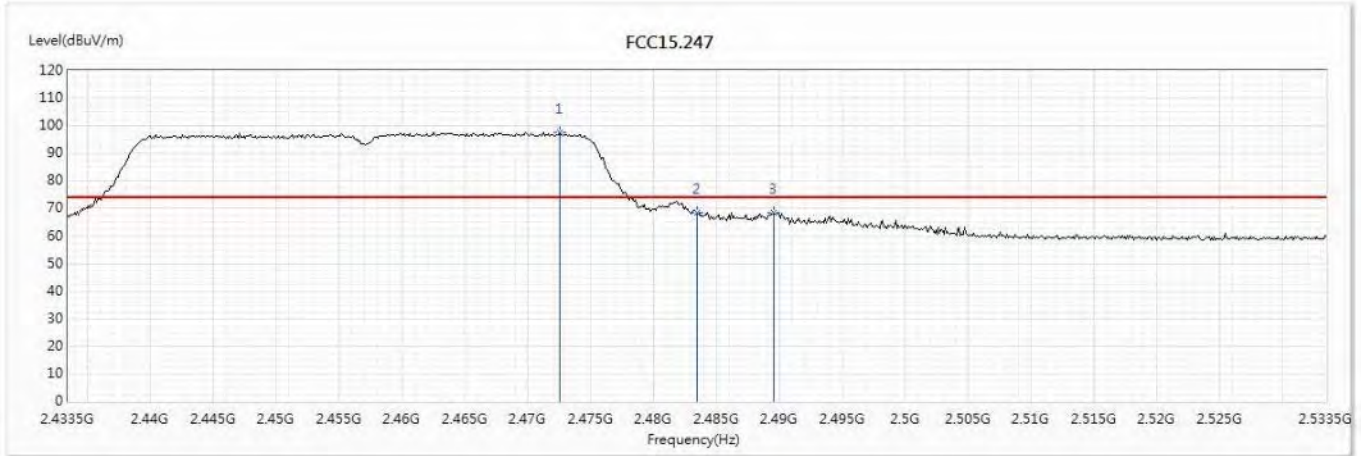
No	Frequency (MHz)	Emission Level (dBuV/m)	Limit (dBuV/m)	Margin (dB)	Reading Level (dBuV)	Correct Factor (dB/m)	Detector Type
1	2445.1	96.00	--	--	84.42	11.58	AV
2	2483.5	48.71	54.00	-5.29	37.03	11.68	AV

Note:

1. All readings above 1GHz are performed with peak and/or average measurements as necessary.
2. Measurement Level = Reading Level + Correct Factor.
3. The average measurement was not performed when the peak measured data under the limit of average detection.

Product : Intel® Wireless-AC 9560
 Test Item : Band Edge
 Test Date : 2019/11/19
 Test Mode : Mode 10 MIMO: Transmit (802.11n-40BW_30Mbps) (2457MHz)

Horizontal



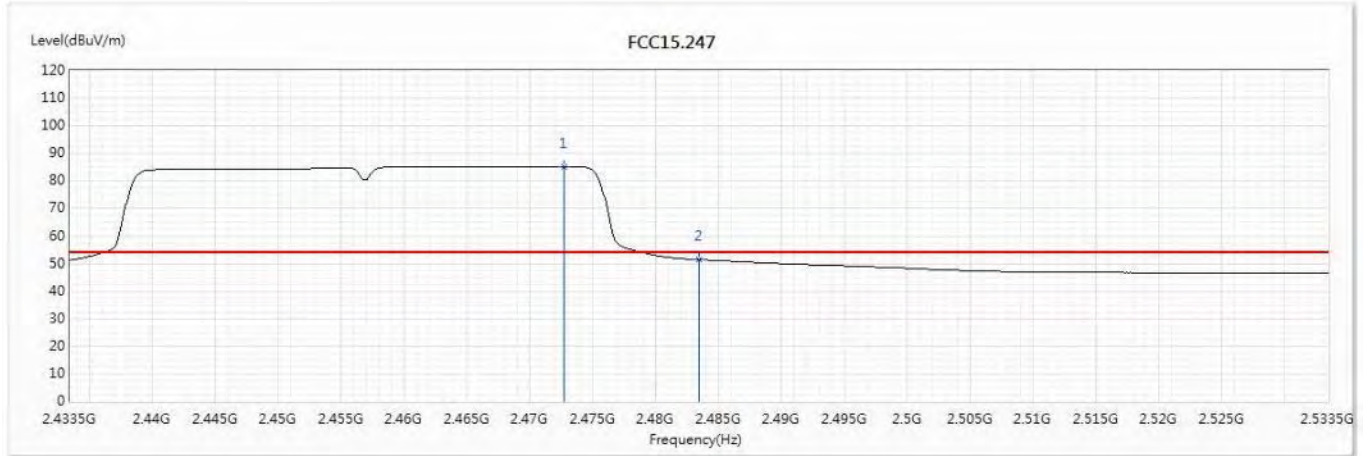
No	Frequency (MHz)	Emission Level (dBuV/m)	Limit (dBuV/m)	Margin (dB)	Reading Level (dBuV)	Correct Factor (dB/m)	Detector Type
1	2472.6	97.49	--	--	85.83	11.66	PK
2	2483.5	68.59	74.00	-5.41	56.91	11.68	PK
3	2489.6	68.66	74.00	-5.34	56.97	11.69	PK

Note:

1. All readings above 1GHz are performed with peak and/or average measurements as necessary.
2. Measurement Level = Reading Level + Correct Factor.
3. The average measurement was not performed when the peak measured data under the limit of average detection.

Product : Intel® Wireless-AC 9560
 Test Item : Band Edge
 Test Date : 2019/11/19
 Test Mode : Mode 10 MIMO: Transmit (802.11n-40BW_30Mbps) (2457MHz)

Horizontal



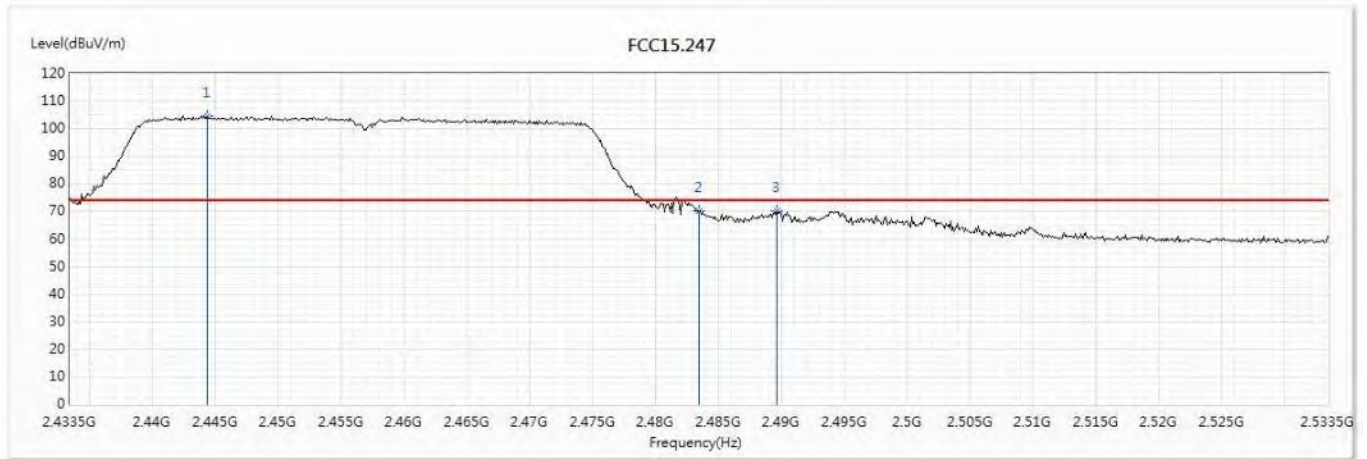
No	Frequency (MHz)	Emission Level (dBuV/m)	Limit (dBuV/m)	Margin (dB)	Reading Level (dBuV)	Correct Factor (dB/m)	Detector Type
1	2472.8	85.32	--	--	73.66	11.66	AV
2	2483.5	51.37	54.00	-2.63	39.69	11.68	AV

Note:

1. All readings above 1GHz are performed with peak and/or average measurements as necessary.
2. Measurement Level = Reading Level + Correct Factor.
3. The average measurement was not performed when the peak measured data under the limit of average detection.

Product : Intel® Wireless-AC 9560
 Test Item : Band Edge
 Test Date : 2019/11/19
 Test Mode : Mode 10 MIMO: Transmit (802.11n-40BW_30Mbps) (2457MHz)

Vertical



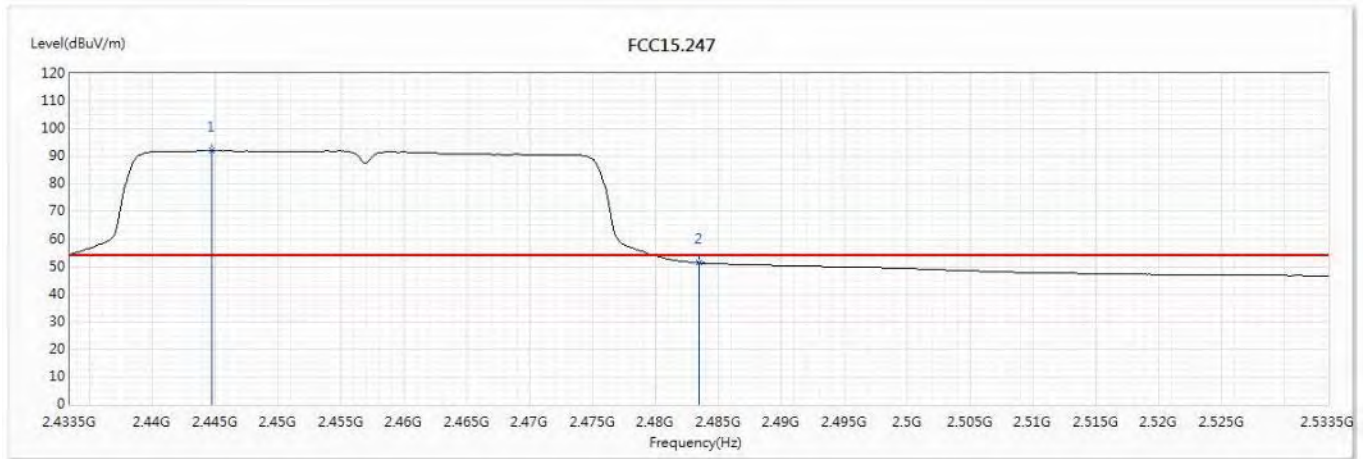
No	Frequency (MHz)	Emission Level (dBuV/m)	Limit (dBuV/m)	Margin (dB)	Reading Level (dBuV)	Correct Factor (dB/m)	Detector Type
1	2444.4	104.77	--	--	93.19	11.58	PK
2	2483.5	70.31	74.00	-3.69	58.63	11.68	PK
3	2489.7	70.35	74.00	-3.65	58.66	11.69	PK

Note:

1. All readings above 1GHz are performed with peak and/or average measurements as necessary.
2. Measurement Level = Reading Level + Correct Factor.
3. The average measurement was not performed when the peak measured data under the limit of average detection.

Product : Intel® Wireless-AC 9560
 Test Item : Band Edge
 Test Date : 2019/11/19
 Test Mode : Mode 10 MIMO: Transmit (802.11n-40BW_30Mbps) (2457MHz)

Vertical



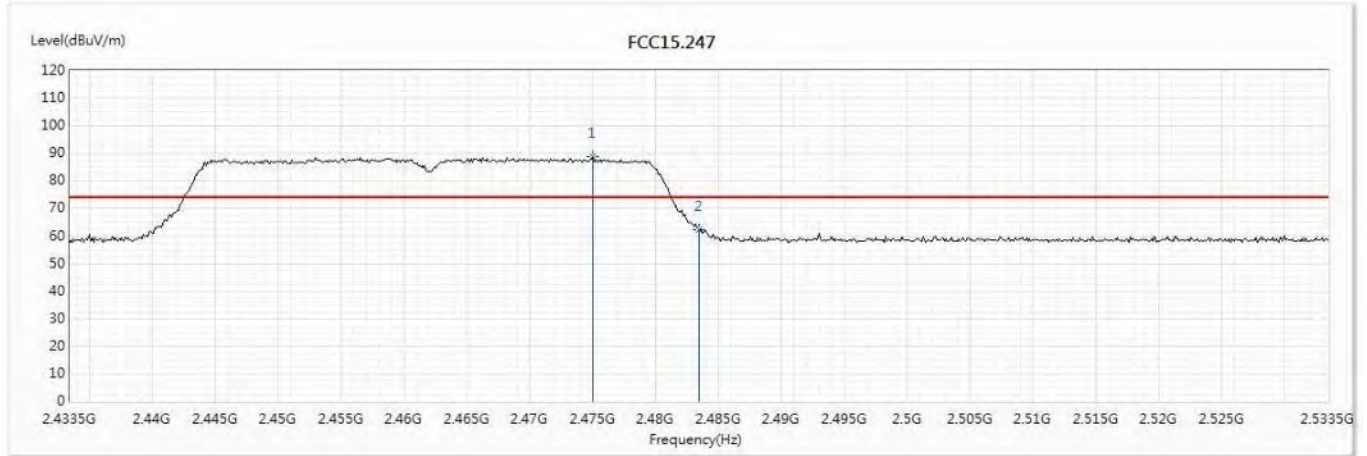
No	Frequency (MHz)	Emission Level (dBuV/m)	Limit (dBuV/m)	Margin (dB)	Reading Level (dBuV)	Correct Factor (dB/m)	Detector Type
1	2444.8	92.09	--	--	80.51	11.58	AV
2	2483.5	51.34	54.00	-2.66	39.66	11.68	AV

Note:

1. All readings above 1GHz are performed with peak and/or average measurements as necessary.
2. Measurement Level = Reading Level + Correct Factor.
3. The average measurement was not performed when the peak measured data under the limit of average detection.

Product : Intel® Wireless-AC 9560
 Test Item : Band Edge
 Test Date : 2019/11/19
 Test Mode : Mode 10 MIMO: Transmit (802.11n-40BW_30Mbps) (2462MHz)

Horizontal



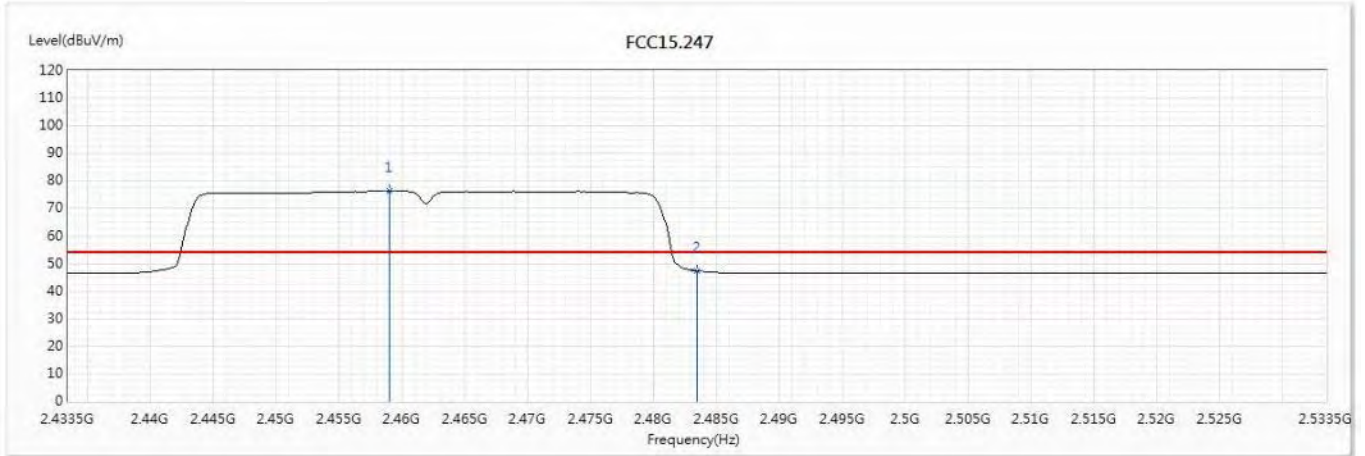
No	Frequency (MHz)	Emission Level (dBuV/m)	Limit (dBuV/m)	Margin (dB)	Reading Level (dBuV)	Correct Factor (dB/m)	Detector Type
1	2475	88.72	--	--	77.06	11.66	PK
2	2483.5	62.18	74.00	-11.82	50.50	11.68	PK

Note:

1. All readings above 1GHz are performed with peak and/or average measurements as necessary.
2. Measurement Level = Reading Level + Correct Factor.
3. The average measurement was not performed when the peak measured data under the limit of average detection.

Product : Intel® Wireless-AC 9560
 Test Item : Band Edge
 Test Date : 2019/11/19
 Test Mode : Mode 10 MIMO: Transmit (802.11n-40BW_30Mbps) (2462MHz)

Horizontal



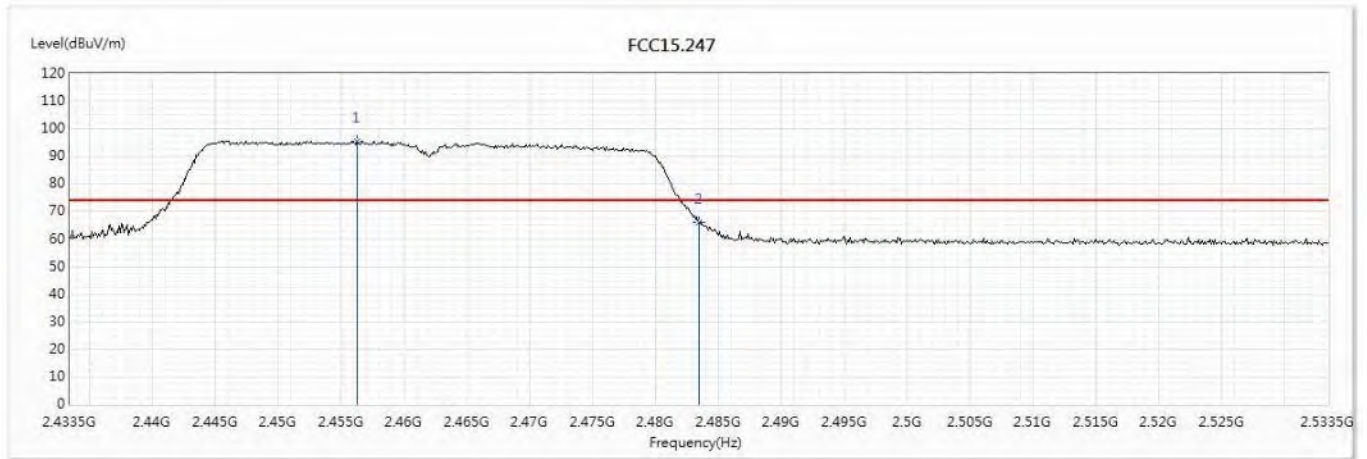
No	Frequency (MHz)	Emission Level (dBuV/m)	Limit (dBuV/m)	Margin (dB)	Reading Level (dBuV)	Correct Factor (dB/m)	Detector Type
1	2459	76.36	--	--	64.75	11.61	AV
2	2483.5	47.38	54.00	-6.62	35.70	11.68	AV

Note:

1. All readings above 1GHz are performed with peak and/or average measurements as necessary.
2. Measurement Level = Reading Level + Correct Factor.
3. The average measurement was not performed when the peak measured data under the limit of average detection.

Product : Intel® Wireless-AC 9560
 Test Item : Band Edge
 Test Date : 2019/11/19
 Test Mode : Mode 10 MIMO: Transmit (802.11n-40BW_30Mbps) (2462MHz)

Vertical



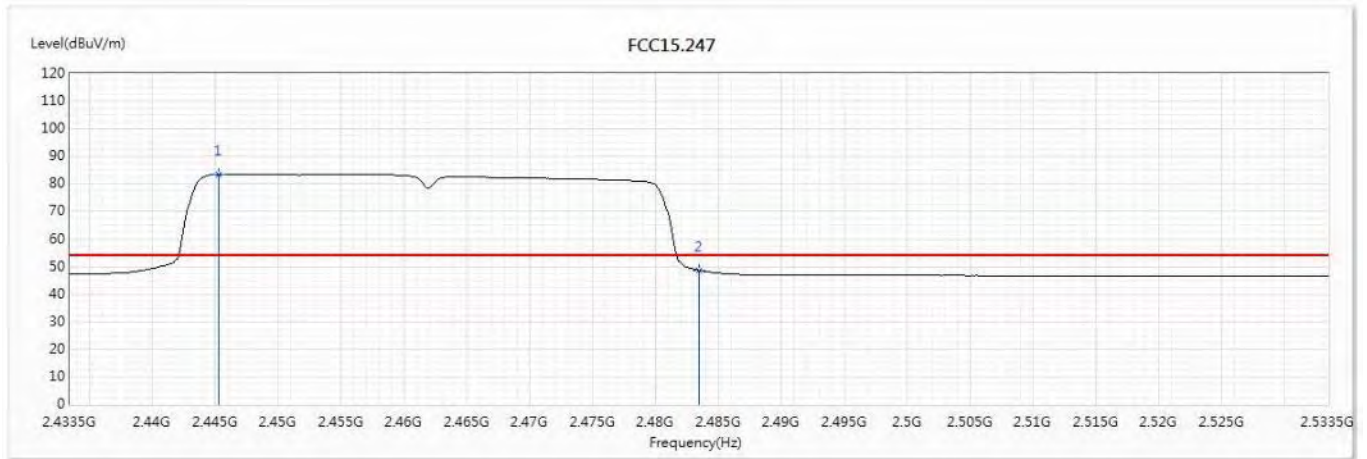
No	Frequency (MHz)	Emission Level (dBuV/m)	Limit (dBuV/m)	Margin (dB)	Reading Level (dBuV)	Correct Factor (dB/m)	Detector Type
1	2456.3	95.58	--	--	83.99	11.59	PK
2	2483.5	66.14	74.00	-7.86	54.46	11.68	PK

Note:

1. All readings above 1GHz are performed with peak and/or average measurements as necessary.
2. Measurement Level = Reading Level + Correct Factor.
3. The average measurement was not performed when the peak measured data under the limit of average detection.

Product : Intel® Wireless-AC 9560
 Test Item : Band Edge
 Test Date : 2019/11/19
 Test Mode : Mode 10 MIMO: Transmit (802.11n-40BW_30Mbps) (2462MHz)

Vertical



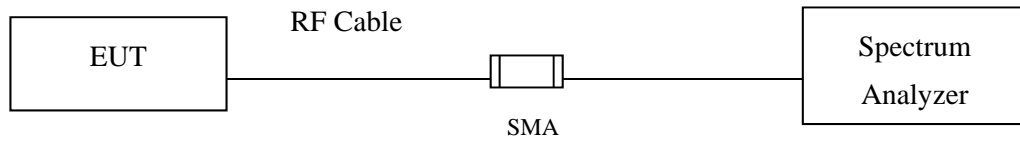
No	Frequency (MHz)	Emission Level (dBuV/m)	Limit (dBuV/m)	Margin (dB)	Reading Level (dBuV)	Correct Factor (dB/m)	Detector Type
1	2445.3	83.52	--	--	71.94	11.58	AV
2	2483.5	48.70	54.00	-5.30	37.02	11.68	AV

Note:

1. All readings above 1GHz are performed with peak and/or average measurements as necessary.
2. Measurement Level = Reading Level + Correct Factor.
3. The average measurement was not performed when the peak measured data under the limit of average detection.

5. Duty Cycle

5.1. Test Setup



5.2. Test Procedure

The EUT was setup according to ANSI C63.10 2013; tested according to ANSI C63.10 2013 for compliance to FCC 47CFR 15.247 requirements.

5.3. Uncertainty

$\pm 2.31\text{msec}$

5.4. Test Result of Duty Cycle

Product : Intel® Wireless-AC 9560
Test Item : Duty Cycle
Test Mode : Mode 11 SISO A: Transmit

Duty Cycle Formula:

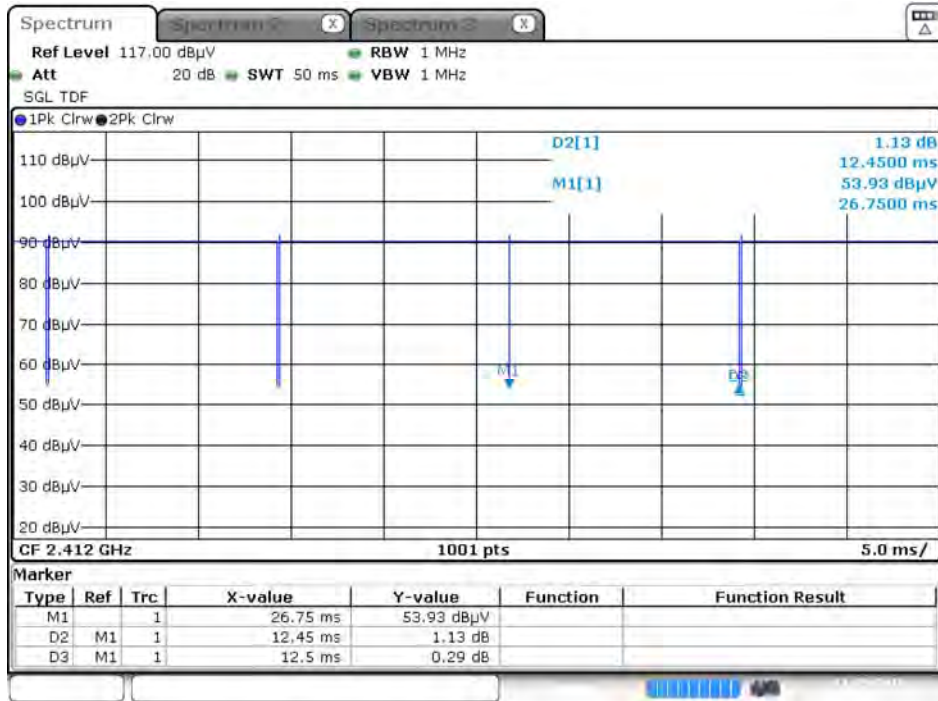
Duty Cycle = $Ton / (Ton + Toff)$

Duty Factor = $10 \text{ Log } (1/\text{Duty Cycle})$

Results:

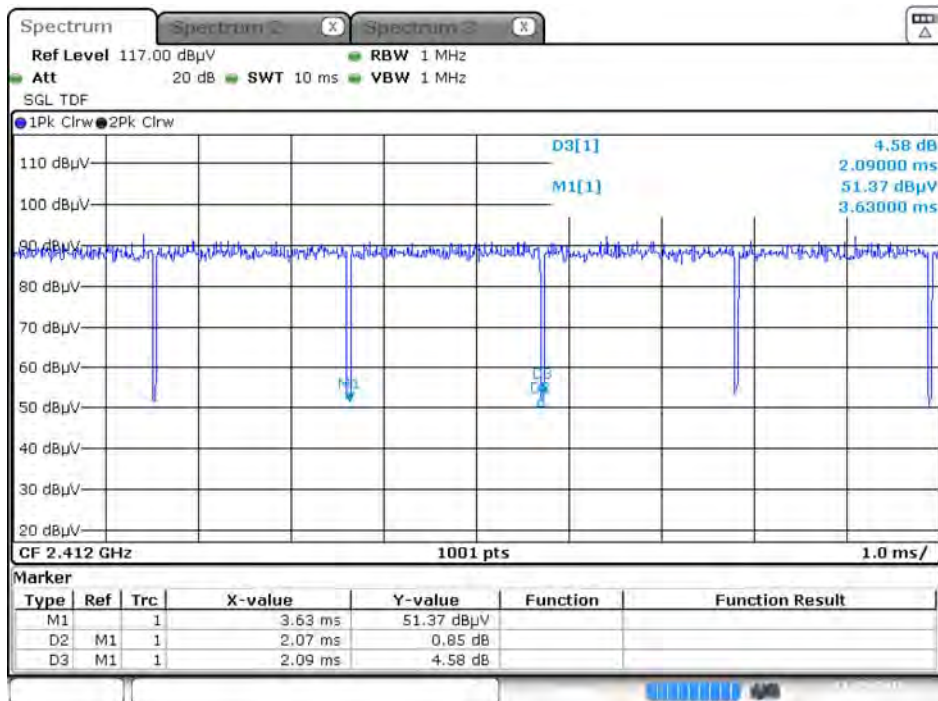
2.4GHz band	Ton (ms)	Ton + Toff (ms)	Duty Cycle (%)	Duty Factor (dB)
802.11b	12.4500	12.5000	99.60	0.02
802.11g	2.0700	2.0900	99.04	0.04
802.11n20	37.1700	37.3700	99.46	0.02
802.11n40	17.9700	18.0700	99.45	0.02

802.11b (SISO A)



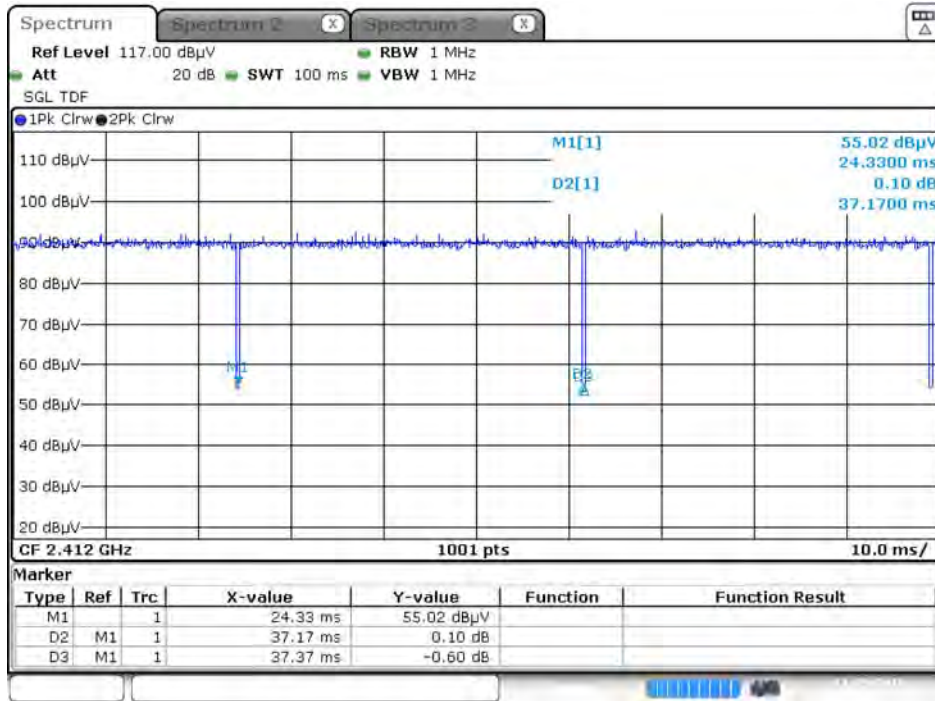
Date: 29.NOV.2019 01:39:52

802.11g (SISO A)



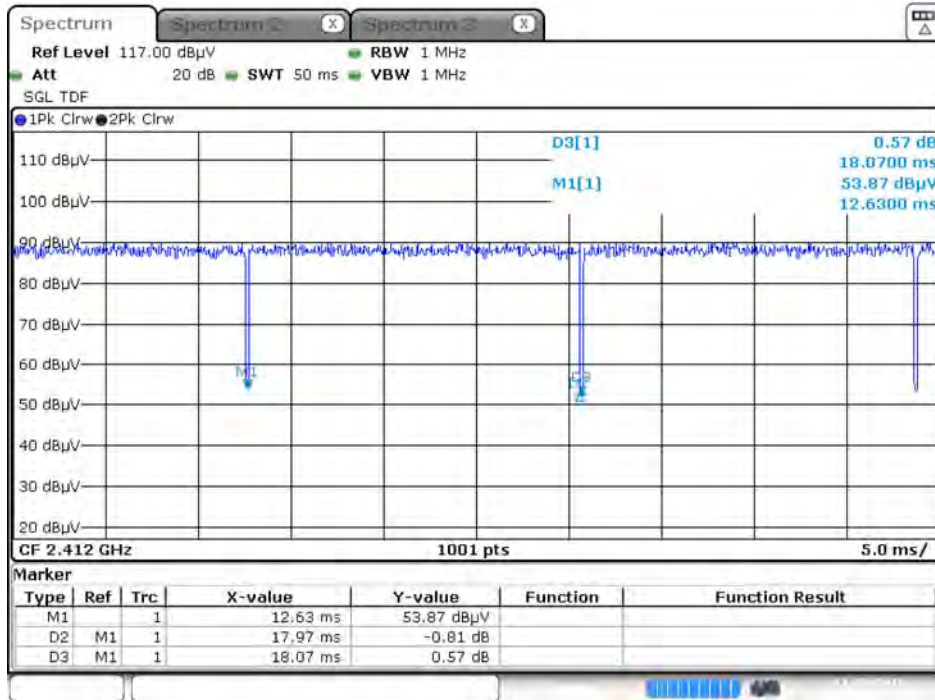
Date: 29.NOV.2019 01:41:08

802.11n20 (SISO A)



Date: 29.NOV.2019 01:42:20

802.11n40 (SISO A)



Date: 29.NOV.2019 01:44:05

Product : Intel® Wireless-AC 9560
Test Item : Duty Cycle
Test Mode : Mode 12 SISO B: Transmit

Duty Cycle Formula:

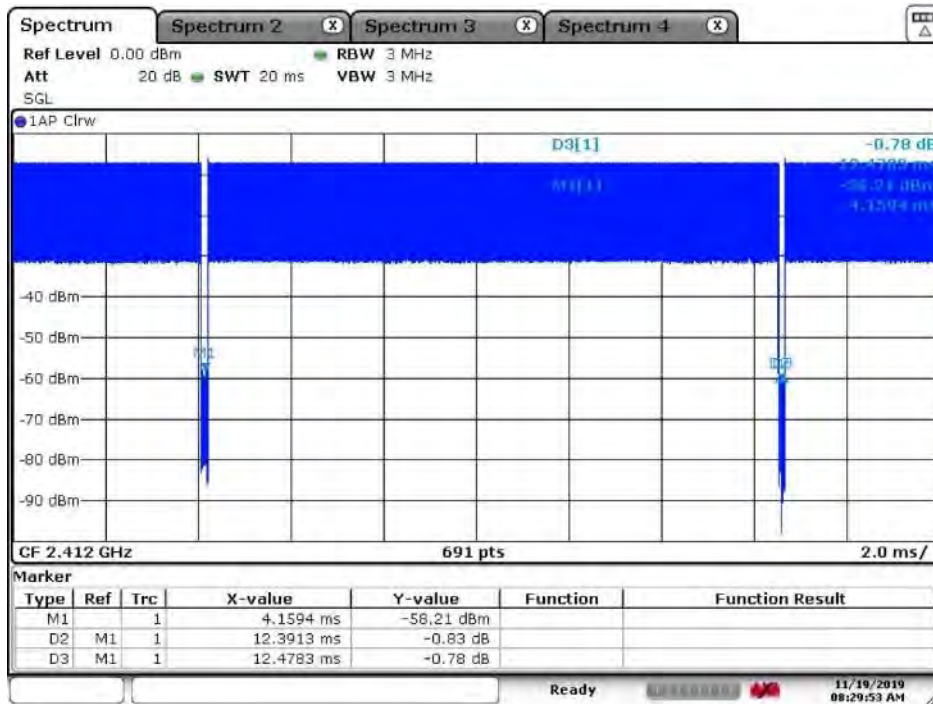
Duty Cycle = Ton / (Ton + Toff)

Duty Factor = 10 Log (1/Duty Cycle)

Results:

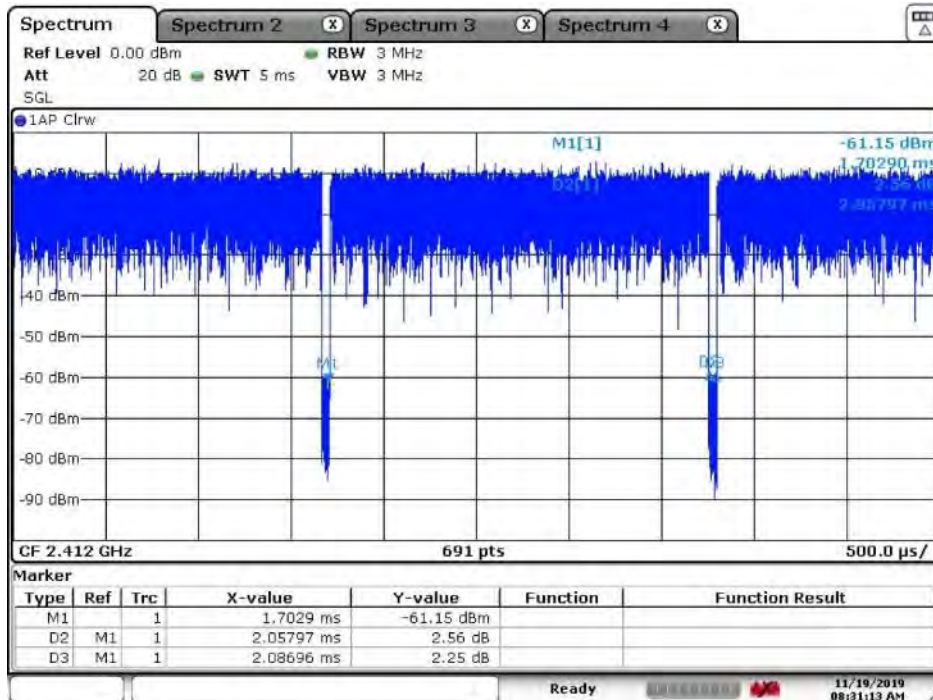
2.4GHz band	Ton (ms)	Ton + Toff (ms)	Duty Cycle (%)	Duty Factor (dB)
802.11b	12.3913	12.4783	99.30	0.03
802.11g	2.0580	2.0870	98.61	0.06
802.11n20	37.2000	37.4000	99.47	0.02
802.11n40	17.9500	18.0500	99.45	0.02

802.11b (SISO B)



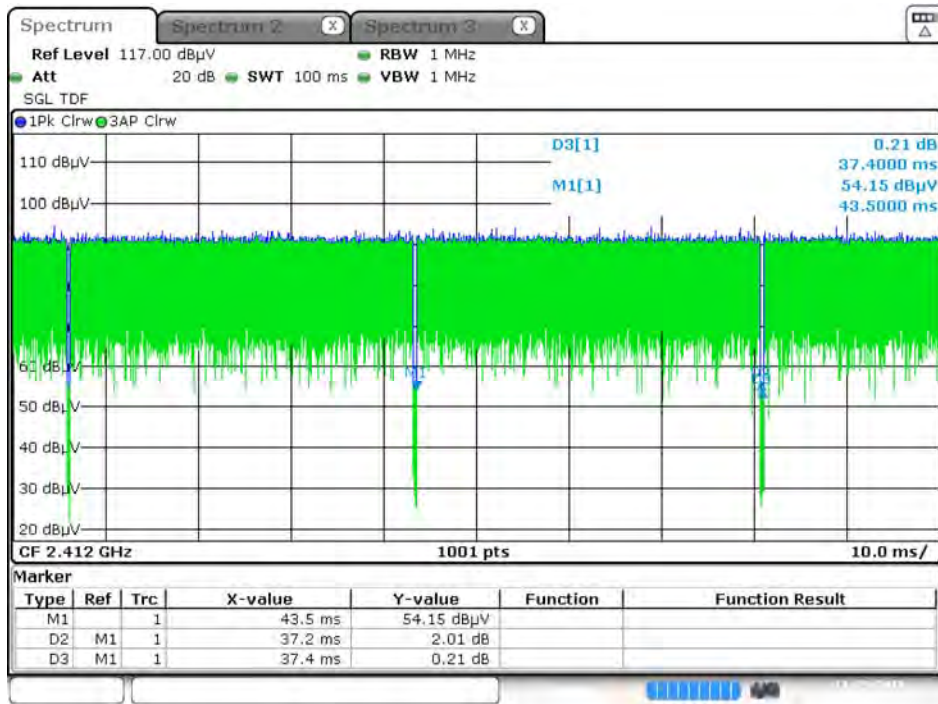
Date: 19.NOV.2019 08:29:53

802.11g (SISO B)



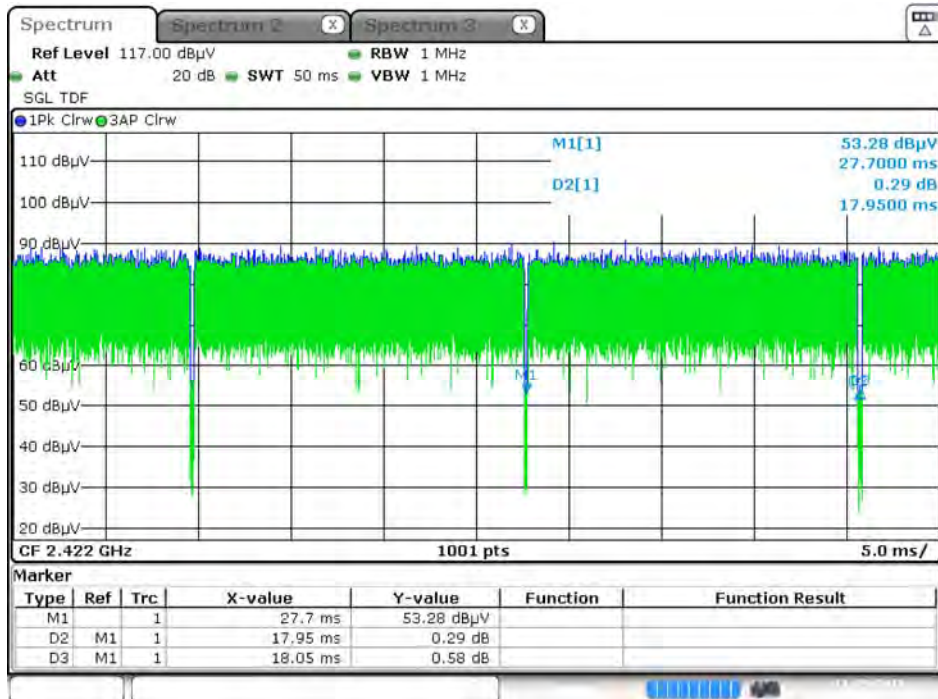
Date: 19.NOV.2019 08:31:14

802.11n20 (SISO B)



Date: 29.NOV.2019 07:21:16

802.11n40 (SISO B)



Date: 29.NOV.2019 07:22:26

Product : Intel® Wireless-AC 9560
Test Item : Duty Cycle
Test Mode : Mode 13 MIMO: Transmit

Duty Cycle Formula:

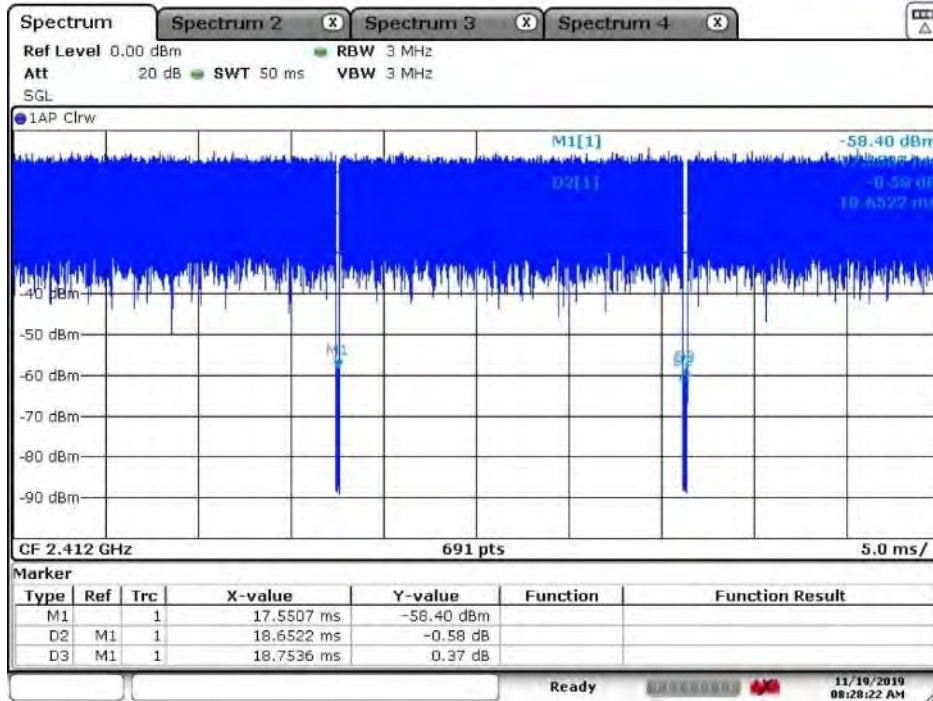
$Duty\ Cycle = T_{on} / (T_{on} + T_{off})$

$Duty\ Factor = 10\ Log\ (1/Duty\ Cycle)$

Results:

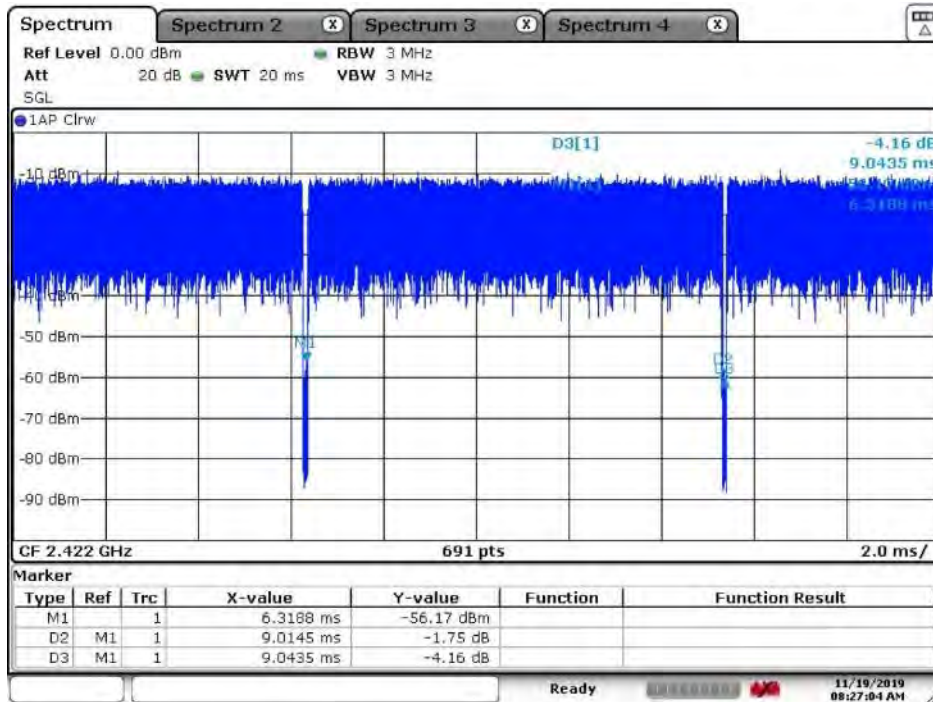
2.4GHz band	Ton (ms)	Ton + Toff (ms)	Duty Cycle (%)	Duty Factor (dB)
802.11n20	18.6522	18.7536	99.46	0.02
802.11n40	9.0145	9.0435	99.68	0.01

802.11n20 (MIMO)



Date: 19.NOV.2019 08:28:22

802.11n40 (MIMO)



Date: 19.NOV.2019 08:27:04

6. EMI Reduction Method During Compliance Testing

No modification was made during testing.