

# FCC Test Report

## (Class II Permissive Change)

Product Name	Intel® Wireless-AC 9560
Model No	9560NGW
FCC ID	2AKHF9560NG

Applicant	TONGFANG HONGKONG (SUZHOU) LIMITED
Address	No. 10 Plant, Jianwu Phase III, Western Zone, Suzhou Industrial Park, Suzhou City, Jiangsu Province, 215000 China

Date of Receipt	Sep. 24, 2019
Issued Date	Nov. 15, 2019
Report No.	1990351R-RFUSP11V00-C
Report Version	V1.0



The test results relate only to the samples tested.

The test results shown in the test report are traceable to the national/international standard through the calibration of the equipment and evaluated measurement uncertainty herein.

This report must not be used to claim product endorsement by TAF or any agency of the government.

The test report shall not be reproduced without the written approval of DEKRA Testing and Certification Co., Ltd.

# Test Report

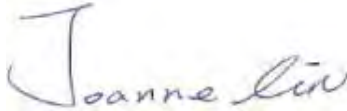
Issued Date: Nov. 15, 2019

Report No.: 1990351R-RFUSP11V00-C



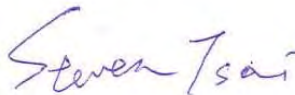
Product Name	Intel® Wireless-AC 9560
Applicant	TONGFANG HONGKONG (SUZHOU) LIMITED
Address	No. 10 Plant, Jianwu Phase III, Western Zone, Suzhou Industrial Park, Suzhou City, Jiangsu Province, 215000 China
Manufacturer	INTEL CORPORATION SAS
Model No.	9560NGW
FCC ID.	2AKHF9560NG
EUT Rated Voltage	DC 3.3V
EUT Test Voltage	DC 3.3V (Power by Test Platform)
Trade Name	Intel
Applicable Standard	FCC CFR Title 47 Part 15 Subpart E ANSI C63.4: 2014, ANSI C63.10: 2013 KDB Publication 789033
Test Result	Complied

Documented By :



( Senior Adm. Specialist / Joanne Lin )

Tested By :



( Senior Engineer / Steven Tsai )

Approved By :



( Director / Vincent Lin )

## TABLE OF CONTENTS

Description	Page
<b>1. GENERAL INFORMATION.....</b>	<b>5</b>
1.1. EUT Description.....	5
1.2. Operational Description.....	8
1.3. Tested System Details.....	9
1.4. Configuration of tested System.....	10
1.5. EUT Exercise Software .....	10
1.6. Test Facility.....	11
1.7. List of Test Equipment.....	12
1.8. Uncertainty .....	13
<b>2. Conducted Emission .....</b>	<b>14</b>
2.1. Test Setup.....	14
2.2. Limits.....	14
2.3. Test Procedure.....	15
2.4. Uncertainty .....	15
2.5. Test Result of Conducted Emission .....	16
<b>3. Maximun conducted output power.....</b>	<b>21</b>
3.1. Test Setup.....	21
3.2. Limits.....	22
3.3. Test Procedure.....	23
3.4. Uncertainty .....	23
3.5. Test Result of Maximum conducted output power .....	24
<b>4. Radiated Emission.....</b>	<b>70</b>
4.1. Test Setup.....	70
4.2. Limits.....	71
4.3. Test Procedure.....	72
4.4. Uncertainty .....	73
4.5. Test Result of Radiated Emission .....	74
<b>5. Band Edge.....</b>	<b>200</b>
5.1. Test Setup.....	200
5.2. Limits.....	201
5.3. Test Procedure.....	201

---

5.4.	Uncertainty .....	202
5.5.	Test Result of Band Edge.....	203
<b>6.</b>	<b>Duty Cycle.....</b>	<b>289</b>
6.1.	Test Setup.....	289
6.2.	Test Procedure.....	289
6.3.	Uncertainty .....	289
6.4.	Test Result of Duty Cycle.....	290
<b>7.</b>	<b>EMI Reduction Method During Compliance Testing .....</b>	<b>294</b>
Attachment 1: EUT Test Photographs		
Attachment 2: EUT Detailed Photographs		

## 1. GENERAL INFORMATION

### 1.1. EUT Description

Product Name	Intel® Wireless-AC 9560
Trade Name	Intel
FCC ID.	2AKHF9560NG
Model No.	9560NGW
Frequency Range	802.11a/n-20MHz: 5180-5320MHz, 5500-5700MHz, 5720 MHz, 5745-5825MHz 802.11n-40MHz: 5190-5310MHz, 5510-5670MHz, 5710 MHz, 5755-5795MHz 802.11ac-80MHz: 5210-5290MHz, 5530-5690MHz, 5775MHz 802.11ac-160MHz: 5250MHz, 5570MHz
Number of Channels	802.11a/n-20MHz: 25, 802.11n-40MHz: 12 802.11ac-80MHz: 6, 802.11ac-160MHz: 2
Data Rate	802.11a: 6 - 54Mbps 802.11n: up to 300Mbps 802.11ac: up to 1733.3Mbps
Type of Modulation	802.11a/n/ac: OFDM, BPSK, QPSK, 16QAM, 64QAM, 256QAM
Antenna type	PIFA Antenna
Channel Control	Auto
Antenna Gain	Refer to the table “Antenna List”
Test Platform	Product name: Notebook PC Brand: TONGFANG Model number: GK5CP5Y;GK5CP6Y;GK5CP0Y;GK5CP7Y;GK5CR0Y
Power Adapter	MFR: Chicony, M/N: A17-230P1A Input: AC 100-240V, 50-60Hz, 3.5A Output: DC 19.5V, 11.8A Cable Out: Non-shielded, 1.1m with two ferrite core bonded.

#### Antenna List

No.	Manufacturer	Part No.	Antenna Type	Peak Gain
1	Auden	ANTRG5Y119-1801(Main) ANTRG5Y119-1802(Aux)	PIFA Antenna	6.10dBi for 5.150-5.250 GHz 5.84dBi for 5.250-5.350 GHz 6.74dBi for 5.470-5.725 GHz 5.34dBi for 5.725~5.850 GHz

Note: The antenna of EUT is conform to FCC 15.203.

## 802.11a/n-20MHz Center Working Frequency of Each Channel:

Channel	Frequency	Channel	Frequency	Channel	Frequency	Channel	Frequency
Channel 036:	5180 MHz	Channel 040:	5200 MHz	Channel 044:	5220 MHz	Channel 048:	5240 MHz
Channel 052:	5260 MHz	Channel 056:	5280 MHz	Channel 060:	5300 MHz	Channel 064:	5320 MHz
Channel 100:	5500 MHz	Channel 104:	5520 MHz	Channel 108:	5540 MHz	Channel 112:	5560 MHz
Channel 116:	5580 MHz	Channel 120:	5600 MHz	Channel 124:	5620 MHz	Channel 128:	5640 MHz
Channel 132:	5660 MHz	Channel 136:	5680 MHz	Channel 140:	5700 MHz	Channel 144:	5720 MHz
Channel 149:	5745 MHz	Channel 153:	5765 MHz	Channel 157:	5785 MHz	Channel 161:	5805 MHz
Channel 165:	5825 MHz						

## 802.11n-40MHz Center Working Frequency of Each Channel:

Channel	Frequency	Channel	Frequency	Channel	Frequency	Channel	Frequency
Channel 038:	5190 MHz	Channel 046:	5230 MHz	Channel 054:	5270 MHz	Channel 062:	5310 MHz
Channel 102:	5510 MHz	Channel 110:	5550 MHz	Channel 118:	5590 MHz	Channel 126:	5630 MHz
Channel 134:	5670 MHz	Channel 142:	5710 MHz	Channel 151:	5755 MHz	Channel 159:	5795 MHz

## 802.11ac-80MHz Center Working Frequency of Each Channel:

Channel	Frequency	Channel	Frequency	Channel	Frequency	Channel	Frequency
Channel 042:	5210 MHz	Channel 058:	5290 MHz	Channel 106:	5530 MHz	Channel 122:	5610 MHz
Channel 138:	5690 MHz	Channel 155:	5775 MHz				

## 802.11ac-160MHz Center Working Frequency of Each Channel:

Channel	Frequency	Channel	Frequency
Channel 50:	5250 MHz	Channel 114:	5570 MHz

Note:

1. This device is a Intel® Wireless-AC 9560 with a built-in WLAN (802.11a/b/g/n/ac) with Bluetooth (5.0 and V3.0+HS, V2.1+EDR) transceiver, this report for 5GHz WLAN.
2. Regarding to the operation frequency, the lowest, middle and highest frequency are selected to perform the test.
3. Lowest and highest data rates are tested in each mode. Only worst case is shown in the report.
4. At result of pretests, module supports dual-channel transmission, only the worst case is shown in the report. (802.11a is chain A(AUX port), 802.11n/ac is chain A+B(AUX +Main port))
5. These tests were conducted on a sample of the equipment for the purpose of demonstrating compliance of transmitter with Part 15 Subpart E for Unlicensed National Information Infrastructure devices.
6. This is to request a Class II permissive change for FCC ID: 2AKHF9560NG, originally granted on 03/16/2018.

The major change filed under this application is:

Change #1: Additional Chassis is added, Product name: Notebook PC, Brand: TONGFANG,

Model number: GK5CP5Y;GK5CP6Y;GK5CP0Y;GK5CP7Y;GK5CR0Y.

All models are listed as below:

Brand	Model No.	GPU (NVIDIA)	Difference
TONGFANG	GK5CP5Y	N18P-G0	All models are electrically identical and different model names are used to distinguish between different GPU specifications.
	GK5CP6Y	N18E-G0	
	GK5CR0Y	N18E-G1	
	GK5CP0Y	N18E-G1	
	GK5CP7Y	N18E-G2	

#2: Reduce the Output Power through firmware, and SAR measurement were evaluated.

(Only reduce Wi-Fi Output Power, Bluetooth Output Power haven't changes).

#3: Addition an antenna, the antenna type is same, the antenna gain is higher than the original application.

Test Mode	Mode 1: Transmit (802.11a_6Mbps) Mode 2: Transmit (802.11n-20BW_14.4Mbps) Mode 3: Transmit (802.11n-40BW_30Mbps) Mode 4: Transmit (802.11ac-80BW_65Mbps) Mode 5: Transmit (802.11ac-160BW_130Mbps) Mode 6: Transmit
-----------	--

### 1.3. Tested System Details

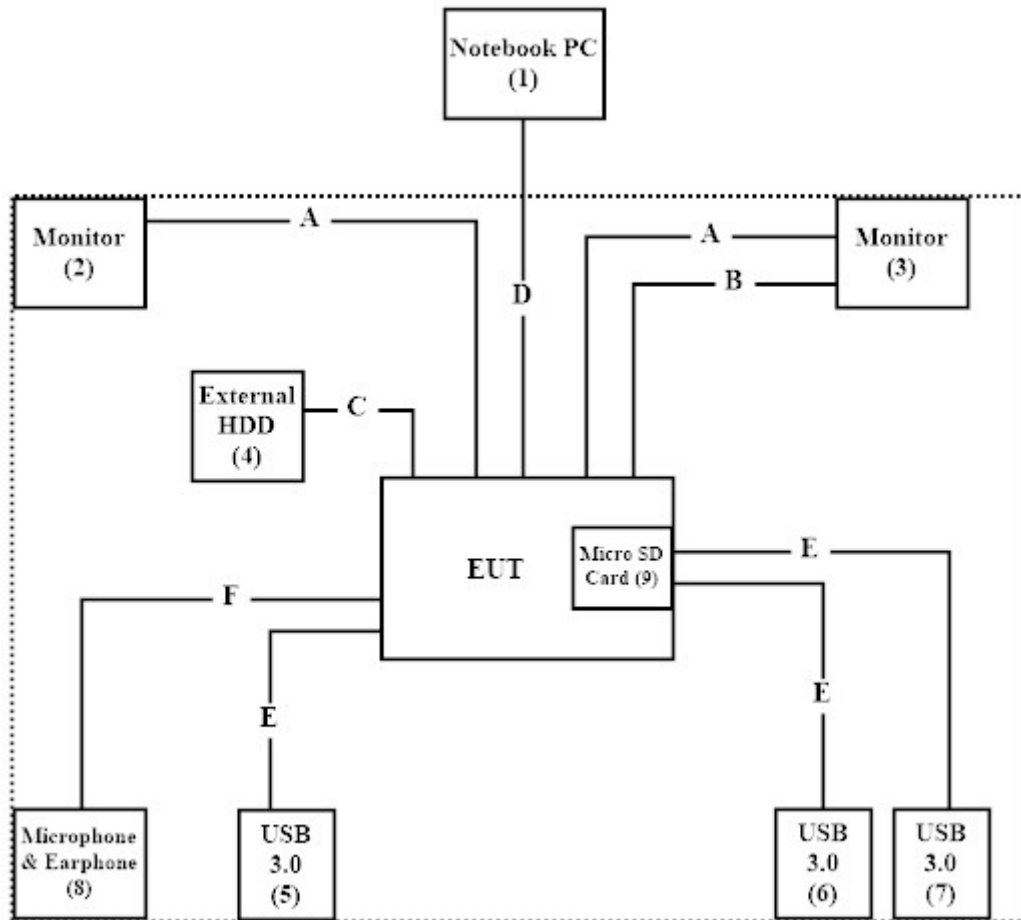
The types for all equipment, plus descriptions of all cables used in the tested system (including inserted cards) are:

Product	Manufacturer	Model No.	Serial No.	Power Cord	
1	Notebook PC	DELL	P62G	CY9FJC2	Non-Shielded, 1.8m
2	Monitor	DELL	P2314H	CN-0G9D5T-74445-62 0-295S-A01	Non-Shielded, 1.8m
3	Monitor	DELL	S2817Qt	CN-0GD45P-74445-6C R-002M-A01	Non-Shielded, 1.8m
4	External HDD	SanDisk	SabDisk Extreme 900	N/A	N/A
5	USB 3.0	Transcend	TS1TSJ25M3	D468623809	N/A
6	USB 3.0	Transcend	TS1TSJ25M3	D468623808	N/A
7	USB 3.0	Transcend	TS1TSJ25M3	D468623807	N/A
8	Microphone & Earphone	Lenovo	P830	N/A	N/A
9	Micro SD Card	Transcend	8GB	N/A	N/A

Signal Cable Type	Signal cable Description	
A	Display Cable	Shielded, 1.8m, two PCS.
B	HDMI Cable	Shielded, 1.8m
C	USB Cable	Shielded, 0.5m
D	LAN Cable	Non-shielded, 3m
E	USB Cable	Shielded, 0.4m, three PCS.
F	Microphone & Earphone Cable	Non-shielded, 2m



## 1.4. Configuration of tested System



## 1.5. EUT Exercise Software

1. Setup the EUT as shown in Section 1.4.
2. Execute software “DRTU 11.1923.0-09721” on the EUT.
3. Configure the test mode, the test channel, and the data rate.
4. Press “OK” to start the continuous Transmit.
5. Verify that the EUT works properly.

## 1.6. Test Facility

Ambient conditions in the laboratory:

Items	Required (IEC 68-1)	Actual
Temperature (°C)	15-35	20-35
Humidity (%RH)	25-75	50-65
Barometric pressure (mbar)	860-1060	950-1000

**USA : FCC Registration Number: TW0023**

**Canada : IC Registration Number: 4075A**

Site Description : Accredited by TAF  
: Accredited Number: 3023

Test Laboratory : DEKRA Testing and Certification Co., Ltd.  
Address : No.159, Sec. 2, Wenhua 1st Rd., Linkou Dist.,  
New Taipei City 24457, Taiwan, R.O.C.

Phone number : 886-2-2602-7968  
Fax number : 866-2-2602-3286  
Email address : [info.tw@dekra.com](mailto:info.tw@dekra.com)  
Website : <http://www.dekra.com.tw>

## 1.7. List of Test Equipment

### For Conduction measurements /ASR1

	Equipment	Manufacturer	Model No.	Serial No.	Cali. Data	Due. Data
X	EMI Test Receiver	R&S	ESR7	101601	2019.05.13	2020.05.12
X	Two-Line V-Network	R&S	ENV216	101306	2019.03.11	2020.03.10
X	Two-Line V-Network	R&S	ENV216	101307	2019.04.03	2020.04.02
X	Coaxial Cable	Quietek	RG400_BNC	RF001	2019.05.24	2020.05.23

Note:

1. All equipments are calibrated every one year.
2. The test instruments marked with “X” are used to measure the final test results.
3. Test Software version : QuieTek EMI System V2.1.113.

### For Conducted measurements /ASR2

	Equipment	Manufacturer	Model No.	Serial No.	Cali. Data	Due. Data
X	Spectrum Analyzer	R&S	FSV30	103466	2018.12.22	2019.12.21
X	Peak Power Analyzer	KEYSIGHT	8900B	MY51000539	2019.06.27	2020.06.26
X	Power Sensor	KEYSIGHT	N1923A	MY59240002	2019.06.27	2020.06.26
X	Power Sensor	KEYSIGHT	N1923A	MY59240003	2019.06.27	2020.06.26
	Bluetooth Tester	R&S	CBT	101238	2019.01.21	2020.01.20

Note:

1. All equipments are calibrated every one year.
2. The test instruments marked with “X” are used to measure the final test results.
3. Test Software version : DEKRA Conduction Test System V9.0.5.

### For Radiated measurements /ACB1

	Equipment	Manufacturer	Model No.	Serial No.	Cali. Data	Due. Data
X	Loop Antenna	AMETEK	HLA6121	49611	2019.02.22	2020.02.21
X	Bi-Log Antenna	SCHWARZBECK	VULB9168	9168-674	2019.04.23	2020.04.22
X	Horn Antenna	ETS-Lindgren	3117	00203800	2018.12.11	2019.12.10
X	Horn Antenna	Com-Power	AH-840	101087	2019.05.30	2020.05.29
X	Pre-Amplifier	EMCI	EMC001330	980316	2019.06.14	2020.06.13
X	Pre-Amplifier	EMCI	EMC051835SE	980311	2019.06.13	2020.06.12
X	Pre-Amplifier	EMCI	EMC05820SE	980310	2019.06.24	2020.06.23
X	Pre-Amplifier	EMCI	EMC184045SE	980314	2019.05.28	2020.05.27
	Filter	MICRO TRONICS	BRM50702	G251	2019.09.03	2020.09.02
X	Filter	MICRO TRONICS	BRM50716	G188	2019.09.03	2020.09.02
X	EMI Test Receiver	R&S	ESR7	101602	2018.12.17	2019.12.16
X	Spectrum Analyzer	R&S	FSV40	101148	2019.02.20	2020.02.19
X	Coaxial Cable	SUHNER	SUCOFLEX 106	RF002	2019.05.25	2020.05.24
X	Mircoflex Cable	HUBER SUHNER	SUCOFLEX 102	MY3381/2	2019.05.28	2020.05.27

Note:

1. All equipments are calibrated every one year.
2. The test instruments marked with “X” are used to measure the final test results.
3. Test Software version : QuieTek EMI System V2.1.113.

## 1.8. Uncertainty

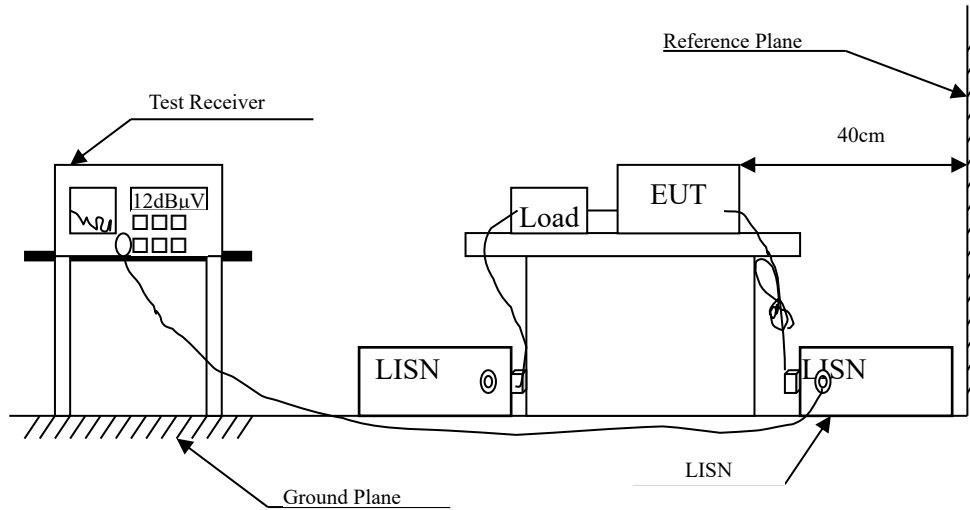
Uncertainties have been calculated according to the DEKRA internal document, and is described in each test chapter of this report.

The reported expanded uncertainties are based on a standard uncertainty multiplied by a coverage factor of  $k=2$ , providing a level of confidence of approximately 95%.

Measurement uncertainties evaluated for each testing system and associated connections are given here to provide the system information for reference. Compliance determinations do not take into account measurement uncertainties for each testing system, but are based on the results of the compliance measurement.

## 2. Conducted Emission

### 2.1. Test Setup



### 2.2. Limits

FCC Part 15 Subpart C Paragraph 15.207 (dB $\mu$ V) Limit		
Frequency MHz	Limits	
	QP	AV
0.15 - 0.50	66-56	56-46
0.50-5.0	56	46
5.0 - 30	60	50

Remarks : In the above table, the tighter limit applies at the band edges.

### 2.3. Test Procedure

The EUT and simulators are connected to the main power through a line impedance stabilization network (L.I.S.N.). This provides a 50 ohm /50uH coupling impedance for the measuring equipment. The peripheral devices are also connected to the main power through a LISN that provides a 50ohm /50uH coupling impedance with 50ohm termination. (Please refers to the block diagram of the test setup and photographs.)

Both sides of A.C. line are checked for maximum conducted interference. In order to find the maximum emission, the relative positions of equipment and all of the interface cables must be changed according to ANSI C63.4:2014 on conducted measurement.

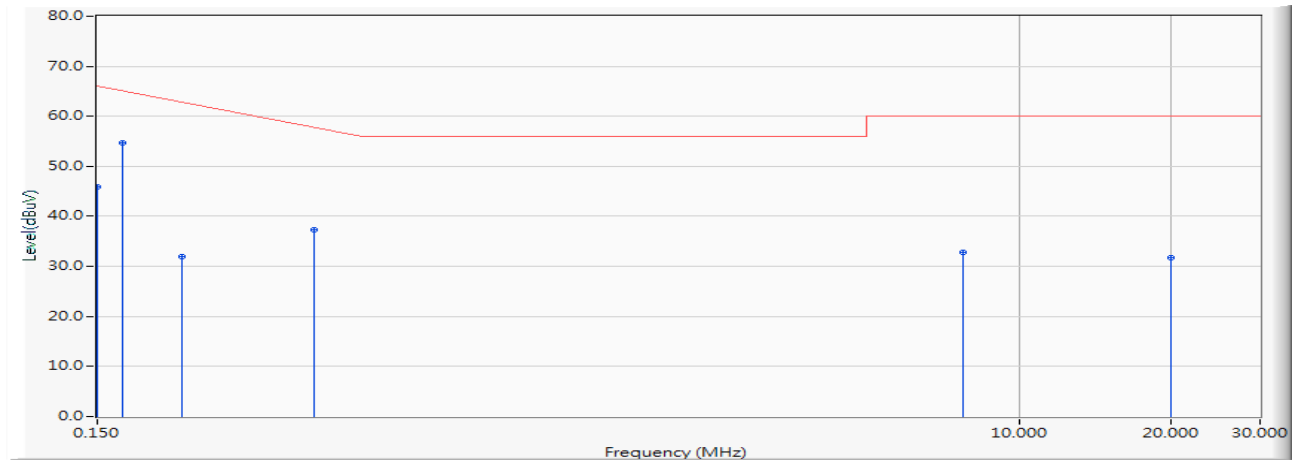
Conducted emissions were investigated over the frequency range from 0.15MHz to 30MHz using a receiver bandwidth of 9kHz.

### 2.4. Uncertainty

±2.35dB

## 2.5. Test Result of Conducted Emission

Product : Intel® Wireless-AC 9560  
 Test Item : Conducted Emission Test  
 Power Line : Line 1  
 Test Mode : Mode 5: Transmit (802.11ac-160BW\_130Mbps) (5250MHz)  
 Test Date : 2019/10/23

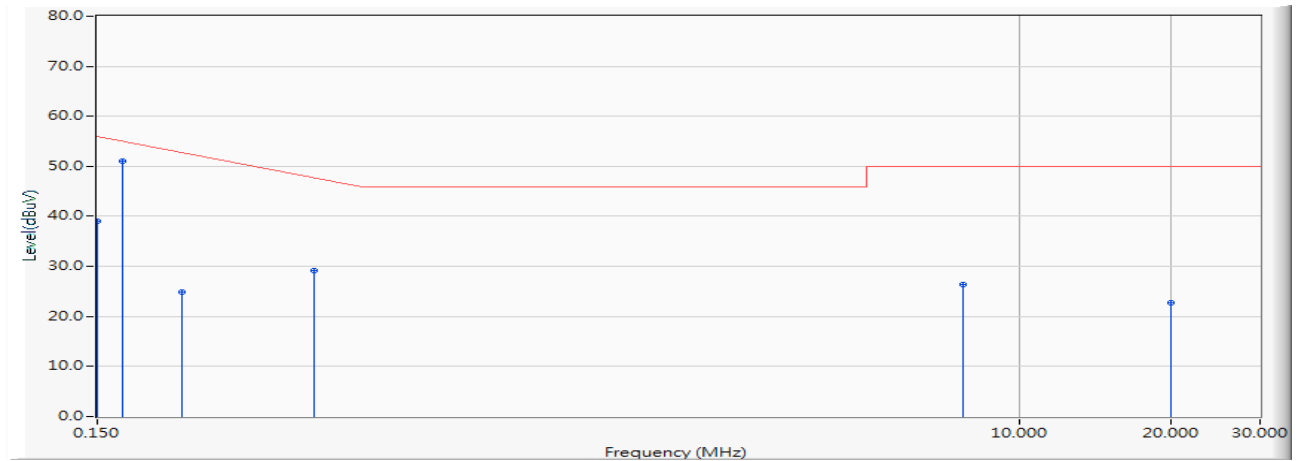


		Frequency (MHz)	Correct Factor (dB)	Reading Level (dBuV)	Measure Level (dBuV)	Margin (dB)	Limit (dBuV)	Detector Type
1		0.150	9.640	36.167	45.807	-20.193	66.000	QUASIPeAK
2	*	0.168	9.637	45.067	54.704	-10.782	65.486	QUASIPeAK
3		0.220	9.633	22.380	32.013	-31.987	64.000	QUASIPeAK
4		0.402	9.644	27.708	37.352	-21.448	58.800	QUASIPeAK
5		7.764	9.830	22.975	32.805	-27.195	60.000	QUASIPeAK
6		19.966	9.970	21.675	31.645	-28.355	60.000	QUASIPeAK

Note:

1. All Reading Levels are Quasi-Peak and average value.
2. “ \* “ means the worst emission level.
3. Measurement Level = Reading Level + Correct Factor

Product : Intel® Wireless-AC 9560  
 Test Item : Conducted Emission Test  
 Power Line : Line 1  
 Test Mode : Mode 5: Transmit (802.11ac-160BW\_130Mbps) (5250MHz)  
 Test Date : 2019/10/23



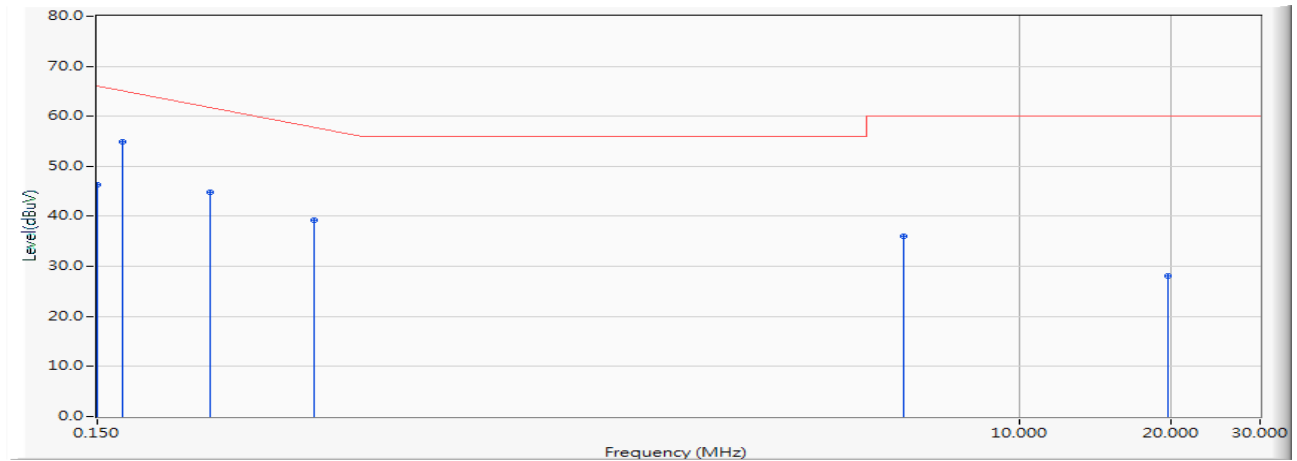
		Frequency (MHz)	Correct Factor (dB)	Reading Level (dBuV)	Measure Level (dBuV)	Margin (dB)	Limit (dBuV)	Detector Type
1		0.150	9.640	29.440	39.080	-16.920	56.000	AVERAGE
2	*	0.168	9.637	41.445	51.082	-4.404	55.486	AVERAGE
3		0.220	9.633	15.258	24.891	-29.109	54.000	AVERAGE
4		0.402	9.644	19.587	29.231	-19.569	48.800	AVERAGE
5		7.764	9.830	16.517	26.347	-23.653	50.000	AVERAGE
6		19.966	9.970	12.815	22.785	-27.215	50.000	AVERAGE

Note:

1. All Reading Levels are Quasi-Peak and average value.
2. “ \* “ means the worst emission level.
3. Measurement Level = Reading Level + Correct Factor



Product : Intel® Wireless-AC 9560  
 Test Item : Conducted Emission Test  
 Power Line : Line 2  
 Test Mode : Mode 5: Transmit (802.11ac-160BW\_130Mbps) (5250MHz)  
 Test Date : 2019/10/23

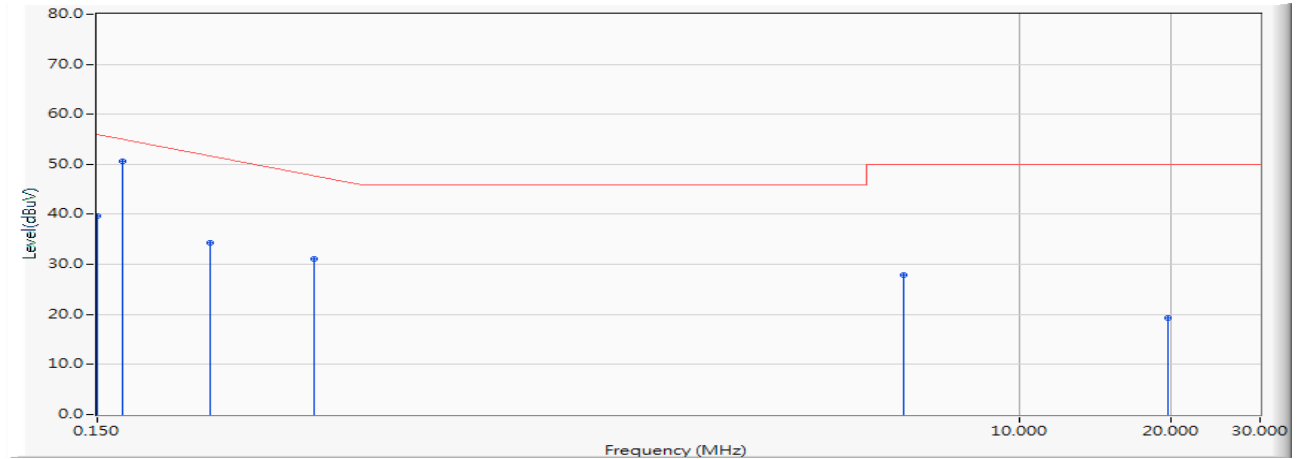


		Frequency (MHz)	Correct Factor (dB)	Reading Level (dBuV)	Measure Level (dBuV)	Margin (dB)	Limit (dBuV)	Detector Type
1		0.150	9.653	36.675	46.328	-19.672	66.000	QUASIPeAK
2	*	0.168	9.650	45.150	54.800	-10.686	65.486	QUASIPeAK
3		0.251	9.660	35.147	44.807	-18.307	63.114	QUASIPeAK
4		0.402	9.654	29.648	39.302	-19.498	58.800	QUASIPeAK
5		5.915	9.810	26.326	36.136	-23.864	60.000	QUASIPeAK
6		19.772	10.050	18.045	28.095	-31.905	60.000	QUASIPeAK

Note:

1. All Reading Levels are Quasi-Peak and average value.
2. “ \* “ means the worst emission level.
3. Measurement Level = Reading Level + Correct Factor

Product : Intel® Wireless-AC 9560  
 Test Item : Conducted Emission Test  
 Power Line : Line 2  
 Test Mode : Mode 5: Transmit (802.11ac-160BW\_130Mbps) (5250MHz)  
 Test Date : 2019/10/23

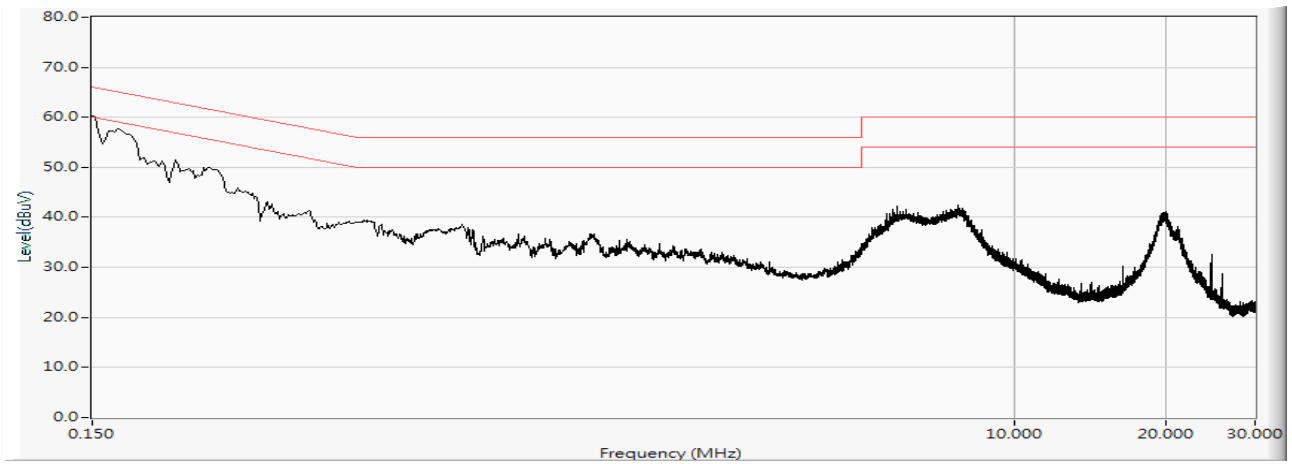


		Frequency (MHz)	Correct Factor (dB)	Reading Level (dBuV)	Measure Level (dBuV)	Margin (dB)	Limit (dBuV)	Detector Type
1		0.150	9.653	29.958	39.611	-16.389	56.000	AVERAGE
2	*	0.168	9.650	40.901	50.551	-4.935	55.486	AVERAGE
3		0.251	9.660	24.611	34.271	-18.843	53.114	AVERAGE
4		0.402	9.654	21.477	31.131	-17.669	48.800	AVERAGE
5		5.915	9.810	18.066	27.876	-22.124	50.000	AVERAGE
6		19.772	10.050	9.346	19.396	-30.604	50.000	AVERAGE

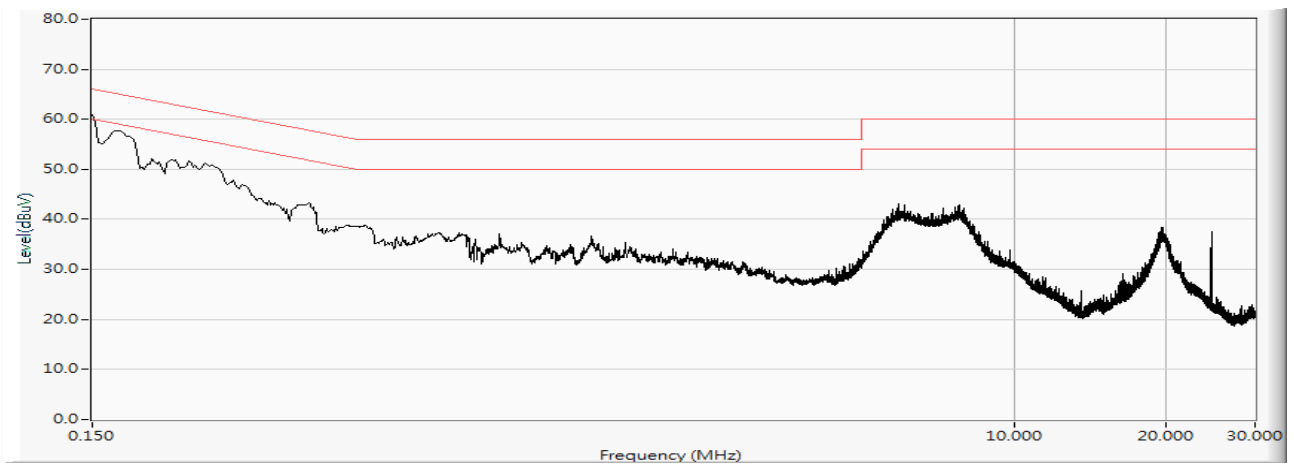
Note:

1. All Reading Levels are Quasi-Peak and average value.
2. “ \* “ means the worst emission level.
3. Measurement Level = Reading Level + Correct Factor

**Line 1**



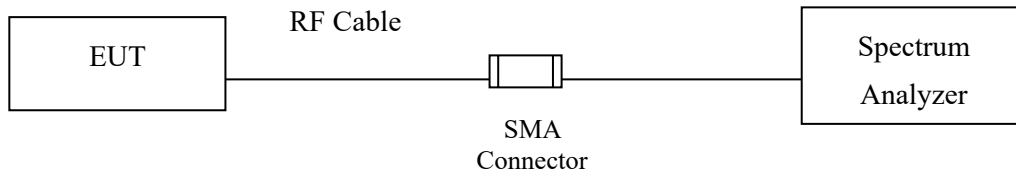
**Line 2**



### 3. Maximun conducted output power

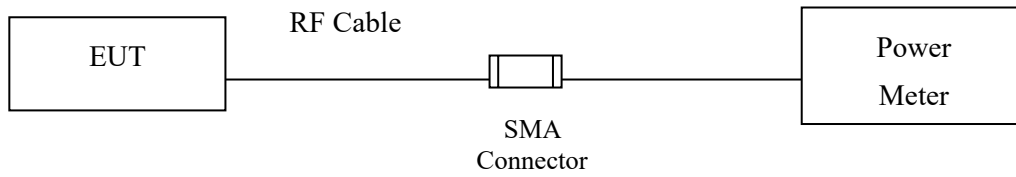
#### 3.1. Test Setup

##### 26dB Occupied Bandwidth

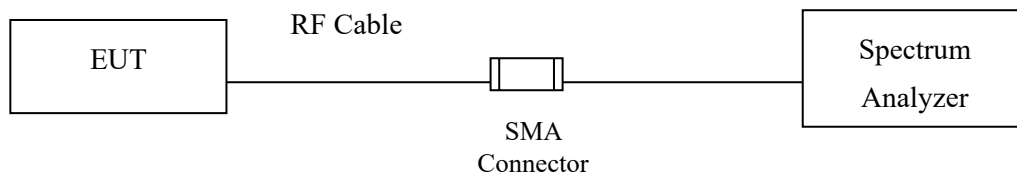


##### Conduction Power Measurement

##### Conduction Power Measurement (for 802.11an)



##### Conduction Power Measurement (for 802.11ac)



### 3.2. Limits

For the band 5.15-5.25 GHz,

**(i)** For an outdoor access point operating in the band 5.15-5.25 GHz, the maximum conducted output power over the frequency band of operation shall not exceed 1 W, provided the maximum antenna gain does not exceed 6 dBi. If transmitting antennas of directional gain greater than 6 dBi are used, the maximum conducted output power shall be reduced by the amount in dB that the directional gain of the antenna exceeds 6 dBi. The maximum e.i.r.p. at any elevation angle above 30 degrees as measured from the horizon must not exceed 125 mW (21 dBm).

**(ii)** For an indoor access point operating in the band 5.15-5.25 GHz, the maximum conducted output power over the frequency band of operation shall not exceed 1 W provided the maximum antenna gain does not exceed 6 dBi. In addition, if transmitting antennas of directional gain greater than 6 dBi are used, the maximum conducted output power shall be reduced by the amount in dB that the directional gain of the antenna exceeds 6 dBi.

**(iii)** For fixed point-to-point access points operating in the band 5.15-5.25 GHz, the maximum conducted output power over the frequency band of operation shall not exceed 1 W. Fixed point-to-point U-NII devices may employ antennas with directional gain up to 23 dBi without any corresponding reduction in the maximum conducted output power. For fixed point-to-point transmitters that employ a directional antenna gain greater than 23 dBi, a 1 dB reduction in maximum conducted output power is required for each 1 dB of antenna gain in excess of 23 dBi. Fixed, point-to-point operations exclude the use of point-to-multipoint systems, omnidirectional applications, and multiple collocated transmitters transmitting the same information. The operator of the U-NII device, or if the equipment is professionally installed, the installer, is responsible for ensuring that systems employing high gain directional antennas are used exclusively for fixed, point-to-point operations.

**(iv)** For mobile and portable client devices in the 5.15-5.25 GHz band, the maximum conducted output power over the frequency band of operation shall not exceed 250 mW provided the maximum antenna gain does not exceed 6 dBi. In addition, if transmitting antennas of directional gain greater than 6 dBi are used, the maximum conducted output power shall be reduced by the amount in dB that the directional gain of the antenna exceeds 6 dBi.

For the 5.25-5.35 GHz and 5.47-5.725 GHz bands, the maximum conducted output power over the frequency bands of operation shall not exceed the lesser of 250 mW or  $11 \text{ dBm} + 10 \log B$ , where B is the 26dB emission bandwidth in megahertz. If transmitting antennas of directional gain greater than 6 dBi are used, the maximum conducted output power shall be reduced by the amount in dB that the directional gain of the antenna exceeds 6 dBi.

For the band 5.725-5.85 GHz, the maximum conducted output power over the frequency band of operation shall not exceed 1 W. In addition, if transmitting antennas of directional gain greater than 6 dBi are used, the maximum conducted output power shall be reduced by the amount in dB that the directional gain of the antenna exceeds 6 dBi. However, fixed point-to-point UNII devices operating in this band may employ transmitting antennas with directional gain greater than 6 dBi without any corresponding reduction in transmitter conducted power. Fixed, point-to-point operations exclude the use of point-to-multipoint systems, omnidirectional applications, and multiple collocated transmitters transmitting the same information. The operator of the U-NII device, or if the equipment is professionally installed, the installer, is responsible for ensuring that systems employing high gain directional antennas are used exclusively for fixed, point-to-point operations.

### 3.3. Test Procedure

As an alternative to FCC KDB-789033, the EUT maximum conducted output power was measured with an average power meter employing a video bandwidth greater than the 6dB BW of the emission under test. Maximum conducted output power was read directly from the meter across all data rates, and across three channels within each sub-band. Special care was used to make sure that the EUT was transmitting in continuous mode. This method exceeds the limitations of FCC KDB-789033, and provides more accurate measurements.

802.11an (BW  $\leq$  40MHz) Maximum conducted output power using KDB 789033 section E)3)b) Method PM-G (Measurement using a gated RF average power meter)

Note: the power meter have a video bandwidth that is greater than or equal to the measurement bandwidth, (Anritsu/ MA2411B video bandwidth: 65MHz)

802.11ac (BW=80MHz) Maximum conducted output power using KDB 789033 section E)2)b) Method SA-1 (trace averaging with the EUT transmitting at full power throughout each sweep).

When transmitted signals consist of two or more non-contiguous spectrum segments (e.g., 80+80 MHz mode) or when a single spectrum segment of a transmission crosses the boundary between two adjacent U-NII bands, KDB 644545 D03 section D) procedure is used for measurements.

### 3.4. Uncertainty

Power Meter:  $\pm 0.95$ dB

Spectrum Analyzer:  $\pm 1.30$ dB

### 3.5. Test Result of Maximum conducted output power

Product : Intel® Wireless-AC 9560  
 Test Item : Maximum conducted output power  
 Test Mode : Mode 1: Transmit (802.11a\_6Mbps)  
 Test Date : 2019/11/11

#### Chain A

Cable loss=1.0dB		Maximum conducted output power							
Channel No.	Frequency (MHz)	Data Rate (Mbps)							
		6	9	12	18	24	36	48	54
		Measurement Level (dBm)							
36	5180	18.87	--	--	--	--	--	--	--
44	5220	21.31	21.27	21.23	21.17	21.13	21.06	21.02	20.98
48	5240	20.81	--	--	--	--	--	--	--
52	5260	20.97	--	--	--	--	--	--	--
60	5300	21.46	21.41	21.36	21.32	21.26	21.19	21.16	21.13
64	5320	16.31	--	--	--	--	--	--	--
100	5500	16.16	--	--	--	--	--	--	--
116	5580	20.96	20.91	20.86	20.80	20.74	20.68	20.61	20.57
140	5700	18.93	--	--	--	--	--	--	--
149	5745	20.91	--	--	--	--	--	--	--
157	5785	20.94	20.91	20.86	20.80	20.77	20.73	20.68	20.64
165	5825	20.92	--	--	--	--	--	--	--

Note: Maximum conducted output power Value =Reading value on average power meter + cable loss

#### Chain B

Cable loss=1.0dB		Maximum conducted output power							
Channel No.	Frequency (MHz)	Data Rate (Mbps)							
		6	9	12	18	24	36	48	54
		Measurement Level (dBm)							
36	5180	18.71	--	--	--	--	--	--	--
44	5220	21.3	21.26	21.23	21.18	21.12	21.07	21.03	20.97
48	5240	20.8	--	--	--	--	--	--	--
52	5260	20.95	--	--	--	--	--	--	--
60	5300	21.42	21.38	21.35	21.29	21.23	21.17	21.11	21.05
64	5320	16.37	--	--	--	--	--	--	--
100	5500	16.08	--	--	--	--	--	--	--
116	5580	20.94	20.9	20.83	20.78	20.74	20.7	20.65	20.61
140	5700	18.57	--	--	--	--	--	--	--
149	5745	20.89	--	--	--	--	--	--	--
157	5785	20.91	20.85	20.79	20.73	20.66	20.62	20.55	20.52
165	5825	20.9	--	--	--	--	--	--	--

Note: Maximum conducted output power Value =Reading value on average power meter + cable loss

**Chain A****Maximum conducted output power Measurement:**

Channel No	Frequency Range (MHz)	26dB Bandwidth (MHz)	Output Power (dBm)	Output Power Limit	
				(dBm)	dBm+10log(BW)
36	5180	--	18.87	23.90	--
44	5220	--	21.31	23.90	--
48	5240	--	20.81	23.90	--
52	5260	29.600	20.97	24.00	25.71
60	5300	32.650	21.46	24.00	26.14
64	5320	23.600	16.31	24.00	24.73
100	5500	23.350	16.16	23.26	23.94
116	5580	37.400	20.96	23.26	25.99
140	5700	23.250	18.93	23.26	23.92
149	5745	--	20.91	30.00	--
157	5785	--	20.94	30.00	--
165	5825	--	20.92	30.00	--

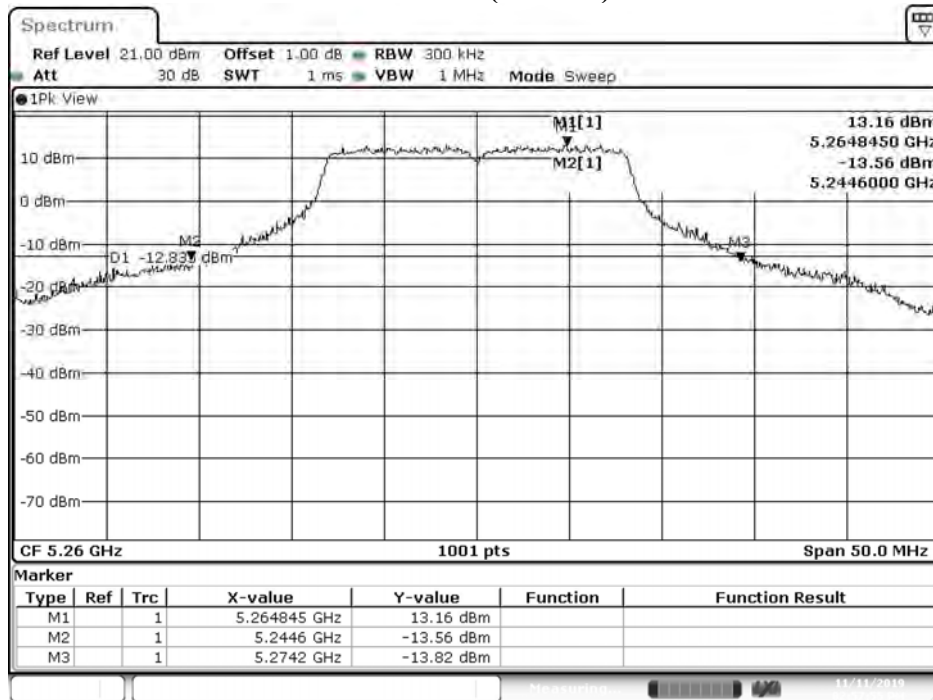
**Chain B****Maximum conducted output power Measurement:**

Channel No	Frequency Range (MHz)	26dB Bandwidth (MHz)	Output Power (dBm)	Output Power Limit	
				(dBm)	dBm+10log(BW)
36	5180	--	18.71	23.90	--
44	5220	--	21.3	23.90	--
48	5240	--	20.8	23.90	--
52	5260	33.750	20.95	24.00	26.28
60	5300	36.350	21.42	24.00	26.61
64	5320	22.950	16.37	24.00	24.61
100	5500	23.600	16.08	23.26	23.99
116	5580	28.750	20.94	23.26	24.85
140	5700	23.350	18.57	23.26	23.94
149	5745	--	20.89	30.00	--
157	5785	--	20.91	30.00	--
165	5825	--	20.9	30.00	--



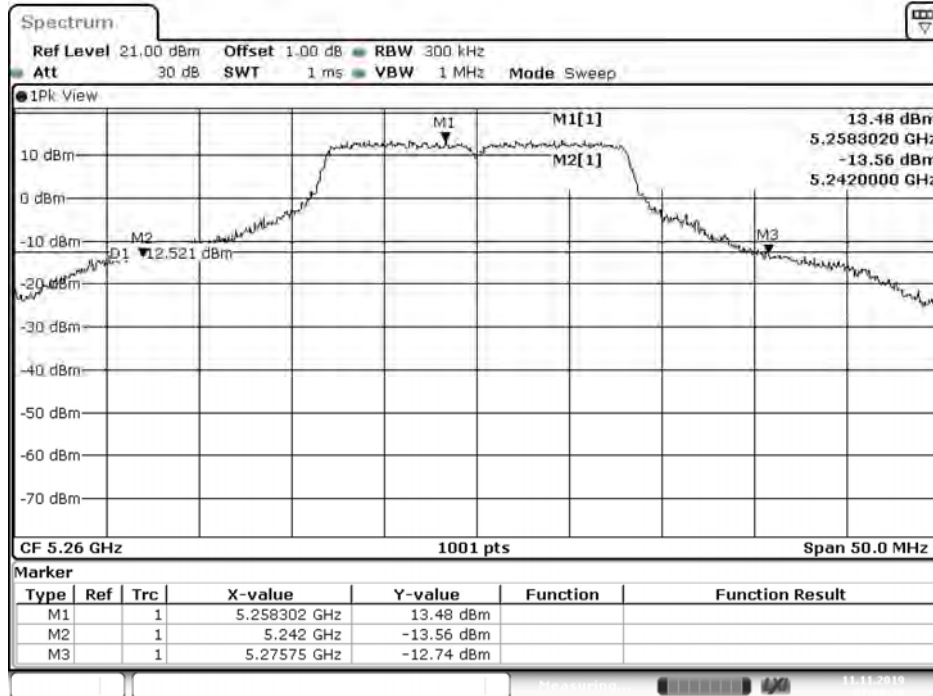
### 26dB Occupied Bandwidth:

#### Channel 52 (Chain A)



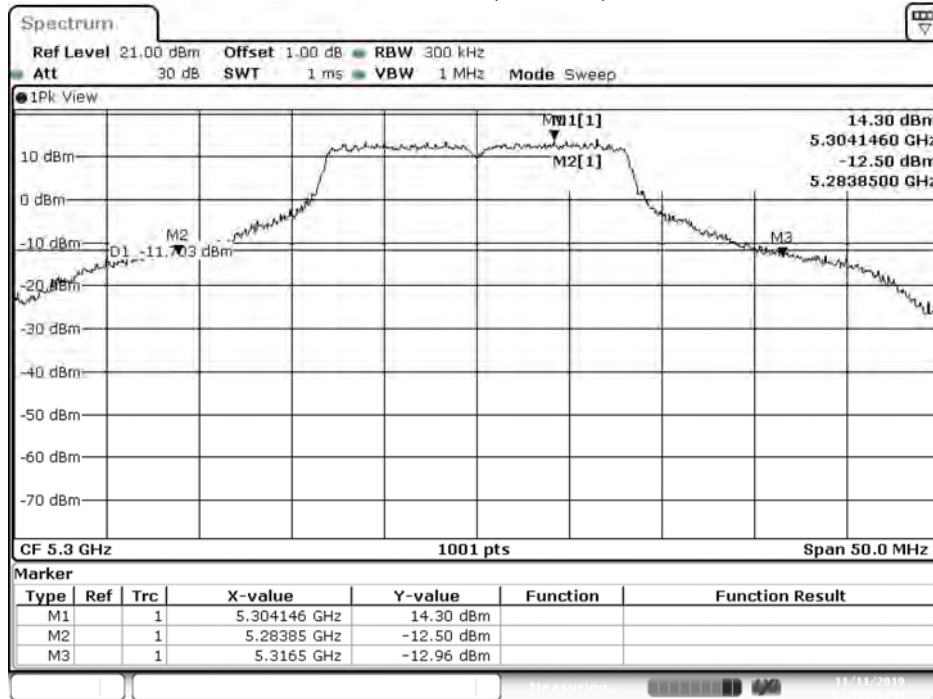
Date: 11.NOV.2019 14:57:55

#### Channel 52 (Chain B)



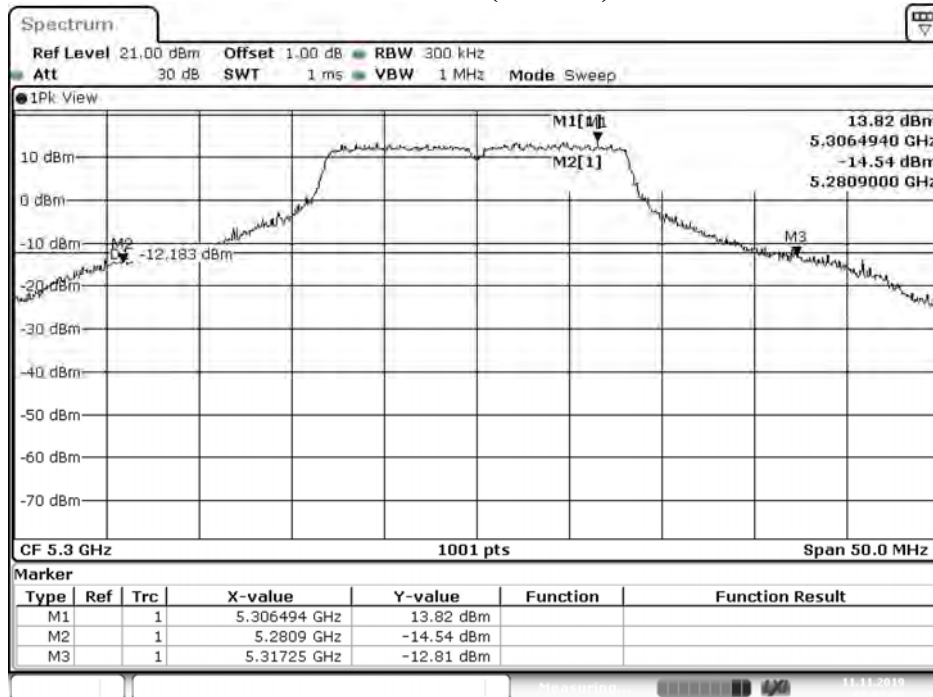
Date: 11.NOV.2019 07:00:28

### Channel 60 (Chain A)



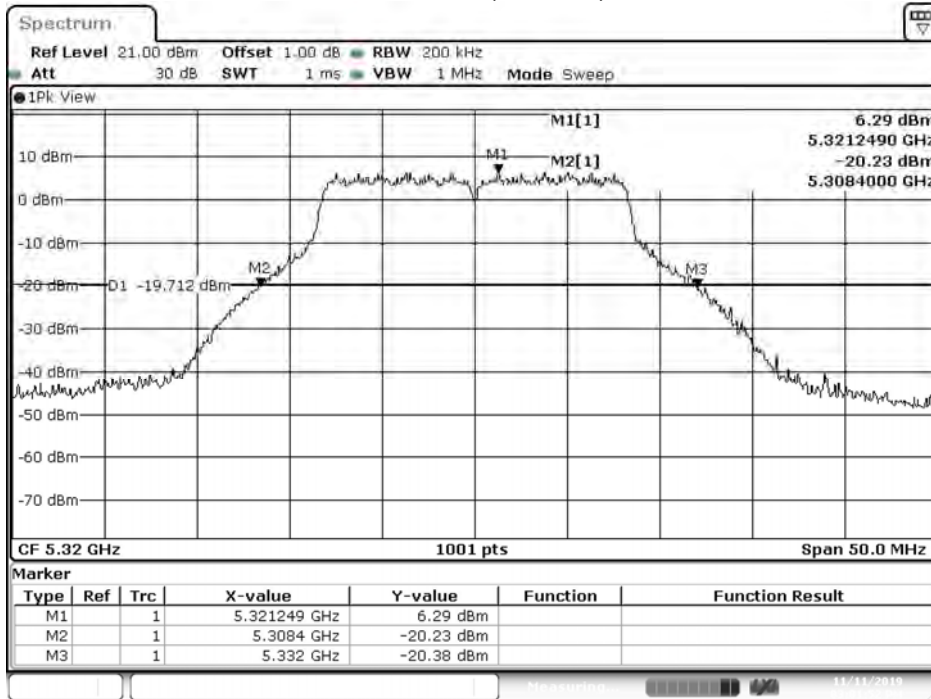
Date: 11.NOV.2019 14:59:55

### Channel 60 (Chain B)



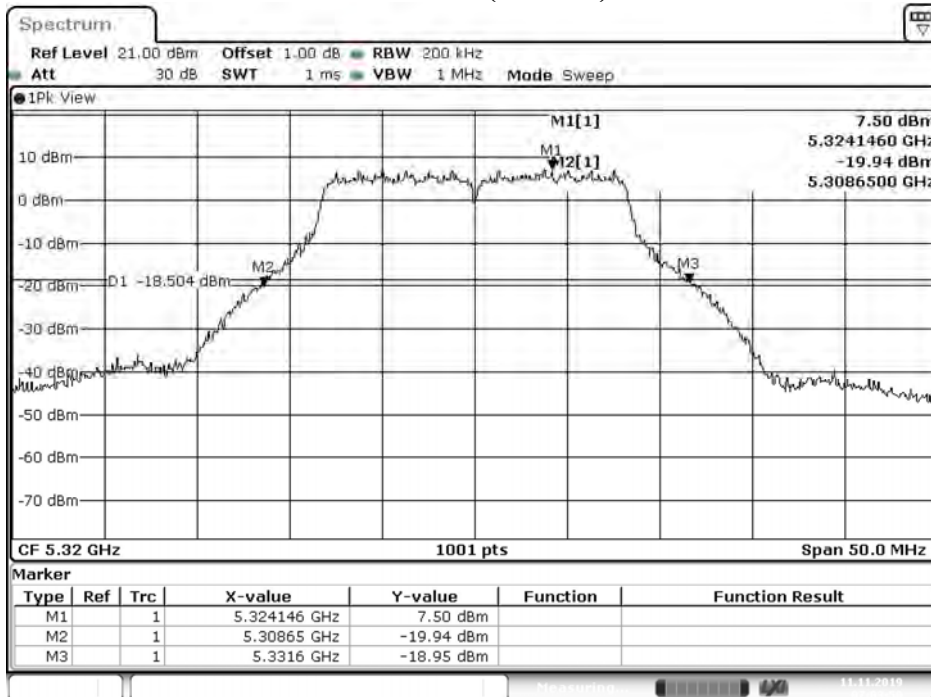
Date: 11.NOV.2019 07:02:03

### Channel 64 (Chain A)



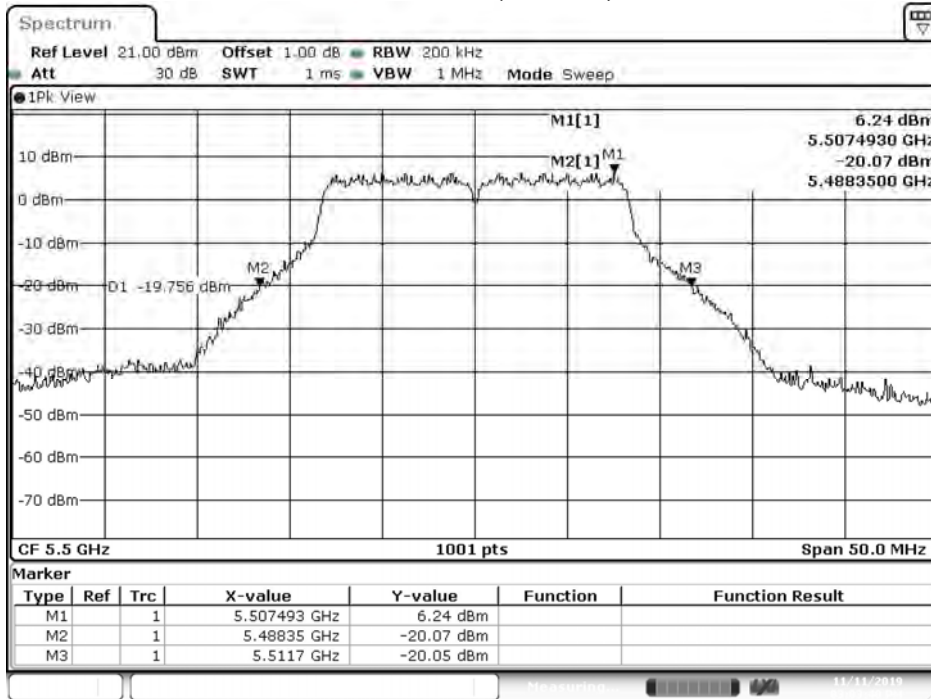
Date: 11.NOV.2019 15:01:53

### Channel 64 (Chain B)



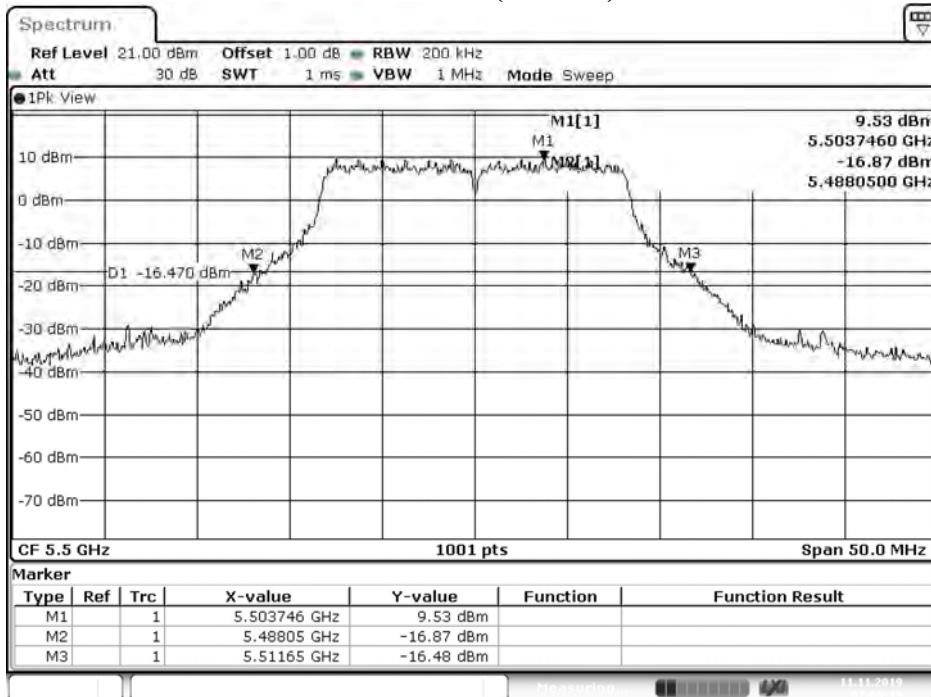
Date: 11.NOV.2019 07:03:50

### Channel 100 (Chain A)



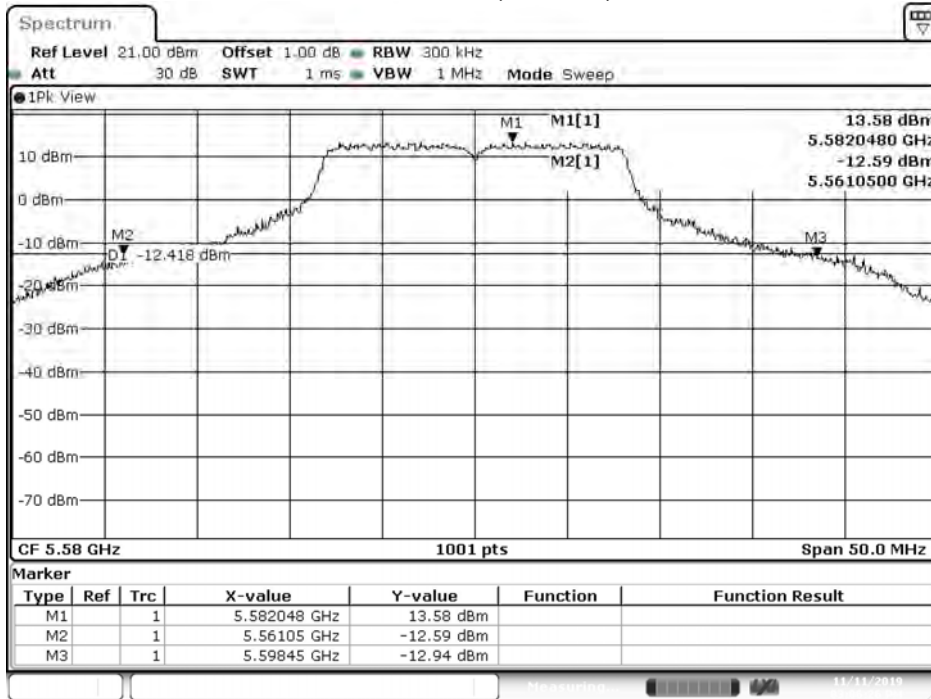
Date: 11.NOV.2019 15:03:40

### Channel 100 (Chain B)



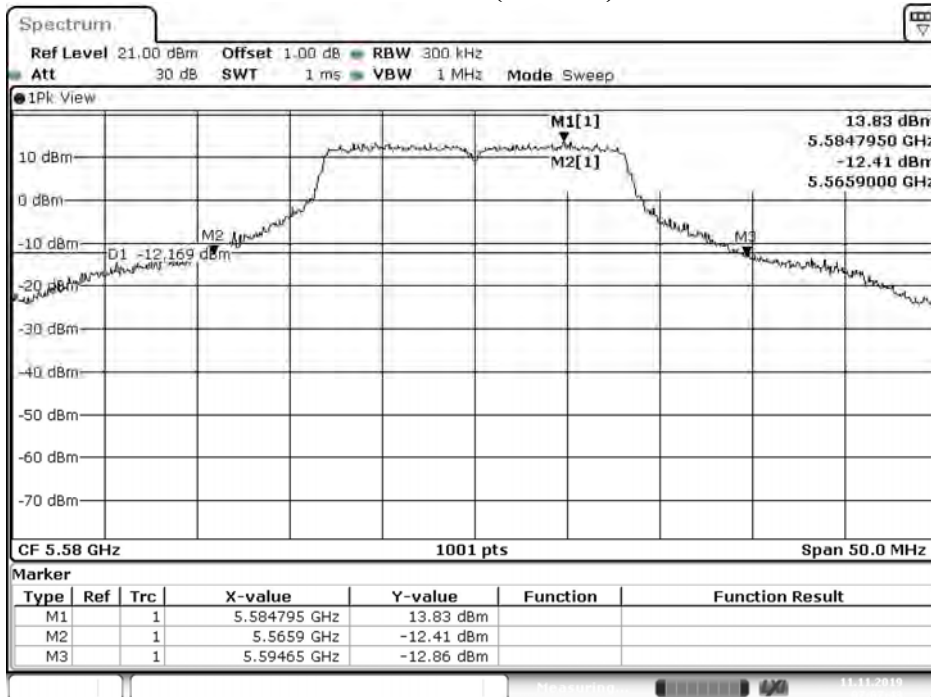
Date: 11.NOV.2019 07:06:19

### Channel 116 (Chain A)



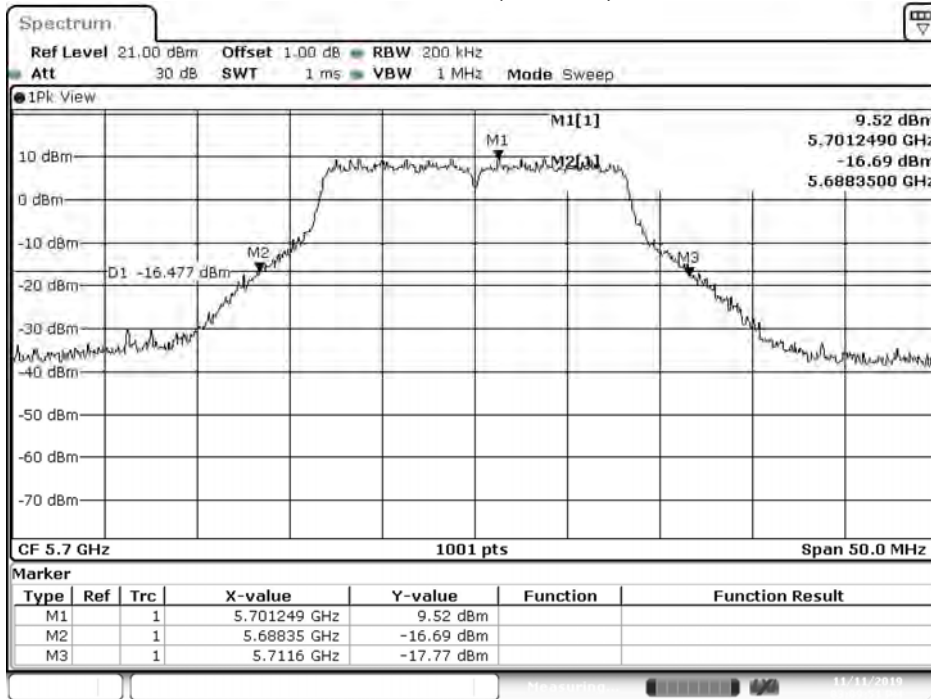
Date: 11.NOV.2019 15:06:27

### Channel 116 (Chain B)



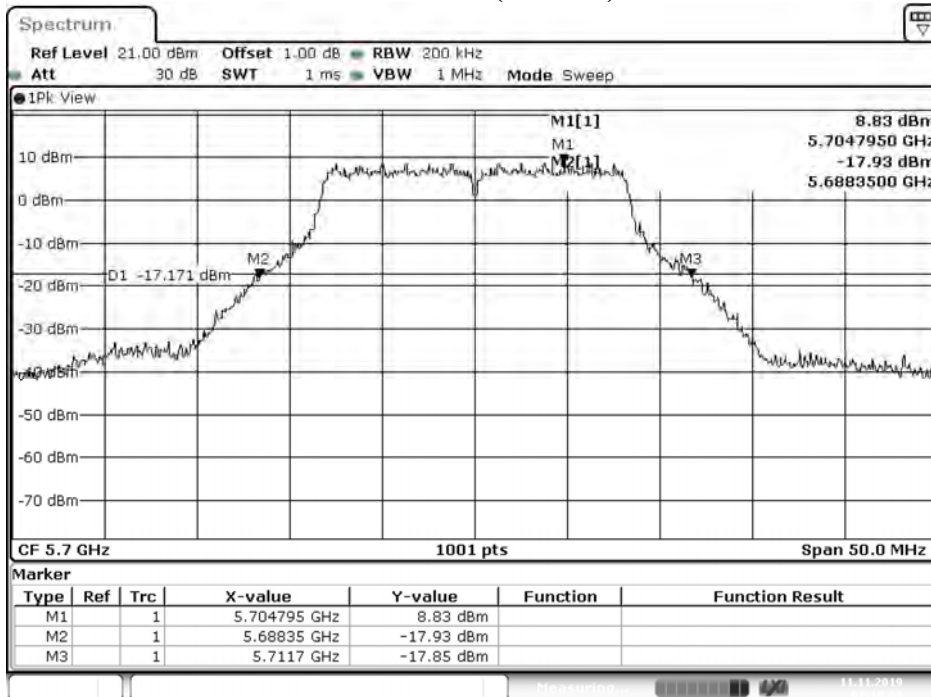
Date: 11.NOV.2019 07:07:43

### Channel 140 (Chain A)



Date: 11.NOV.2019 15:09:51

### Channel 140 (Chain B)



Date: 11.NOV.2019 07:10:10



Product : Intel® Wireless-AC 9560  
 Test Item : Maximum conducted output power  
 Test Mode : Mode 2: Transmit (802.11n-20BW\_14.4Mbps)  
 Test Date : 2019/11/11

**Chain A**

Cable loss=1.0dB		Maximum conducted output power							
Channel No.	Frequency (MHz)	Data Rate (Mbps)							
		14.4	28.9	43.3	57.8	86.7	115.6	130	144.4
		Measurement Level (dBm)							
36	5180	16.01	--	--	--	--	--	--	--
44	5220	19.61	19.57	19.53	19.5	19.45	19.40	19.34	19.31
48	5240	19.64	--	--	--	--	--	--	--
52	5260	19.7	--	--	--	--	--	--	--
60	5300	19.68	19.62	19.57	19.54	19.49	19.42	19.38	19.32
64	5320	15.81	--	--	--	--	--	--	--
100	5500	15.92	--	--	--	--	--	--	--
116	5580	19.79	19.74	19.68	19.62	19.57	19.54	19.47	19.41
140	5700	18.03	--	--	--	--	--	--	--
144(U-NII-2C)	5720	19.55	19.51	19.46	19.42	19.37	19.32	19.28	19.23
144(U-NII-3)	5720	13.21	13.15	13.11	13.07	13.04	12.97	12.92	12.87
149	5745	21.19	--	--	--	--	--	--	--
157	5785	21.48	21.43	21.37	21.33	21.28	21.21	21.18	21.11
165	5825	21.26	--	--	--	--	--	--	--

Note: Maximum conducted output power Value =Reading value on average power meter + cable loss

**Chain B**

Cable loss=1.0dB		Maximum conducted output power							
Channel No.	Frequency (MHz)	Data Rate (Mbps)							
		14.4	28.9	43.3	57.8	86.7	115.6	130	144.4
		Measurement Level (dBm)							
36	5180	15.71	--	--	--	--	--	--	--
44	5220	19.92	19.87	19.84	19.78	19.73	19.67	19.61	19.55
48	5240	19.74	--	--	--	--	--	--	--
52	5260	19.91	--	--	--	--	--	--	--
60	5300	19.73	19.68	19.65	19.59	19.55	19.50	19.45	19.39
64	5320	16.22	--	--	--	--	--	--	--
100	5500	16.11	--	--	--	--	--	--	--
116	5580	19.81	19.77	19.73	19.68	19.65	19.60	19.56	19.50
140	5700	18.48	--	--	--	--	--	--	--
144(U-NII-2C)	5720	19.49	19.44	19.39	19.34	19.28	19.24	19.18	19.12
144(U-NII-3)	5720	13.18	13.13	13.09	13.04	12.99	12.95	12.9	12.84
149	5745	21.16	--	--	--	--	--	--	--
157	5785	21.34	21.3	21.24	21.2	21.13	21.08	21.04	21.01
165	5825	21.35	--	--	--	--	--	--	--

Note: Maximum conducted output power Value =Reading value on average power meter + cable loss

### Maximum conducted output power Measurement:

#### Chain A + B

Channel Number	Frequency (MHz)	26dB Bandwidth (MHz)	Chain A Power (dBm)	Chain B Power (dBm)	Output Power (dBm)	Output Power Limit	
						(dBm)	dBm+10log(BW)
36	5180	--	16.01	15.71	18.87	23.9	--
44	5220	--	19.61	19.92	22.78	23.9	--
48	5240	--	19.64	19.74	22.70	23.9	--
52	5260	26.100	19.70	19.91	22.82	24	25.17
60	5300	25.300	19.68	19.73	22.72	24	25.03
64	5320	24.300	15.81	16.22	19.03	24	24.86
100	5500	23.950	15.92	16.11	19.03	23.26	24.05
116	5580	25.000	19.79	19.81	22.81	23.26	24.24
140	5700	23.700	18.03	18.48	21.27	23.26	24.01
144(U-NII-2C)	5720	17.388	19.55	19.49	22.53	23.26	22.66
144(U-NII-3)	5720	--	13.21	13.18	16.21	30	--
149	5745	--	21.19	21.16	24.19	30	--
157	5785	--	21.48	21.34	24.42	30	--
165	5825	--	21.26	21.35	24.32	30	--

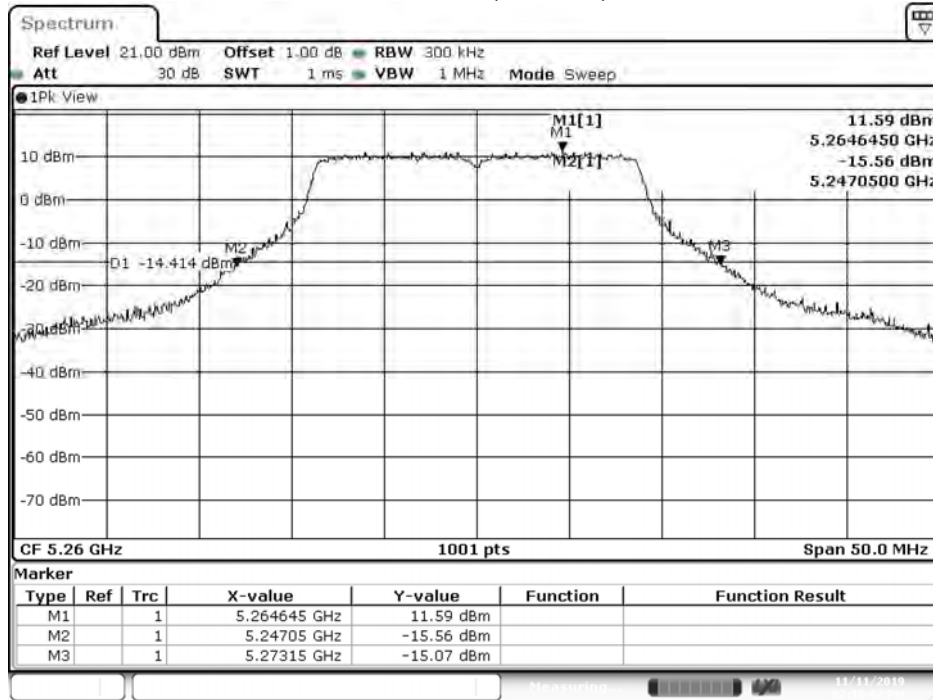
Note:

1. Output Power (dBm) = 10LOG (Chain A Power (mW)+ Chain B Power (mW))
2. 26dB Bandwidth is the bandwidth of chain A or chain B whichever is less bandwidth, output power limitation is more stringent.



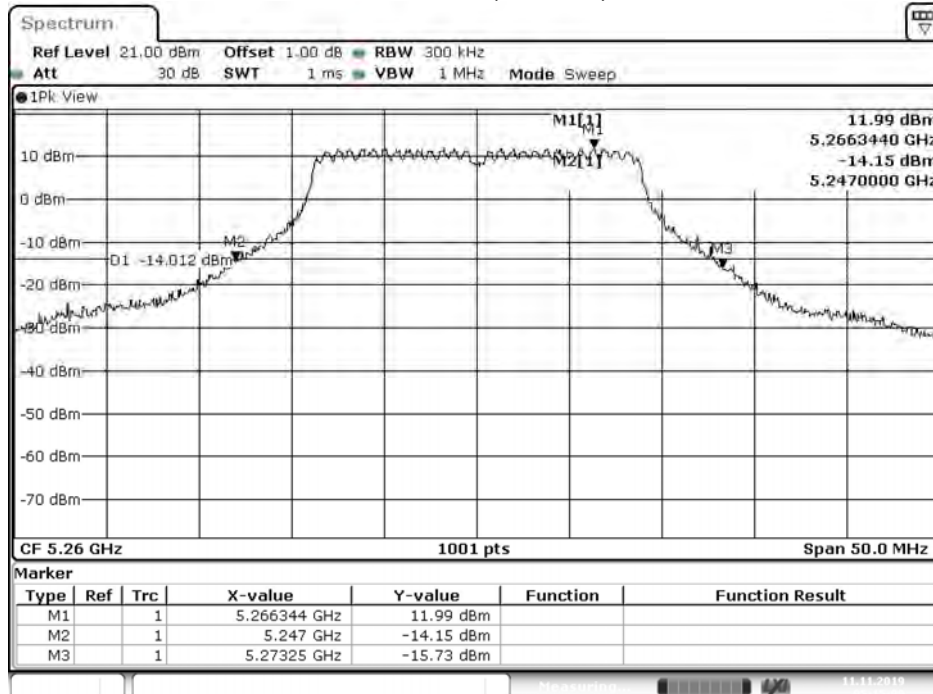
26dB Occupied Bandwidth:

Channel 52 (Chain A)



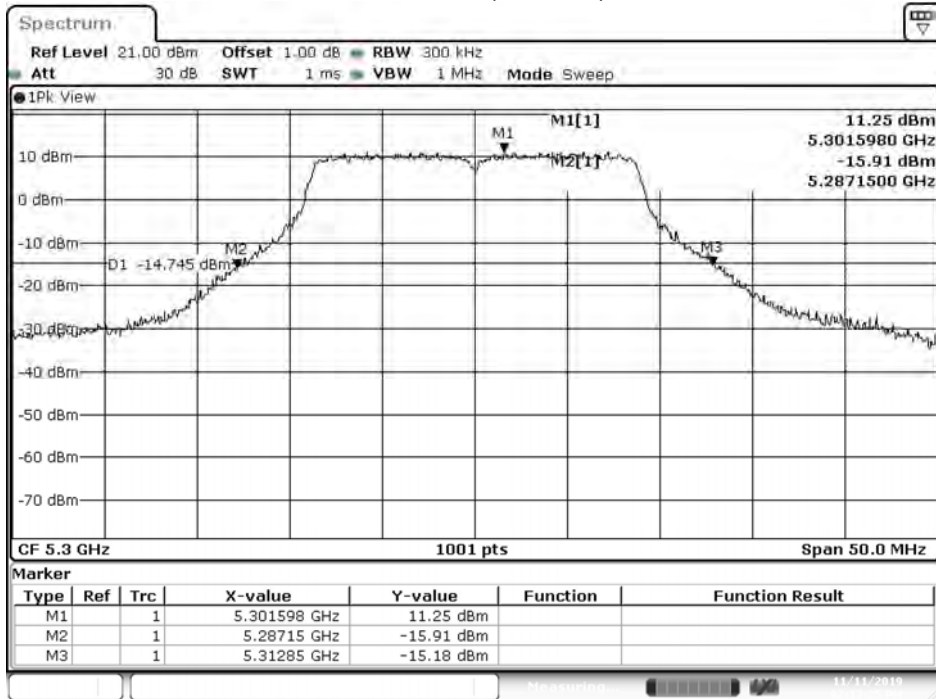
Date: 11.NOV.2019 14:10:03

Channel 52 (Chain B)



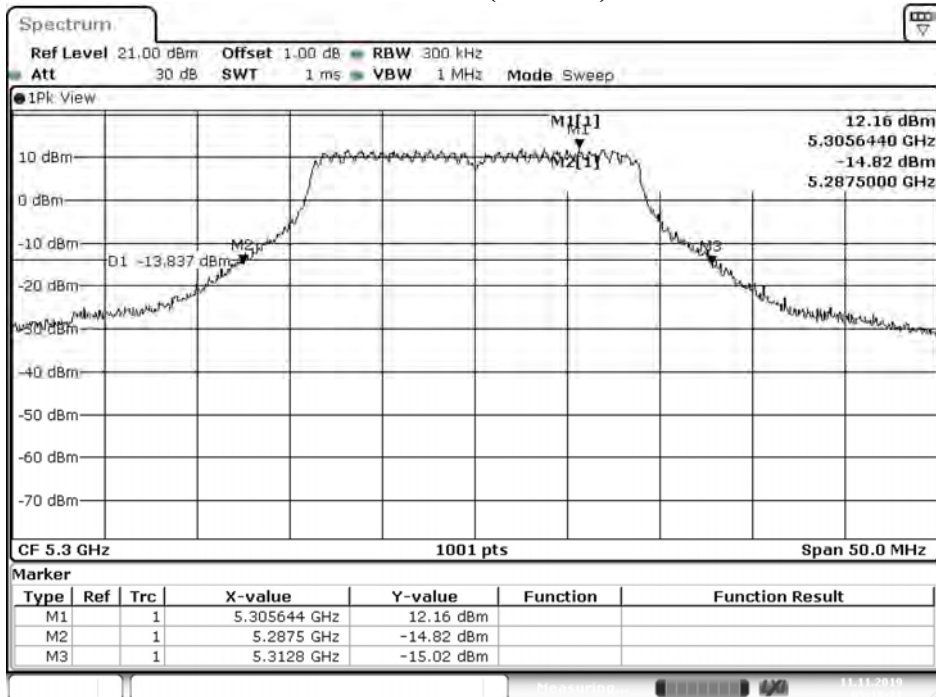
Date: 11.NOV.2019 05:15:00

### Channel 60 (Chain A)



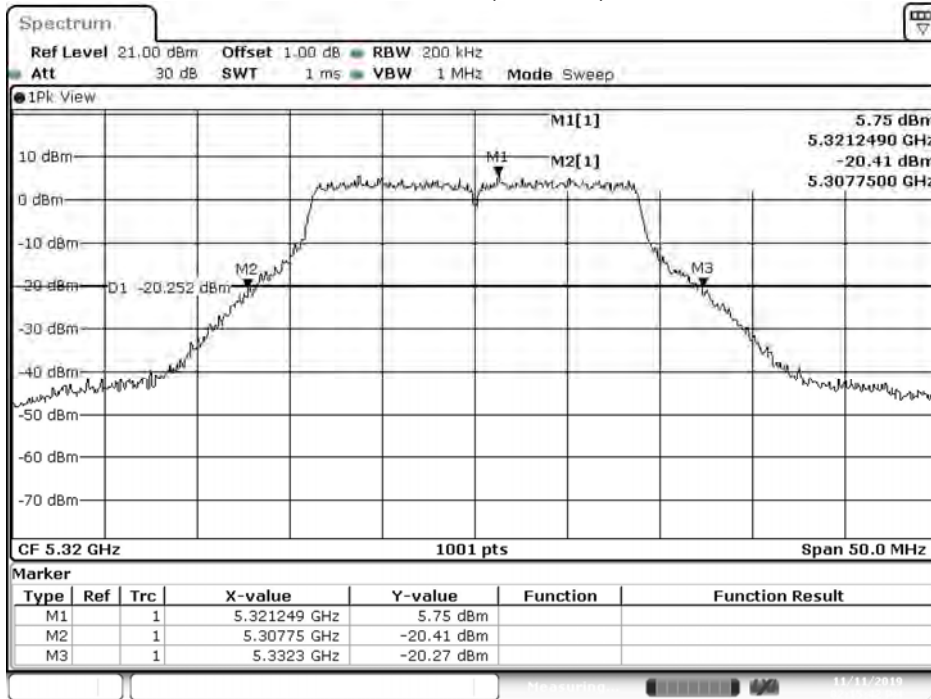
Date: 11.NOV.2019 14:13:25

### Channel 60 (Chain B)



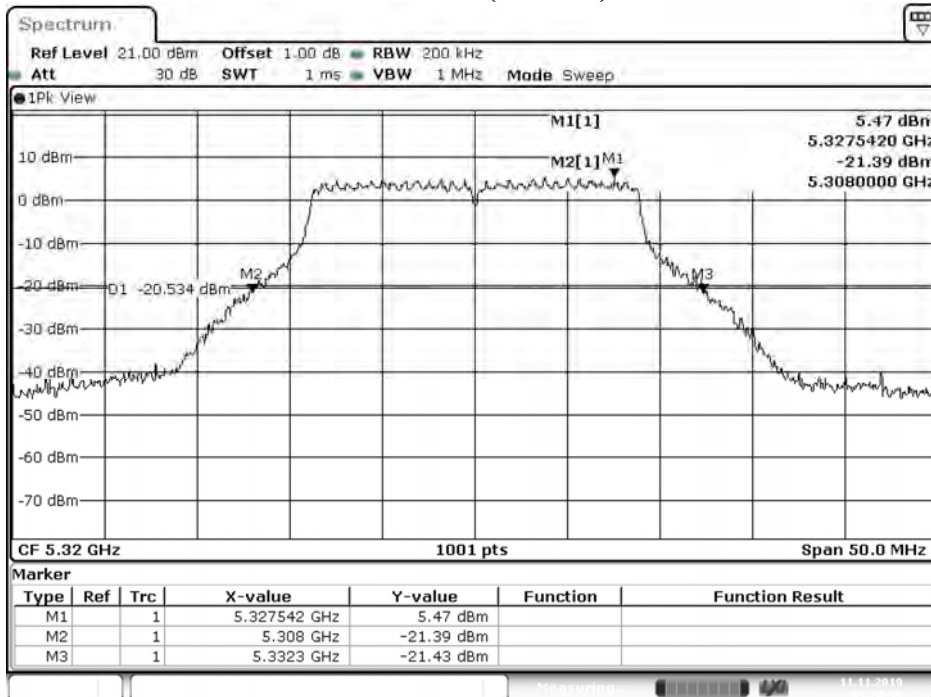
Date: 11.NOV.2019 05:18:22

### Channel 64 (Chain A)



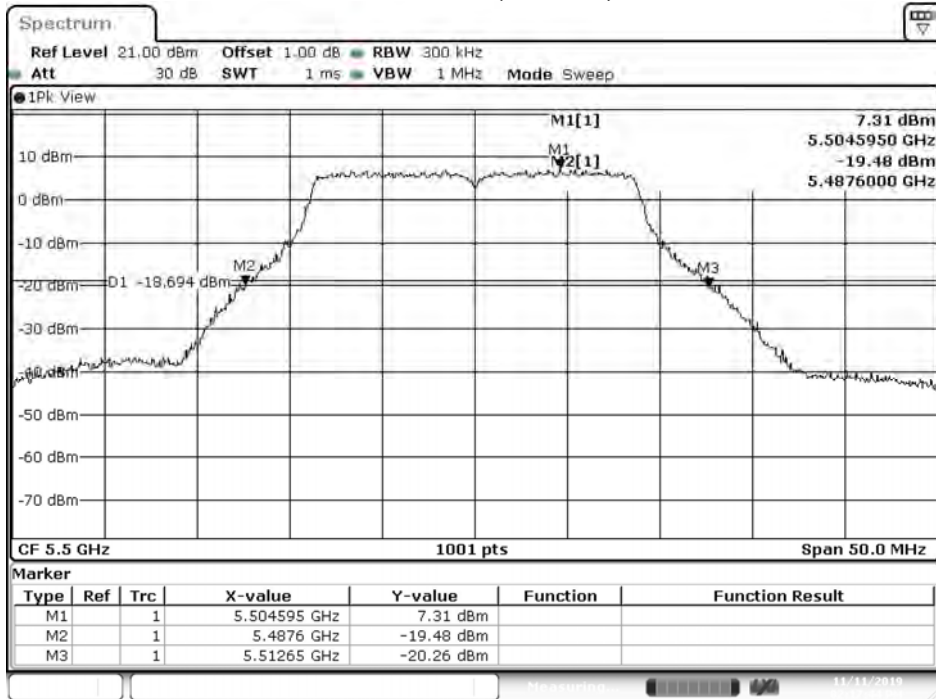
Date: 11.NOV.2019 14:15:42

### Channel 64 (Chain B)



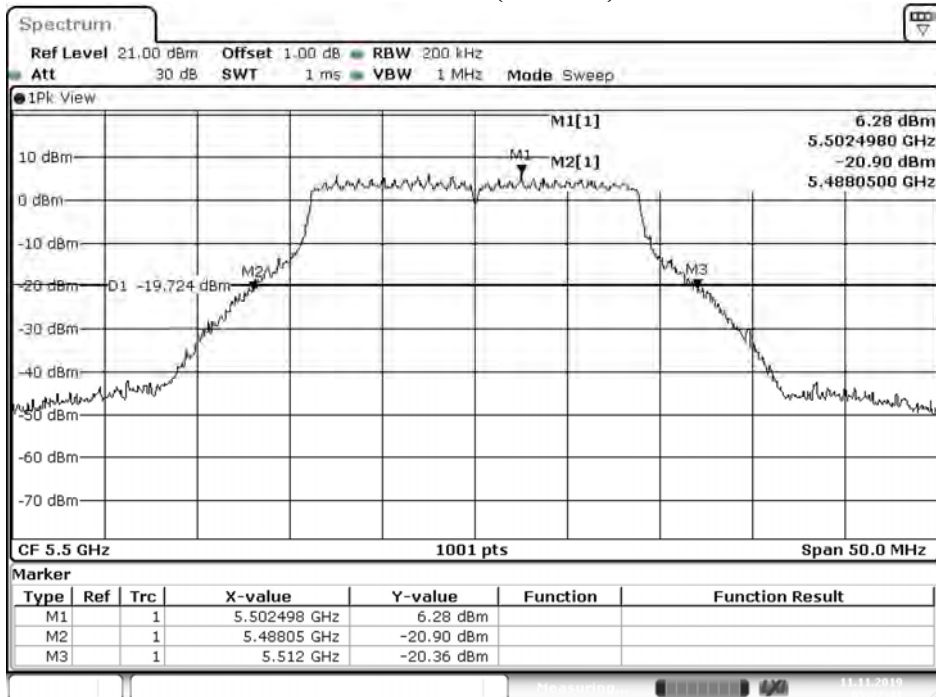
Date: 11.NOV.2019 05:20:39

### Channel 100 (Chain A)



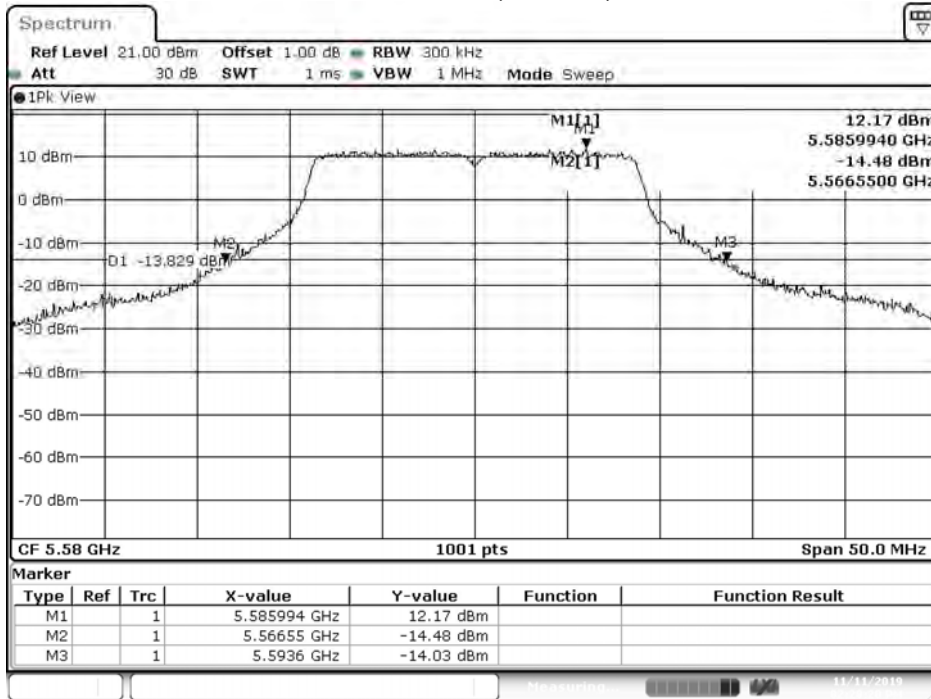
Date: 11.NOV.2019 14:17:44

### Channel 100 (Chain B)



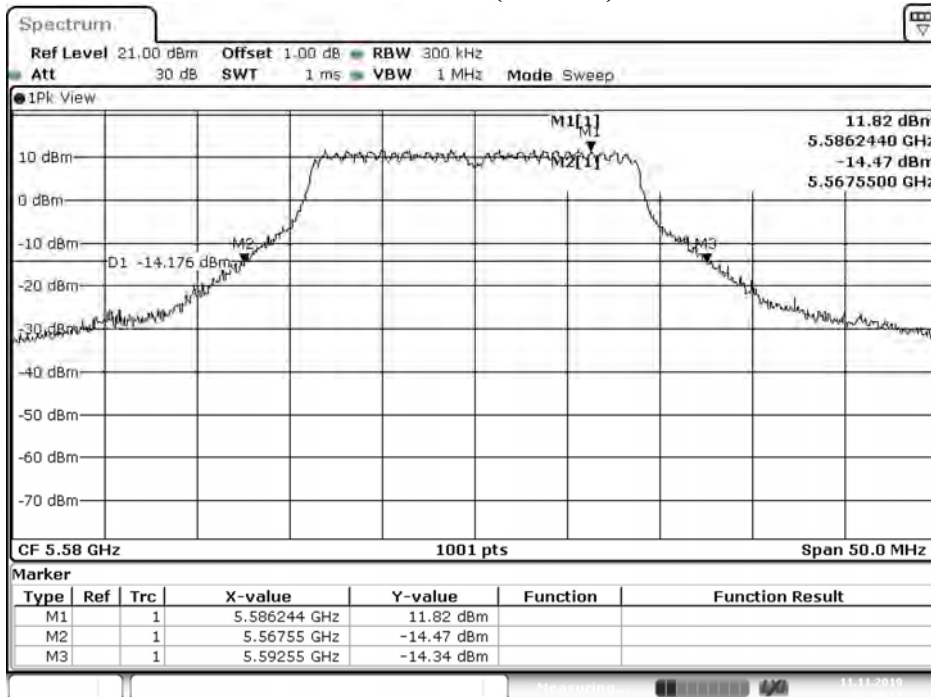
Date: 11.NOV.2019 05:22:42

### Channel 116 (Chain A)



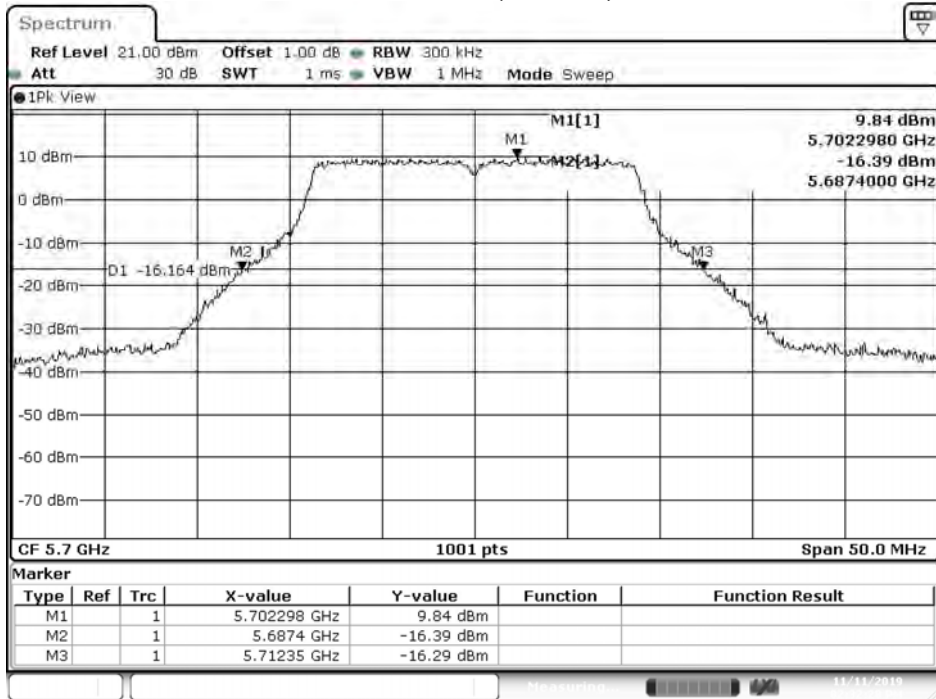
Date: 11.NOV.2019 14:28:21

### Channel 116 (Chain B)



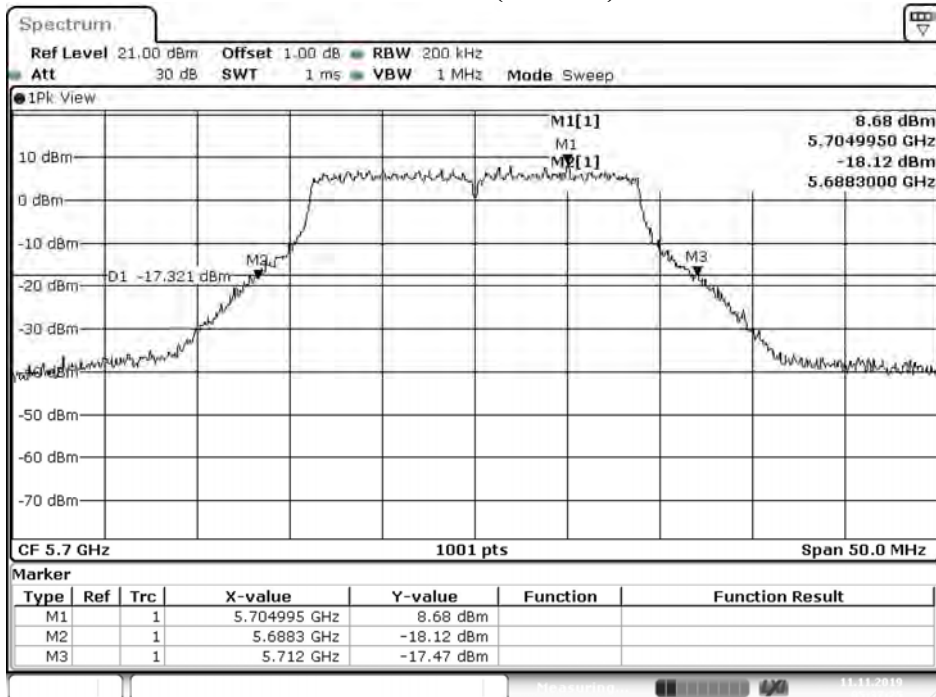
Date: 11.NOV.2019 05:33:17

### Channel 140 (Chain A)



Date: 11.NOV.2019 14:32:28

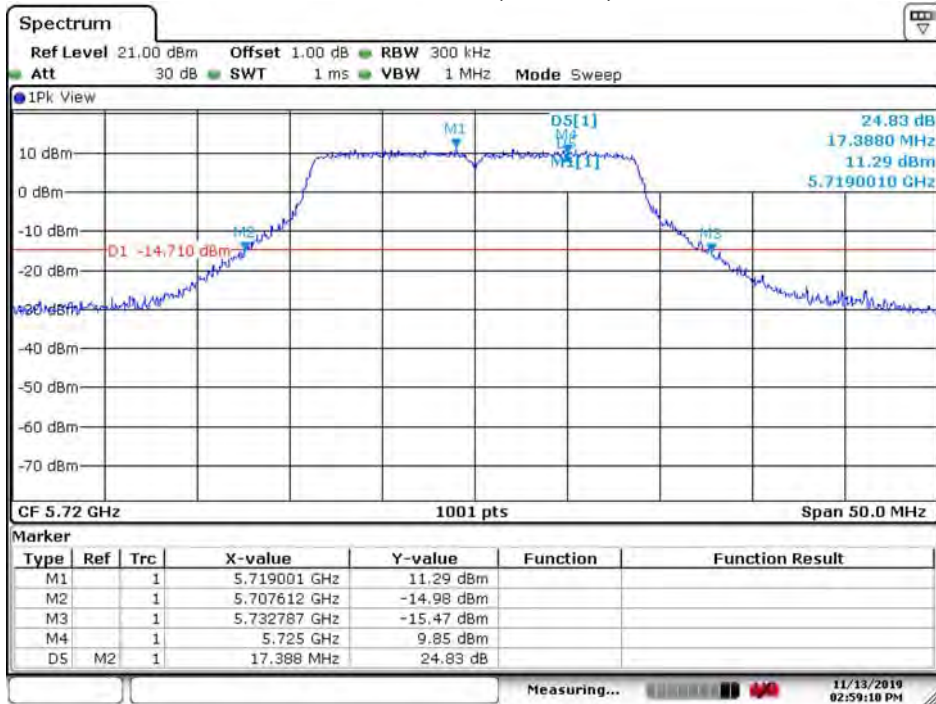
### Channel 140 (Chain B)



Date: 11.NOV.2019 05:37:25

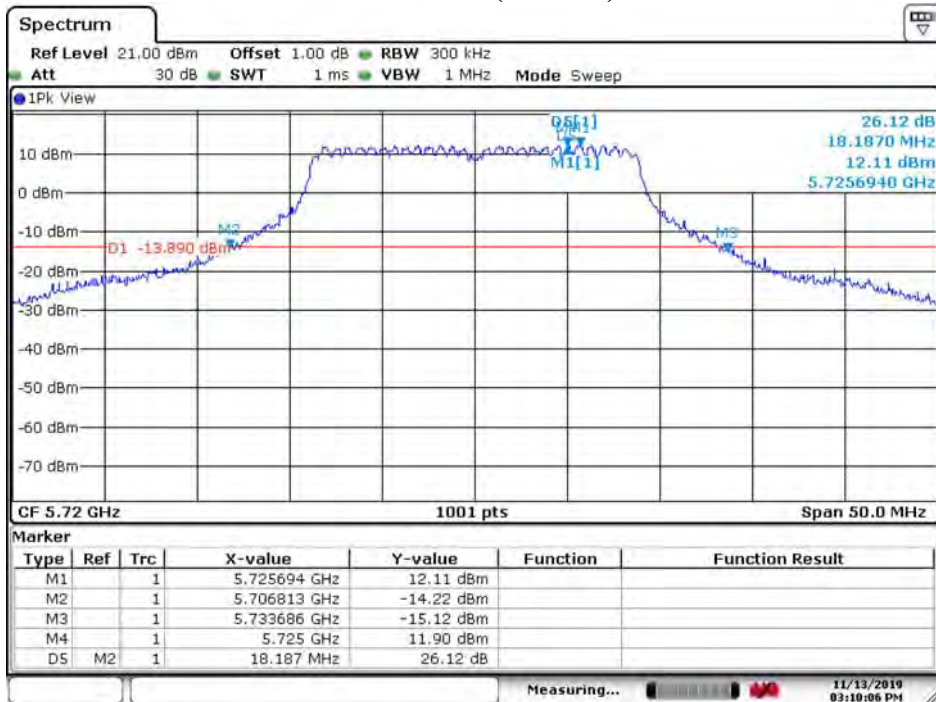


### Channel 144 (Chain A)



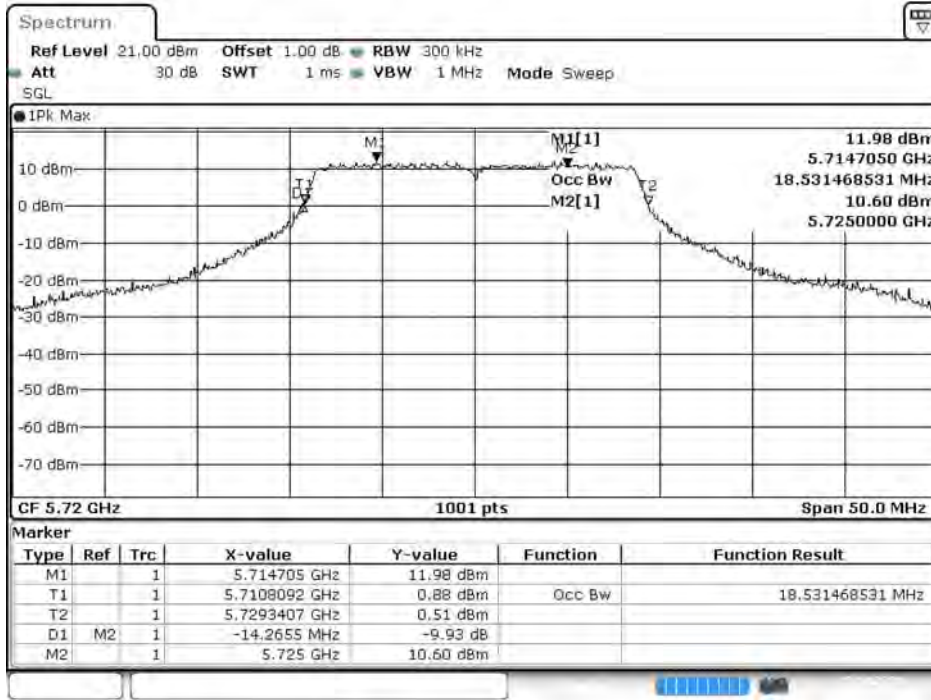
Date: 13.NOV.2019 14:59:10

### Channel 144 (Chain B)

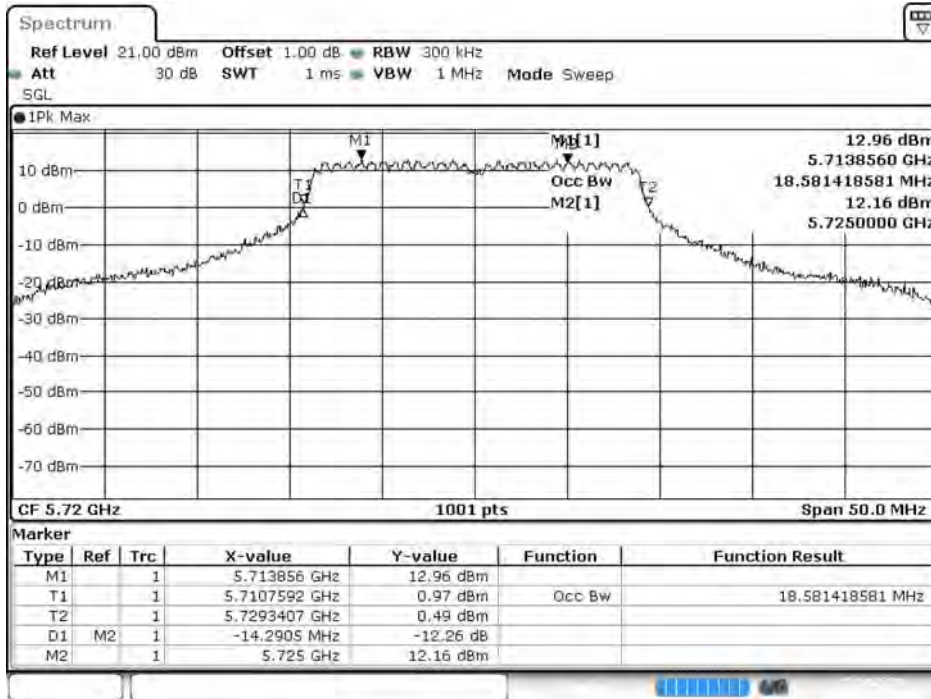


Date: 13.NOV.2019 15:10:06

### 99% Occupied Bandwidth Channel 144(Chain A)

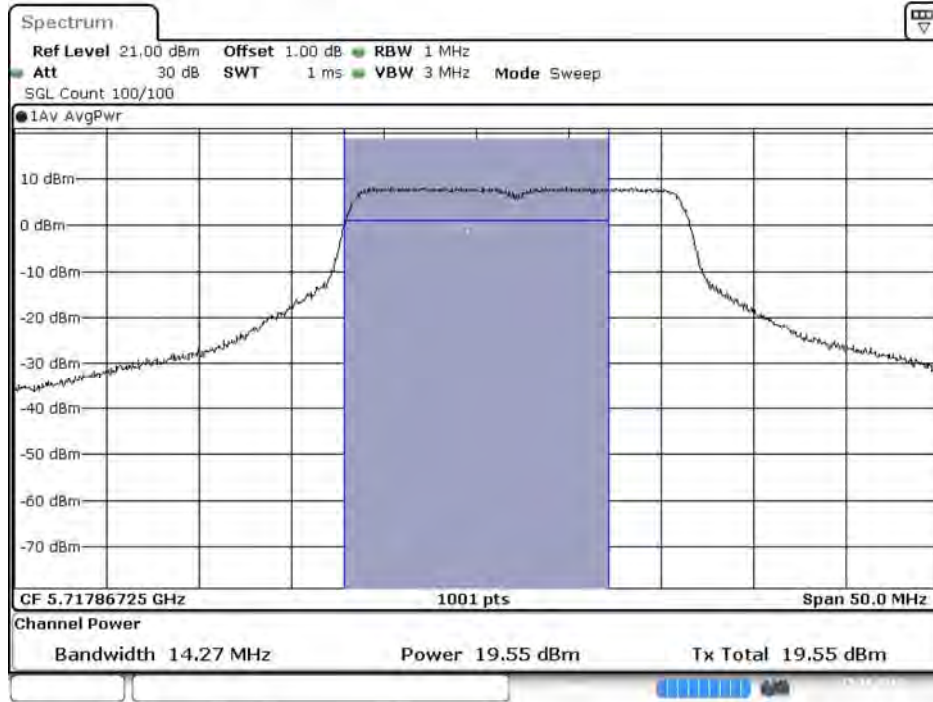


### 99% Occupied Bandwidth Channel 144(Chain B)



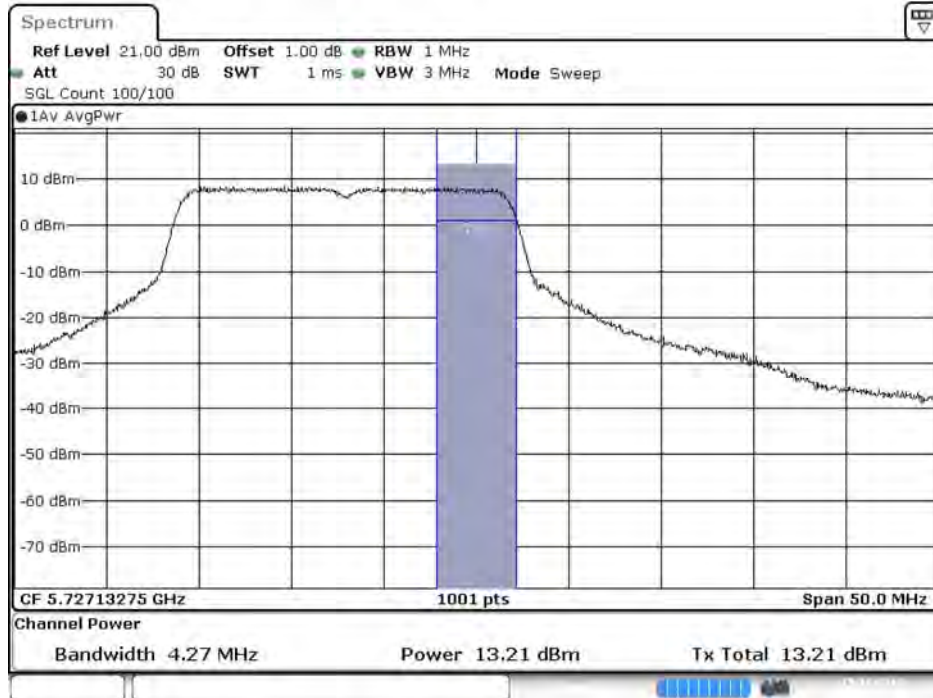


**Maximum conducted output power:  
Channel 144 (U-NII-2C) (Chain A)**



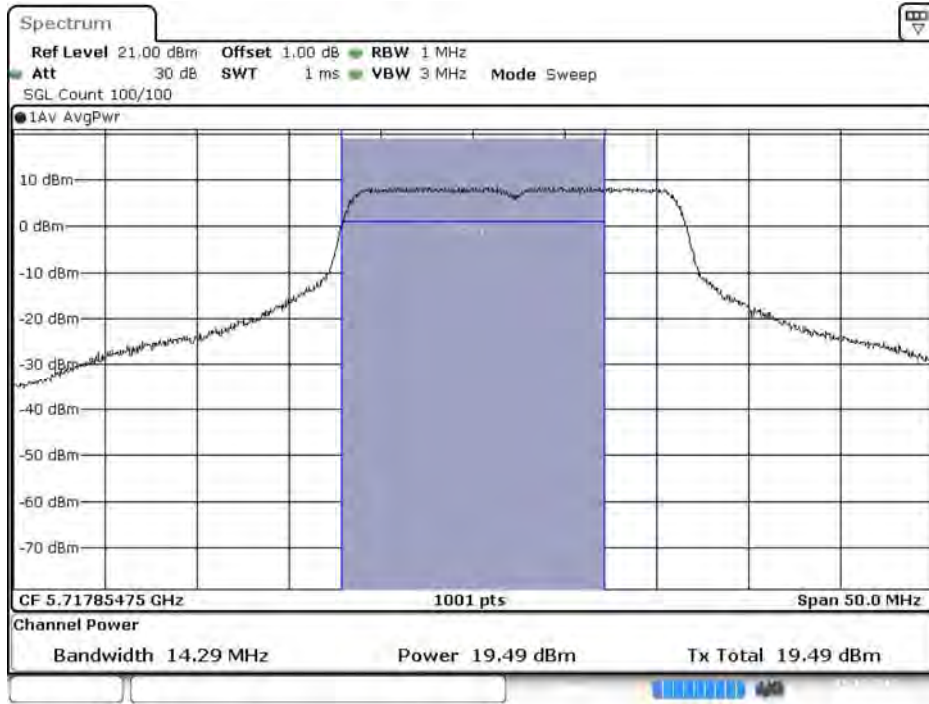
Date: 15.OCT.2019 07:59:57

**Maximum conducted output power:  
Channel 144 (U-NII-3) (Chain A)**

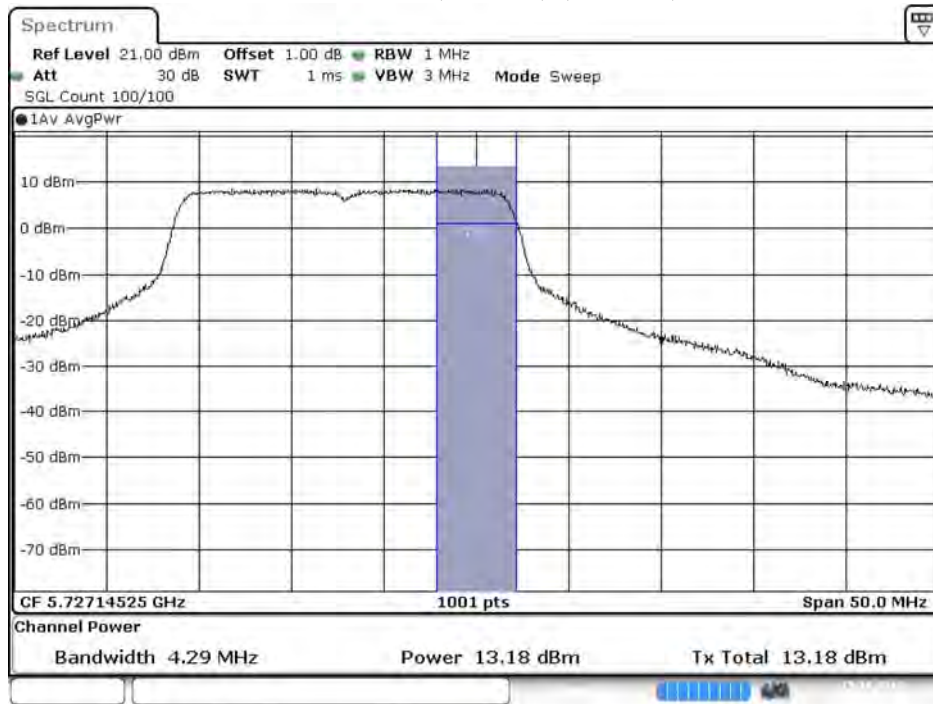


Date: 15.OCT.2019 08:00:19

**Maximum conducted output power:  
Channel 144 (U-NII-2C) (Chain B)**



**Maximum conducted output power:  
Channel 144 (U-NII-3) (Chain B)**



Product : Intel® Wireless-AC 9560  
 Test Item : Maximum conducted output power  
 Test Mode : Mode 3: Transmit (802.11n-40BW\_30Mbps)  
 Test Date : 2019/11/11

**Chain A**

Cable loss=1.0dB		Average Power							
Channel No.	Frequency (MHz)	Data Rate (Mbps)							
		30	60	90	120	180	240	270	300
		Measurement Level (dBm)							
38	5190	15.87	--	--	--	--	--	--	--
46	5230	18.81	18.74	18.69	18.65	18.61	18.55	18.49	18.43
54	5270	17.88	--	--	--	--	--	--	--
62	5310	14.58	14.52	14.45	14.38	14.34	14.27	14.23	14.2
102	5510	16.23	--	--	--	--	--	--	--
110	5550	20.83	20.79	20.74	20.68	20.63	20.6	20.54	20.51
134	5670	18.11	--	--	--	--	--	--	--
142(U-NII-2C)	5710	19.8	19.76	19.72	19.67	19.61	19.56	19.52	19.48
142(U-NII-3)	5710	9.85	9.79	9.73	9.68	9.63	9.57	9.51	9.44
151	5755	19.13	--	--	--	--	--	--	--
159	5795	20.19	20.14	20.11	20.05	19.99	19.92	19.86	19.82

Note: Maximum conducted output power Value =Reading value on average power meter + cable loss

**Chain B**

Cable loss=1.0dB		Average Power							
Channel No.	Frequency (MHz)	Data Rate (Mbps)							
		30	60	90	120	180	240	270	300
		Measurement Level (dBm)							
38	5190	15.62	--	--	--	--	--	--	--
46	5230	18.83	18.8	18.75	18.71	18.65	18.61	18.55	18.52
54	5270	17.68	--	--	--	--	--	--	--
62	5310	14.52	14.48	14.44	14.4	14.37	14.32	14.26	14.22
102	5510	15.96	--	--	--	--	--	--	--
110	5550	19.41	19.36	19.31	19.27	19.24	19.19	19.16	19.11
134	5670	18.77	--	--	--	--	--	--	--
142(U-NII-2C)	5710	20.24	20.18	20.12	20.09	20.05	19.98	19.91	19.85
142(U-NII-3)	5710	10.38	10.32	10.26	10.23	10.18	10.11	10.08	10.03
151	5755	18.31	--	--	--	--	--	--	--
159	5795	19.54	19.49	19.44	19.4	19.34	19.3	19.26	19.21

Note: Maximum conducted output power Value =Reading value on average power meter + cable loss

### Maximum conducted output power Measurement:

#### Chain A + B

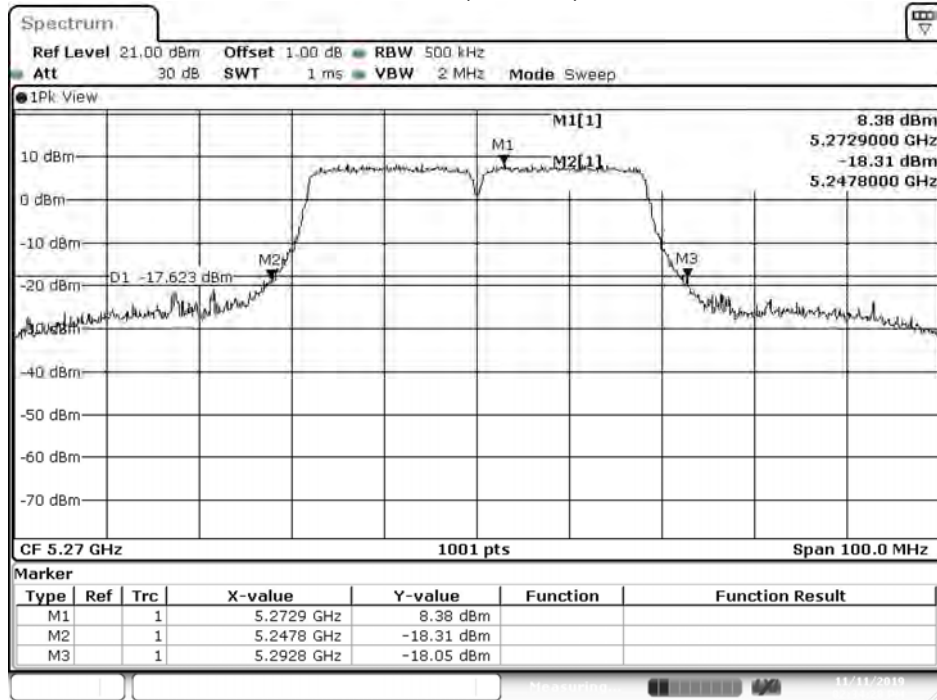
Channel Number	Frequency (MHz)	26dB Bandwidth (MHz)	Chain A Power (dBm)	Chain B Power (dBm)	Output Power (dBm)	Output Power Limit	
						(dBm)	dBm+10log(BW)
38	5190	--	15.87	15.62	18.76	23.9	--
46	5230	--	18.81	18.83	21.83	23.9	--
54	5270	42.600	17.88	17.68	20.79	24	27.29
62	5310	43.300	14.58	14.52	17.56	24	27.36
102	5510	44.600	16.23	15.96	19.11	23.26	26.75
110	5550	50.500	20.83	19.41	23.19	23.26	27.29
134	5670	44.600	18.11	18.77	21.46	23.26	26.75
142(U-NII-2C)	5710	36.780	19.80	20.24	23.04	23.26	25.92
142(U-NII-3)	5710	--	9.85	10.38	13.13	30	--
151	5755	--	19.13	18.31	21.75	30	--
159	5795	--	20.19	19.54	22.89	30	--

Note:

1. Output Power (dBm) = 10LOG (Chain A Power (mW)+ Chain B Power (mW))
2. 26dB Bandwidth is the bandwidth of chain A or chain B whichever is less bandwidth, output power limitation is more stringent.

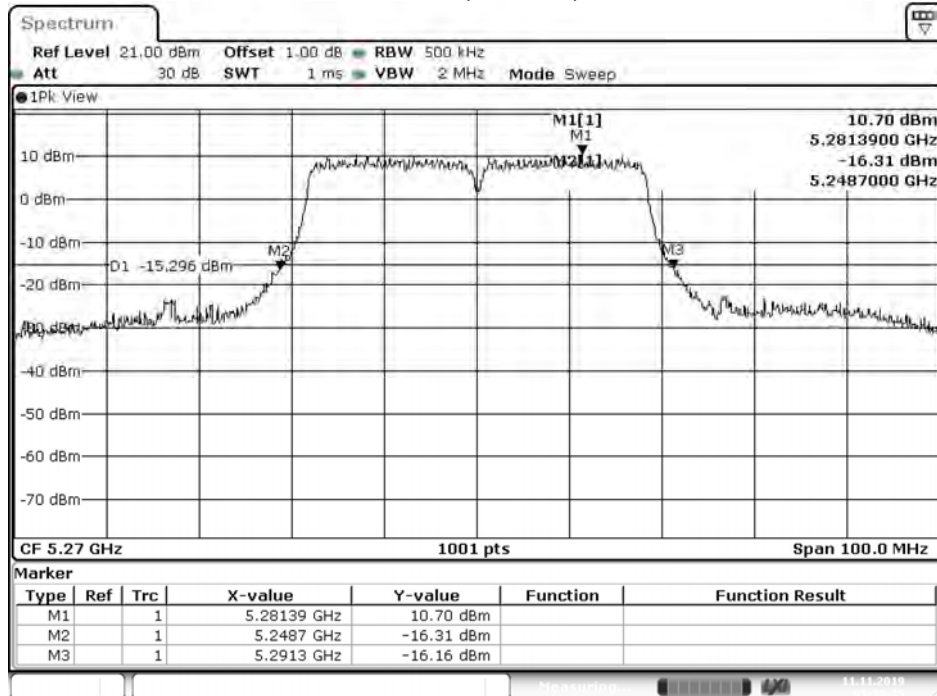
### 26dB Occupied Bandwidth:

#### Channel 54 (Chain A)



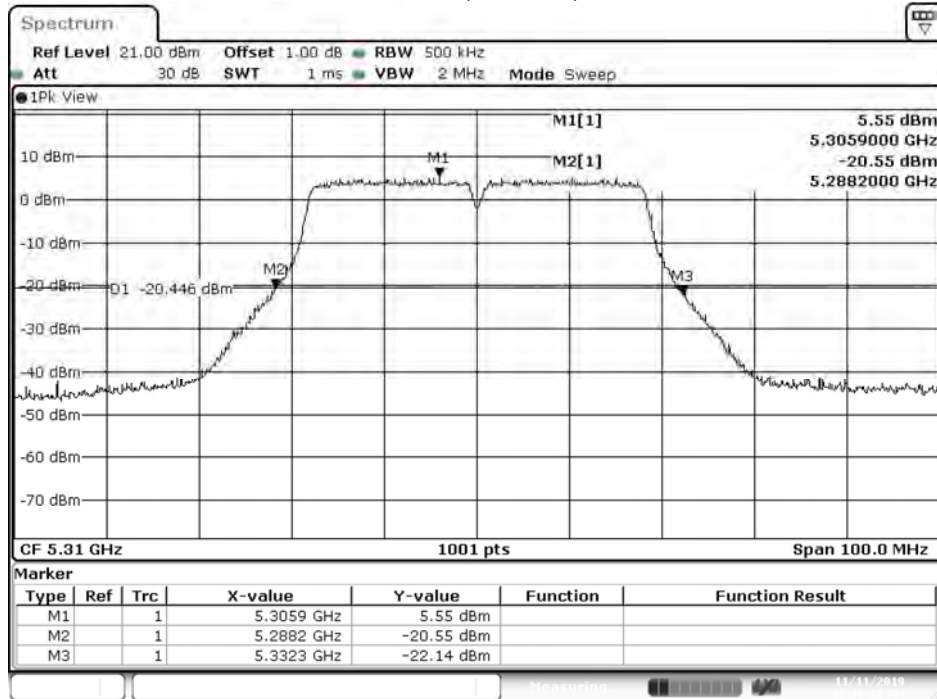
Date: 11.NOV.2019 14:34:28

#### Channel 54 (Chain B)



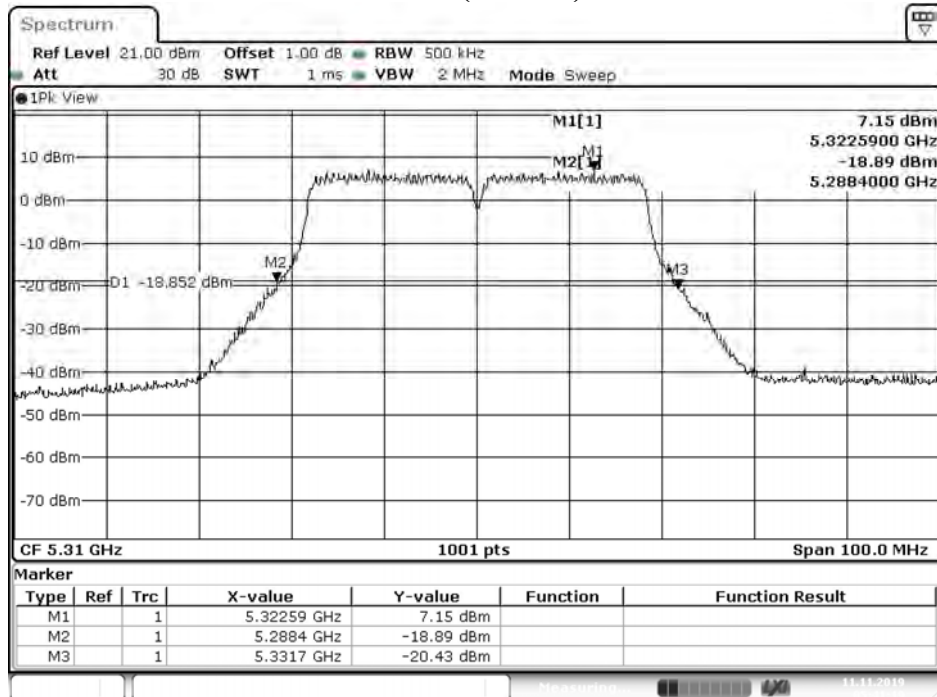
Date: 11.NOV.2019 05:39:25

### Channel 62 (Chain A)



Date: 11.NOV.2019 14:36:23

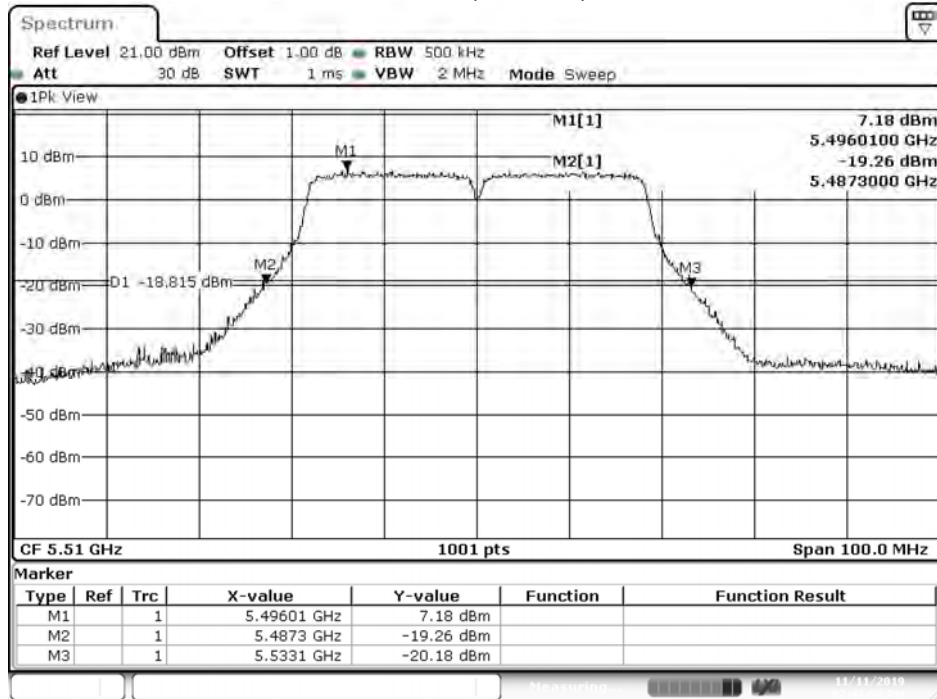
### Channel 62 (Chain B)



Date: 11.NOV.2019 05:41:20

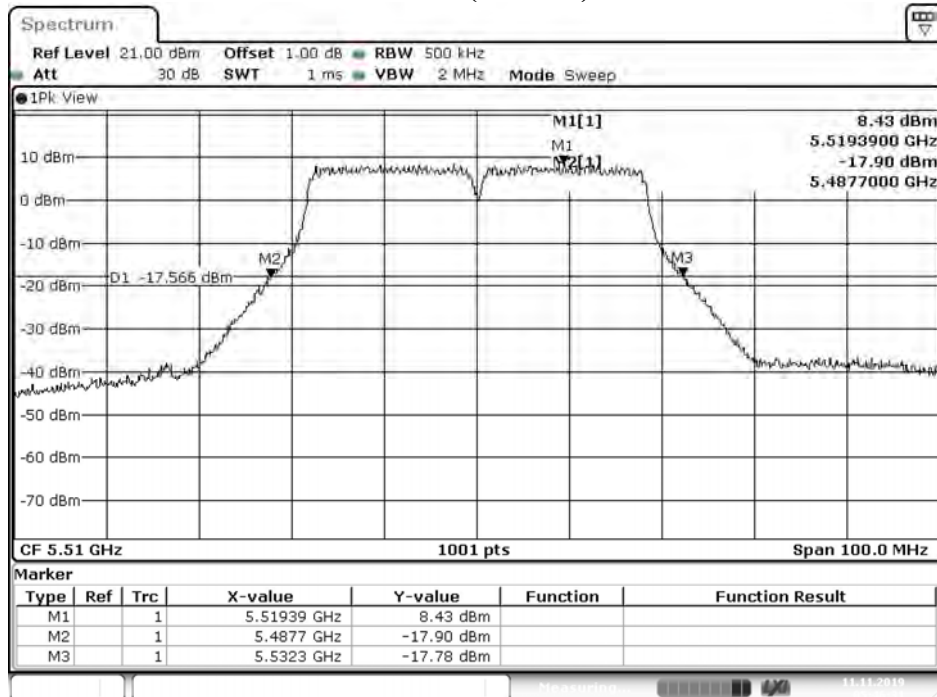


### Channel 102 (Chain A)



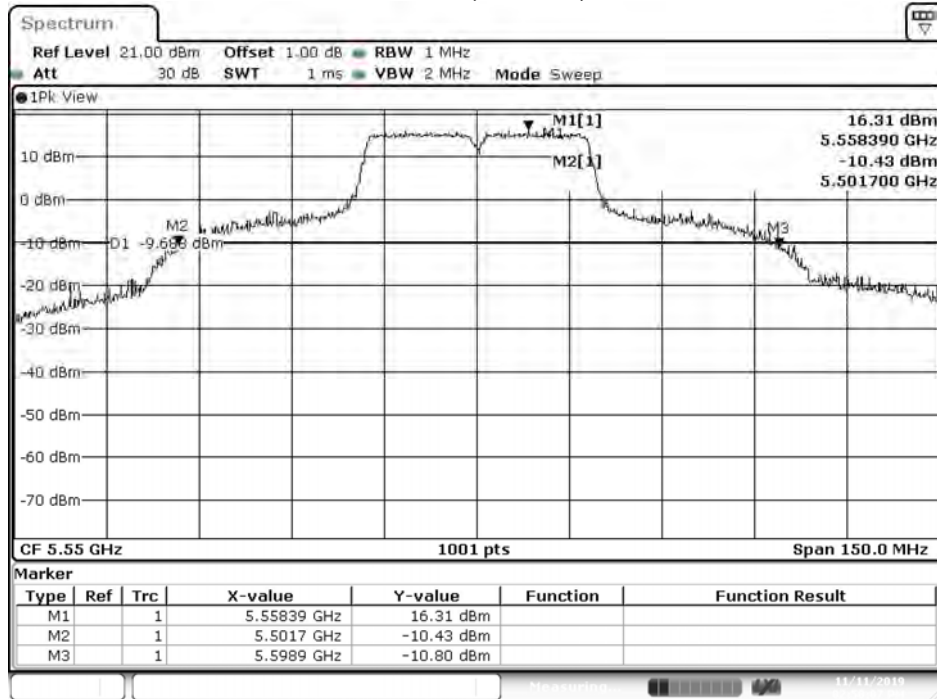
Date: 11.NOV.2019 14:41:34

### Channel 102 (Chain B)



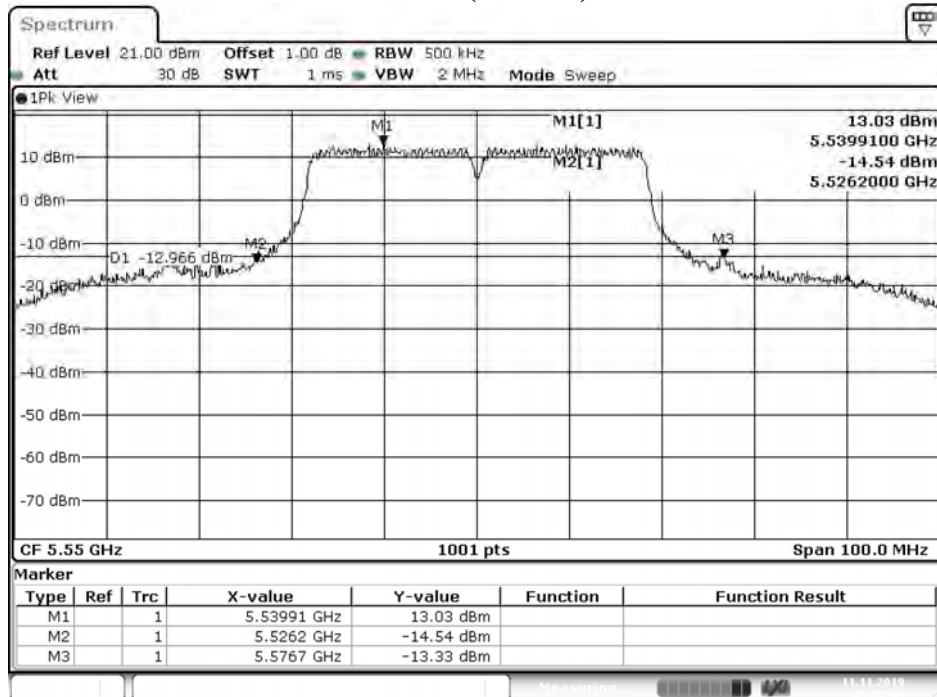
Date: 11.NOV.2019 05:46:31

### Channel 110 (Chain A)



Date: 11.NOV.2019 14:50:07

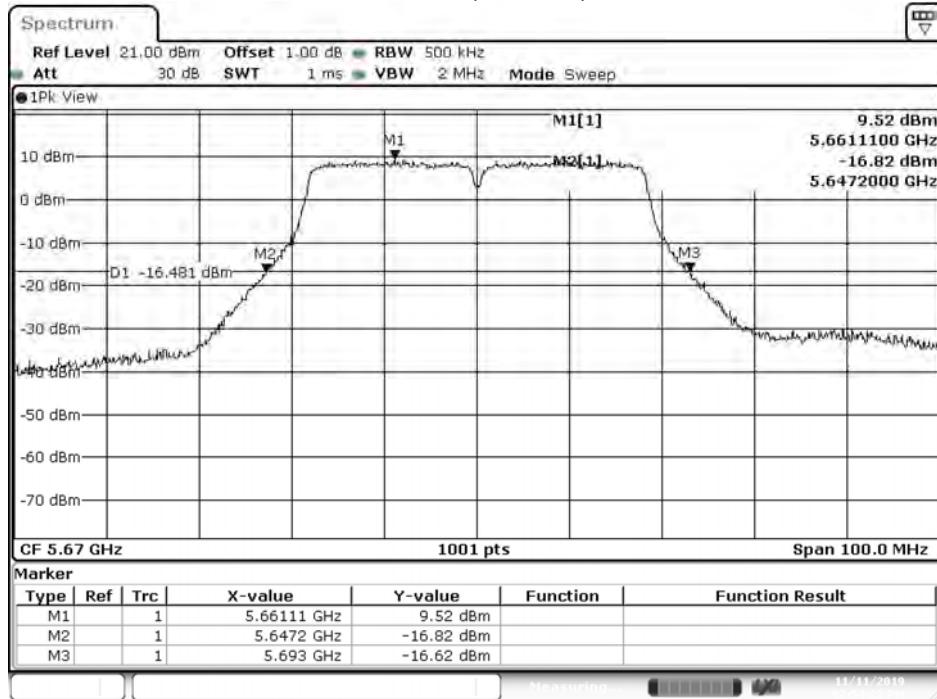
### Channel 110 (Chain B)



Date: 11.NOV.2019 05:52:04

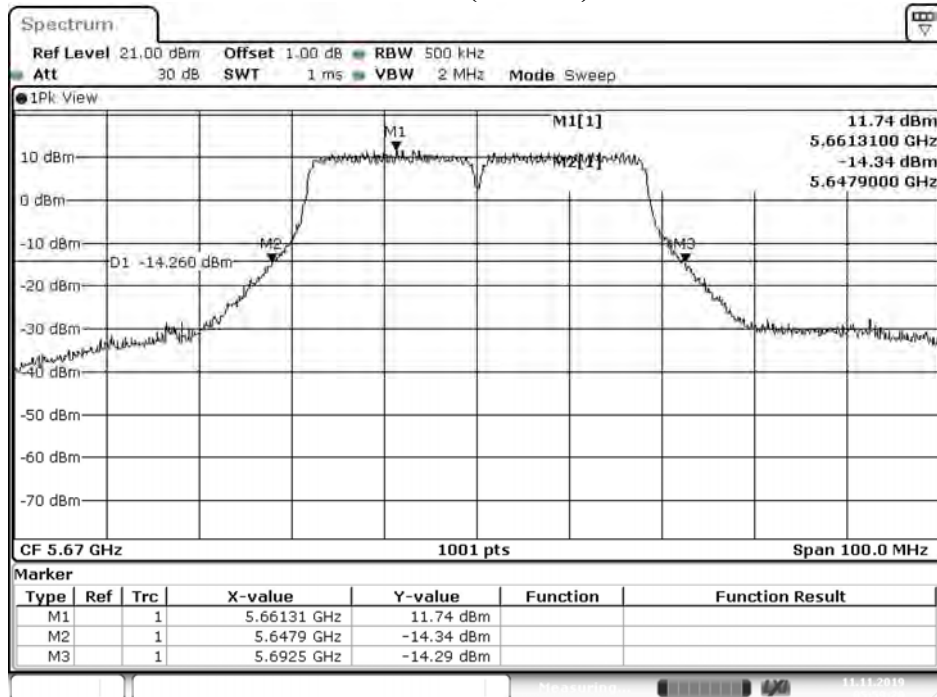


### Channel 134 (Chain A)



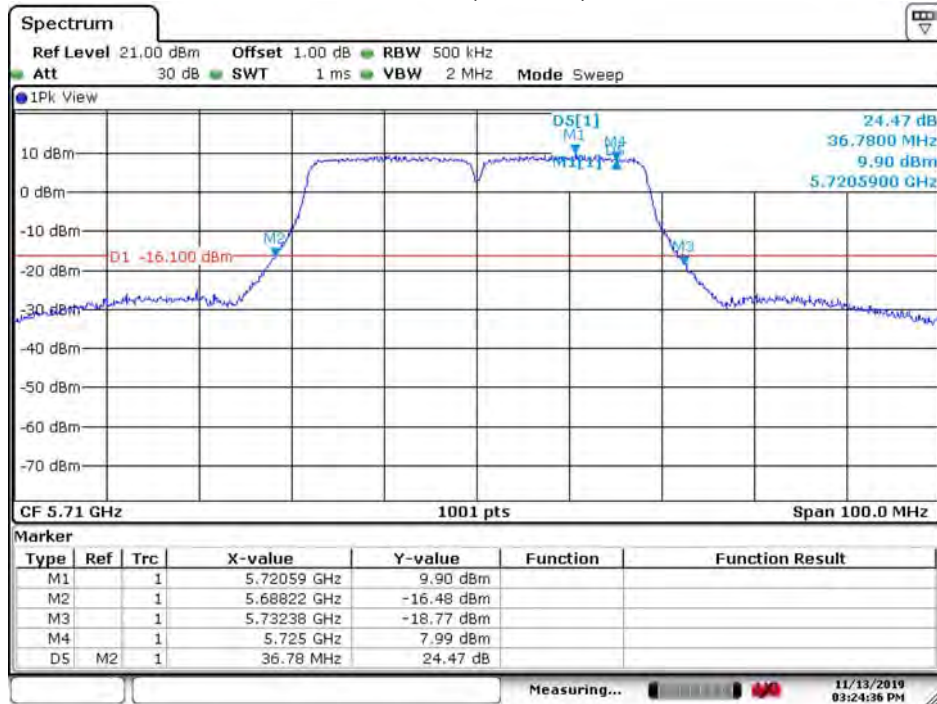
Date: 11.NOV.2019 14:54:23

### Channel 134 (Chain B)



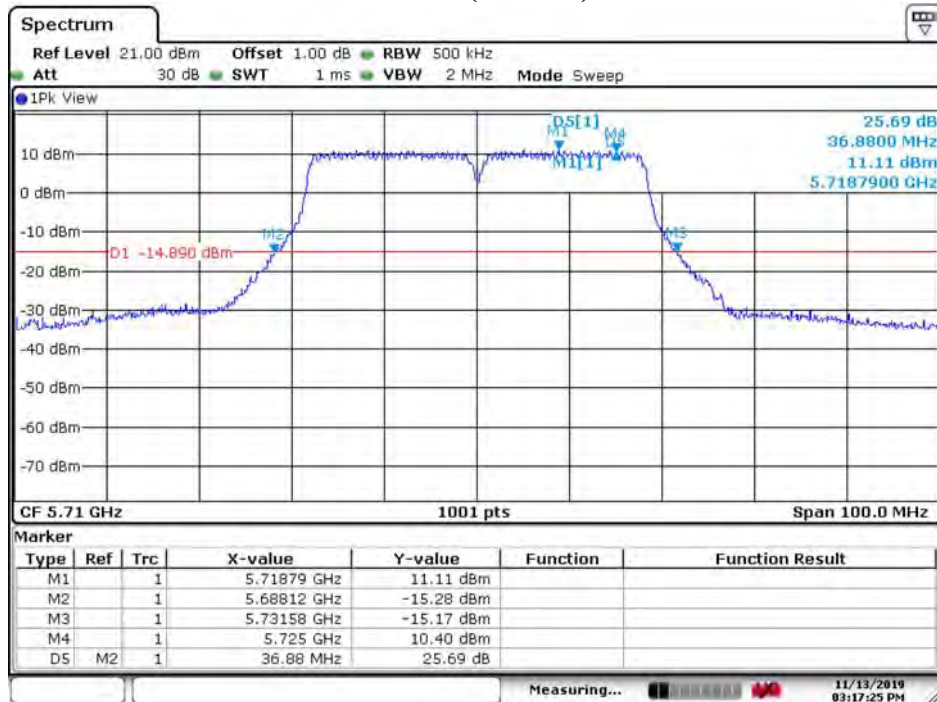
Date: 11.NOV.2019 05:59:21

### Channel 142 (Chain A)



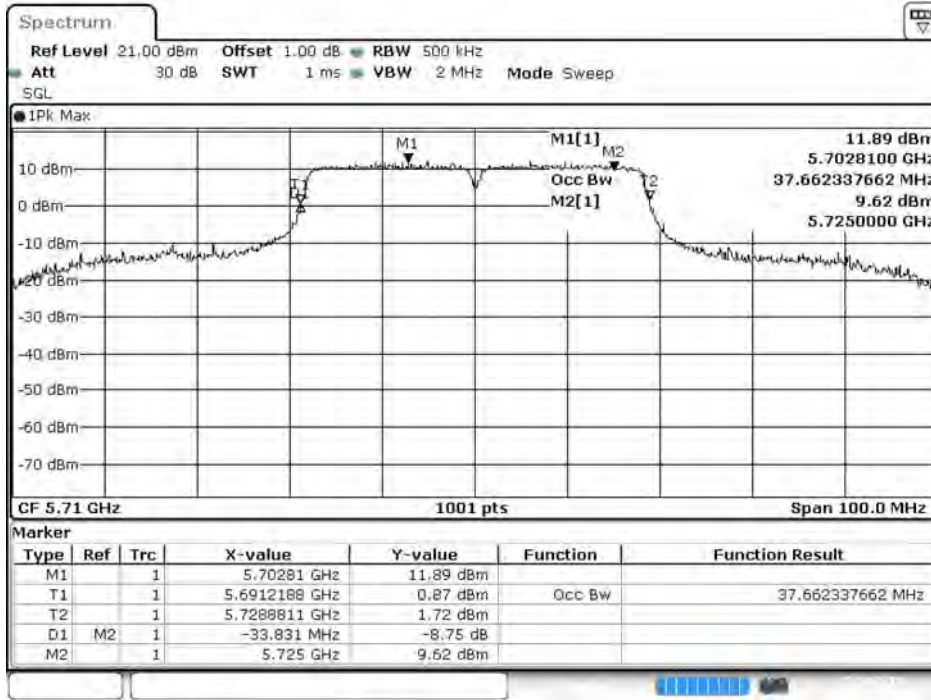
Date: 13.NOV.2019 15:24:37

### Channel 142 (Chain B)



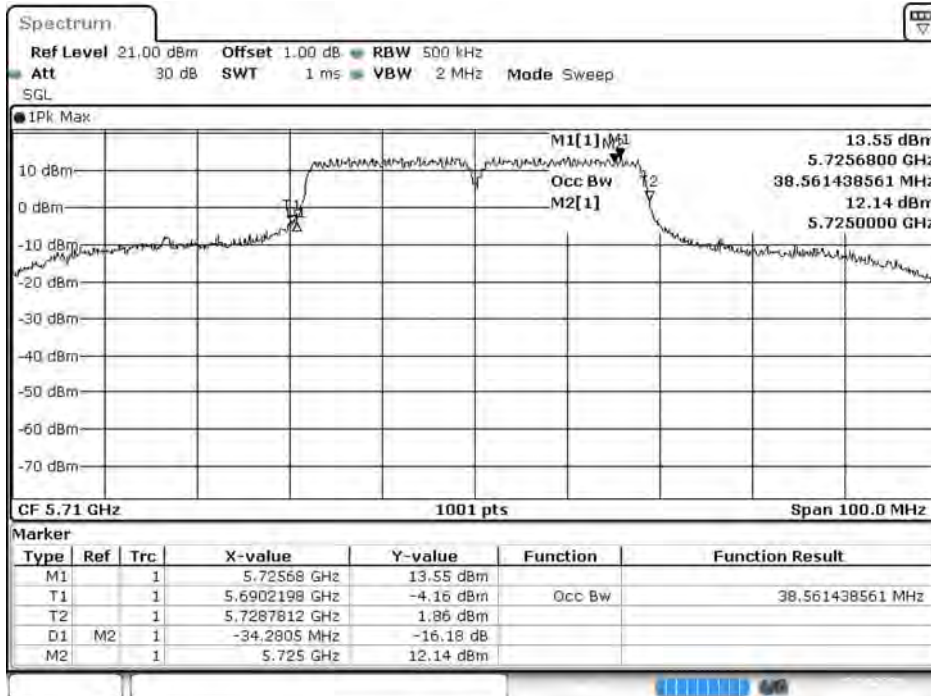
Date: 13.NOV.2019 15:17:25

### 99% Occupied Bandwidth Channel 142(Chain A)



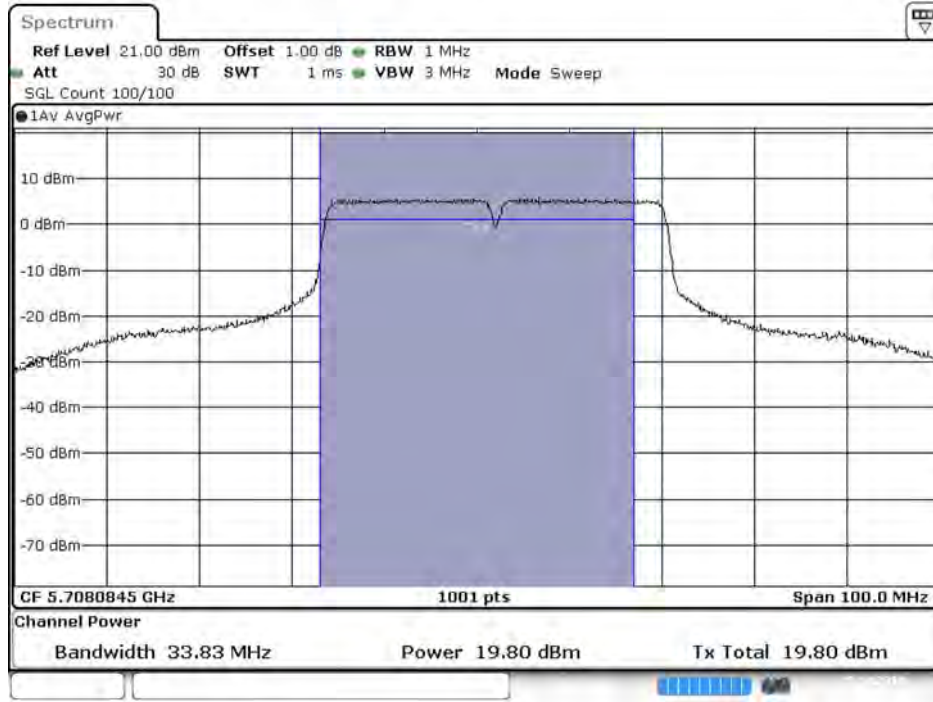
Date: 15.OCT 2019 08:32:35

### 99% Occupied Bandwidth Channel 142(Chain B)



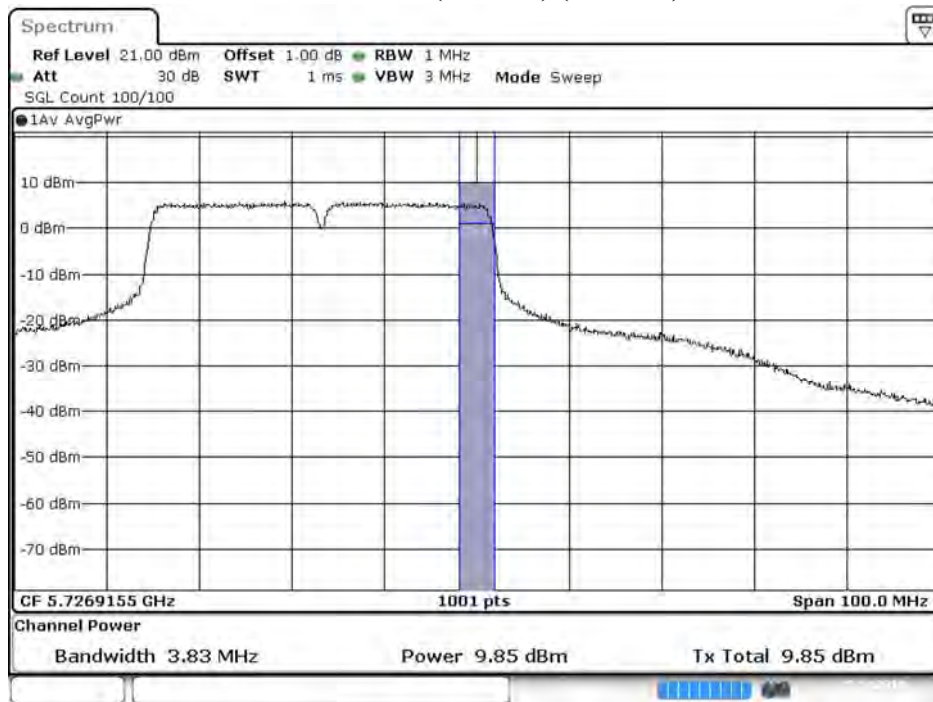
Date: 15.OCT 2019 19:22:33

**Maximum conducted output power:  
Channel 142 (U-NII-2C) (Chain A)**



Date: 15.OCT 2019 08:33:00

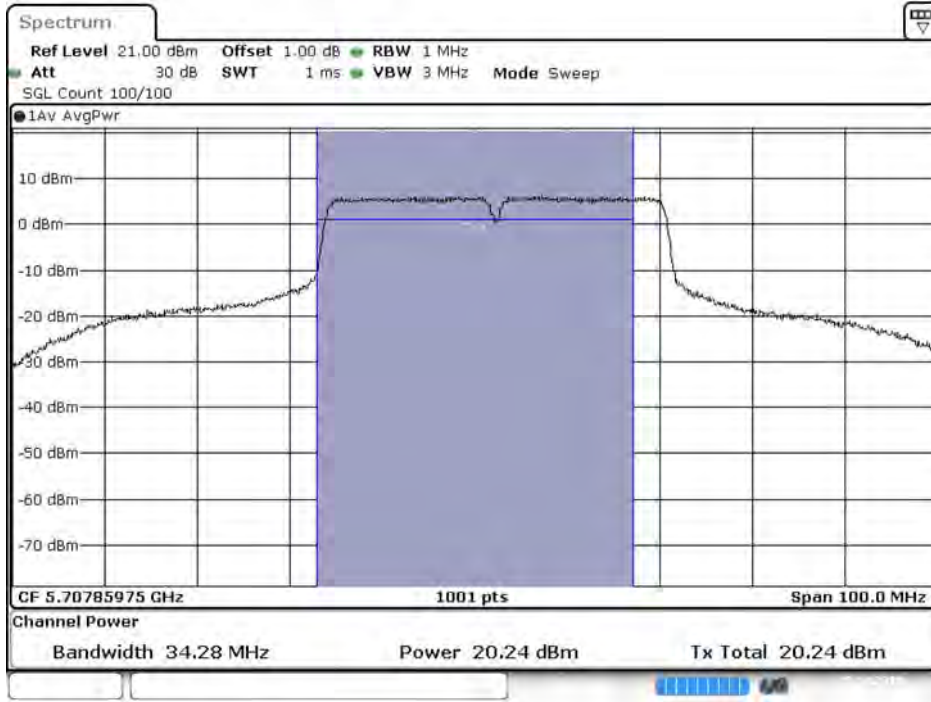
**Maximum conducted output power:  
Channel 142 (U-NII-3) (Chain A)**



Date: 15.OCT 2019 08:33:23

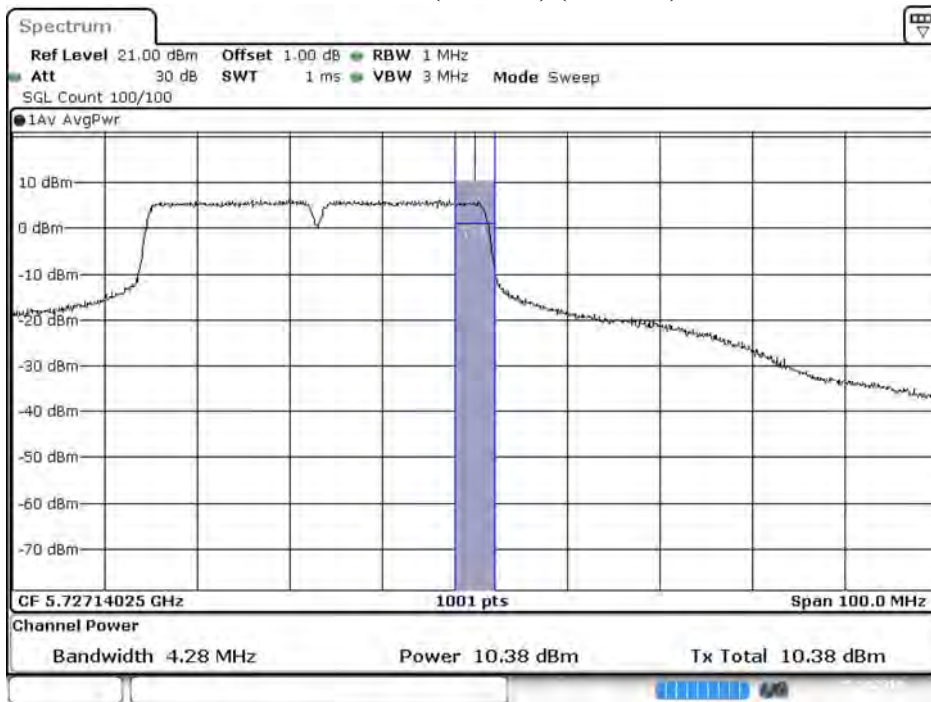


**Maximum conducted output power:  
Channel 142 (U-NII-2C) (Chain B)**



Date: 15.OCT 2019 19:22:58

**Maximum conducted output power:  
Channel 142 (U-NII-3) (Chain B)**



Date: 15.OCT 2019 19:23:21

Product : Intel® Wireless-AC 9560  
 Test Item : Maximum conducted output power  
 Test Mode : Mode 4: Transmit (802.11ac-80BW\_65Mbps)  
 Test Date : 2019/11/11

**Chain A**

Cable loss=1.0dB		Maximum conducted output power									
Channel No	Frequency (MHz)	Data Rate (Mbps)									
		65	130	195	260	390	520	585	650	780	866.7
42	5210	15.7	15.66	15.62	15.59	15.54	15.49	15.42	15.38	15.34	15.29
58	5290	13.09	13.03	13	12.93	12.88	12.83	12.79	12.72	12.66	12.61
106	5530	15.44	--	--	--	--	--	--	--	--	--
122	5610	19.71	19.67	19.62	19.58	19.55	19.51	19.47	19.42	19.37	19.32
138 (U-NII-2C)	5690	19.9	--	--	--	--	--	--	--	--	--
138 (U-NII-3)	5690	3.37	--	--	--	--	--	--	--	--	--
155	5775	18.32	18.64	18.58	18.52	18.47	18.43	18.39	18.35	18.29	18.24

Note: Maximum conducted output power Value =Reading value on Spectrum Analyzer + cable loss

**Chain B**

Cable loss=1.0dB		Maximum conducted output power									
Channel No	Frequency (MHz)	Data Rate (Mbps)									
		65	130	195	260	390	520	585	650	780	866.7
42	5210	13.63	13.58	13.54	13.49	13.43	13.36	13.29	13.23	13.16	13.09
58	5290	12.73	12.68	12.62	12.59	12.54	12.50	12.47	12.43	12.36	12.30
106	5530	15.46	--	--	--	--	--	--	--	--	--
122	5610	20.55	20.51	20.48	20.43	20.39	20.36	20.31	20.27	20.22	20.18
138 (U-NII-2C)	5690	20.31	--	--	--	--	--	--	--	--	--
138 (U-NII-3)	5690	4.29	--	--	--	--	--	--	--	--	--
155	5775	18.09	18.03	17.97	17.91	17.85	17.79	17.73	17.67	17.61	17.55

Note: Maximum conducted output power Value =Reading value on Spectrum Analyzer + cable loss

**Maximum conducted output power Measurement:**

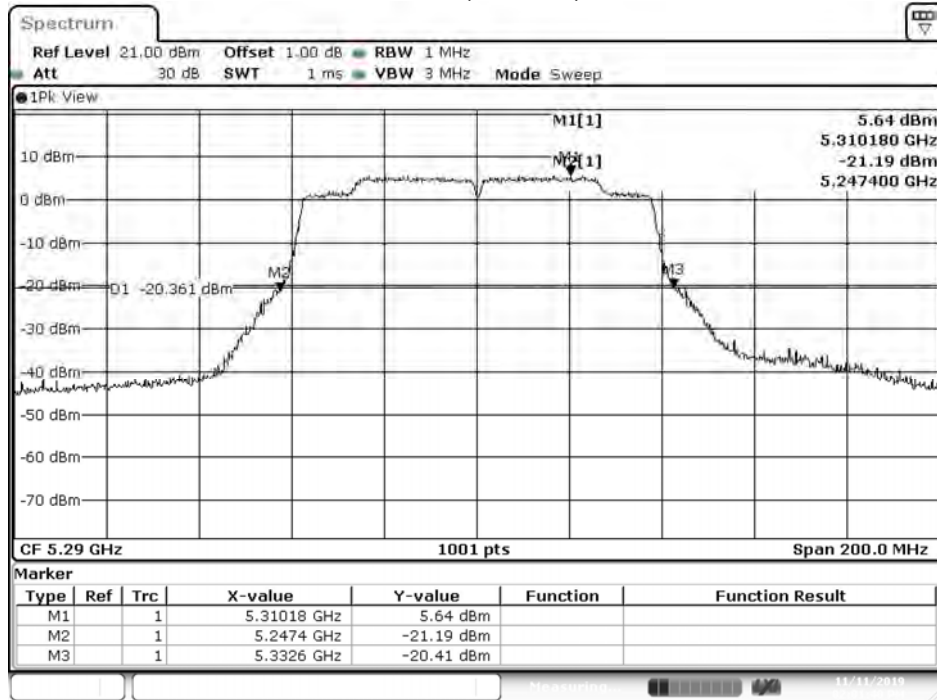
Channel No	Frequency Range (MHz)	26dB Bandwidth (MHz)	Chain A Power (dBm)	Chain B Power (dBm)	Output Power (dBm)	Output Power Limit		Result
						(dBm)	dBm+10log(BW)	
42	5210	--	15.70	13.63	17.80	23.9	--	Pass
58	5290	85.200	13.09	12.73	15.92	24	30.30	Pass
106	5530	85.400	15.44	15.46	18.46	23.26	29.57	Pass
122	5610	106.000	19.71	20.55	23.16	23.26	30.51	Pass
138 (U-NII-2C)	5690	79.160	19.90	20.31	23.12	23.26	29.25	Pass
138 (U-NII-3)	5690	--	3.37	4.29	6.86	30	--	Pass
155	5775	--	18.32	18.09	21.22	30	--	Pass

Note:

1. Output Power (dBm) = 10LOG (Chain A Power (mW)+ Chain B Power (mW))
2. 26dB Bandwidth is the bandwidth of chain A or chain B whichever is less bandwidth, output power limitation is more stringent.

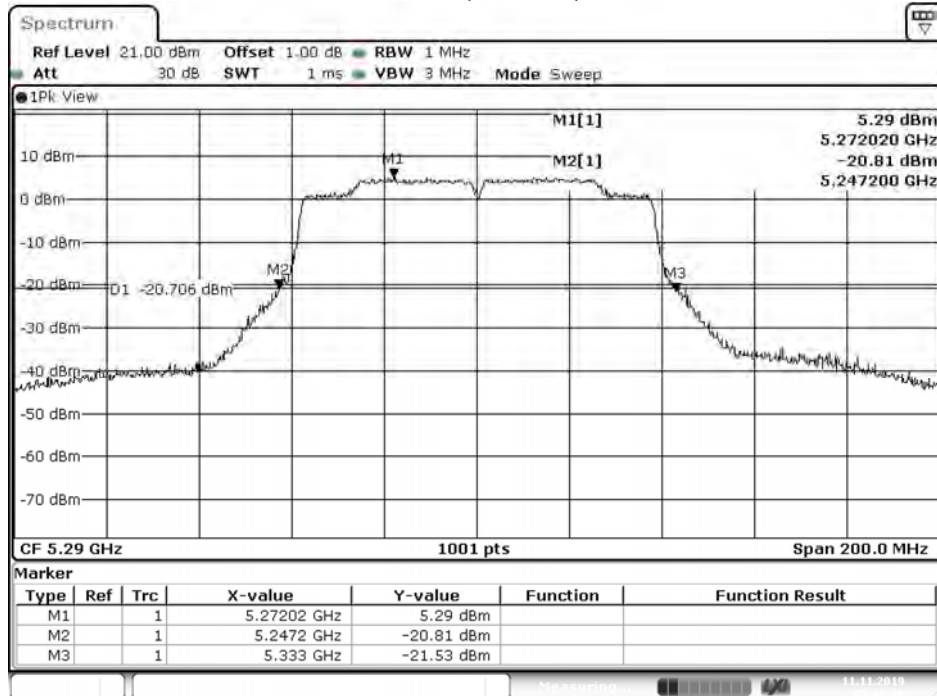
### 26dB Occupied Bandwidth:

#### Channel 58 (Chain A)



Date: 11.NOV.2019 14:01:41

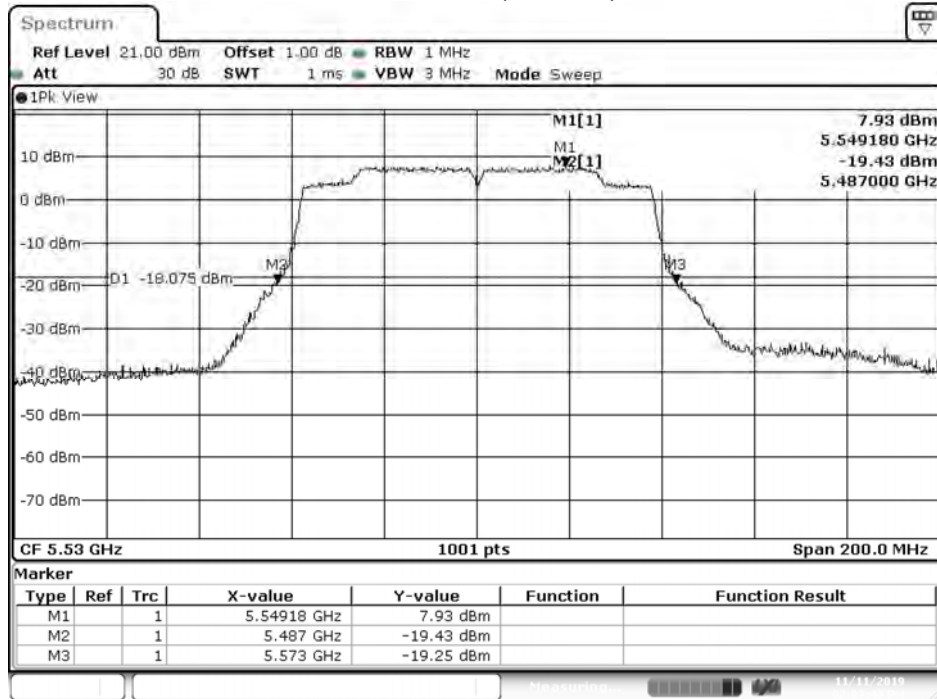
#### Channel 58 (Chain B)



Date: 11.NOV.2019 05:06:38

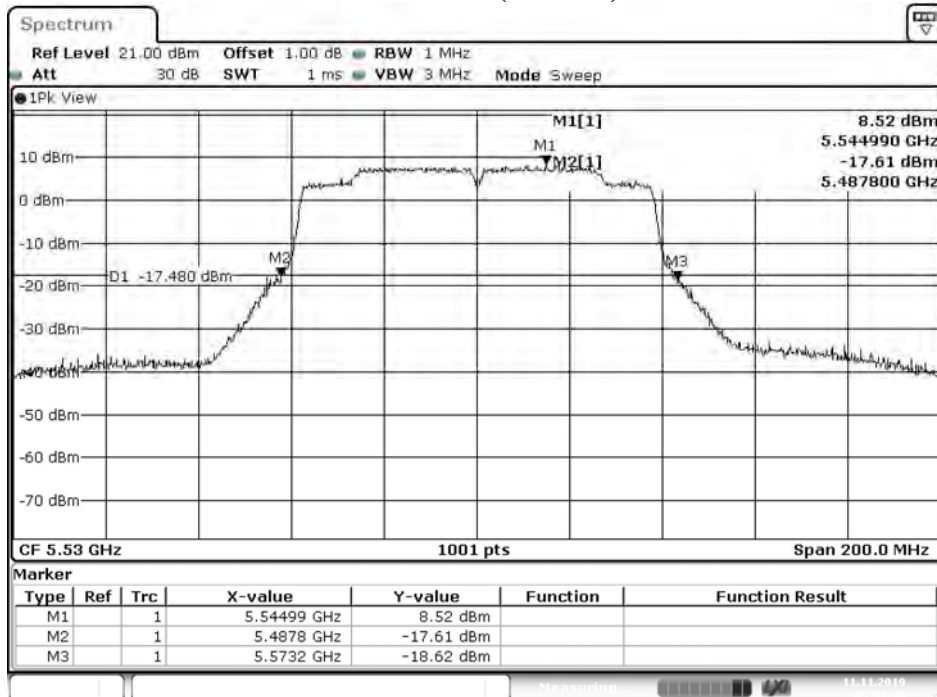


### Channel 106 (Chain A)



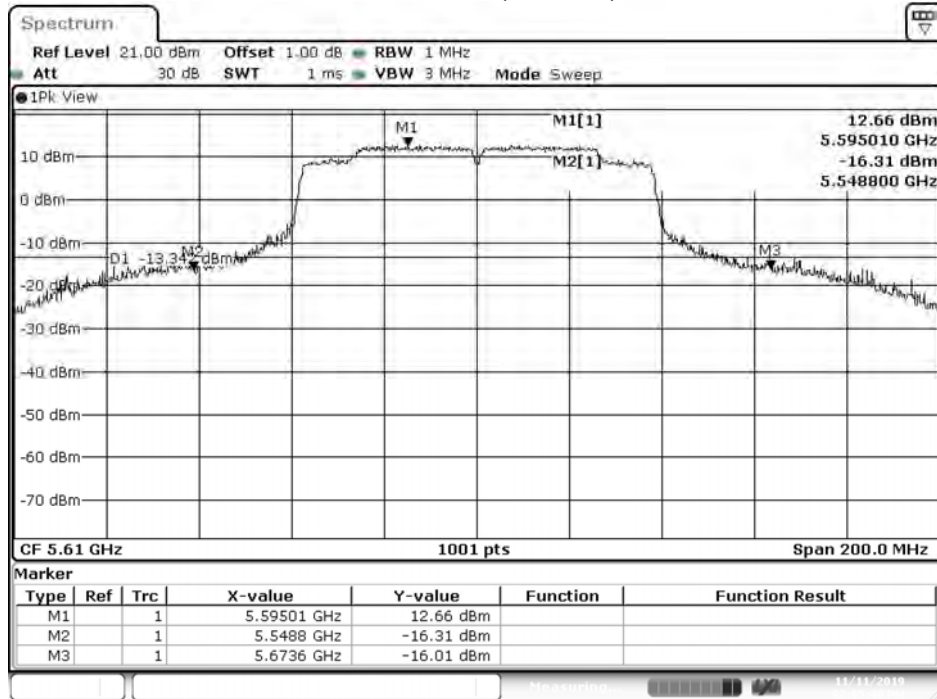
Date: 11.NOV.2019 14:03:43

### Channel 106 (Chain B)



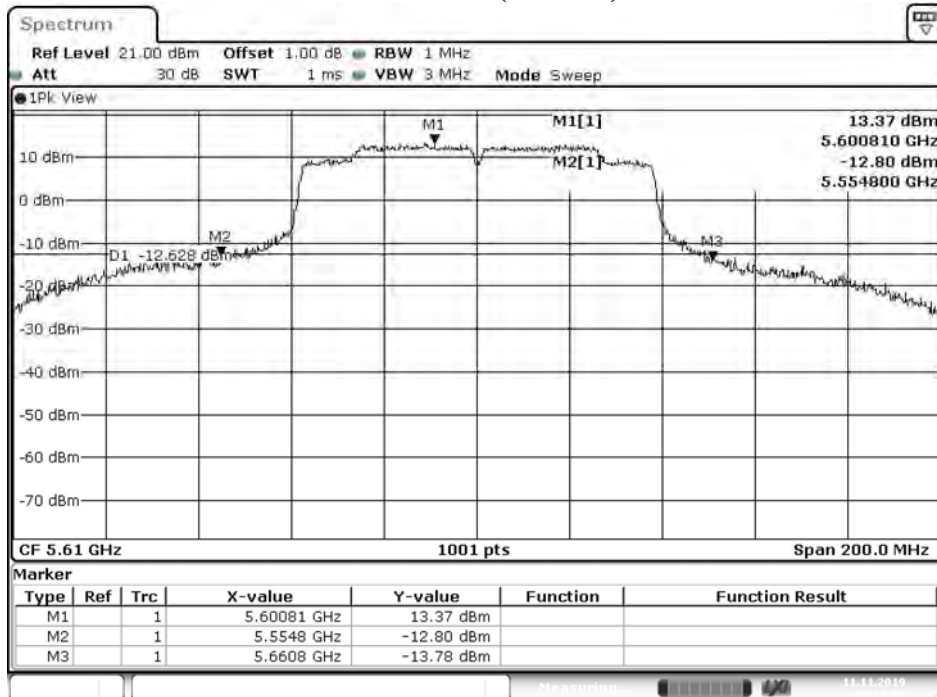
Date: 11.NOV.2019 05:08:40

### Channel 122 (Chain A)



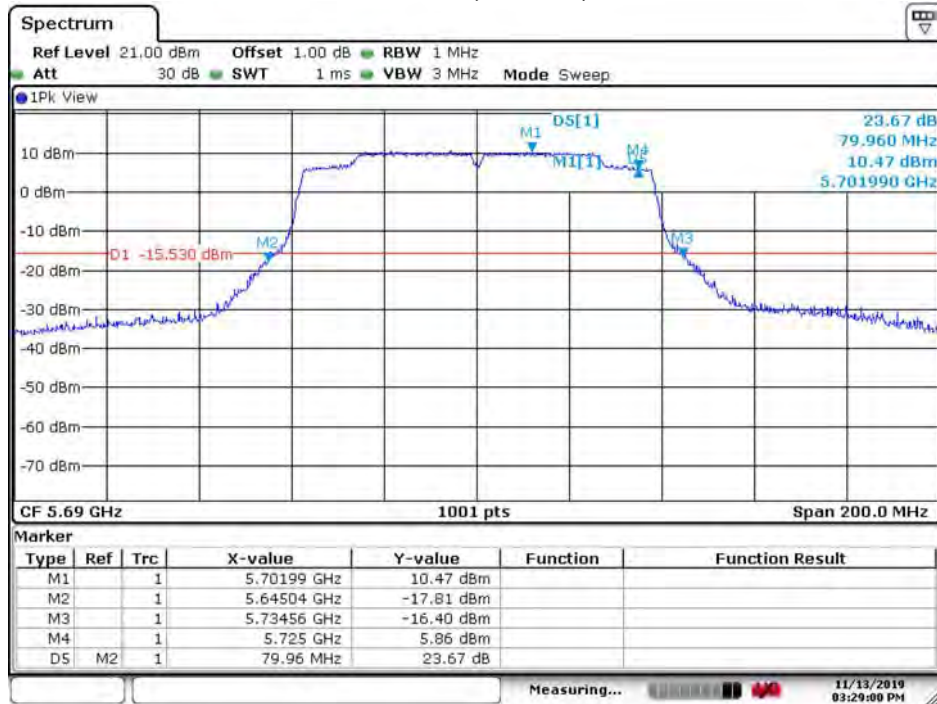
Date: 11.NOV.2019 14:05:40

### Channel 122 (Chain B)



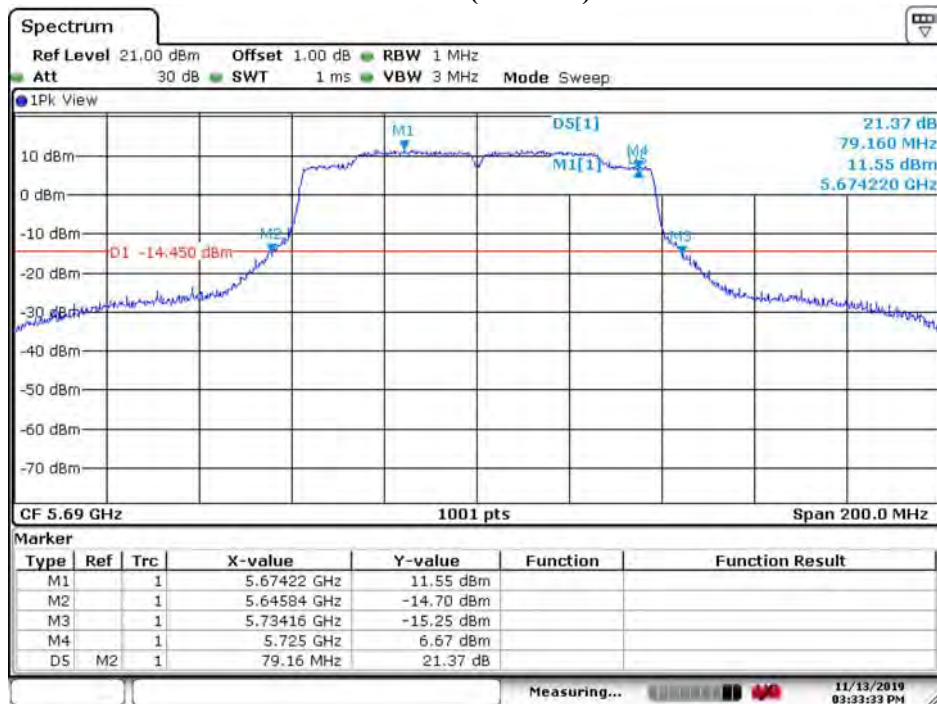
Date: 11.NOV.2019 05:10:37

### Channel 138 (Chain A)



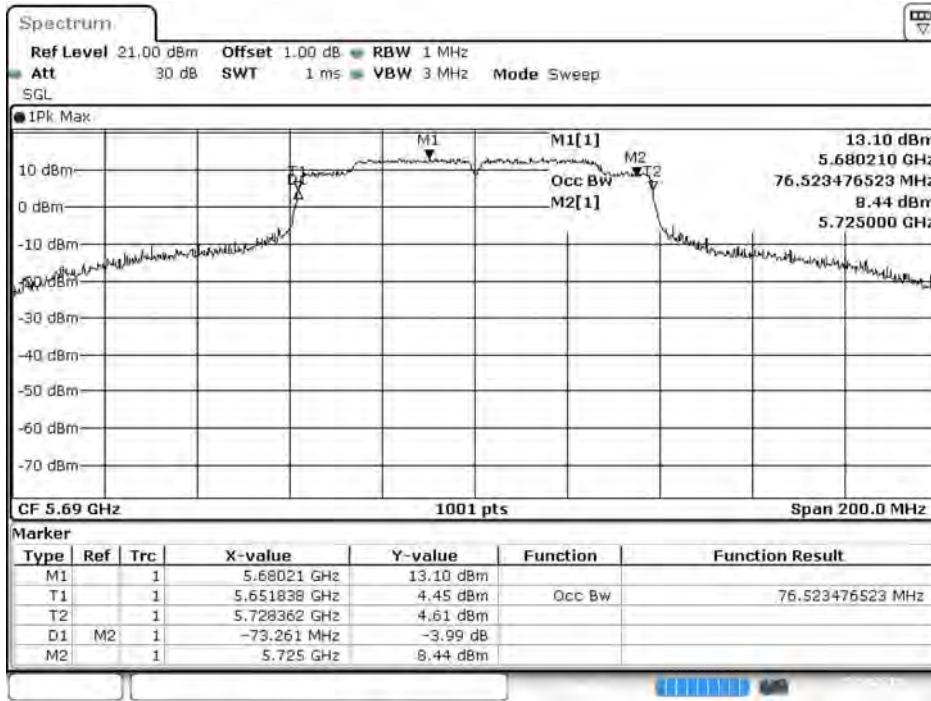
Date: 13.NOV.2019 15:29:00

### Channel 138 (Chain B)



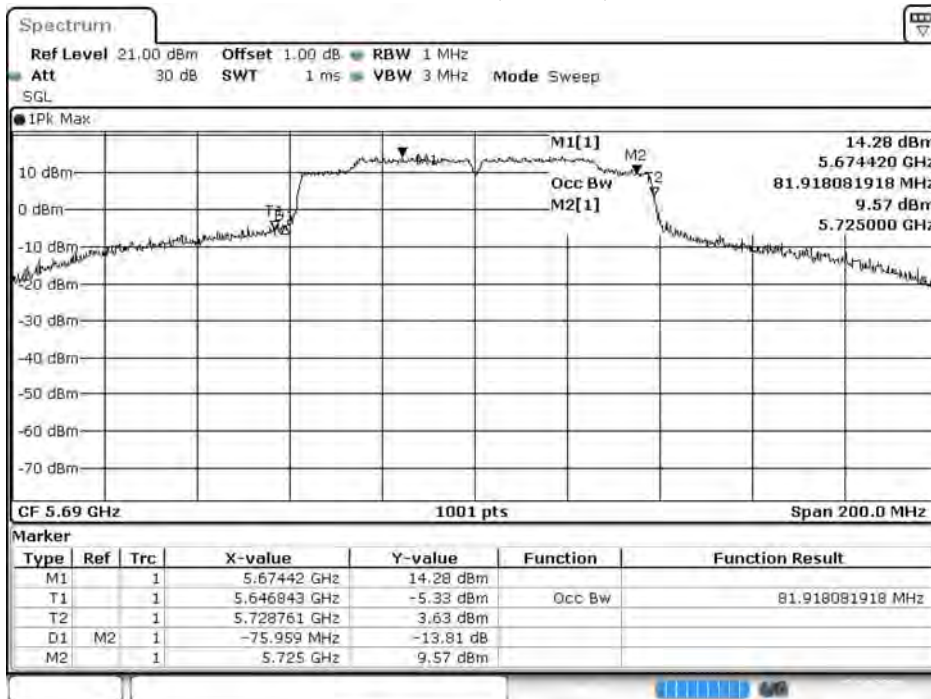
Date: 13.NOV.2019 15:33:33

### 99% Occupied Bandwidth Channel 138(Chain A)



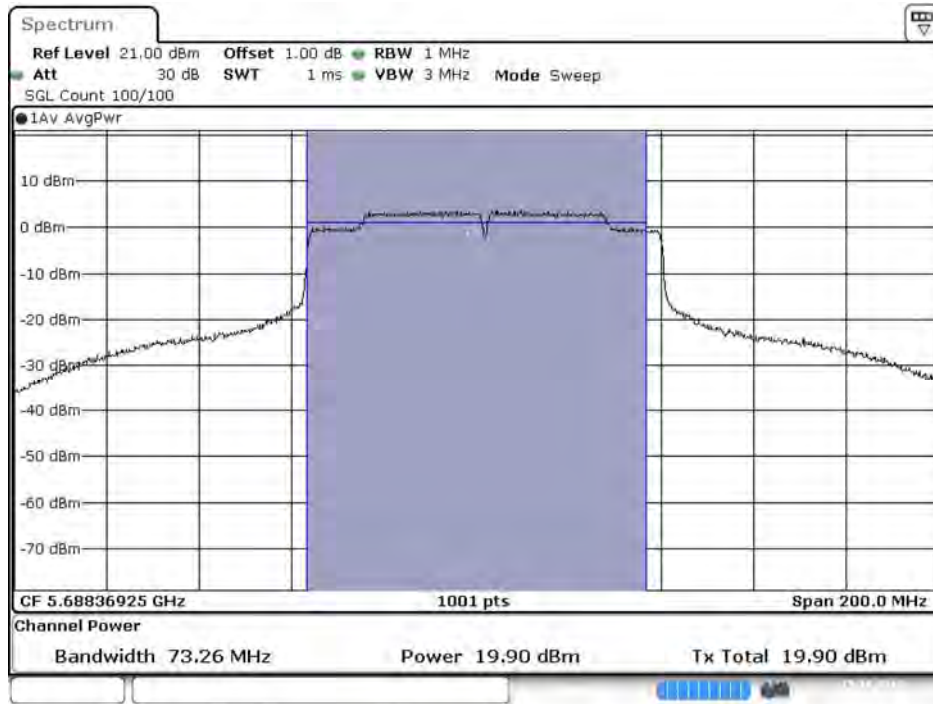
Date: 15.OCT 2019 08:49:00

### 99% Occupied Bandwidth Channel 138(Chain B)



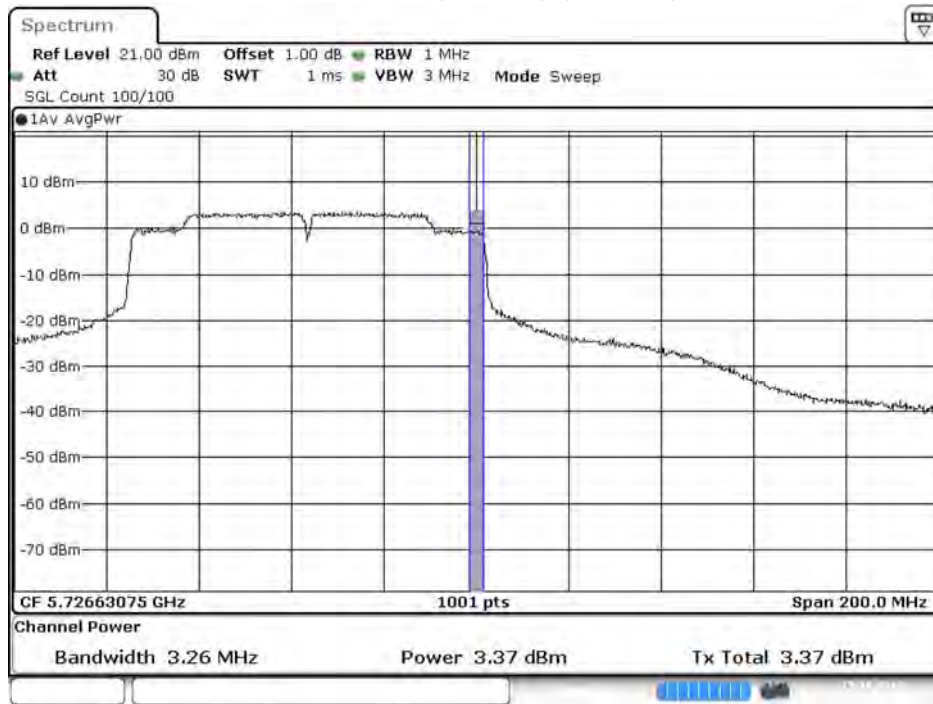
Date: 15.OCT 2019 19:38:57

**Maximum conducted output power:  
Channel 138 (U-NII-2C) (Chain A)**



Date: 15.OCT.2019 08:49:24

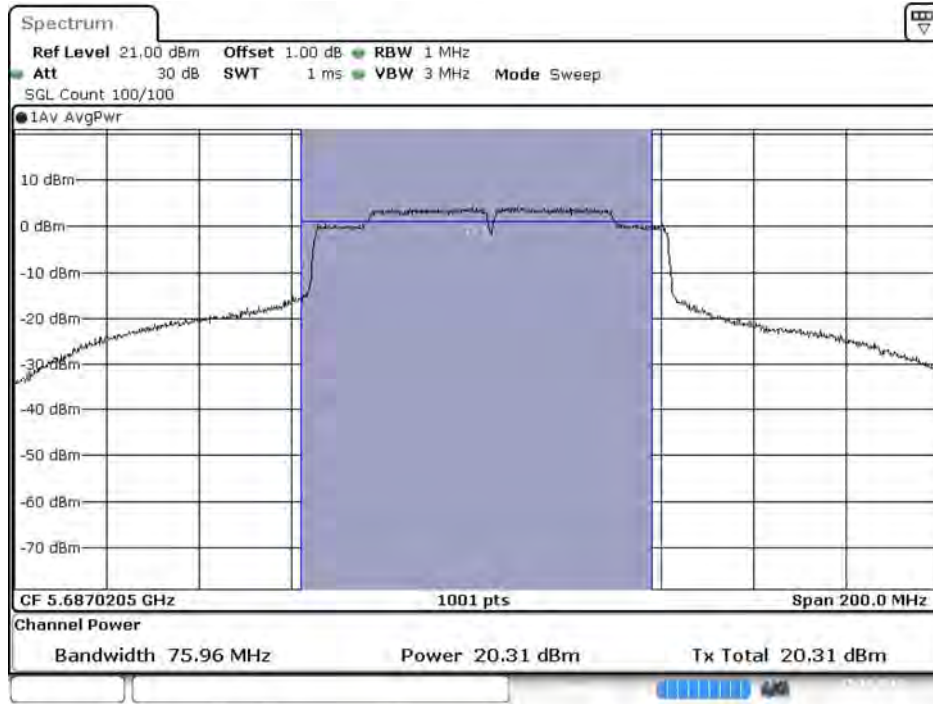
**Maximum conducted output power:  
Channel 138 (U-NII-3) (Chain A)**



Date: 15.OCT.2019 08:49:47

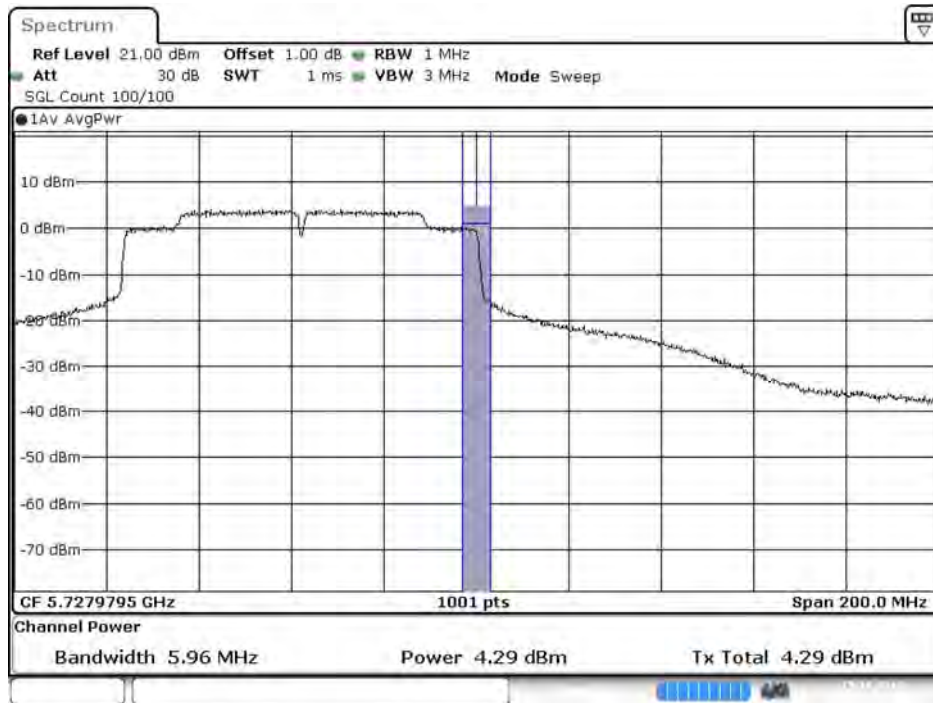


**Maximum conducted output power:  
Channel 138 (U-NII-2C) (Chain B)**



Date: 15.OCT.2019 19:39:22

**Maximum conducted output power:  
Channel 138 (U-NII-3) (Chain B)**



Date: 15.OCT.2019 19:39:45

Product : Intel® Wireless-AC 9560  
 Test Item : Maximum conducted output power  
 Test Mode : Mode 5: Transmit (802.11ac-160BW\_130Mbps)  
 Test Date : 2019/11/11

**Chain A**

Cable loss=1.0dB		Maximum conducted output power									
Channel No	Frequency (MHz)	Data Rate (Mbps)									
		130	260	390	520	780	1040	1170	1300	1560	1733.3
50 (U-NII-1)	5250	8.26	8.21	8.16	8.10	8.06	8.00	7.95	7.89	7.85	7.82
50 (U-NII-2A)	5250	8.31	8.27	8.23	8.16	8.09	8.06	8.00	7.96	7.91	7.84
114	5570	13.24	13.19	13.13	13.09	13.02	12.99	12.96	12.90	12.86	12.82

Note: Maximum conducted output power Value =Reading value on Spectrum Analyzer + cable loss

**Chain B**

Cable loss=1.0dB		Maximum conducted output power									
Channel No	Frequency (MHz)	Data Rate (Mbps)									
		130	260	390	520	780	1040	1170	1300	1560	1733.3
50 (U-NII-1)	5250	8.48	8.43	8.37	8.34	8.30	8.25	8.20	8.16	8.12	8.09
50 (U-NII-2A)	5250	8.59	8.56	8.51	8.47	8.40	8.37	8.31	8.26	8.20	8.13
114	5570	13.47	13.43	13.39	13.32	13.27	13.23	13.18	13.13	13.06	13.03

Note: Maximum conducted output power Value =Reading value on Spectrum Analyzer + cable loss

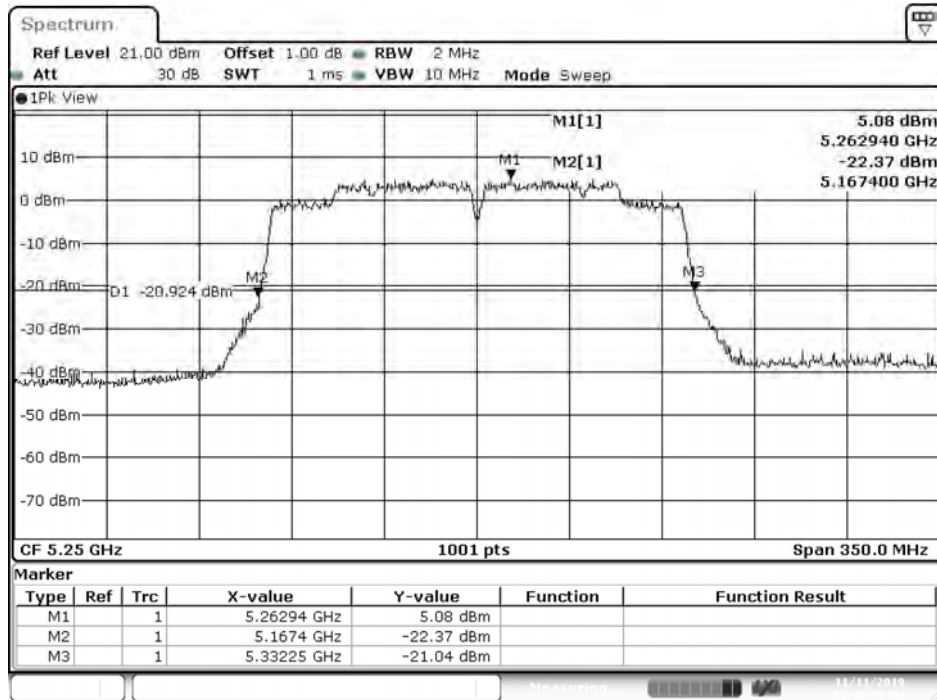
**Maximum conducted output power Measurement:**

Channel No	Frequency Range (MHz)	26dB Bandwidth (MHz)	Chain A Power (dBm)	Chain B Power (dBm)	Output Power (dBm)	Output Power Limit		Result
						(dBm)	dBm+10log(BW)	
50(U-NII-1)	5250	--	8.26	8.48	11.38	23.9	--	Pass
50(U-NII-2A)	5250	82.075	8.31	8.59	11.46	24	30.14	Pass
114	5570	164.150	13.24	13.47	16.37	23.26	32.41	Pass

Note:

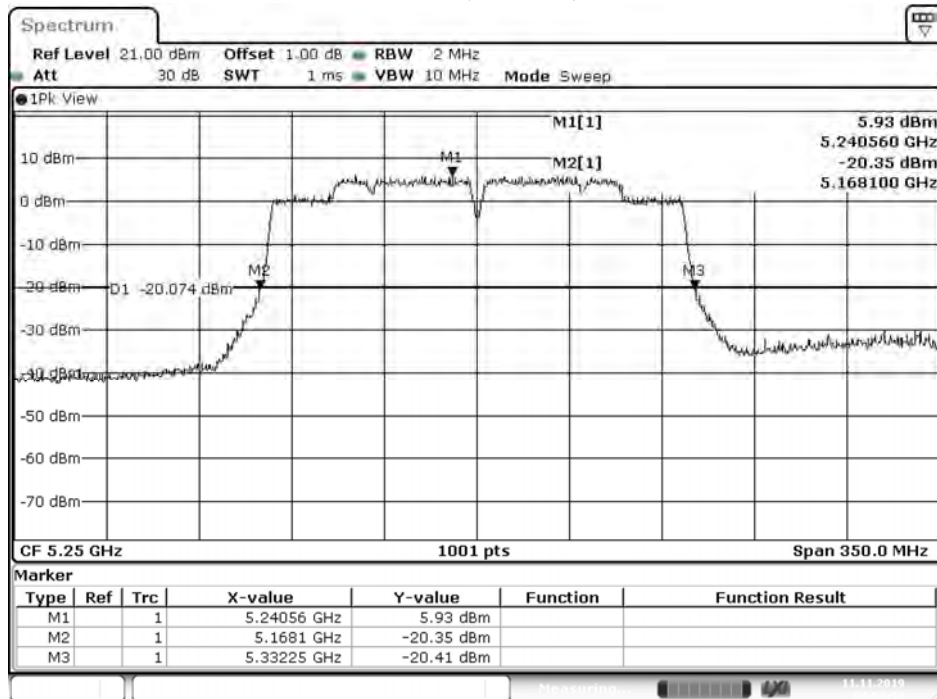
1. Output Power (dBm) = 10LOG (Chain A Power (mW)+ Chain B Power (mW))
2. 26dB Bandwidth is the bandwidth of chain A or chain B whichever is less bandwidth, output power limitation is more stringent.

### 26dB Occupied Bandwidth: Channel 50 (Chain A)



Date: 11.NOV.2019 13:48:55

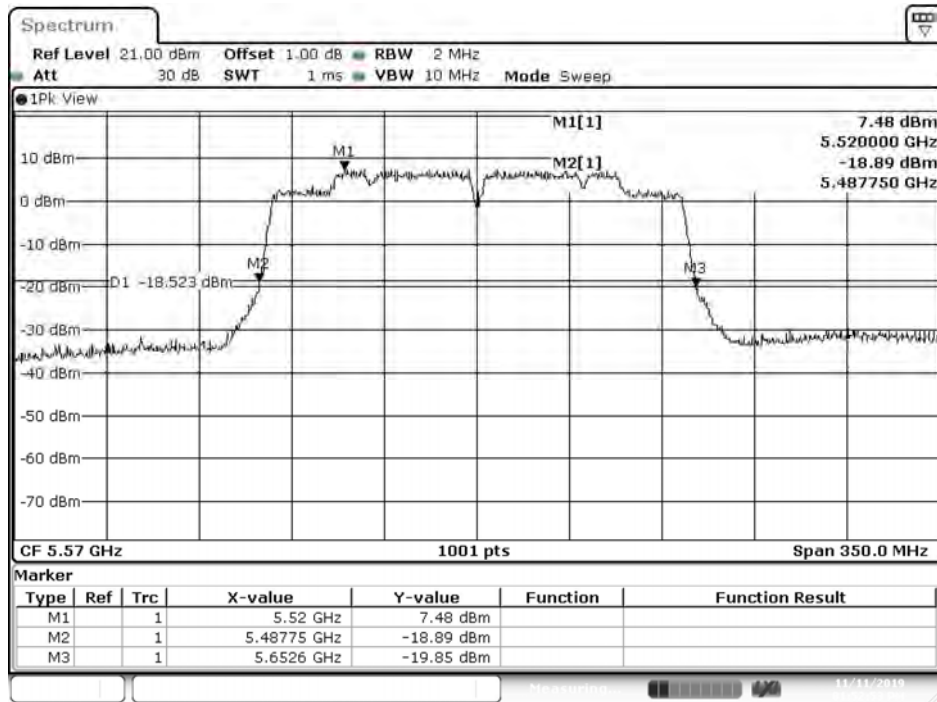
### Channel 50 (Chain B)



Date: 11.NOV.2019 04:53:52

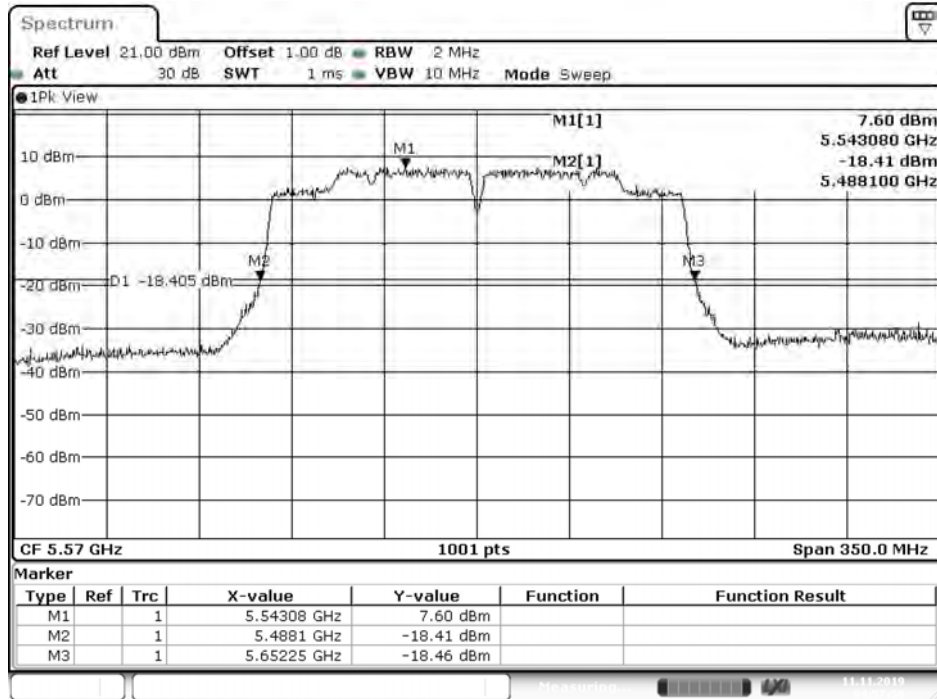


### Channel 114 (Chain A)



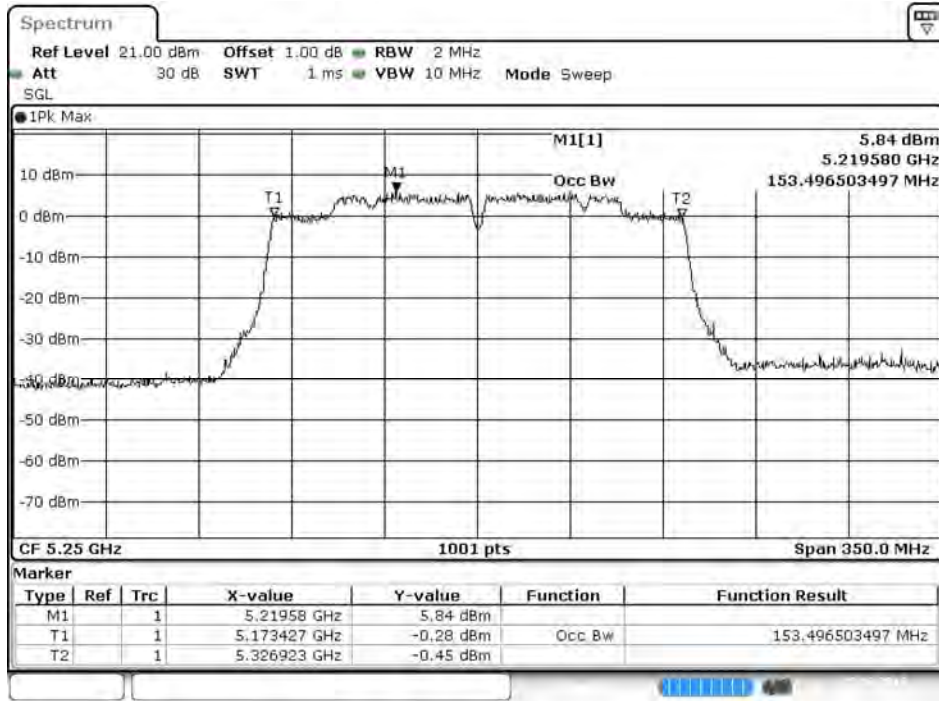
Date: 11.NOV.2019 13:52:53

### Channel 114 (Chain B)



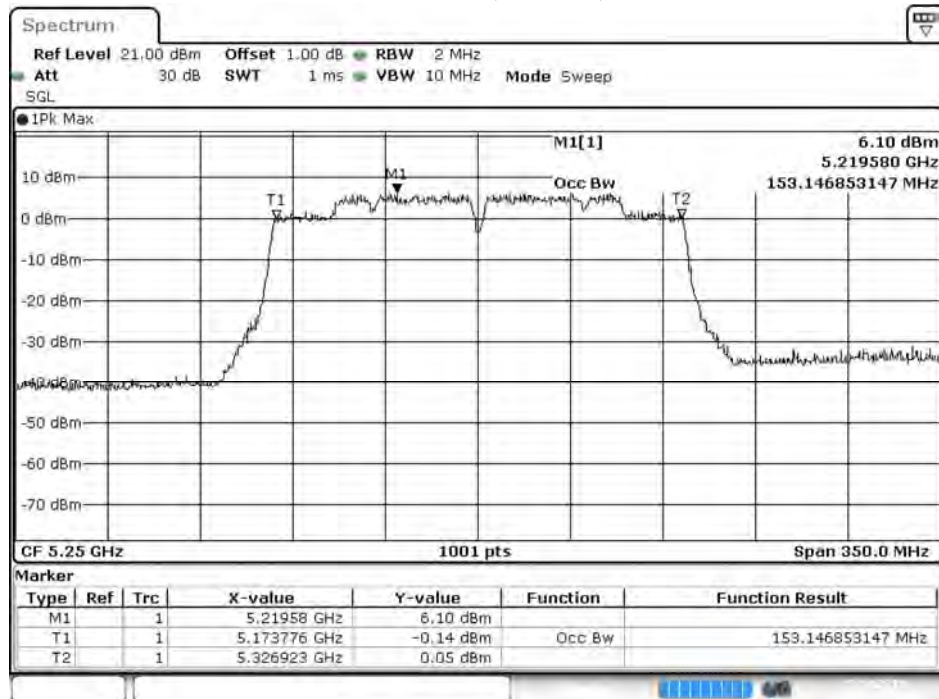
Date: 11.NOV.2019 04:57:51

### 99% Occupied Bandwidth Channel 50(Chain A)



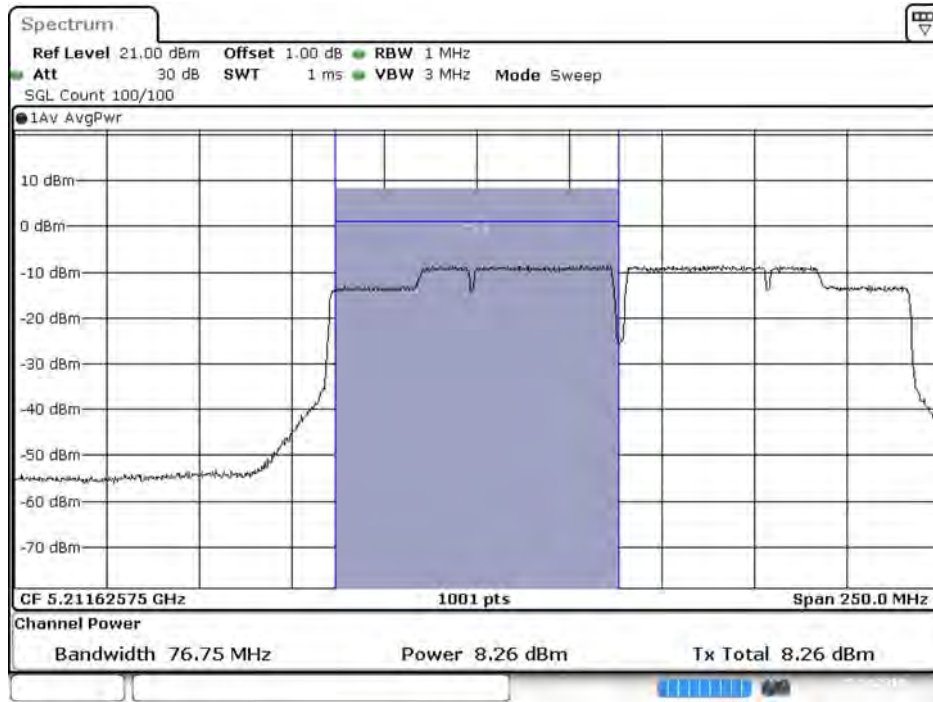
Date: 15.OCT.2019 07:50.35

### 99% Occupied Bandwidth Channel 50(Chain B)



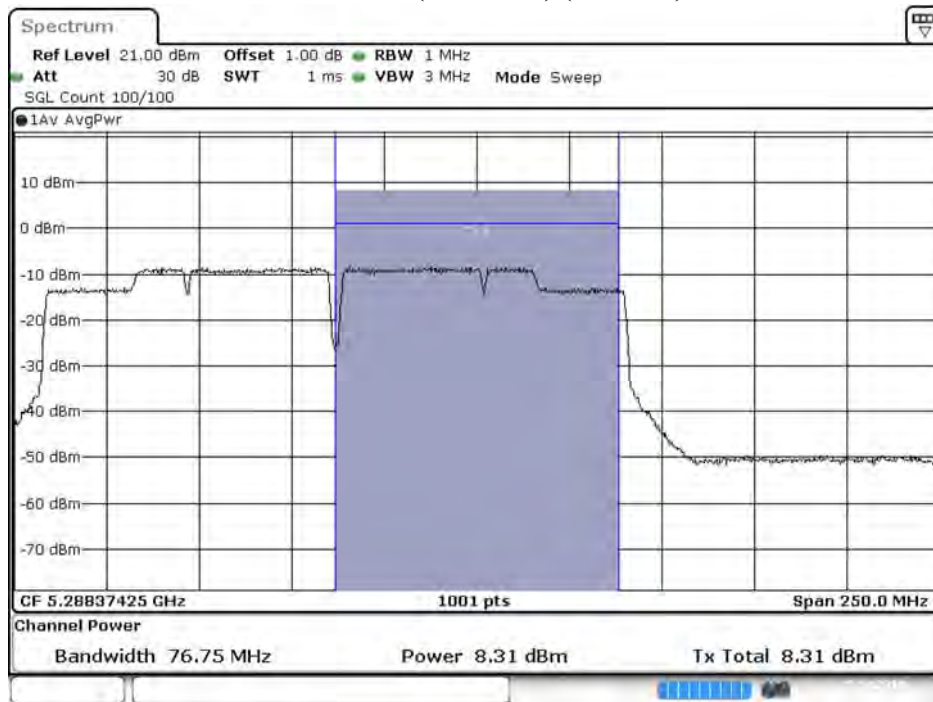
Date: 15.OCT.2019 18:40.33

**Maximum conducted output power:  
Channel 50 (U-NII-1) (Chain A)**



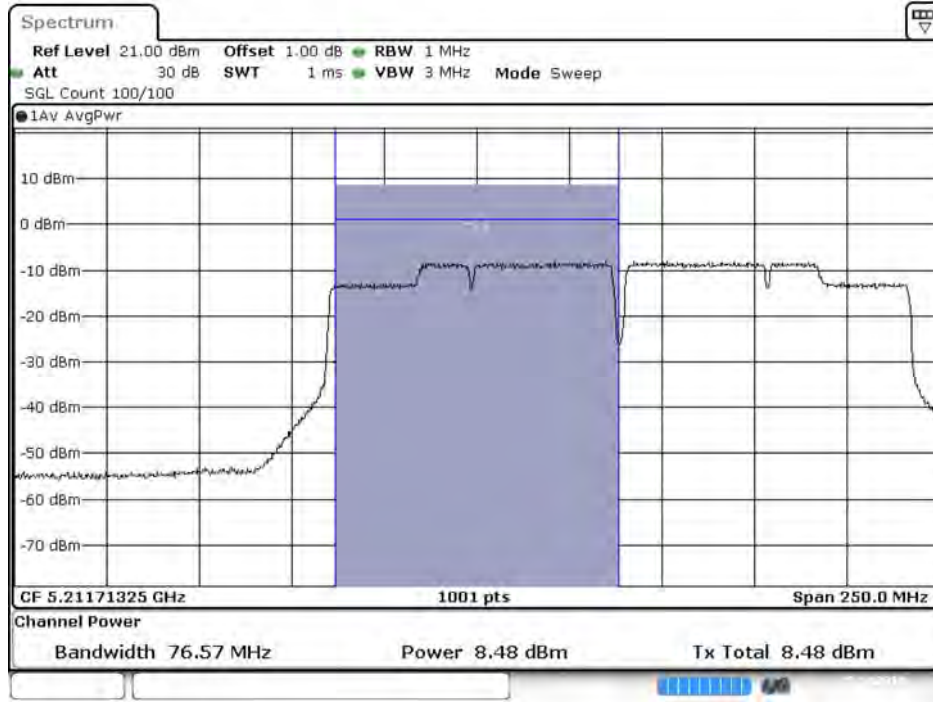
Date: 15.OCT 2019 07:51:00

**Maximum conducted output power:  
Channel 50 (U-NII-2A) (Chain A)**



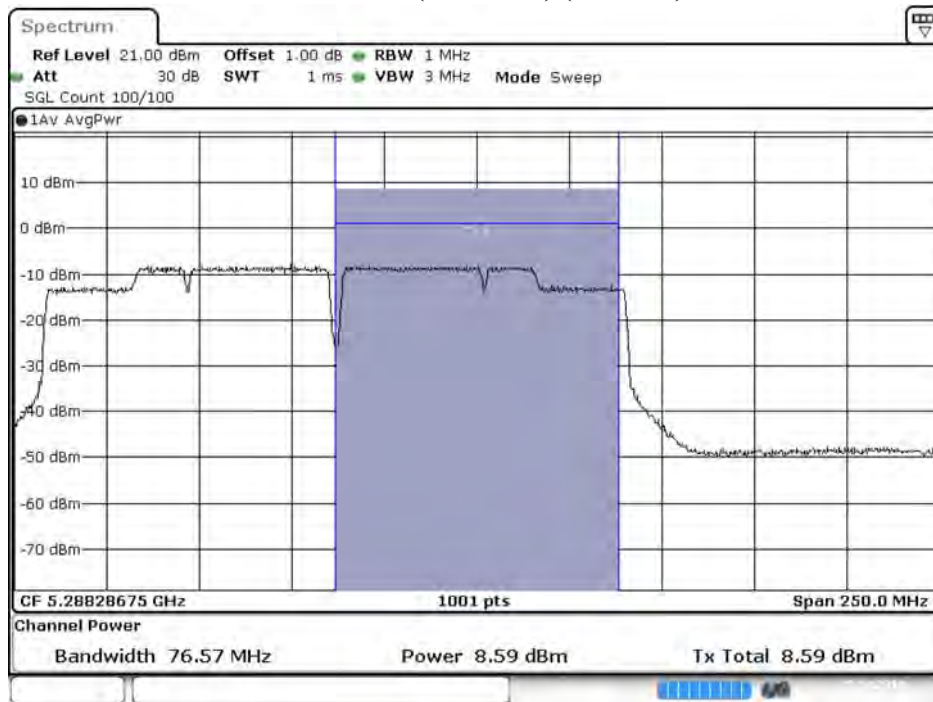
Date: 15.OCT 2019 07:51:22

**Maximum conducted output power:  
Channel 50 (U-NII-1) (Chain B)**



Date: 15.OCT 2019 18:40:57

**Maximum conducted output power:  
Channel 50 (U-NII-2A) (Chain B)**

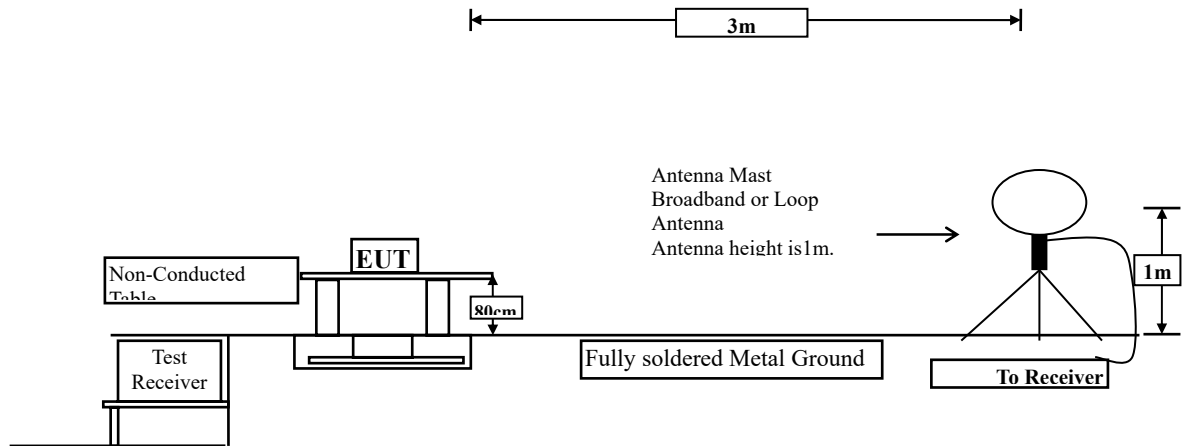


Date: 15.OCT 2019 18:41:21

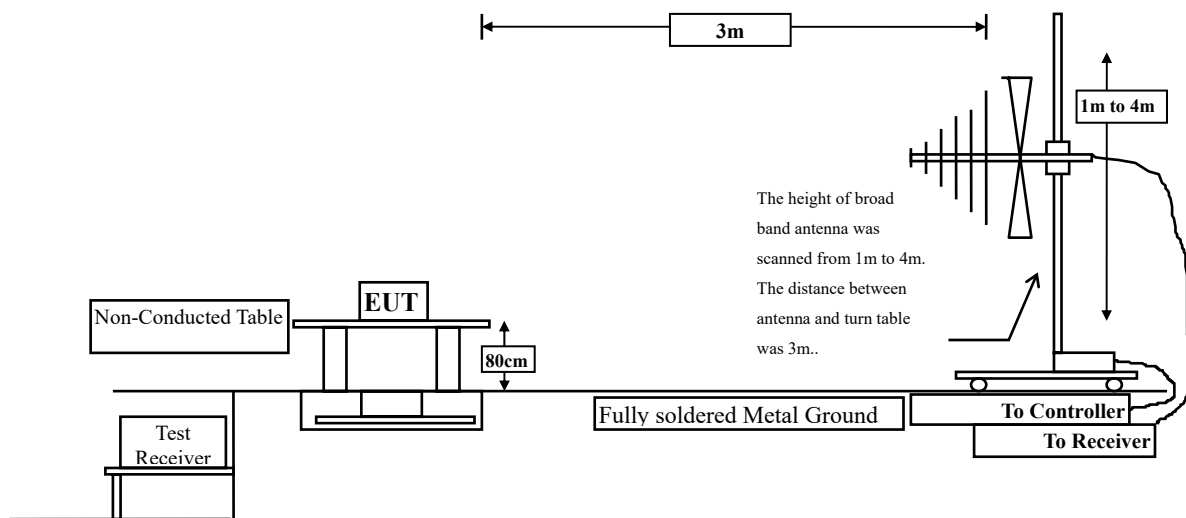
## 4. Radiated Emission

### 4.1. Test Setup

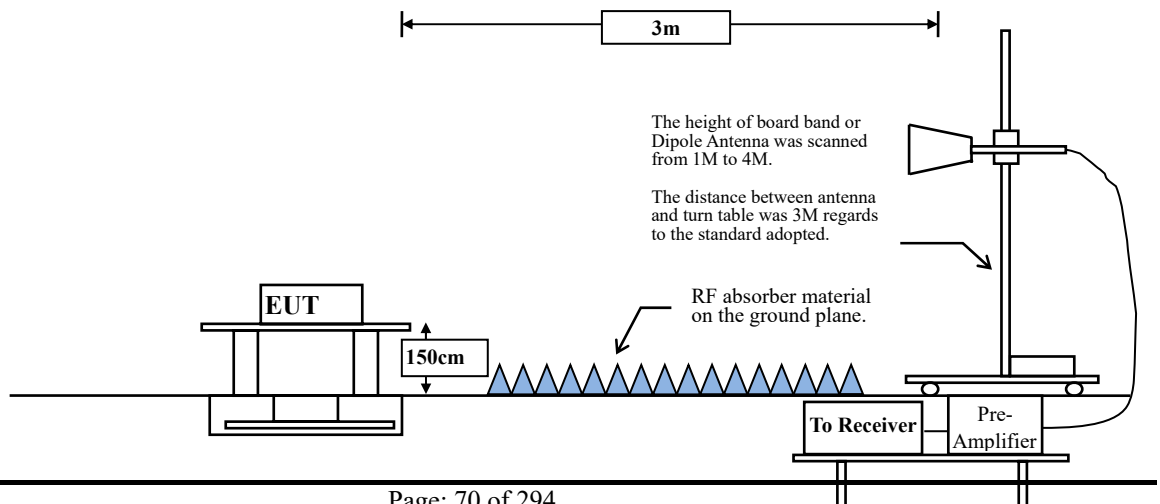
Radiated Emission Under 30MHz



Radiated Emission Below 1GHz



Radiated Emission Above 1GHz



## 4.2. Limits

Emissions radiated outside of the specified frequency bands, except for harmonics, shall be attenuated by at least 20dB below the level of the fundamental or to the general radiated emission limits in paragraph 15.209, whichever is the lesser attenuation.

<b>FCC Part 15 Subpart C Paragraph 15.209(a) Limits</b>		
Frequency MHz	Field strength (microvolts/meter)	Measurement distance (meter)
0.009-0.490	2400/F(kHz)	300
0.490-1.705	24000/F(kHz)	30
1.705-30	30	30
30-88	100	3
88-216	150	3
216-960	200	3
Above 960	500	3

Remarks: E field strength (dB $\mu$ V/m) = 20 log E field strength (uV/m)



### 4.3. Test Procedure

The EUT was setup according to ANSI C63.10, 2013 and tested according to FCC KDB-789033 test procedure for compliance to FCC 47CFR 15. 407 requirements.

Measuring the frequency range below 1GHz, the EUT is placed on a turn table which is 0.8 meter above ground, when measuring the frequency range above 1GHz, the EUT is placed on a turn table which is 1.5 meter above ground.

The turn table is rotated 360 degrees to determine the position of the maximum emission level.

The EUT was positioned such that the distance from antenna to the EUT was 3 meters.

The antenna is scanned between 1 meter and 4 meters to find out the maximum emission level. This is repeated for both horizontal and vertical polarization of the antenna. In order to find the maximum emission, all of the interface cables were manipulated according to ANSI C63.10: 2013 on radiated measurement.

The resolution bandwidth below 30MHz setting on the field strength meter is 9kHz and 30MHz~1GHz is 120kHz and above 1GHz is 1MHz.

Radiated emission measurements below 30MHz are made using Loop Antenna and 30MHz~1GHz are made using broadband Bilog antenna and above 1GHz are made using Horn Antennas.

The measurement is divided into the Preliminary Measurement and the Final Measurement.

The suspected frequencies are searched for in Preliminary Measurement with the measurement antenna kept pointed at the source of the emission both in azimuth and elevation, with the polarization of the antenna oriented for maximum response. The antenna is pointed at an angle towards the source of the emission, and the EUT is rotated in both height and polarization to maximize the measured emission. The emission is kept within the illumination area of the 3 dB bandwidth of the antenna. The measurement frequency range from 9kHz - 10th Harmonic of fundamental was investigated.

### RBW and VBW Parameter setting:

According to KDB 789033 section II.G.5 Procedure for Unwanted Maximum Emissions Measurements above 1000 MHz.

RBW = 1MHz.

VBW  $\geq$  3MHz.

According to KDB 789033 section II.G.6 Procedures for Average Unwanted Emissions Measurements above 1000 MHz.

RBW = 1MHz.

VBW = 10Hz, when duty cycle  $\geq$  98 %

VBW  $\geq$  1/T, when duty cycle < 98 %

( T refers to the minimum transmission duration over which the transmitter is on and is transmitting at its maximum power control level for the tested mode of operation.)

5GHz band	Duty Cycle (%)	T (ms)	1/T (Hz)	VBW (Hz)
802.11a	98.62	--	--	10
802.11n20	99.85	--	--	10
802.11n40	98.42	--	--	10
802.11ac80	99.61	--	--	10
802.11ac160	99.49	--	--	10

Note: Duty Cycle Refer to Section 6

## 4.4. Uncertainty

Horizontal polarization :

30-300MHz:  $\pm 4.08$ dB ; 300M-1GHz:  $\pm 3.86$ dB ; 1-18GHz:  $\pm 3.77$ dB ; 18-40GHz:  $\pm 3.98$ dB

Vertical polarization :

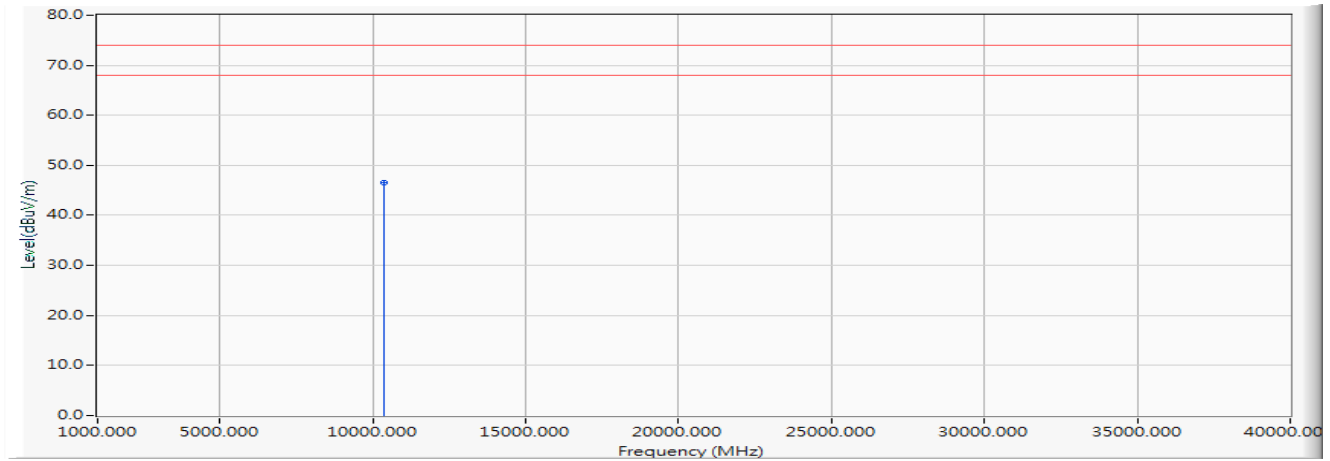
30-300MHz:  $\pm 4.81$ dB ; 300M-1GHz:  $\pm 3.87$ dB ; 1-18GHz :  $\pm 3.83$ dB ; 18-40GHz:  $\pm 3.98$ dB



#### 4.5. Test Result of Radiated Emission

Product : Intel® Wireless-AC 9560  
 Test Item : Harmonic Radiated Emission Data  
 Test Mode : Mode 1: Transmit (802.11a\_6Mbps) (5180MHz)  
 Test Date : 2019/10/22

##### Horizontal



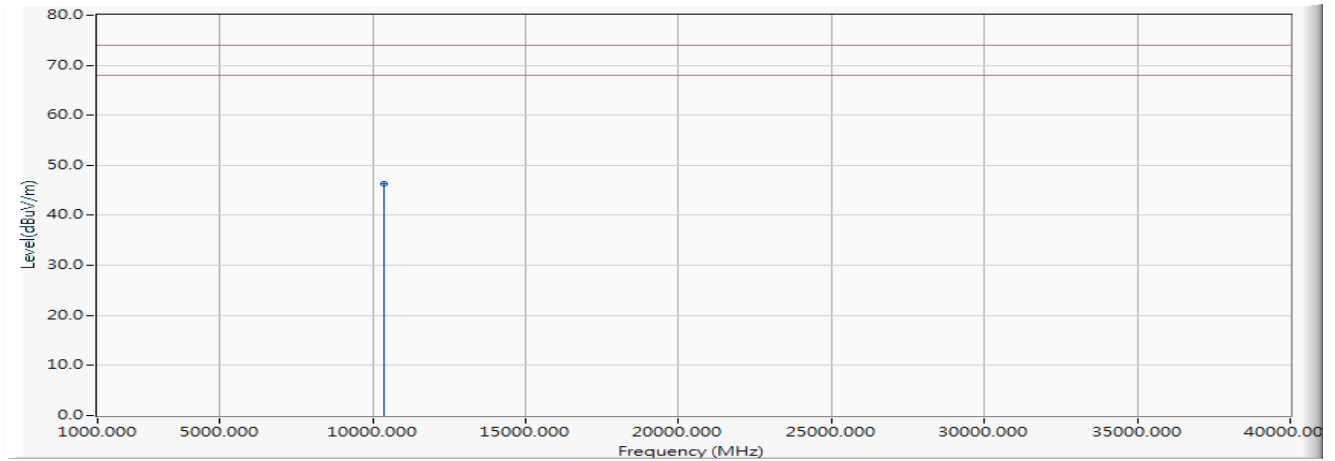
		Frequency (MHz)	Correct Factor (dB)	Reading Level (dBµV)	Measure Level (dBµV/m)	Margin (dB)	Limit (dBµV/m)	Detector Type
1	*	10360.000	0.180	46.360	46.540	-27.460	74.000	PEAK

Note:

1. All Readings below 1GHz are Quasi-Peak, above 1GHz are performed with peak and/or average measurements as necessary.
2. Measurement Level = Reading Level + Correct Factor.
3. Correct Factor = Antenna factor + Cable loss – Amplifier gain.
4. The average measurement was not performed when the peak measured data under the limit of average detection.
5. The emission levels of other frequencies are very lower than the limit and not show in test report.

Product : Intel® Wireless-AC 9560  
 Test Item : Harmonic Radiated Emission Data  
 Test Mode : Mode 1: Transmit (802.11a\_6Mbps) (5180MHz)  
 Test Date : 2019/10/22

**Vertical**



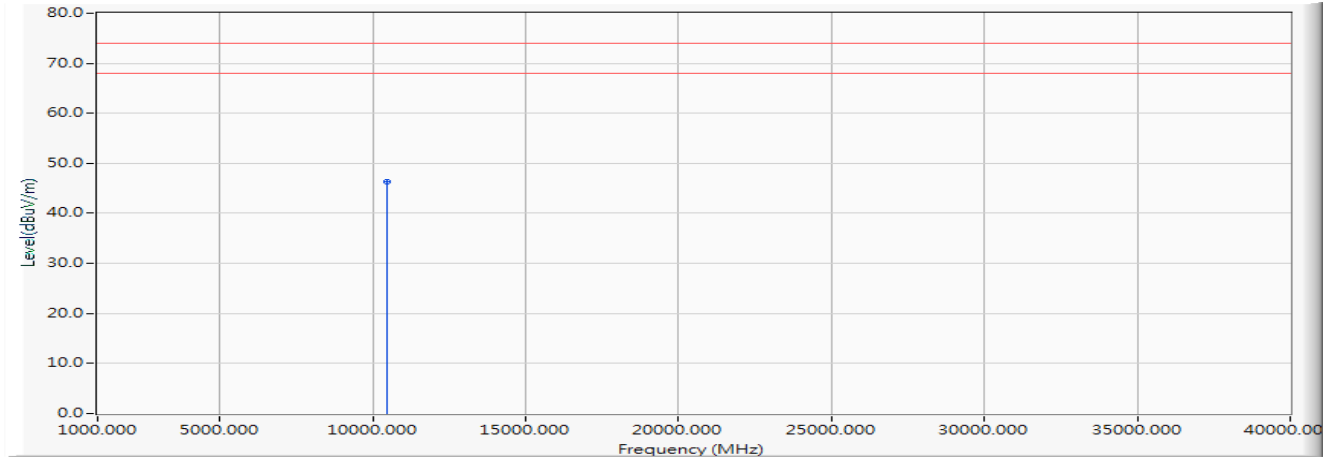
		Frequency (MHz)	Correct Factor (dB)	Reading Level (dBµV)	Measure Level (dBµV/m)	Margin (dB)	Limit (dBµV/m)	Detector Type
1	*	10360.000	0.180	46.100	46.280	-27.720	74.000	PEAK

Note:

1. All Readings below 1GHz are Quasi-Peak, above 1GHz are performed with peak and/or average measurements as necessary.
2. Measurement Level = Reading Level + Correct Factor.
3. Correct Factor = Antenna factor + Cable loss – Amplifier gain.
4. The average measurement was not performed when the peak measured data under the limit of average detection.
5. The emission levels of other frequencies are very lower than the limit and not show in test report.

Product : Intel® Wireless-AC 9560  
 Test Item : Harmonic Radiated Emission Data  
 Test Mode : Mode 1: Transmit (802.11a\_6Mbps) (5220MHz)  
 Test Date : 2019/10/22

**Horizontal**



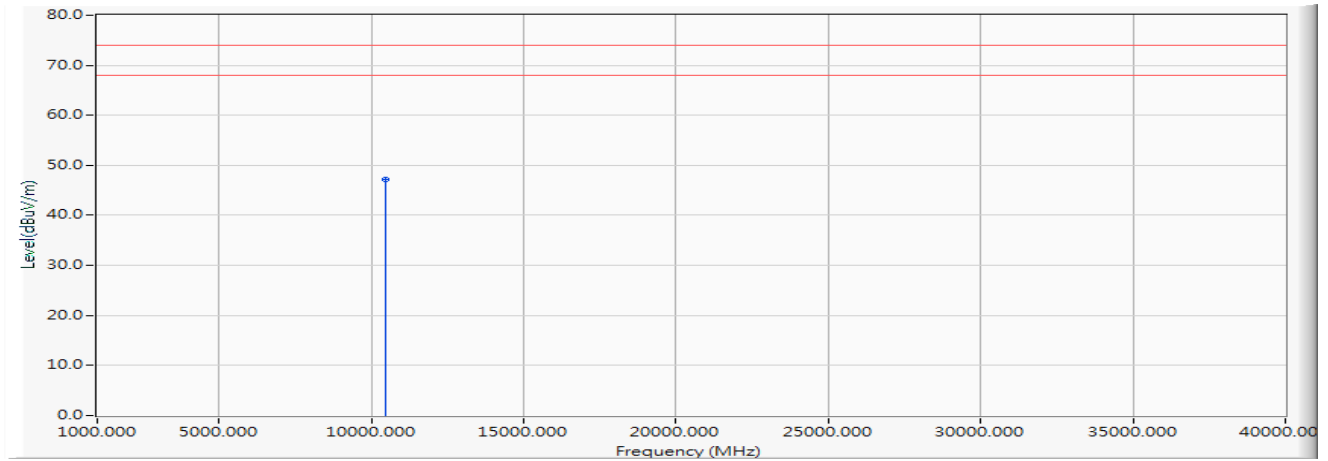
		Frequency (MHz)	Correct Factor (dB)	Reading Level (dBµV)	Measure Level (dBµV/m)	Margin (dB)	Limit (dBµV/m)	Detector Type
1	*	10440.000	0.233	46.150	46.384	-27.616	74.000	PEAK

Note:

1. All Readings below 1GHz are Quasi-Peak, above 1GHz are performed with peak and/or average measurements as necessary.
2. Measurement Level = Reading Level + Correct Factor.
3. Correct Factor = Antenna factor + Cable loss – Amplifier gain.
4. The average measurement was not performed when the peak measured data under the limit of average detection.
5. The emission levels of other frequencies are very lower than the limit and not show in test report.

Product : Intel® Wireless-AC 9560  
 Test Item : Harmonic Radiated Emission Data  
 Test Mode : Mode 1: Transmit (802.11a\_6Mbps) (5220MHz)  
 Test Date : 2019/10/22

**Vertical**



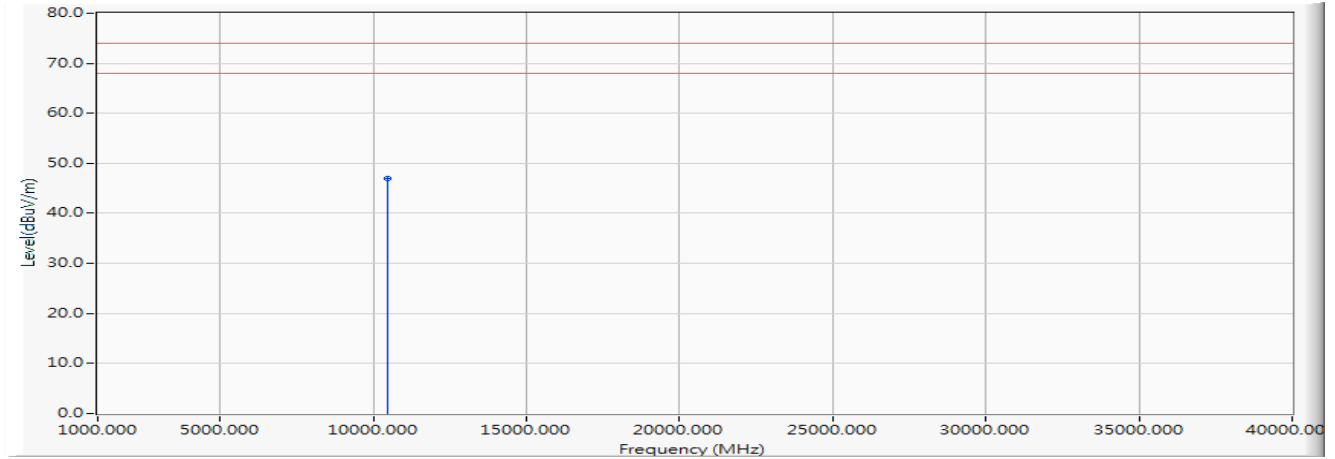
		Frequency (MHz)	Correct Factor (dB)	Reading Level (dBµV)	Measure Level (dBµV/m)	Margin (dB)	Limit (dBµV/m)	Detector Type
1	*	10440.000	0.233	46.920	47.154	-26.846	74.000	PEAK

Note:

1. All Readings below 1GHz are Quasi-Peak, above 1GHz are performed with peak and/or average measurements as necessary.
2. Measurement Level = Reading Level + Correct Factor.
3. Correct Factor = Antenna factor + Cable loss – Amplifier gain.
4. The average measurement was not performed when the peak measured data under the limit of average detection.
5. The emission levels of other frequencies are very lower than the limit and not show in test report.

Product : Intel® Wireless-AC 9560  
 Test Item : Harmonic Radiated Emission Data  
 Test Mode : Mode 1: Transmit (802.11a\_6Mbps) (5240MHz)  
 Test Date : 2019/10/22

**Horizontal**



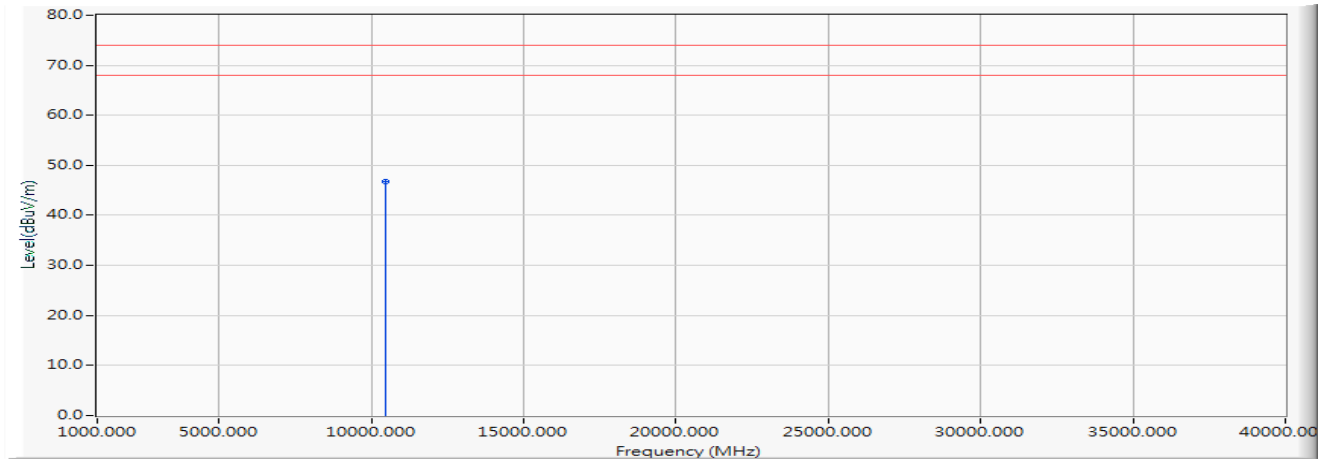
		Frequency (MHz)	Correct Factor (dB)	Reading Level (dBµV)	Measure Level (dBµV/m)	Margin (dB)	Limit (dBµV/m)	Detector Type
1	*	10480.000	0.269	46.700	46.969	-27.031	74.000	PEAK

Note:

1. All Readings below 1GHz are Quasi-Peak, above 1GHz are performed with peak and/or average measurements as necessary.
2. Measurement Level = Reading Level + Correct Factor.
3. Correct Factor = Antenna factor + Cable loss – Amplifier gain.
4. The average measurement was not performed when the peak measured data under the limit of average detection.
5. The emission levels of other frequencies are very lower than the limit and not show in test report.

Product : Intel® Wireless-AC 9560  
 Test Item : Harmonic Radiated Emission Data  
 Test Mode : Mode 1: Transmit (802.11a\_6Mbps) (5240MHz)  
 Test Date : 2019/10/22

**Vertical**



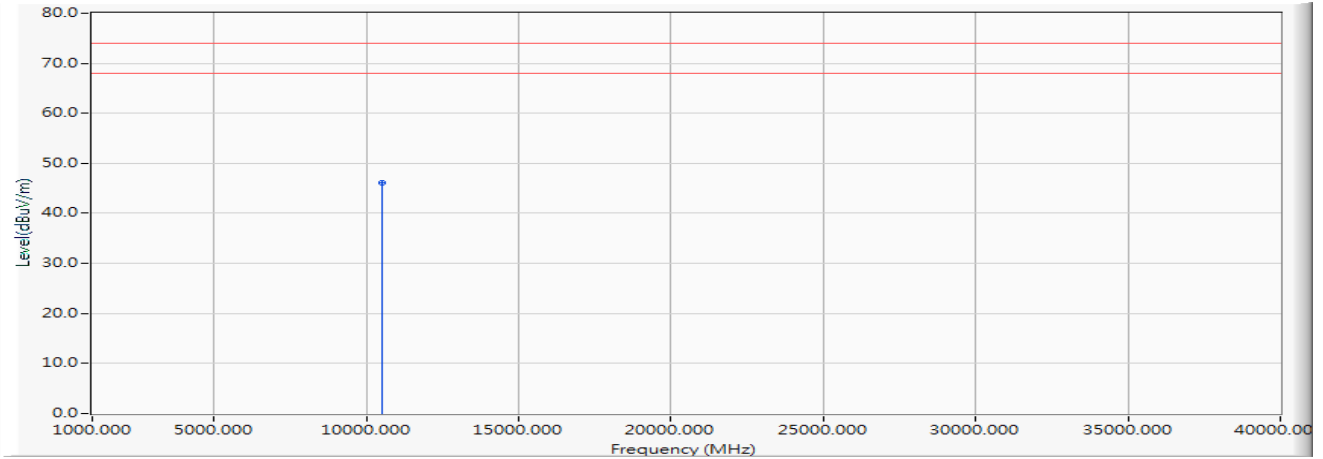
		Frequency (MHz)	Correct Factor (dB)	Reading Level (dBμV)	Measure Level (dBμV/m)	Margin (dB)	Limit (dBμV/m)	Detector Type
1	*	10480.000	0.269	46.430	46.699	-27.301	74.000	PEAK

Note:

1. All Readings below 1GHz are Quasi-Peak, above 1GHz are performed with peak and/or average measurements as necessary.
2. Measurement Level = Reading Level + Correct Factor.
3. Correct Factor = Antenna factor + Cable loss – Amplifier gain.
4. The average measurement was not performed when the peak measured data under the limit of average detection.
5. The emission levels of other frequencies are very lower than the limit and not show in test report.

Product : Intel® Wireless-AC 9560  
 Test Item : Harmonic Radiated Emission Data  
 Test Mode : Mode 1: Transmit (802.11a\_6Mbps) (5260MHz)  
 Test Date : 2019/10/22

**Horizontal**



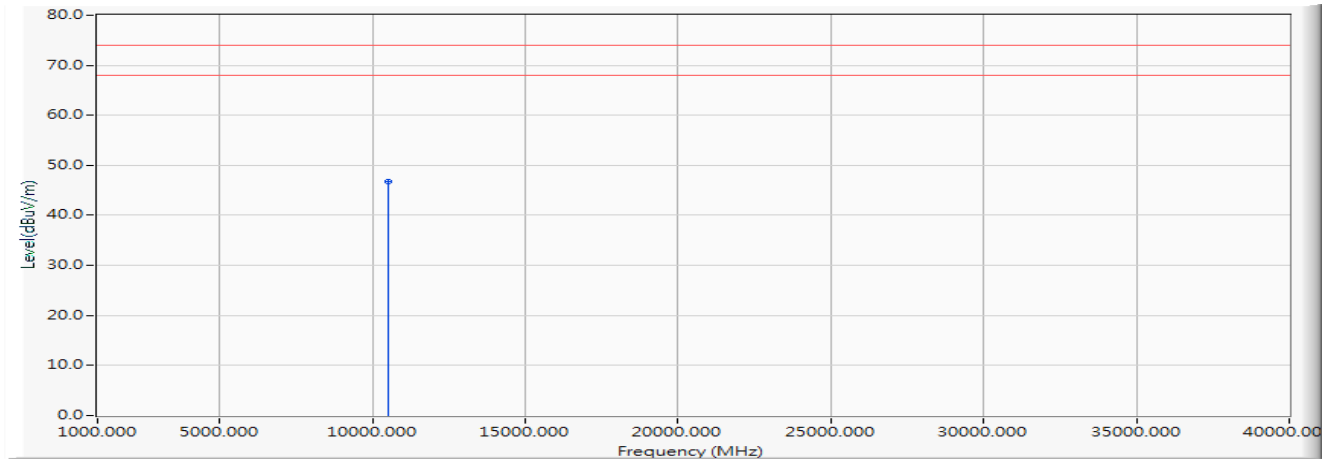
		Frequency (MHz)	Correct Factor (dB)	Reading Level (dBµV)	Measure Level (dBµV/m)	Margin (dB)	Limit (dBµV/m)	Detector Type
1	*	10520.000	0.293	45.810	46.103	-27.897	74.000	PEAK

Note:

1. All Readings below 1GHz are Quasi-Peak, above 1GHz are performed with peak and/or average measurements as necessary.
2. Measurement Level = Reading Level + Correct Factor.
3. Correct Factor = Antenna factor + Cable loss – Amplifier gain.
4. The average measurement was not performed when the peak measured data under the limit of average detection.
5. The emission levels of other frequencies are very lower than the limit and not show in test report.

Product : Intel® Wireless-AC 9560  
 Test Item : Harmonic Radiated Emission Data  
 Test Mode : Mode 1: Transmit (802.11a\_6Mbps) (5260MHz)  
 Test Date : 2019/10/22

**Vertical**



		Frequency (MHz)	Correct Factor (dB)	Reading Level (dBµV)	Measure Level (dBµV/m)	Margin (dB)	Limit (dBµV/m)	Detector Type
1	*	10520.000	0.293	46.370	46.663	-27.337	74.000	PEAK

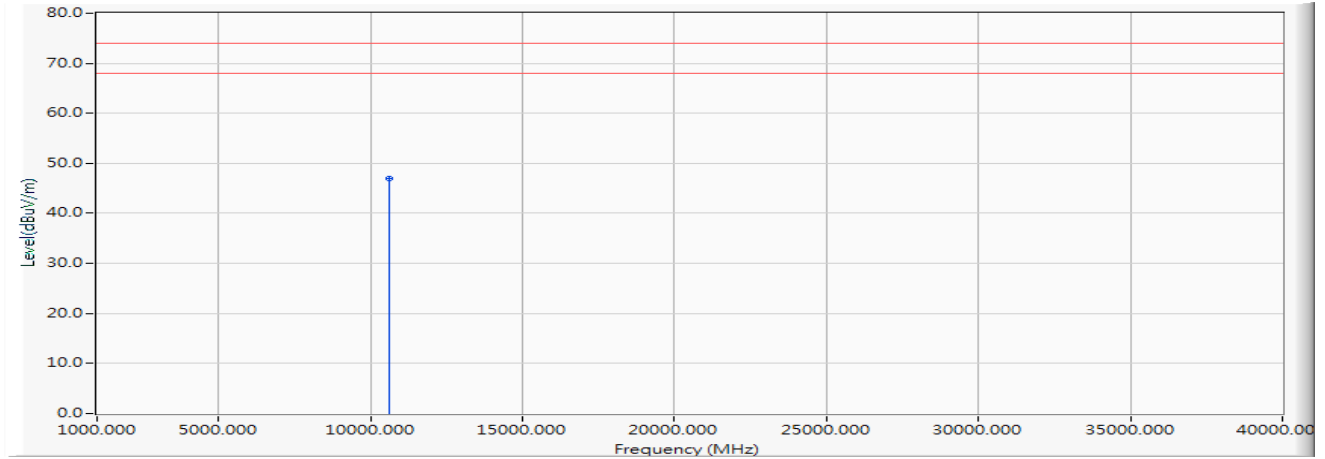
Note:

1. All Readings below 1GHz are Quasi-Peak, above 1GHz are performed with peak and/or average measurements as necessary.
2. Measurement Level = Reading Level + Correct Factor.
3. Correct Factor = Antenna factor + Cable loss – Amplifier gain.
4. The average measurement was not performed when the peak measured data under the limit of average detection.
5. The emission levels of other frequencies are very lower than the limit and not show in test report.



Product : Intel® Wireless-AC 9560  
 Test Item : Harmonic Radiated Emission Data  
 Test Mode : Mode 1: Transmit (802.11a\_6Mbps) (5300MHz)  
 Test Date : 2019/10/22

**Horizontal**



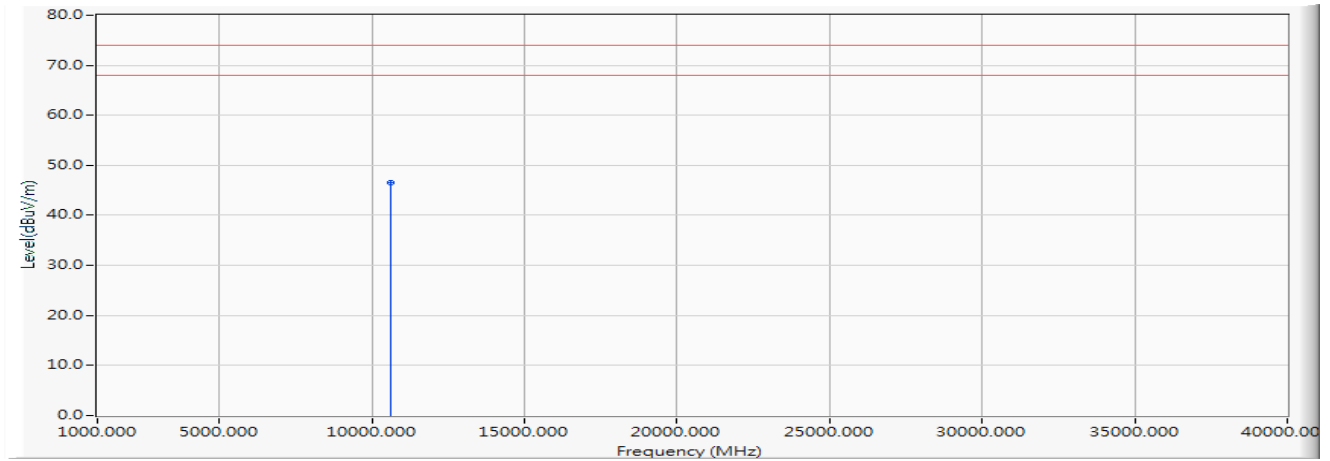
		Frequency (MHz)	Correct Factor (dB)	Reading Level (dBµV)	Measure Level (dBµV/m)	Margin (dB)	Limit (dBµV/m)	Detector Type
1	*	10600.000	0.462	46.540	47.002	-26.998	74.000	PEAK

Note:

1. All Readings below 1GHz are Quasi-Peak, above 1GHz are performed with peak and/or average measurements as necessary.
2. Measurement Level = Reading Level + Correct Factor.
3. Correct Factor = Antenna factor + Cable loss – Amplifier gain.
4. The average measurement was not performed when the peak measured data under the limit of average detection.
5. The emission levels of other frequencies are very lower than the limit and not show in test report.

Product : Intel® Wireless-AC 9560  
 Test Item : Harmonic Radiated Emission Data  
 Test Mode : Mode 1: Transmit (802.11a\_6Mbps) (5300MHz)  
 Test Date : 2019/10/22

**Vertical**



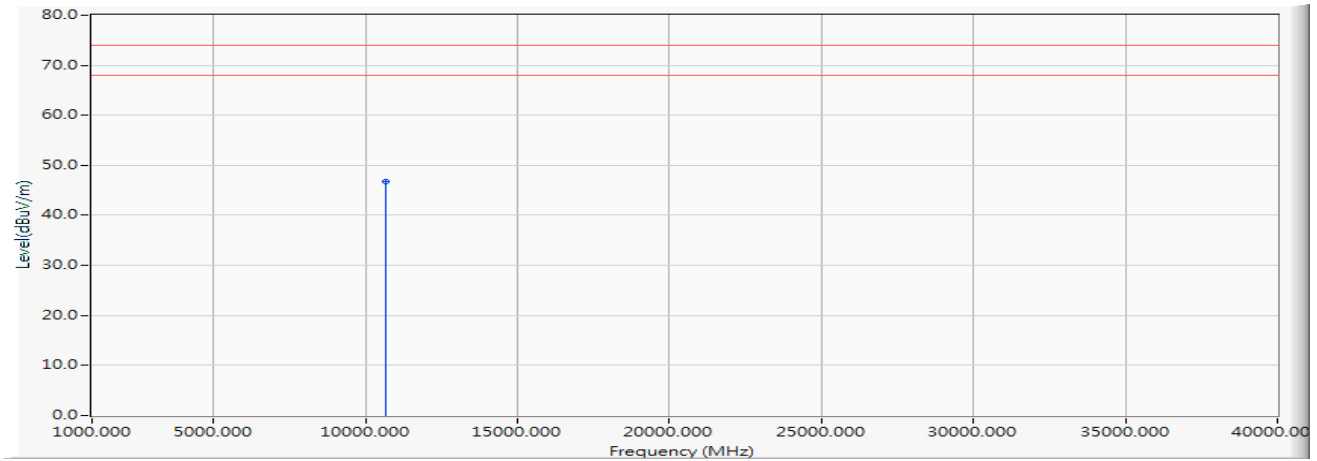
		Frequency (MHz)	Correct Factor (dB)	Reading Level (dBµV)	Measure Level (dBµV/m)	Margin (dB)	Limit (dBµV/m)	Detector Type
1	*	10600.000	0.462	46.020	46.482	-27.518	74.000	PEAK

Note:

1. All Readings below 1GHz are Quasi-Peak, above 1GHz are performed with peak and/or average measurements as necessary.
2. Measurement Level = Reading Level + Correct Factor.
3. Correct Factor = Antenna factor + Cable loss – Amplifier gain.
4. The average measurement was not performed when the peak measured data under the limit of average detection.
5. The emission levels of other frequencies are very lower than the limit and not show in test report.

Product : Intel® Wireless-AC 9560  
 Test Item : Harmonic Radiated Emission Data  
 Test Mode : Mode 1: Transmit (802.11a\_6Mbps) (5320MHz)  
 Test Date : 2019/10/22

**Horizontal**



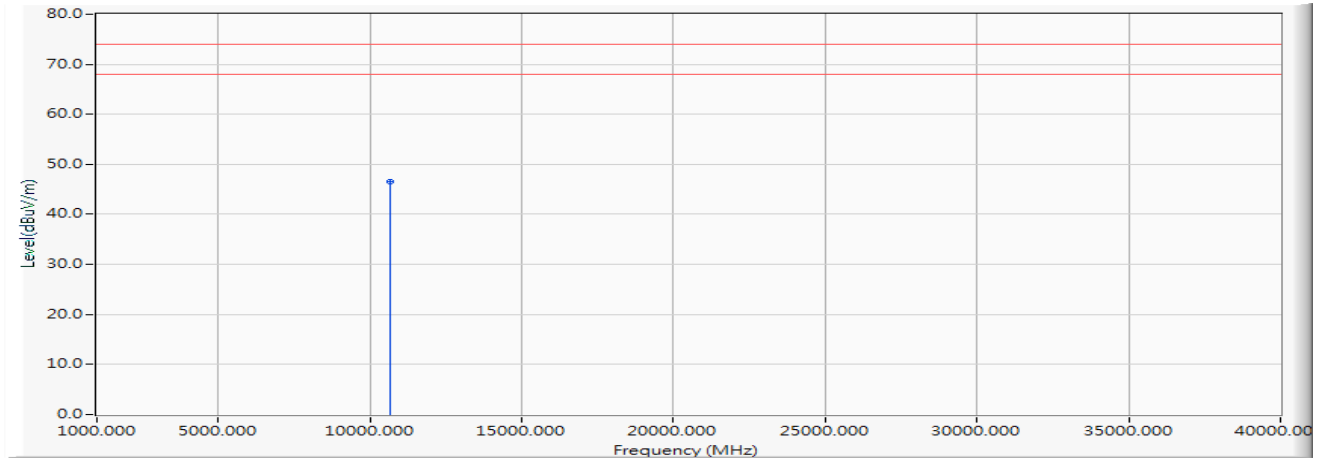
		Frequency (MHz)	Correct Factor (dB)	Reading Level (dBµV)	Measure Level (dBµV/m)	Margin (dB)	Limit (dBµV/m)	Detector Type
1	*	10640.000	0.598	46.080	46.678	-27.322	74.000	PEAK

Note:

1. All Readings below 1GHz are Quasi-Peak, above 1GHz are performed with peak and/or average measurements as necessary.
2. Measurement Level = Reading Level + Correct Factor.
3. Correct Factor = Antenna factor + Cable loss – Amplifier gain.
4. The average measurement was not performed when the peak measured data under the limit of average detection.
5. The emission levels of other frequencies are very lower than the limit and not show in test report.

Product : Intel® Wireless-AC 9560  
 Test Item : Harmonic Radiated Emission Data  
 Test Mode : Mode 1: Transmit (802.11a\_6Mbps) (5320MHz)  
 Test Date : 2019/10/22

**Vertical**



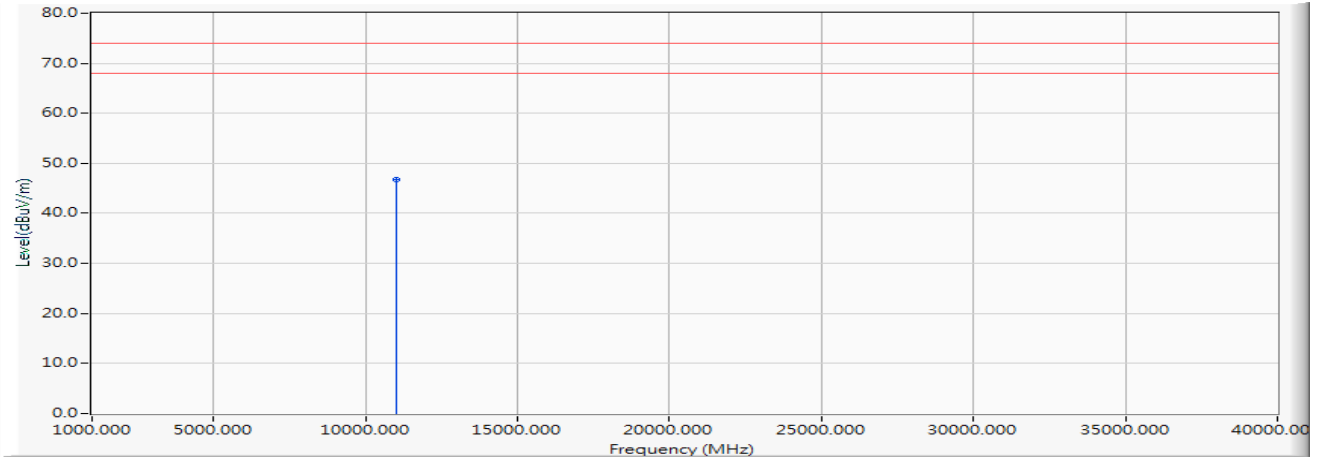
		Frequency (MHz)	Correct Factor (dB)	Reading Level (dBµV)	Measure Level (dBµV/m)	Margin (dB)	Limit (dBµV/m)	Detector Type
1	*	10640.000	0.598	46.040	46.638	-27.362	74.000	PEAK

Note:

1. All Readings below 1GHz are Quasi-Peak, above 1GHz are performed with peak and/or average measurements as necessary.
2. Measurement Level = Reading Level + Correct Factor.
3. Correct Factor = Antenna factor + Cable loss – Amplifier gain.
4. The average measurement was not performed when the peak measured data under the limit of average detection.
5. The emission levels of other frequencies are very lower than the limit and not show in test report.

Product : Intel® Wireless-AC 9560  
 Test Item : Harmonic Radiated Emission Data  
 Test Mode : Mode 1: Transmit (802.11a\_6Mbps) (5500MHz)  
 Test Date : 2019/10/22

**Horizontal**



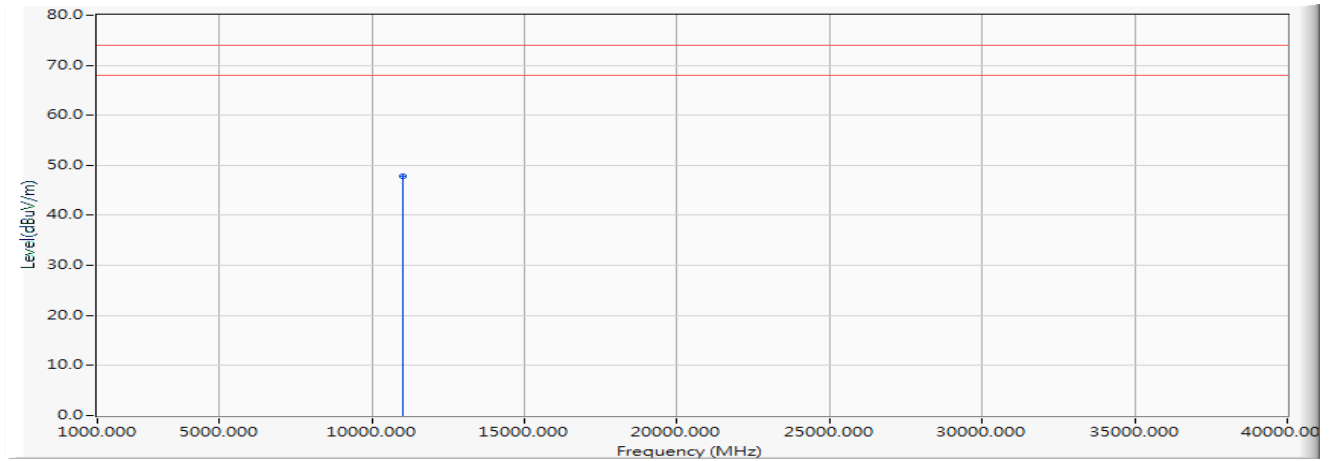
		Frequency (MHz)	Correct Factor (dB)	Reading Level (dBµV)	Measure Level (dBµV/m)	Margin (dB)	Limit (dBµV/m)	Detector Type
1	*	11000.000	1.166	45.560	46.726	-27.274	74.000	PEAK

Note:

1. All Readings below 1GHz are Quasi-Peak, above 1GHz are performed with peak and/or average measurements as necessary.
2. Measurement Level = Reading Level + Correct Factor.
3. Correct Factor = Antenna factor + Cable loss – Amplifier gain.
4. The average measurement was not performed when the peak measured data under the limit of average detection.
5. The emission levels of other frequencies are very lower than the limit and not show in test report.

Product : Intel® Wireless-AC 9560  
 Test Item : Harmonic Radiated Emission Data  
 Test Mode : Mode 1: Transmit (802.11a\_6Mbps) (5500MHz)  
 Test Date : 2019/10/22

**Vertical**



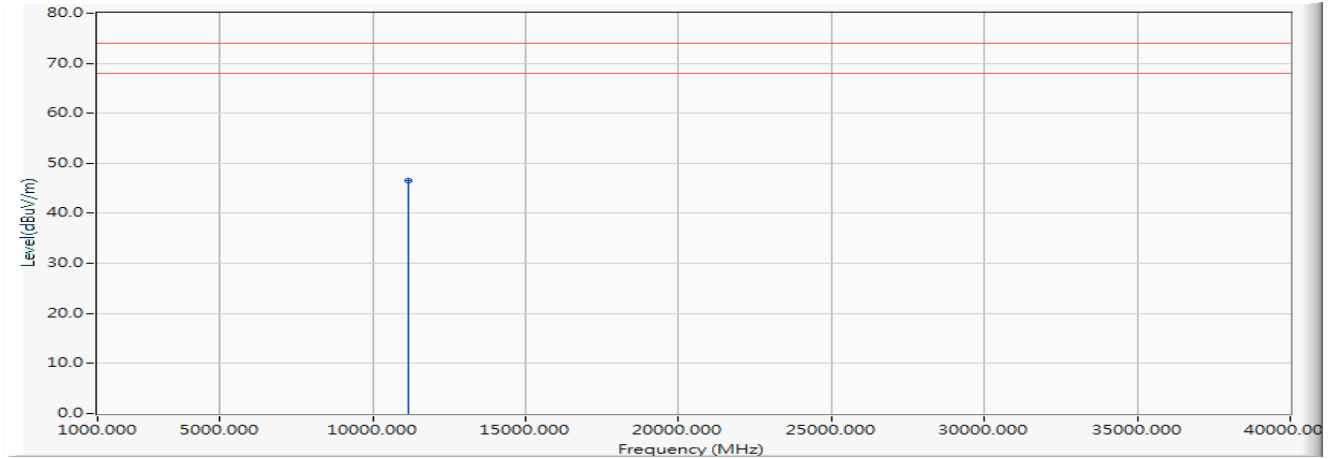
		Frequency (MHz)	Correct Factor (dB)	Reading Level (dBµV)	Measure Level (dBµV/m)	Margin (dB)	Limit (dBµV/m)	Detector Type
1	*	11000.000	1.166	46.710	47.876	-26.124	74.000	PEAK

Note:

1. All Readings below 1GHz are Quasi-Peak, above 1GHz are performed with peak and/or average measurements as necessary.
2. Measurement Level = Reading Level + Correct Factor.
3. Correct Factor = Antenna factor + Cable loss – Amplifier gain.
4. The average measurement was not performed when the peak measured data under the limit of average detection.
5. The emission levels of other frequencies are very lower than the limit and not show in test report.

Product : Intel® Wireless-AC 9560  
 Test Item : Harmonic Radiated Emission Data  
 Test Mode : Mode 1: Transmit (802.11a\_6Mbps) (5580MHz)  
 Test Date : 2019/10/22

**Horizontal**



		Frequency (MHz)	Correct Factor (dB)	Reading Level (dBµV)	Measure Level (dBµV/m)	Margin (dB)	Limit (dBµV/m)	Detector Type
1	*	11160.000	1.203	45.360	46.563	-27.437	74.000	PEAK

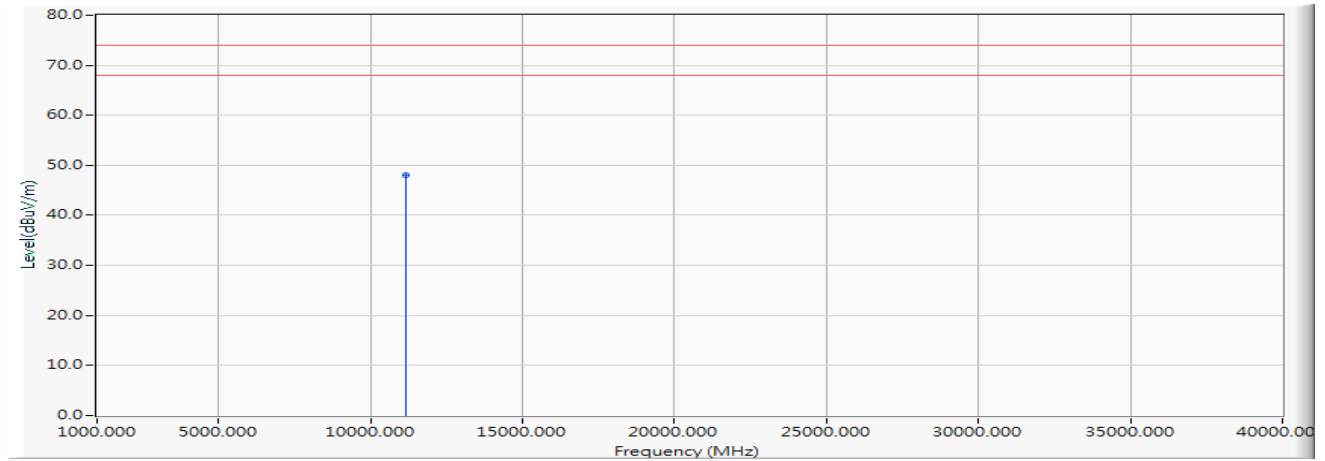
Note:

1. All Readings below 1GHz are Quasi-Peak, above 1GHz are performed with peak and/or average measurements as necessary.
2. Measurement Level = Reading Level + Correct Factor.
3. Correct Factor = Antenna factor + Cable loss – Amplifier gain.
4. The average measurement was not performed when the peak measured data under the limit of average detection.
5. The emission levels of other frequencies are very lower than the limit and not show in test report.



Product : Intel® Wireless-AC 9560  
 Test Item : Harmonic Radiated Emission Data  
 Test Mode : Mode 1: Transmit (802.11a\_6Mbps) (5580MHz)  
 Test Date : 2019/10/22

**Vertical**



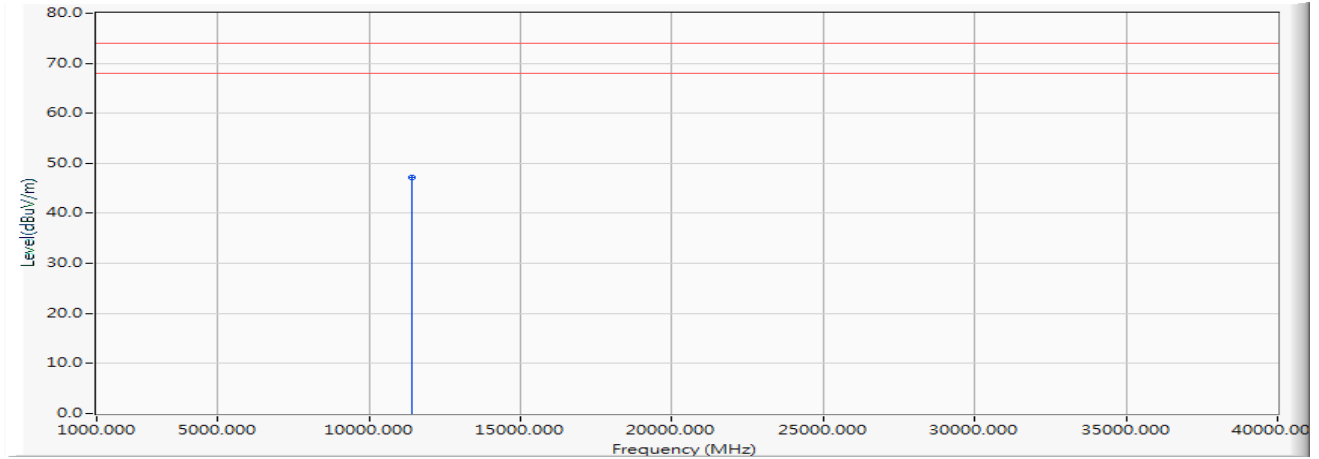
		Frequency (MHz)	Correct Factor (dB)	Reading Level (dBµV)	Measure Level (dBµV/m)	Margin (dB)	Limit (dBµV/m)	Detector Type
1	*	11160.000	1.203	46.940	48.143	-25.857	74.000	PEAK

Note:

1. All Readings below 1GHz are Quasi-Peak, above 1GHz are performed with peak and/or average measurements as necessary.
2. Measurement Level = Reading Level + Correct Factor.
3. Correct Factor = Antenna factor + Cable loss – Amplifier gain.
4. The average measurement was not performed when the peak measured data under the limit of average detection.
5. The emission levels of other frequencies are very lower than the limit and not show in test report.

Product : Intel® Wireless-AC 9560  
 Test Item : Harmonic Radiated Emission Data  
 Test Mode : Mode 1: Transmit (802.11a\_6Mbps) (5700MHz)  
 Test Date : 2019/10/22

**Horizontal**



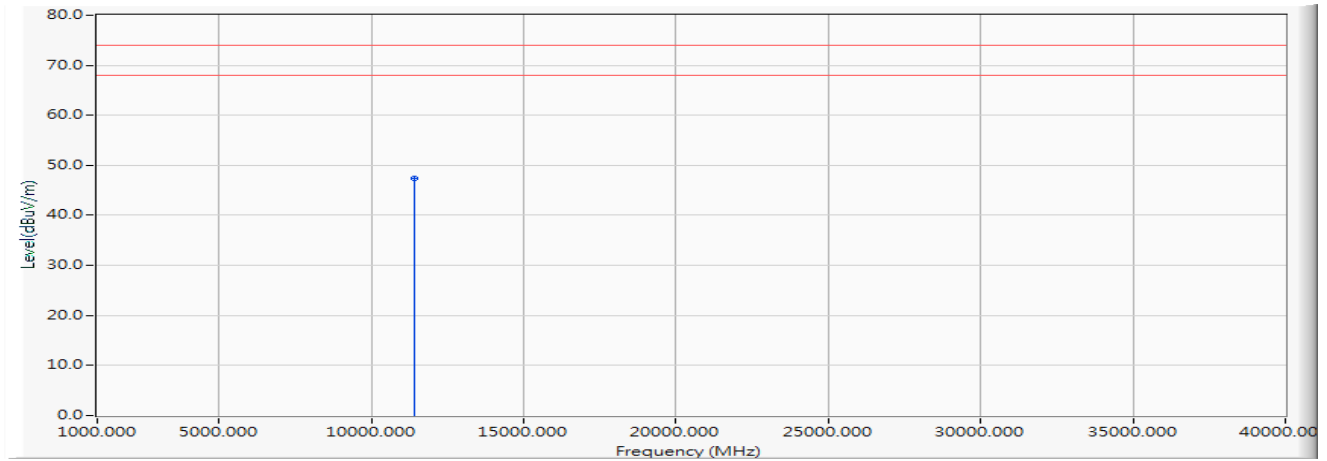
		Frequency (MHz)	Correct Factor (dB)	Reading Level (dBμV)	Measure Level (dBμV/m)	Margin (dB)	Limit (dBμV/m)	Detector Type
1	*	11400.000	1.624	45.570	47.194	-26.806	74.000	PEAK

Note:

1. All Readings below 1GHz are Quasi-Peak, above 1GHz are performed with peak and/or average measurements as necessary.
2. Measurement Level = Reading Level + Correct Factor.
3. Correct Factor = Antenna factor + Cable loss – Amplifier gain.
4. The average measurement was not performed when the peak measured data under the limit of average detection.
5. The emission levels of other frequencies are very lower than the limit and not show in test report.

Product : Intel® Wireless-AC 9560  
 Test Item : Harmonic Radiated Emission Data  
 Test Mode : Mode 1: Transmit (802.11a\_6Mbps) (5700MHz)  
 Test Date : 2019/10/22

**Vertical**



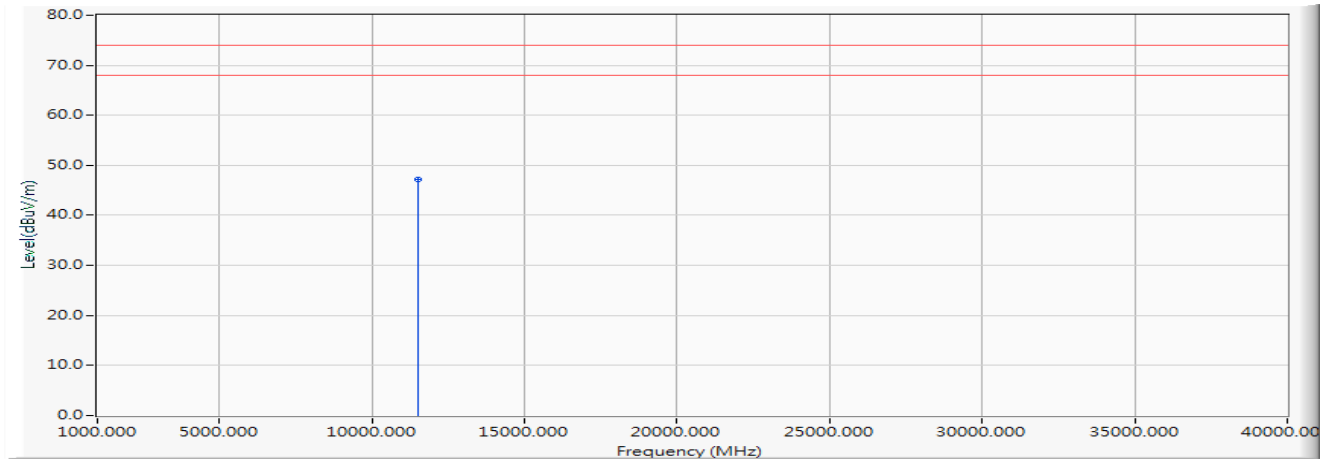
		Frequency (MHz)	Correct Factor (dB)	Reading Level (dBµV)	Measure Level (dBµV/m)	Margin (dB)	Limit (dBµV/m)	Detector Type
1	*	11400.000	1.624	45.800	47.424	-26.576	74.000	PEAK

Note:

1. All Readings below 1GHz are Quasi-Peak, above 1GHz are performed with peak and/or average measurements as necessary.
2. Measurement Level = Reading Level + Correct Factor.
3. Correct Factor = Antenna factor + Cable loss – Amplifier gain.
4. The average measurement was not performed when the peak measured data under the limit of average detection.
5. The emission levels of other frequencies are very lower than the limit and not show in test report.

Product : Intel® Wireless-AC 9560  
 Test Item : Harmonic Radiated Emission Data  
 Test Mode : Mode 1: Transmit (802.11a\_6Mbps) (5745MHz)  
 Test Date : 2019/10/22

**Horizontal**



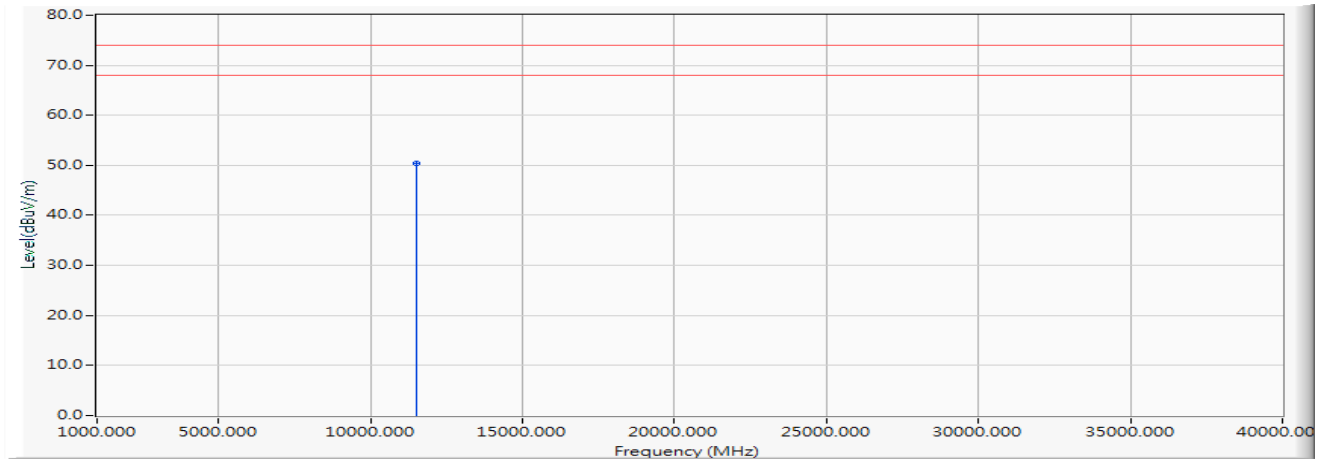
		Frequency (MHz)	Correct Factor (dB)	Reading Level (dBµV)	Measure Level (dBµV/m)	Margin (dB)	Limit (dBµV/m)	Detector Type
1	*	11490.000	1.894	45.280	47.174	-26.826	74.000	PEAK

Note:

1. All Readings below 1GHz are Quasi-Peak, above 1GHz are performed with peak and/or average measurements as necessary.
2. Measurement Level = Reading Level + Correct Factor.
3. Correct Factor = Antenna factor + Cable loss – Amplifier gain.
4. The average measurement was not performed when the peak measured data under the limit of average detection.
5. The emission levels of other frequencies are very lower than the limit and not show in test report.

Product : Intel® Wireless-AC 9560  
 Test Item : Harmonic Radiated Emission Data  
 Test Mode : Mode 1: Transmit (802.11a\_6Mbps) (5745MHz)  
 Test Date : 2019/10/22

**Vertical**



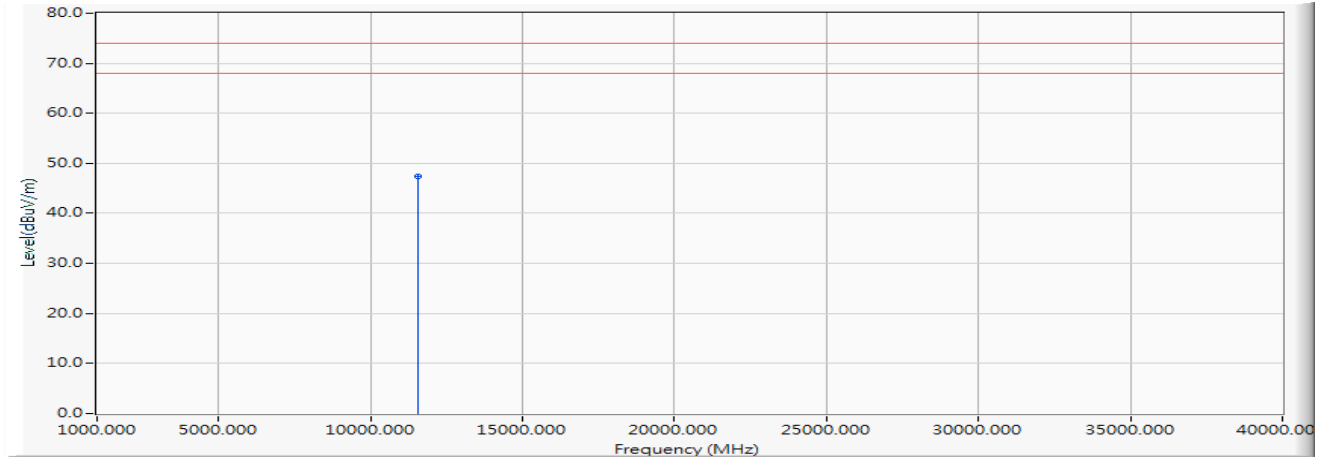
		Frequency (MHz)	Correct Factor (dB)	Reading Level (dBµV)	Measure Level (dBµV/m)	Margin (dB)	Limit (dBµV/m)	Detector Type
1	*	11490.000	1.894	48.610	50.504	-23.496	74.000	PEAK

Note:

1. All Readings below 1GHz are Quasi-Peak, above 1GHz are performed with peak and/or average measurements as necessary.
2. Measurement Level = Reading Level + Correct Factor.
3. Correct Factor = Antenna factor + Cable loss – Amplifier gain.
4. The average measurement was not performed when the peak measured data under the limit of average detection.
5. The emission levels of other frequencies are very lower than the limit and not show in test report.

Product : Intel® Wireless-AC 9560  
 Test Item : Harmonic Radiated Emission Data  
 Test Mode : Mode 1: Transmit (802.11a\_6Mbps) (5785MHz)  
 Test Date : 2019/10/22

**Horizontal**



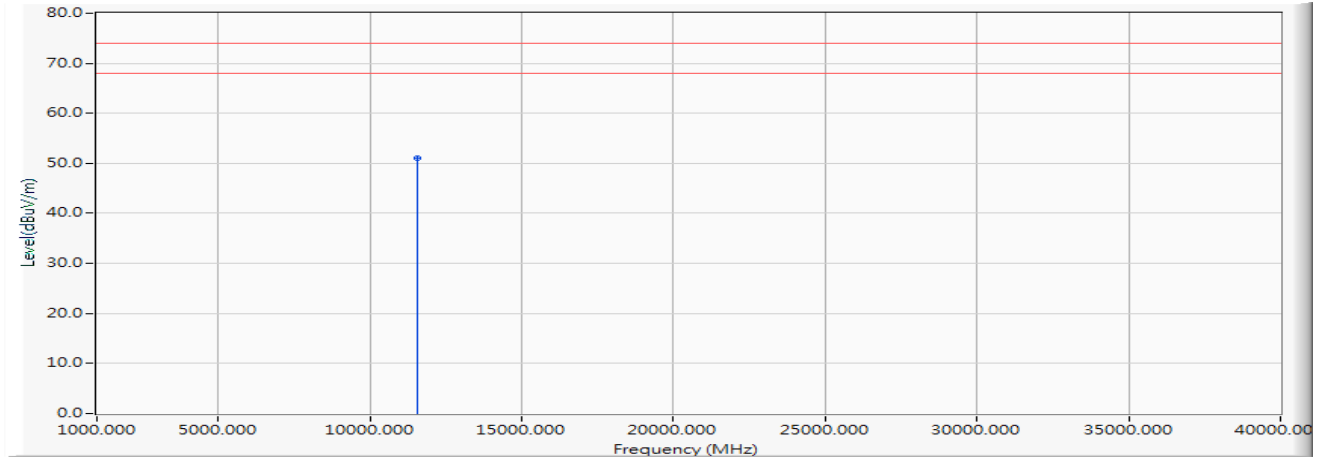
		Frequency (MHz)	Correct Factor (dB)	Reading Level (dBµV)	Measure Level (dBµV/m)	Margin (dB)	Limit (dBµV/m)	Detector Type
1	*	11570.000	1.993	45.330	47.323	-26.677	74.000	PEAK

Note:

1. All Readings below 1GHz are Quasi-Peak, above 1GHz are performed with peak and/or average measurements as necessary.
2. Measurement Level = Reading Level + Correct Factor.
3. Correct Factor = Antenna factor + Cable loss – Amplifier gain.
4. The average measurement was not performed when the peak measured data under the limit of average detection.
5. The emission levels of other frequencies are very lower than the limit and not show in test report.

Product : Intel® Wireless-AC 9560  
 Test Item : Harmonic Radiated Emission Data  
 Test Mode : Mode 1: Transmit (802.11a\_6Mbps) (5785MHz)  
 Test Date : 2019/10/22

**Vertical**



		Frequency (MHz)	Correct Factor (dB)	Reading Level (dBµV)	Measure Level (dBµV/m)	Margin (dB)	Limit (dBµV/m)	Detector Type
1	*	11570.000	1.993	49.130	51.123	-22.877	74.000	PEAK

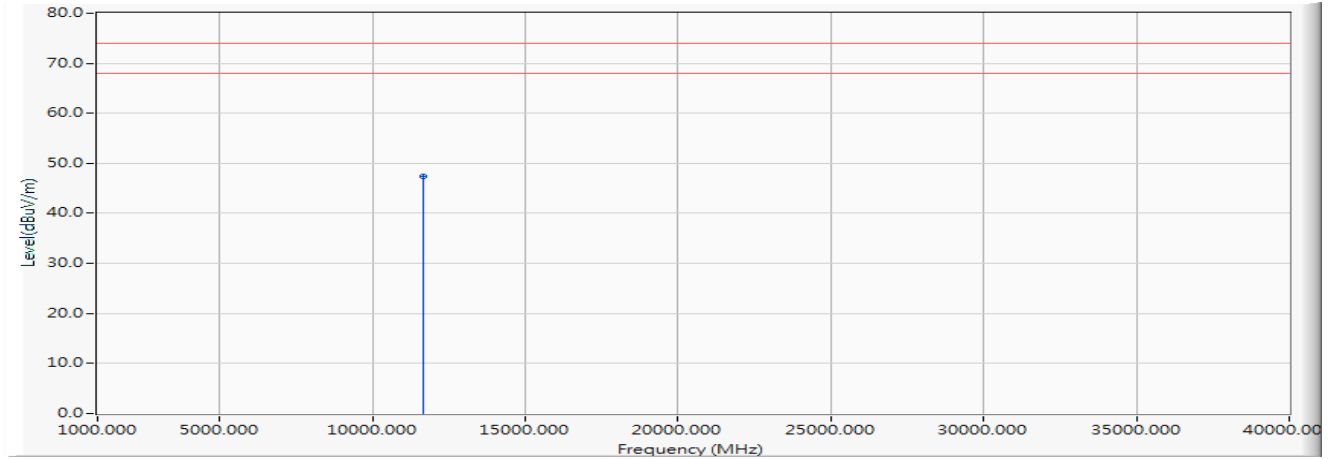
Note:

1. All Readings below 1GHz are Quasi-Peak, above 1GHz are performed with peak and/or average measurements as necessary.
2. Measurement Level = Reading Level + Correct Factor.
3. Correct Factor = Antenna factor + Cable loss – Amplifier gain.
4. The average measurement was not performed when the peak measured data under the limit of average detection.
5. The emission levels of other frequencies are very lower than the limit and not show in test report.



Product : Intel® Wireless-AC 9560  
 Test Item : Harmonic Radiated Emission Data  
 Test Mode : Mode 1: Transmit (802.11a\_6Mbps) (5825MHz)  
 Test Date : 2019/10/22

**Horizontal**



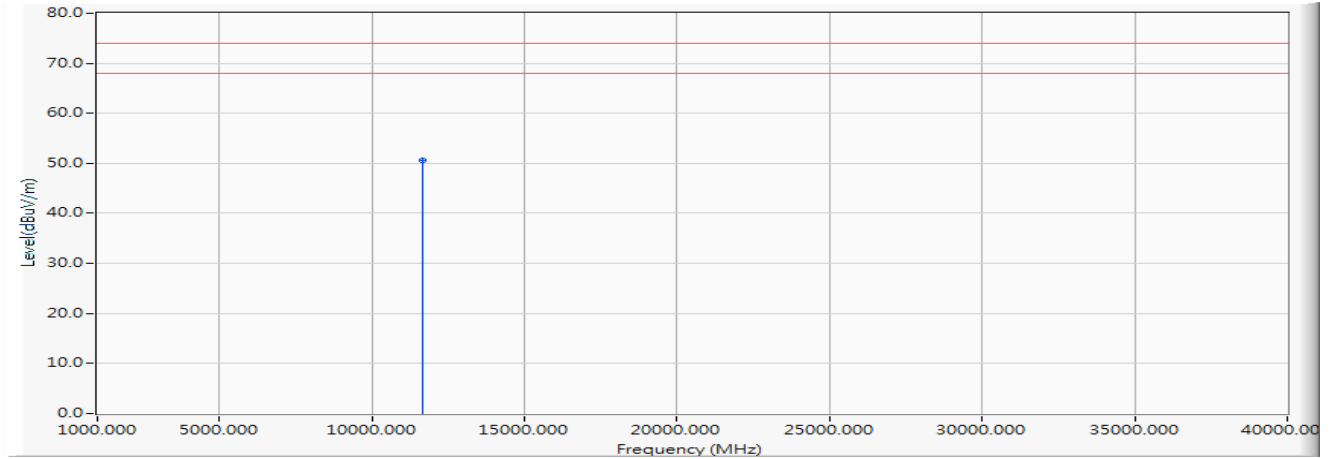
		Frequency (MHz)	Correct Factor (dB)	Reading Level (dBμV)	Measure Level (dBμV/m)	Margin (dB)	Limit (dBμV/m)	Detector Type
1	*	11650.000	2.093	45.250	47.343	-26.657	74.000	PEAK

Note:

1. All Readings below 1GHz are Quasi-Peak, above 1GHz are performed with peak and/or average measurements as necessary.
2. Measurement Level = Reading Level + Correct Factor.
3. Correct Factor = Antenna factor + Cable loss – Amplifier gain.
4. The average measurement was not performed when the peak measured data under the limit of average detection.
5. The emission levels of other frequencies are very lower than the limit and not show in test report.

Product : Intel® Wireless-AC 9560  
 Test Item : Harmonic Radiated Emission Data  
 Test Mode : Mode 1: Transmit (802.11a\_6Mbps) (5825MHz)  
 Test Date : 2019/10/22

**Vertical**



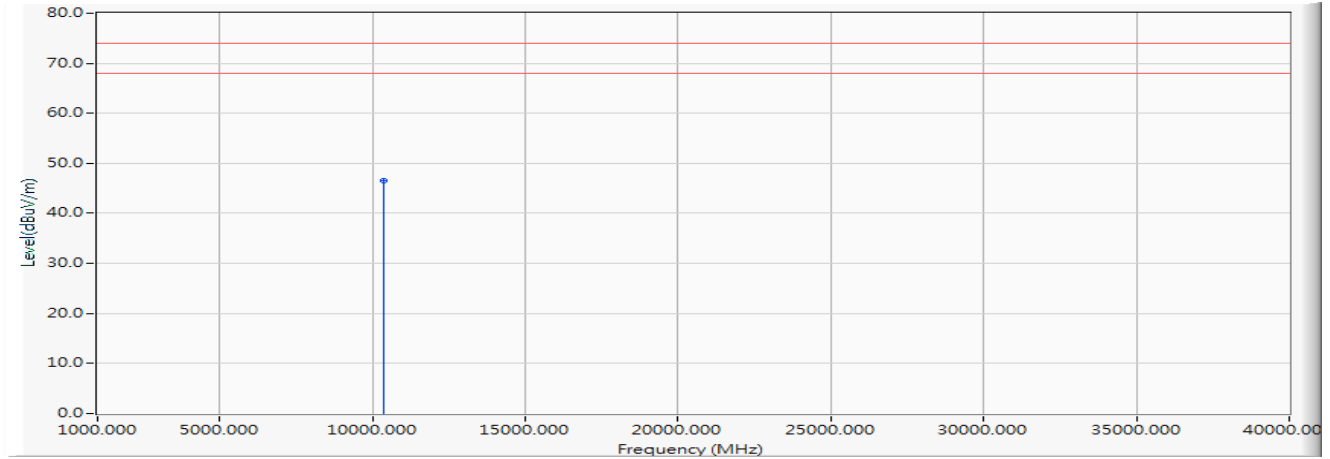
		Frequency (MHz)	Correct Factor (dB)	Reading Level (dBµV)	Measure Level (dBµV/m)	Margin (dB)	Limit (dBµV/m)	Detector Type
1	*	11650.000	2.093	48.610	50.703	-23.297	74.000	PEAK

Note:

1. All Readings below 1GHz are Quasi-Peak, above 1GHz are performed with peak and/or average measurements as necessary.
2. Measurement Level = Reading Level + Correct Factor.
3. Correct Factor = Antenna factor + Cable loss – Amplifier gain.
4. The average measurement was not performed when the peak measured data under the limit of average detection.
5. The emission levels of other frequencies are very lower than the limit and not show in test report.

Product : Intel® Wireless-AC 9560  
 Test Item : Harmonic Radiated Emission Data  
 Test Mode : Mode 2: Transmit (802.11n-20BW\_14.4Mbps) (5180MHz)  
 Test Date : 2019/10/22

**Horizontal**



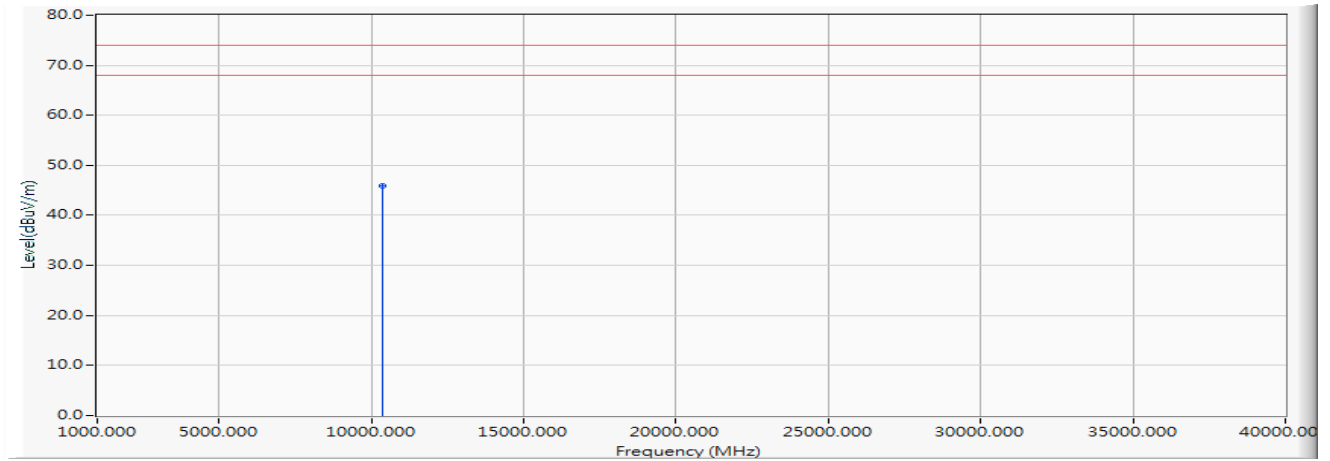
		Frequency (MHz)	Correct Factor (dB)	Reading Level (dBµV)	Measure Level (dBµV/m)	Margin (dB)	Limit (dBµV/m)	Detector Type
1	*	10360.000	0.180	46.430	46.610	-27.390	74.000	PEAK

Note:

1. All Readings below 1GHz are Quasi-Peak, above 1GHz are performed with peak and/or average measurements as necessary.
2. Measurement Level = Reading Level + Correct Factor.
3. Correct Factor = Antenna factor + Cable loss – Amplifier gain.
4. The average measurement was not performed when the peak measured data under the limit of average detection.
5. The emission levels of other frequencies are very lower than the limit and not show in test report.

Product : Intel® Wireless-AC 9560  
 Test Item : Harmonic Radiated Emission Data  
 Test Mode : Mode 2: Transmit (802.11n-20BW\_14.4Mbps) (5180MHz)  
 Test Date : 2019/10/22

**Vertical**



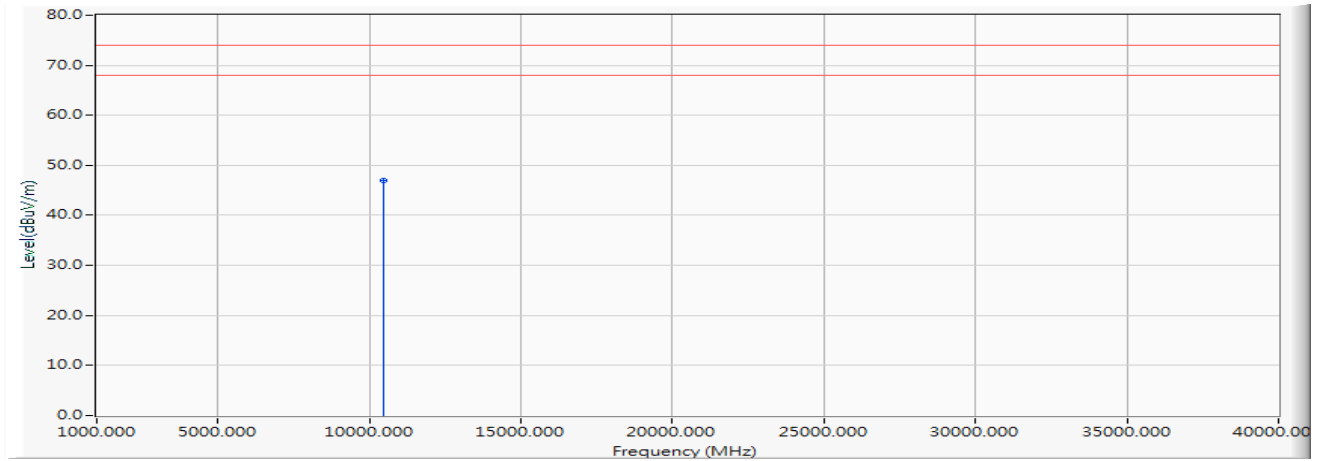
		Frequency (MHz)	Correct Factor (dB)	Reading Level (dBµV)	Measure Level (dBµV/m)	Margin (dB)	Limit (dBµV/m)	Detector Type
1	*	10360.000	0.180	45.790	45.970	-28.030	74.000	PEAK

Note:

1. All Readings below 1GHz are Quasi-Peak, above 1GHz are performed with peak and/or average measurements as necessary.
2. Measurement Level = Reading Level + Correct Factor.
3. Correct Factor = Antenna factor + Cable loss – Amplifier gain.
4. The average measurement was not performed when the peak measured data under the limit of average detection.
5. The emission levels of other frequencies are very lower than the limit and not show in test report.

Product : Intel® Wireless-AC 9560  
 Test Item : Harmonic Radiated Emission Data  
 Test Mode : Mode 2: Transmit (802.11n-20BW\_14.4Mbps) (5220MHz)  
 Test Date : 2019/10/22

**Horizontal**



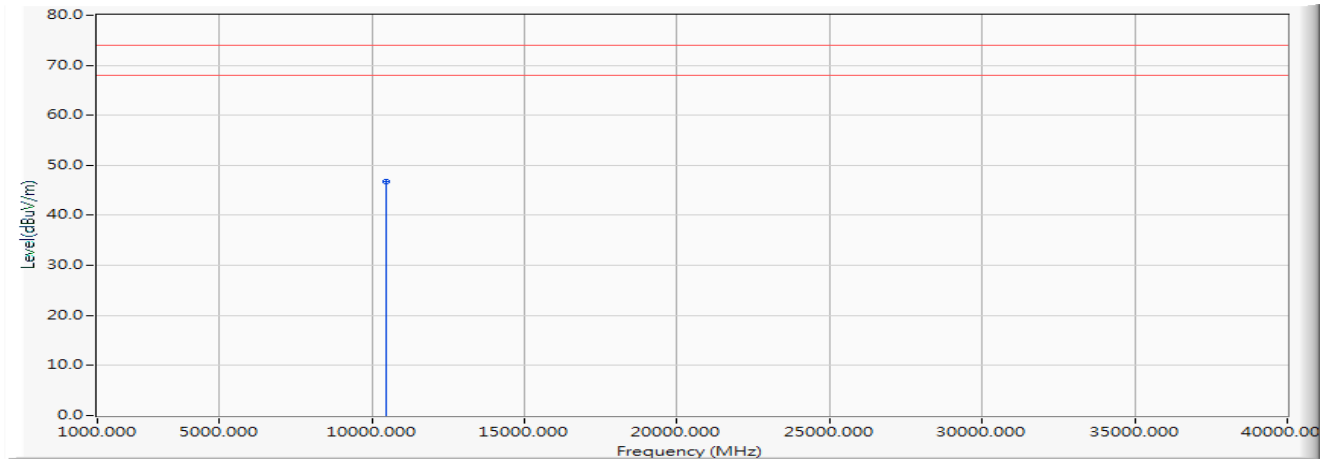
		Frequency (MHz)	Correct Factor (dB)	Reading Level (dBµV)	Measure Level (dBµV/m)	Margin (dB)	Limit (dBµV/m)	Detector Type
1	*	10440.000	0.233	46.660	46.894	-27.106	74.000	PEAK

Note:

1. All Readings below 1GHz are Quasi-Peak, above 1GHz are performed with peak and/or average measurements as necessary.
2. Measurement Level = Reading Level + Correct Factor.
3. Correct Factor = Antenna factor + Cable loss – Amplifier gain.
4. The average measurement was not performed when the peak measured data under the limit of average detection.
5. The emission levels of other frequencies are very lower than the limit and not show in test report.

Product : Intel® Wireless-AC 9560  
 Test Item : Harmonic Radiated Emission Data  
 Test Mode : Mode 2: Transmit (802.11n-20BW\_14.4Mbps) (5220MHz)  
 Test Date : 2019/10/22

**Vertical**



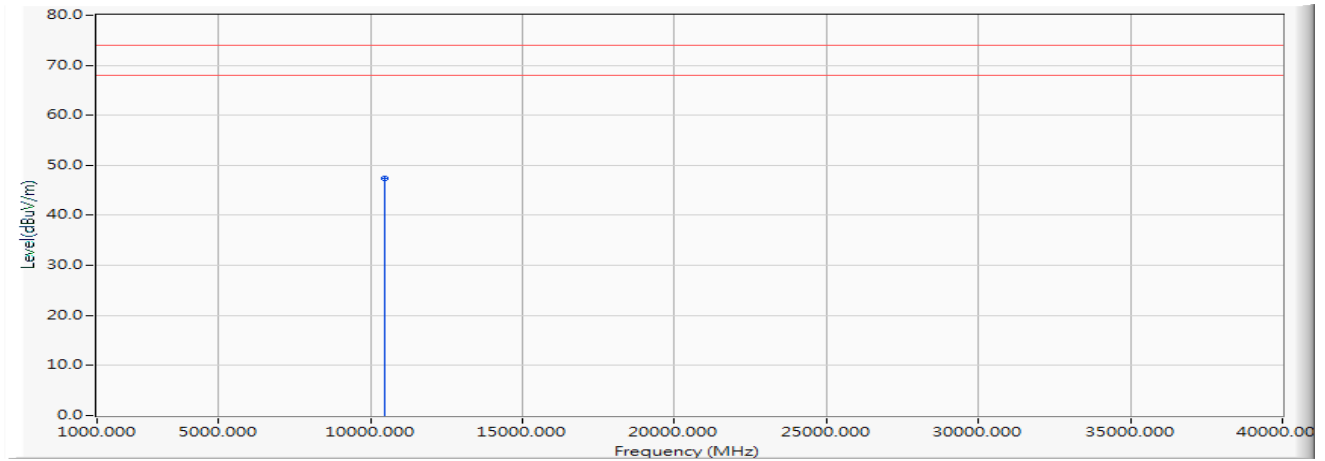
		Frequency (MHz)	Correct Factor (dB)	Reading Level (dBμV)	Measure Level (dBμV/m)	Margin (dB)	Limit (dBμV/m)	Detector Type
1	*	10440.000	0.233	46.560	46.794	-27.206	74.000	PEAK

Note:

1. All Readings below 1GHz are Quasi-Peak, above 1GHz are performed with peak and/or average measurements as necessary.
2. Measurement Level = Reading Level + Correct Factor.
3. Correct Factor = Antenna factor + Cable loss – Amplifier gain.
4. The average measurement was not performed when the peak measured data under the limit of average detection.
5. The emission levels of other frequencies are very lower than the limit and not show in test report.

Product : Intel® Wireless-AC 9560  
 Test Item : Harmonic Radiated Emission Data  
 Test Mode : Mode 2: Transmit (802.11n-20BW\_14.4Mbps) (5240MHz)  
 Test Date : 2019/10/22

**Horizontal**



		Frequency (MHz)	Correct Factor (dB)	Reading Level (dBµV)	Measure Level (dBµV/m)	Margin (dB)	Limit (dBµV/m)	Detector Type
1	*	10480.000	0.269	47.120	47.389	-26.611	74.000	PEAK

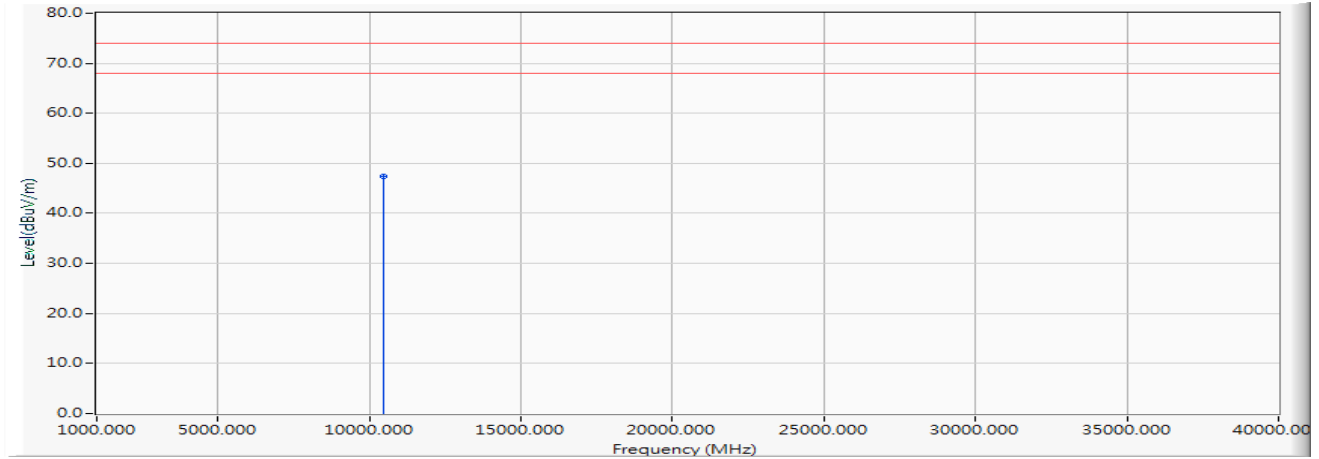
Note:

1. All Readings below 1GHz are Quasi-Peak, above 1GHz are performed with peak and/or average measurements as necessary.
2. Measurement Level = Reading Level + Correct Factor.
3. Correct Factor = Antenna factor + Cable loss – Amplifier gain.
4. The average measurement was not performed when the peak measured data under the limit of average detection.
5. The emission levels of other frequencies are very lower than the limit and not show in test report.



Product : Intel® Wireless-AC 9560  
 Test Item : Harmonic Radiated Emission Data  
 Test Mode : Mode 2: Transmit (802.11n-20BW\_14.4Mbps) (5240MHz)  
 Test Date : 2019/10/22

**Vertical**



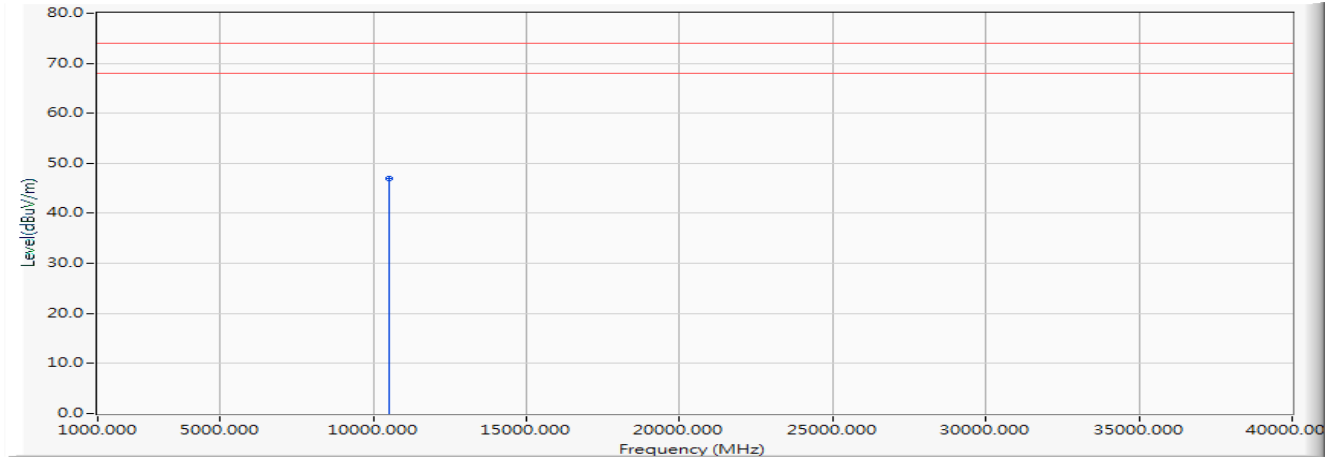
		Frequency (MHz)	Correct Factor (dB)	Reading Level (dBμV)	Measure Level (dBμV/m)	Margin (dB)	Limit (dBμV/m)	Detector Type
1	*	10480.000	0.269	47.120	47.389	-26.611	74.000	PEAK

Note:

1. All Readings below 1GHz are Quasi-Peak, above 1GHz are performed with peak and/or average measurements as necessary.
2. Measurement Level = Reading Level + Correct Factor.
3. Correct Factor = Antenna factor + Cable loss – Amplifier gain.
4. The average measurement was not performed when the peak measured data under the limit of average detection.
5. The emission levels of other frequencies are very lower than the limit and not show in test report.

Product : Intel® Wireless-AC 9560  
 Test Item : Harmonic Radiated Emission Data  
 Test Mode : Mode 2: Transmit (802.11n-20BW\_14.4Mbps) (5260MHz)  
 Test Date : 2019/10/22

**Horizontal**



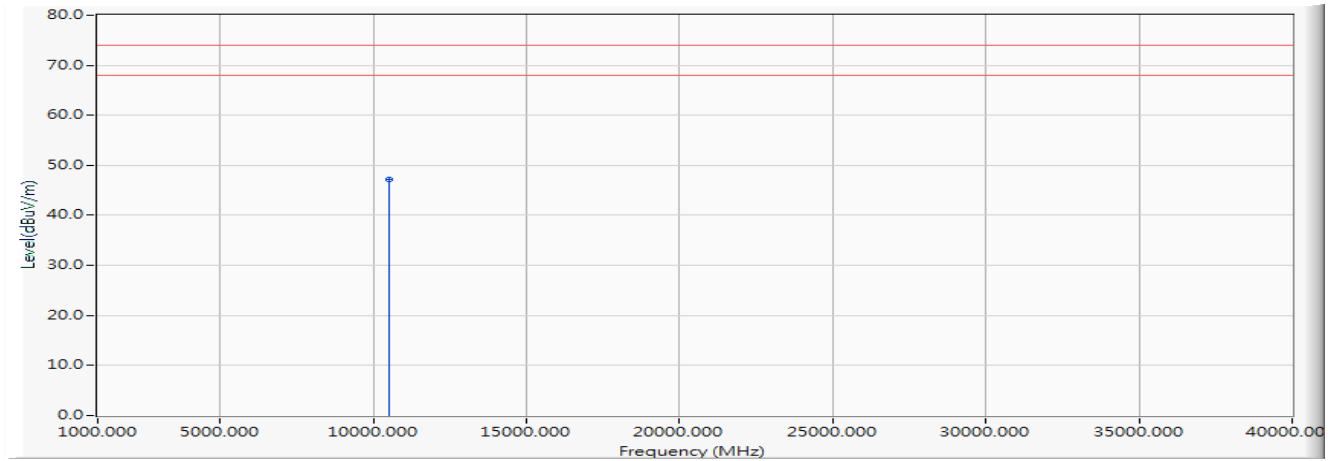
		Frequency (MHz)	Correct Factor (dB)	Reading Level (dBµV)	Measure Level (dBµV/m)	Margin (dB)	Limit (dBµV/m)	Detector Type
1	*	10520.000	0.293	46.780	47.073	-26.927	74.000	PEAK

Note:

1. All Readings below 1GHz are Quasi-Peak, above 1GHz are performed with peak and/or average measurements as necessary.
2. Measurement Level = Reading Level + Correct Factor.
3. Correct Factor = Antenna factor + Cable loss – Amplifier gain.
4. The average measurement was not performed when the peak measured data under the limit of average detection.
5. The emission levels of other frequencies are very lower than the limit and not show in test report.

Product : Intel® Wireless-AC 9560  
 Test Item : Harmonic Radiated Emission Data  
 Test Mode : Mode 2: Transmit (802.11n-20BW\_14.4Mbps) (5260MHz)  
 Test Date : 2019/10/22

**Vertical**



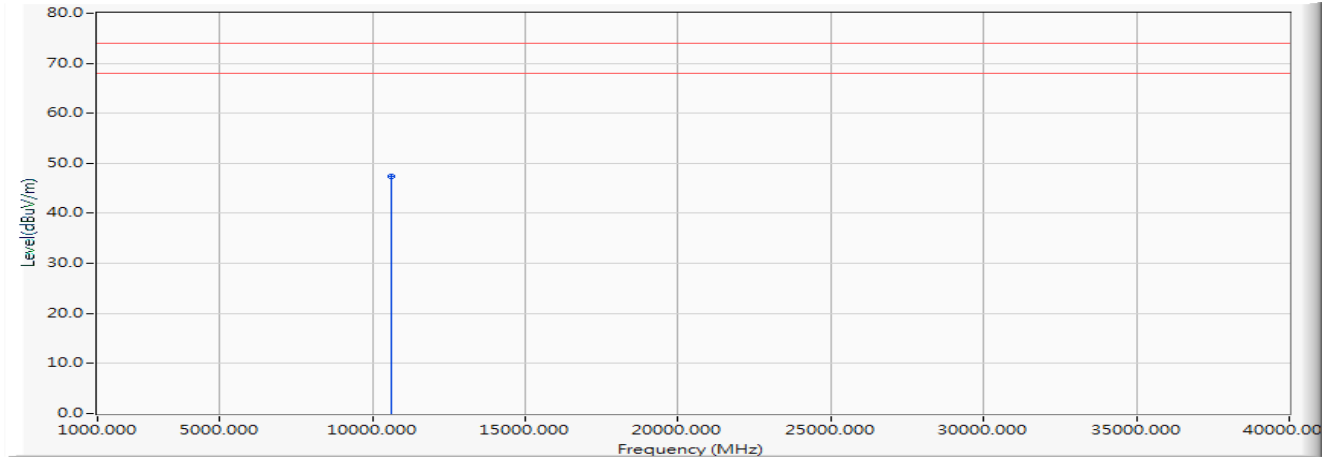
		Frequency (MHz)	Correct Factor (dB)	Reading Level (dBµV)	Measure Level (dBµV/m)	Margin (dB)	Limit (dBµV/m)	Detector Type
1	*	10520.000	0.293	46.860	47.153	-26.847	74.000	PEAK

Note:

1. All Readings below 1GHz are Quasi-Peak, above 1GHz are performed with peak and/or average measurements as necessary.
2. Measurement Level = Reading Level + Correct Factor.
3. Correct Factor = Antenna factor + Cable loss – Amplifier gain.
4. The average measurement was not performed when the peak measured data under the limit of average detection.
5. The emission levels of other frequencies are very lower than the limit and not show in test report.

Product : Intel® Wireless-AC 9560  
 Test Item : Harmonic Radiated Emission Data  
 Test Mode : Mode 2: Transmit (802.11n-20BW\_14.4Mbps) (5300MHz)  
 Test Date : 2019/10/22

**Horizontal**



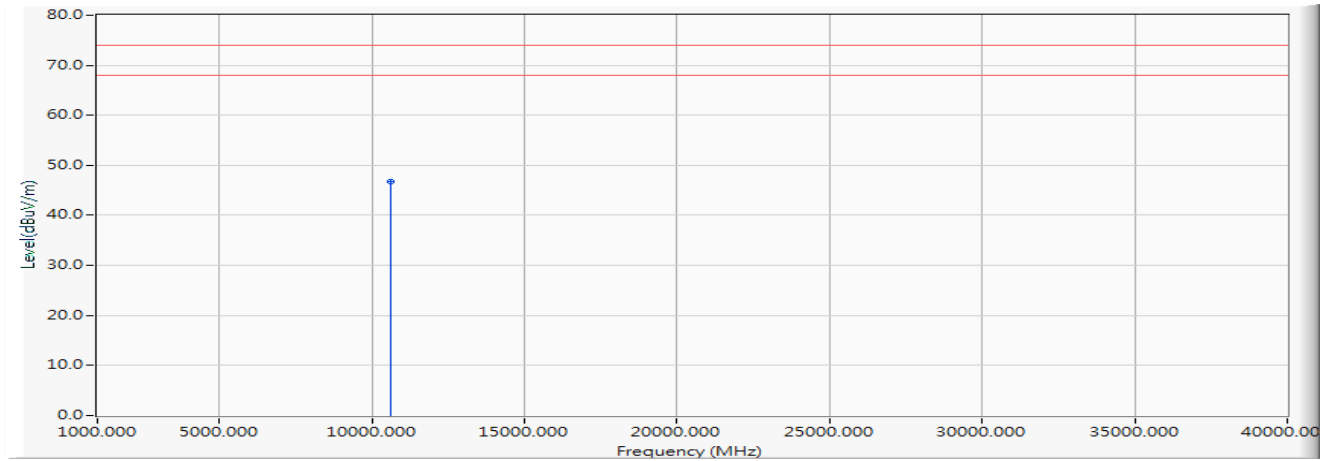
		Frequency (MHz)	Correct Factor (dB)	Reading Level (dBµV)	Measure Level (dBµV/m)	Margin (dB)	Limit (dBµV/m)	Detector Type
1	*	10600.000	0.462	47.000	47.462	-26.538	74.000	PEAK

Note:

1. All Readings below 1GHz are Quasi-Peak, above 1GHz are performed with peak and/or average measurements as necessary.
2. Measurement Level = Reading Level + Correct Factor.
3. Correct Factor = Antenna factor + Cable loss – Amplifier gain.
4. The average measurement was not performed when the peak measured data under the limit of average detection.
5. The emission levels of other frequencies are very lower than the limit and not show in test report.

Product : Intel® Wireless-AC 9560  
 Test Item : Harmonic Radiated Emission Data  
 Test Mode : Mode 2: Transmit (802.11n-20BW\_14.4Mbps) (5300MHz)  
 Test Date : 2019/10/22

**Vertical**



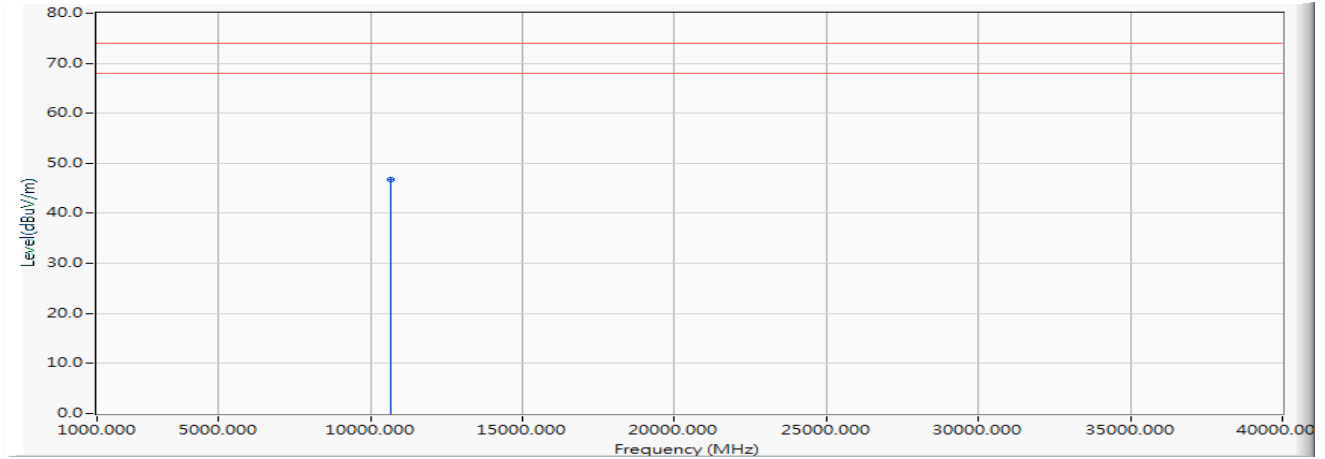
		Frequency (MHz)	Correct Factor (dB)	Reading Level (dBµV)	Measure Level (dBµV/m)	Margin (dB)	Limit (dBµV/m)	Detector Type
1	*	10600.000	0.462	46.380	46.842	-27.158	74.000	PEAK

Note:

1. All Readings below 1GHz are Quasi-Peak, above 1GHz are performed with peak and/or average measurements as necessary.
2. Measurement Level = Reading Level + Correct Factor.
3. Correct Factor = Antenna factor + Cable loss – Amplifier gain.
4. The average measurement was not performed when the peak measured data under the limit of average detection.
5. The emission levels of other frequencies are very lower than the limit and not show in test report.

Product : Intel® Wireless-AC 9560  
 Test Item : Harmonic Radiated Emission Data  
 Test Mode : Mode 2: Transmit (802.11n-20BW\_14.4Mbps) (5320MHz)  
 Test Date : 2019/10/22

**Horizontal**



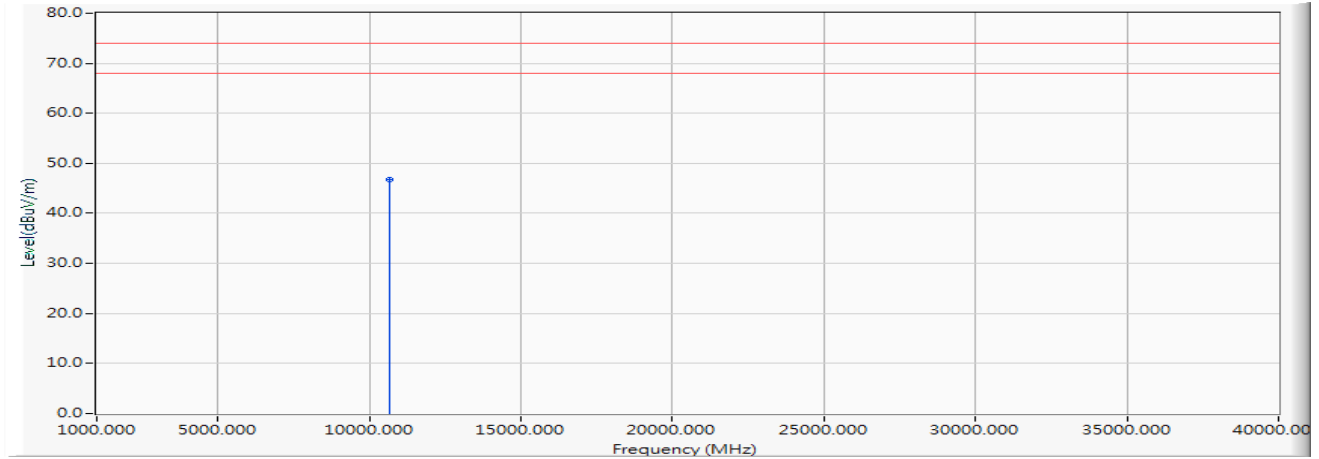
		Frequency (MHz)	Correct Factor (dB)	Reading Level (dBµV)	Measure Level (dBµV/m)	Margin (dB)	Limit (dBµV/m)	Detector Type
1	*	10640.000	0.598	46.140	46.738	-27.262	74.000	PEAK

Note:

1. All Readings below 1GHz are Quasi-Peak, above 1GHz are performed with peak and/or average measurements as necessary.
2. Measurement Level = Reading Level + Correct Factor.
3. Correct Factor = Antenna factor + Cable loss – Amplifier gain.
4. The average measurement was not performed when the peak measured data under the limit of average detection.
5. The emission levels of other frequencies are very lower than the limit and not show in test report.

Product : Intel® Wireless-AC 9560  
 Test Item : Harmonic Radiated Emission Data  
 Test Mode : Mode 2: Transmit (802.11n-20BW\_14.4Mbps) (5320MHz)  
 Test Date : 2019/10/22

**Vertical**



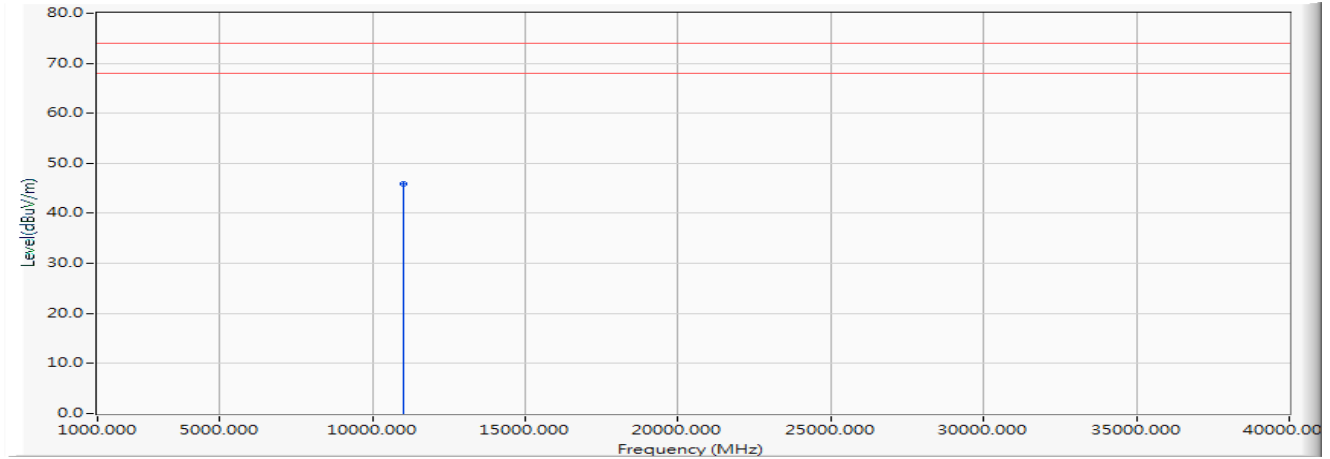
		Frequency (MHz)	Correct Factor (dB)	Reading Level (dBμV)	Measure Level (dBμV/m)	Margin (dB)	Limit (dBμV/m)	Detector Type
1	*	10640.000	0.598	46.260	46.858	-27.142	74.000	PEAK

Note:

1. All Readings below 1GHz are Quasi-Peak, above 1GHz are performed with peak and/or average measurements as necessary.
2. Measurement Level = Reading Level + Correct Factor.
3. Correct Factor = Antenna factor + Cable loss – Amplifier gain.
4. The average measurement was not performed when the peak measured data under the limit of average detection.
5. The emission levels of other frequencies are very lower than the limit and not show in test report.

Product : Intel® Wireless-AC 9560  
 Test Item : Harmonic Radiated Emission Data  
 Test Mode : Mode 2: Transmit (802.11n-20BW\_14.4Mbps) (5500MHz)  
 Test Date : 2019/10/22

**Horizontal**



		Frequency (MHz)	Correct Factor (dB)	Reading Level (dBµV)	Measure Level (dBµV/m)	Margin (dB)	Limit (dBµV/m)	Detector Type
1	*	11000.000	1.166	44.830	45.996	-28.004	74.000	PEAK

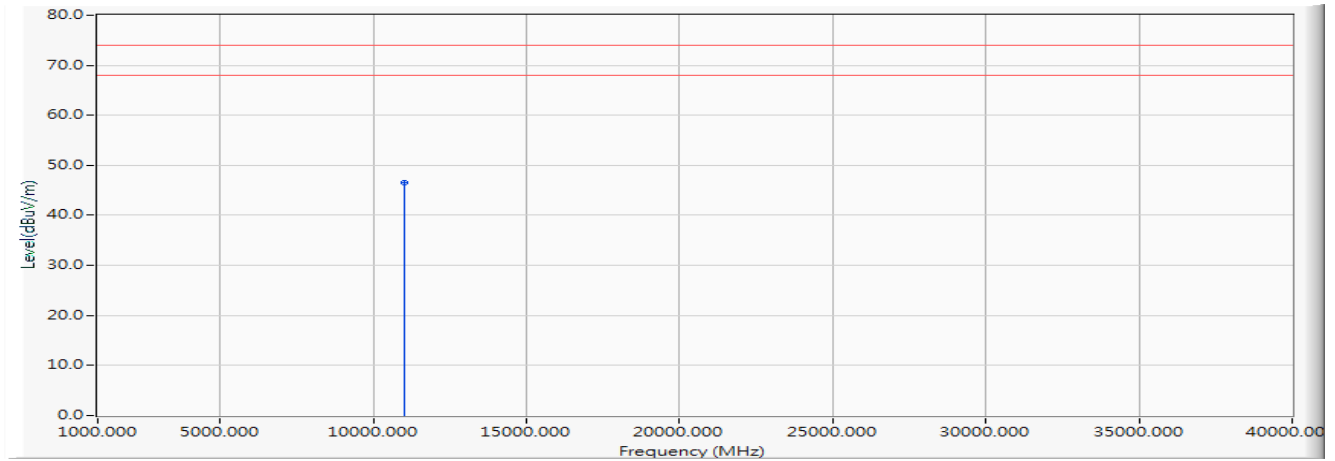
Note:

1. All Readings below 1GHz are Quasi-Peak, above 1GHz are performed with peak and/or average measurements as necessary.
2. Measurement Level = Reading Level + Correct Factor.
3. Correct Factor = Antenna factor + Cable loss – Amplifier gain.
4. The average measurement was not performed when the peak measured data under the limit of average detection.
5. The emission levels of other frequencies are very lower than the limit and not show in test report.



Product : Intel® Wireless-AC 9560  
 Test Item : Harmonic Radiated Emission Data  
 Test Mode : Mode 2: Transmit (802.11n-20BW\_14.4Mbps) (5500MHz)  
 Test Date : 2019/10/22

**Vertical**



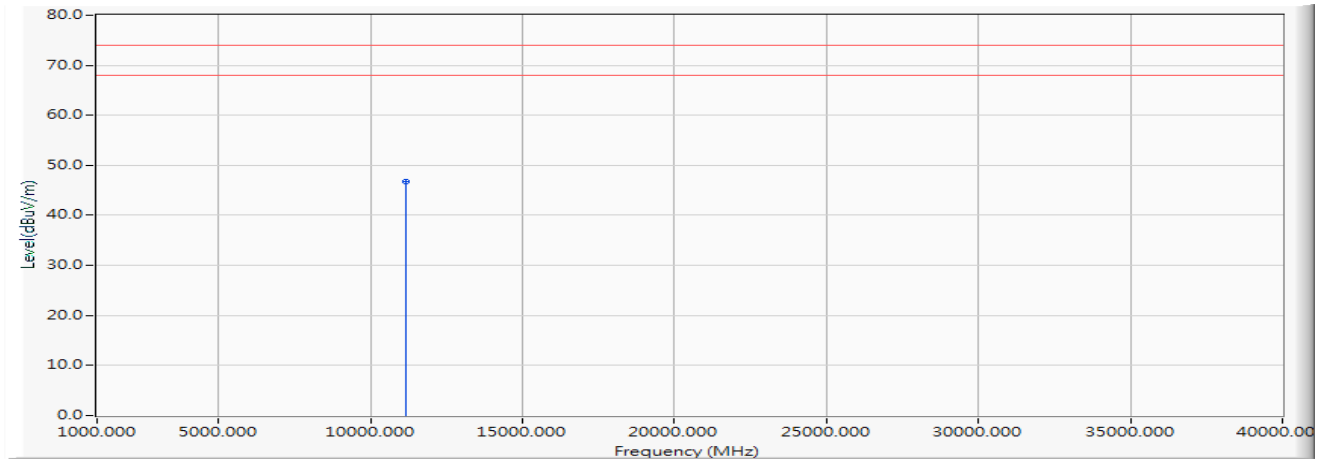
		Frequency (MHz)	Correct Factor (dB)	Reading Level (dBμV)	Measure Level (dBμV/m)	Margin (dB)	Limit (dBμV/m)	Detector Type
1	*	11000.000	1.166	45.410	46.576	-27.424	74.000	PEAK

Note:

1. All Readings below 1GHz are Quasi-Peak, above 1GHz are performed with peak and/or average measurements as necessary.
2. Measurement Level = Reading Level + Correct Factor.
3. Correct Factor = Antenna factor + Cable loss – Amplifier gain.
4. The average measurement was not performed when the peak measured data under the limit of average detection.
5. The emission levels of other frequencies are very lower than the limit and not show in test report.

Product : Intel® Wireless-AC 9560  
 Test Item : Harmonic Radiated Emission Data  
 Test Mode : Mode 2: Transmit (802.11n-20BW\_14.4Mbps) (5580MHz)  
 Test Date : 2019/10/22

**Horizontal**



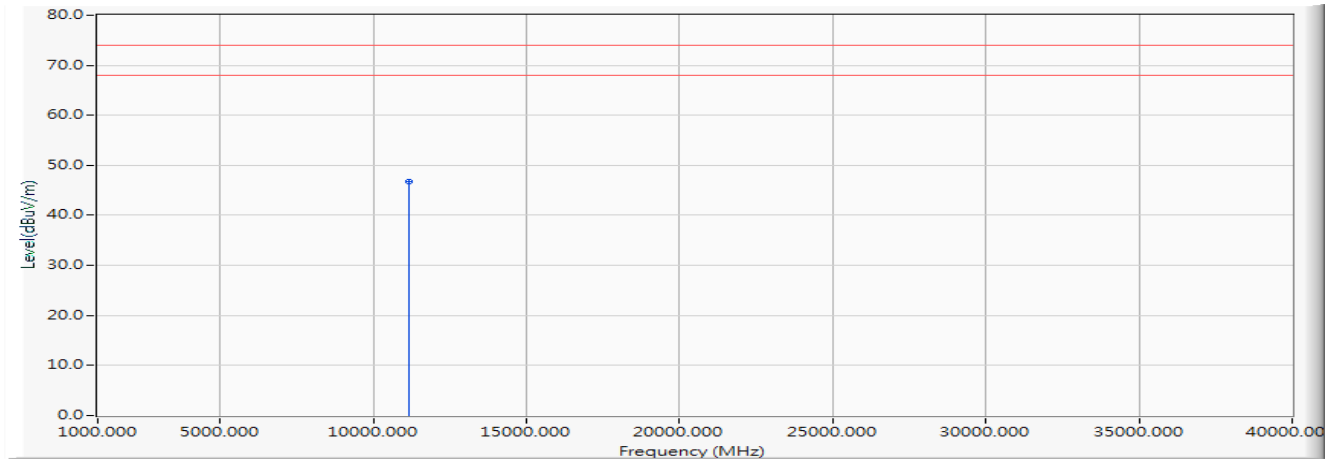
		Frequency (MHz)	Correct Factor (dB)	Reading Level (dBµV)	Measure Level (dBµV/m)	Margin (dB)	Limit (dBµV/m)	Detector Type
1	*	11160.000	1.203	45.650	46.853	-27.147	74.000	PEAK

Note:

1. All Readings below 1GHz are Quasi-Peak, above 1GHz are performed with peak and/or average measurements as necessary.
2. Measurement Level = Reading Level + Correct Factor.
3. Correct Factor = Antenna factor + Cable loss – Amplifier gain.
4. The average measurement was not performed when the peak measured data under the limit of average detection.
5. The emission levels of other frequencies are very lower than the limit and not show in test report.

Product : Intel® Wireless-AC 9560  
 Test Item : Harmonic Radiated Emission Data  
 Test Mode : Mode 2: Transmit (802.11n-20BW\_14.4Mbps) (5580MHz)  
 Test Date : 2019/10/22

**Vertical**



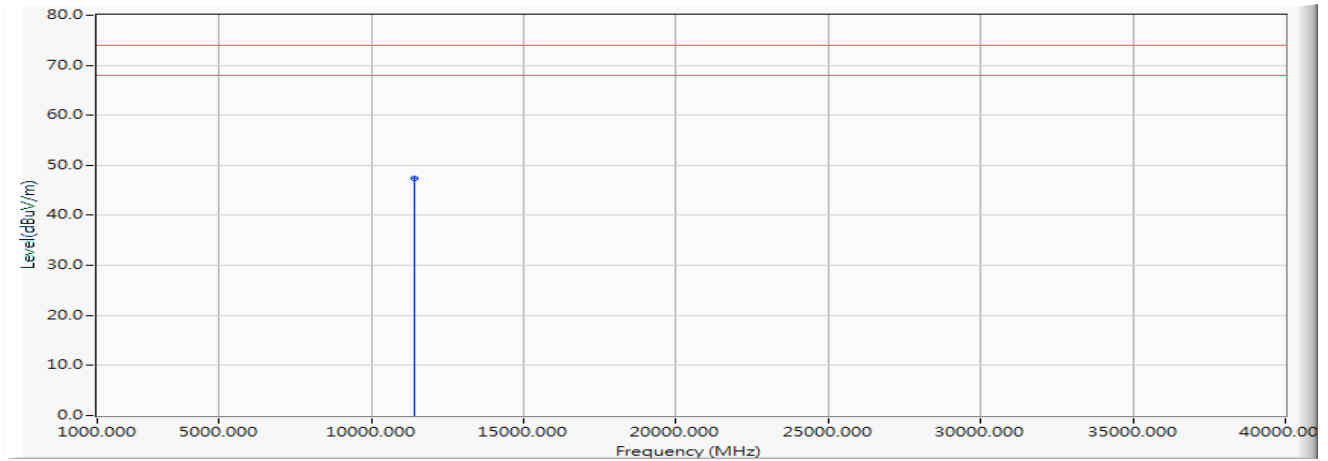
		Frequency (MHz)	Correct Factor (dB)	Reading Level (dBμV)	Measure Level (dBμV/m)	Margin (dB)	Limit (dBμV/m)	Detector Type
1	*	11160.000	1.203	45.640	46.843	-27.157	74.000	PEAK

Note:

1. All Readings below 1GHz are Quasi-Peak, above 1GHz are performed with peak and/or average measurements as necessary.
2. Measurement Level = Reading Level + Correct Factor.
3. Correct Factor = Antenna factor + Cable loss – Amplifier gain.
4. The average measurement was not performed when the peak measured data under the limit of average detection.
5. The emission levels of other frequencies are very lower than the limit and not show in test report.

Product : Intel® Wireless-AC 9560  
 Test Item : Harmonic Radiated Emission Data  
 Test Mode : Mode 2: Transmit (802.11n-20BW\_14.4Mbps) (5700MHz)  
 Test Date : 2019/10/22

**Horizontal**



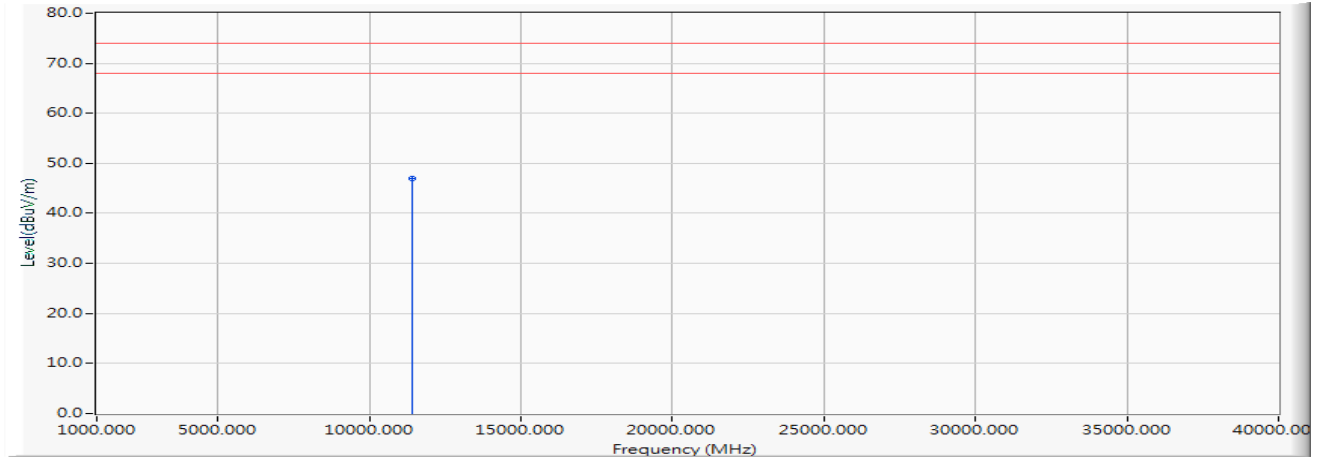
		Frequency (MHz)	Correct Factor (dB)	Reading Level (dBµV)	Measure Level (dBµV/m)	Margin (dB)	Limit (dBµV/m)	Detector Type
1	*	11400.000	1.624	45.820	47.444	-26.556	74.000	PEAK

Note:

1. All Readings below 1GHz are Quasi-Peak, above 1GHz are performed with peak and/or average measurements as necessary.
2. Measurement Level = Reading Level + Correct Factor.
3. Correct Factor = Antenna factor + Cable loss – Amplifier gain.
4. The average measurement was not performed when the peak measured data under the limit of average detection.
5. The emission levels of other frequencies are very lower than the limit and not show in test report.

Product : Intel® Wireless-AC 9560  
 Test Item : Harmonic Radiated Emission Data  
 Test Mode : Mode 2: Transmit (802.11n-20BW\_14.4Mbps) (5700MHz)  
 Test Date : 2019/10/22

**Vertical**



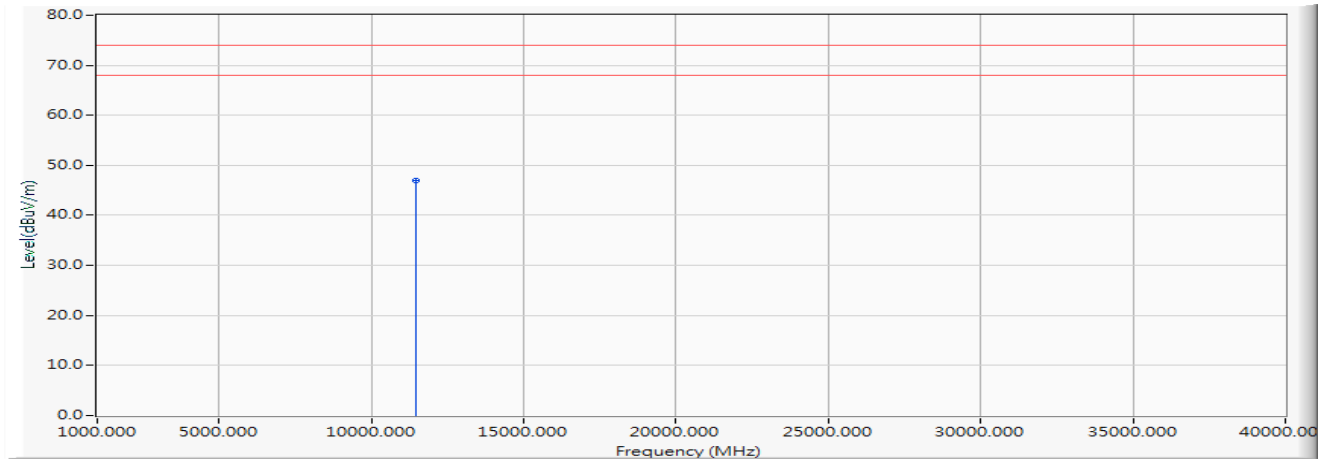
		Frequency (MHz)	Correct Factor (dB)	Reading Level (dBμV)	Measure Level (dBμV/m)	Margin (dB)	Limit (dBμV/m)	Detector Type
1	*	11400.000	1.624	45.350	46.974	-27.026	74.000	PEAK

Note:

1. All Readings below 1GHz are Quasi-Peak, above 1GHz are performed with peak and/or average measurements as necessary.
2. Measurement Level = Reading Level + Correct Factor.
3. Correct Factor = Antenna factor + Cable loss – Amplifier gain.
4. The average measurement was not performed when the peak measured data under the limit of average detection.
5. The emission levels of other frequencies are very lower than the limit and not show in test report.

Product : Intel® Wireless-AC 9560  
 Test Item : Harmonic Radiated Emission Data  
 Test Mode : Mode 2: Transmit (802.11n-20BW\_14.4Mbps) (5720MHz)  
 Test Date : 2019/10/22

**Horizontal**



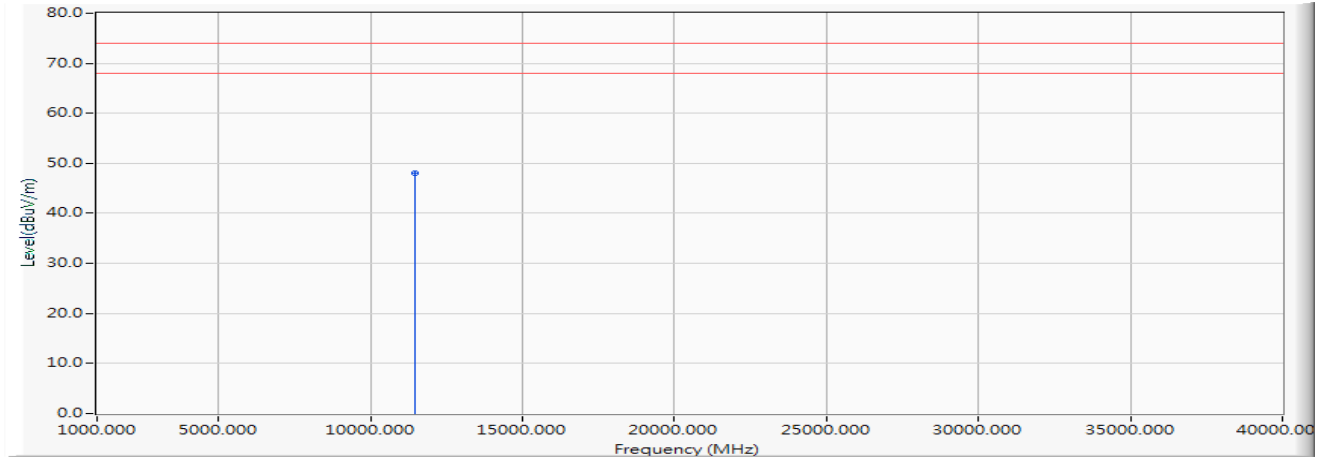
		Frequency (MHz)	Correct Factor (dB)	Reading Level (dBµV)	Measure Level (dBµV/m)	Margin (dB)	Limit (dBµV/m)	Detector Type
1	*	11440.000	1.767	45.120	46.887	-27.113	74.000	PEAK

Note:

1. All Readings below 1GHz are Quasi-Peak, above 1GHz are performed with peak and/or average measurements as necessary.
2. Measurement Level = Reading Level + Correct Factor.
3. Correct Factor = Antenna factor + Cable loss – Amplifier gain.
4. The average measurement was not performed when the peak measured data under the limit of average detection.
5. The emission levels of other frequencies are very lower than the limit and not show in test report.

Product : Intel® Wireless-AC 9560  
 Test Item : Harmonic Radiated Emission Data  
 Test Mode : Mode 2: Transmit (802.11n-20BW\_14.4Mbps) (5720MHz)  
 Test Date : 2019/10/22

**Vertical**



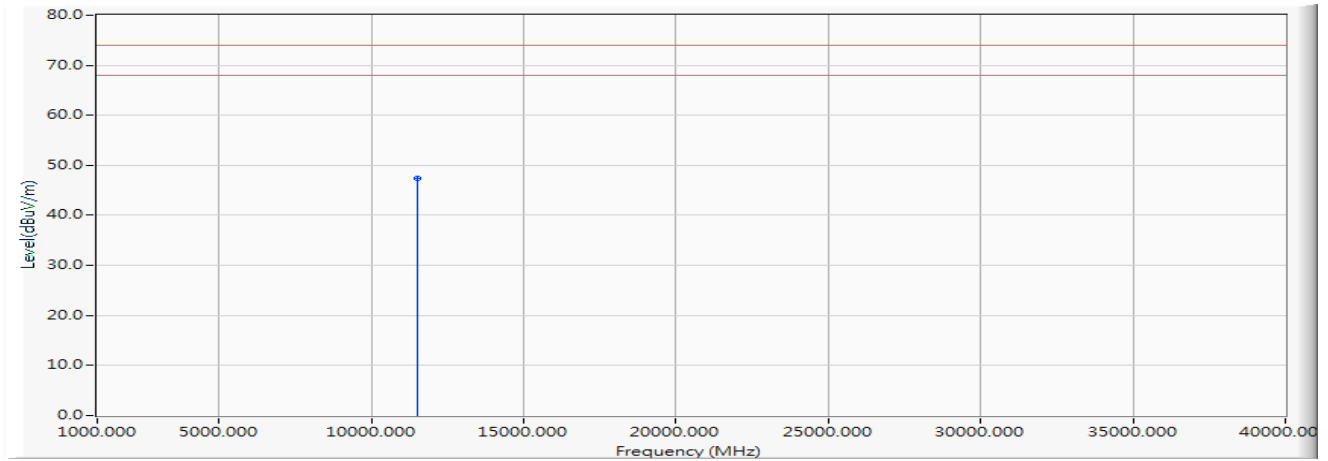
		Frequency (MHz)	Correct Factor (dB)	Reading Level (dBµV)	Measure Level (dBµV/m)	Margin (dB)	Limit (dBµV/m)	Detector Type
1	*	11440.000	1.767	46.370	48.137	-25.863	74.000	PEAK

Note:

1. All Readings below 1GHz are Quasi-Peak, above 1GHz are performed with peak and/or average measurements as necessary.
2. Measurement Level = Reading Level + Correct Factor.
3. Correct Factor = Antenna factor + Cable loss – Amplifier gain.
4. The average measurement was not performed when the peak measured data under the limit of average detection.
5. The emission levels of other frequencies are very lower than the limit and not show in test report.

Product : Intel® Wireless-AC 9560  
 Test Item : Harmonic Radiated Emission Data  
 Test Mode : Mode 2: Transmit (802.11n-20BW\_14.4Mbps) (5745MHz)  
 Test Date : 2019/10/22

**Horizontal**



		Frequency (MHz)	Correct Factor (dB)	Reading Level (dBµV)	Measure Level (dBµV/m)	Margin (dB)	Limit (dBµV/m)	Detector Type
1	*	11490.000	1.894	45.460	47.354	-26.646	74.000	PEAK

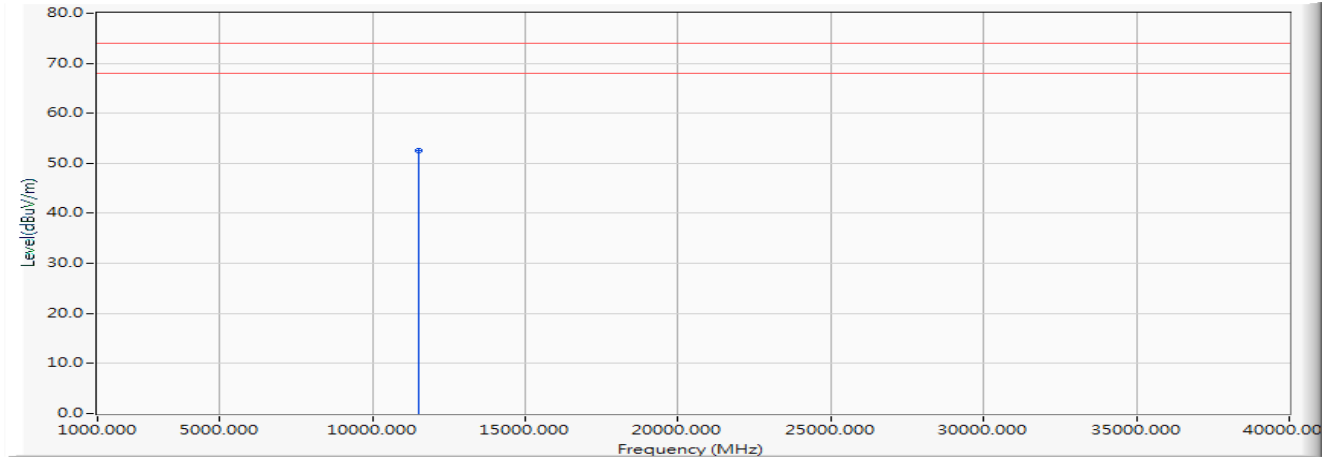
Note:

1. All Readings below 1GHz are Quasi-Peak, above 1GHz are performed with peak and/or average measurements as necessary.
2. Measurement Level = Reading Level + Correct Factor.
3. Correct Factor = Antenna factor + Cable loss – Amplifier gain.
4. The average measurement was not performed when the peak measured data under the limit of average detection.
5. The emission levels of other frequencies are very lower than the limit and not show in test report.



Product : Intel® Wireless-AC 9560  
 Test Item : Harmonic Radiated Emission Data  
 Test Mode : Mode 2: Transmit (802.11n-20BW\_14.4Mbps) (5745MHz)  
 Test Date : 2019/10/22

**Vertical**



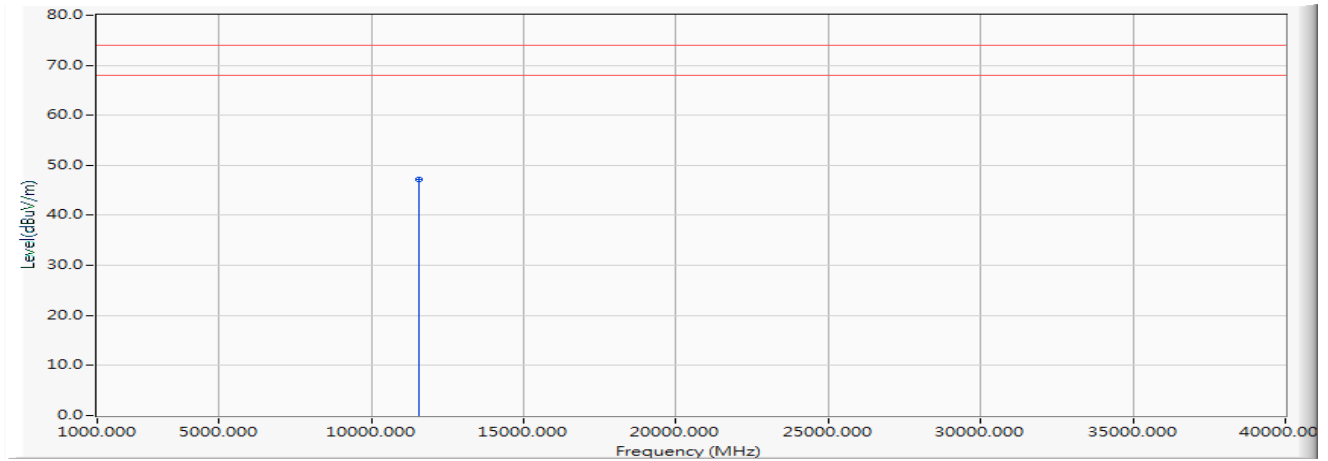
		Frequency (MHz)	Correct Factor (dB)	Reading Level (dBµV)	Measure Level (dBµV/m)	Margin (dB)	Limit (dBµV/m)	Detector Type
1	*	11490.000	1.894	50.750	52.644	-21.356	74.000	PEAK

Note:

1. All Readings below 1GHz are Quasi-Peak, above 1GHz are performed with peak and/or average measurements as necessary.
2. Measurement Level = Reading Level + Correct Factor.
3. Correct Factor = Antenna factor + Cable loss – Amplifier gain.
4. The average measurement was not performed when the peak measured data under the limit of average detection.
5. The emission levels of other frequencies are very lower than the limit and not show in test report.

Product : Intel® Wireless-AC 9560  
 Test Item : Harmonic Radiated Emission Data  
 Test Mode : Mode 2: Transmit (802.11n-20BW\_14.4Mbps) (5785MHz)  
 Test Date : 2019/10/22

**Horizontal**



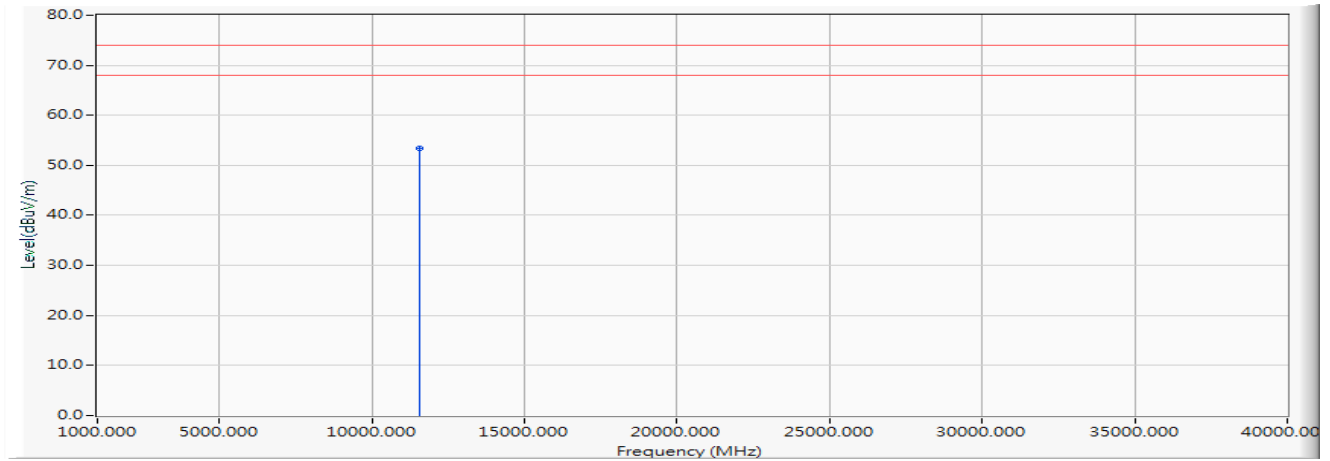
		Frequency (MHz)	Correct Factor (dB)	Reading Level (dBμV)	Measure Level (dBμV/m)	Margin (dB)	Limit (dBμV/m)	Detector Type
1	*	11570.000	1.993	45.240	47.233	-26.767	74.000	PEAK

Note:

1. All Readings below 1GHz are Quasi-Peak, above 1GHz are performed with peak and/or average measurements as necessary.
2. Measurement Level = Reading Level + Correct Factor.
3. Correct Factor = Antenna factor + Cable loss – Amplifier gain.
4. The average measurement was not performed when the peak measured data under the limit of average detection.
5. The emission levels of other frequencies are very lower than the limit and not show in test report.

Product : Intel® Wireless-AC 9560  
 Test Item : Harmonic Radiated Emission Data  
 Test Mode : Mode 2: Transmit (802.11n-20BW\_14.4Mbps) (5785MHz)  
 Test Date : 2019/10/22

**Vertical**



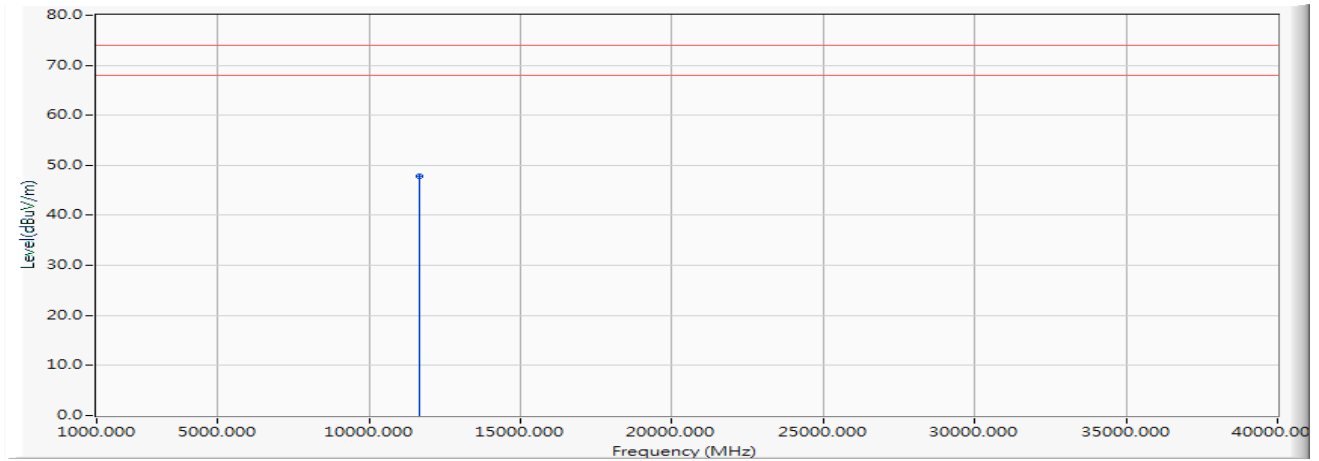
		Frequency (MHz)	Correct Factor (dB)	Reading Level (dBµV)	Measure Level (dBµV/m)	Margin (dB)	Limit (dBµV/m)	Detector Type
1	*	11570.000	1.993	51.420	53.413	-20.587	74.000	PEAK

Note:

1. All Readings below 1GHz are Quasi-Peak, above 1GHz are performed with peak and/or average measurements as necessary.
2. Measurement Level = Reading Level + Correct Factor.
3. Correct Factor = Antenna factor + Cable loss – Amplifier gain.
4. The average measurement was not performed when the peak measured data under the limit of average detection.
5. The emission levels of other frequencies are very lower than the limit and not show in test report.

Product : Intel® Wireless-AC 9560  
 Test Item : Harmonic Radiated Emission Data  
 Test Mode : Mode 2: Transmit (802.11n-20BW\_14.4Mbps) (5825MHz)  
 Test Date : 2019/10/22

**Horizontal**



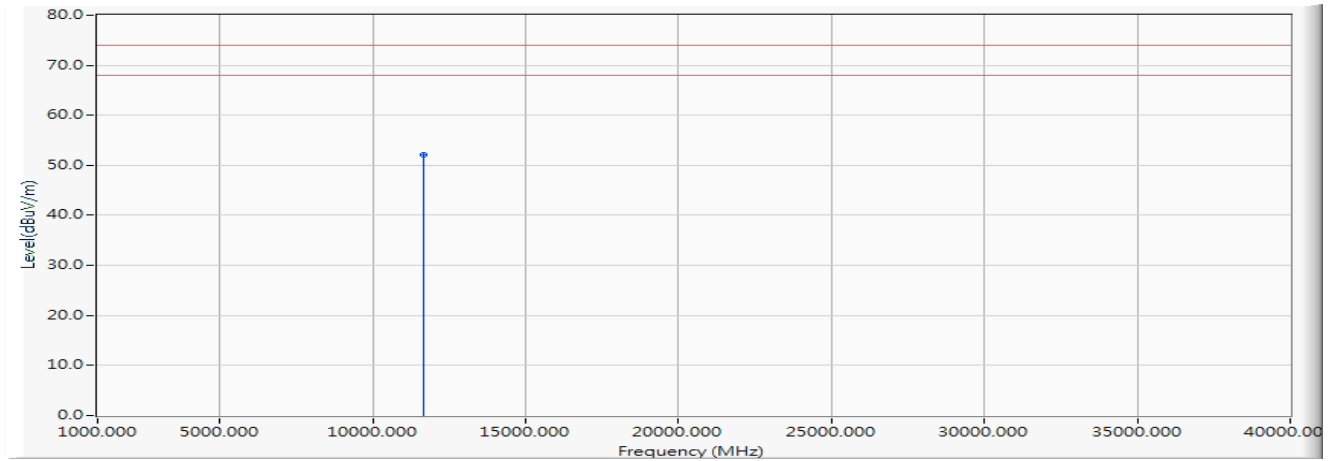
		Frequency (MHz)	Correct Factor (dB)	Reading Level (dBμV)	Measure Level (dBμV/m)	Margin (dB)	Limit (dBμV/m)	Detector Type
1	*	11650.000	2.093	45.780	47.873	-26.127	74.000	PEAK

Note:

1. All Readings below 1GHz are Quasi-Peak, above 1GHz are performed with peak and/or average measurements as necessary.
2. Measurement Level = Reading Level + Correct Factor.
3. Correct Factor = Antenna factor + Cable loss – Amplifier gain.
4. The average measurement was not performed when the peak measured data under the limit of average detection.
5. The emission levels of other frequencies are very lower than the limit and not show in test report.

Product : Intel® Wireless-AC 9560  
 Test Item : Harmonic Radiated Emission Data  
 Test Mode : Mode 2: Transmit (802.11n-20BW\_14.4Mbps) (5825MHz)  
 Test Date : 2019/10/22

**Vertical**



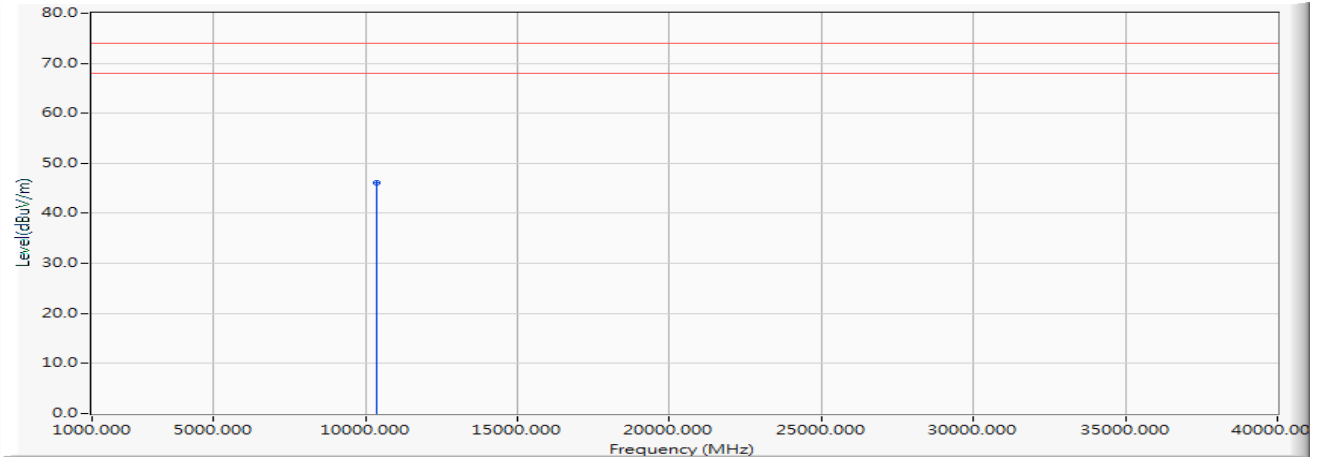
		Frequency (MHz)	Correct Factor (dB)	Reading Level (dBµV)	Measure Level (dBµV/m)	Margin (dB)	Limit (dBµV/m)	Detector Type
1	*	11650.000	2.093	50.130	52.223	-21.777	74.000	PEAK

Note:

1. All Readings below 1GHz are Quasi-Peak, above 1GHz are performed with peak and/or average measurements as necessary.
2. Measurement Level = Reading Level + Correct Factor.
3. Correct Factor = Antenna factor + Cable loss – Amplifier gain.
4. The average measurement was not performed when the peak measured data under the limit of average detection.
5. The emission levels of other frequencies are very lower than the limit and not show in test report.

Product : Intel® Wireless-AC 9560  
 Test Item : Harmonic Radiated Emission Data  
 Test Mode : Mode 3: Transmit (802.11n-40BW\_30Mbps) (5190MHz)  
 Test Date : 2019/10/22

**Horizontal**



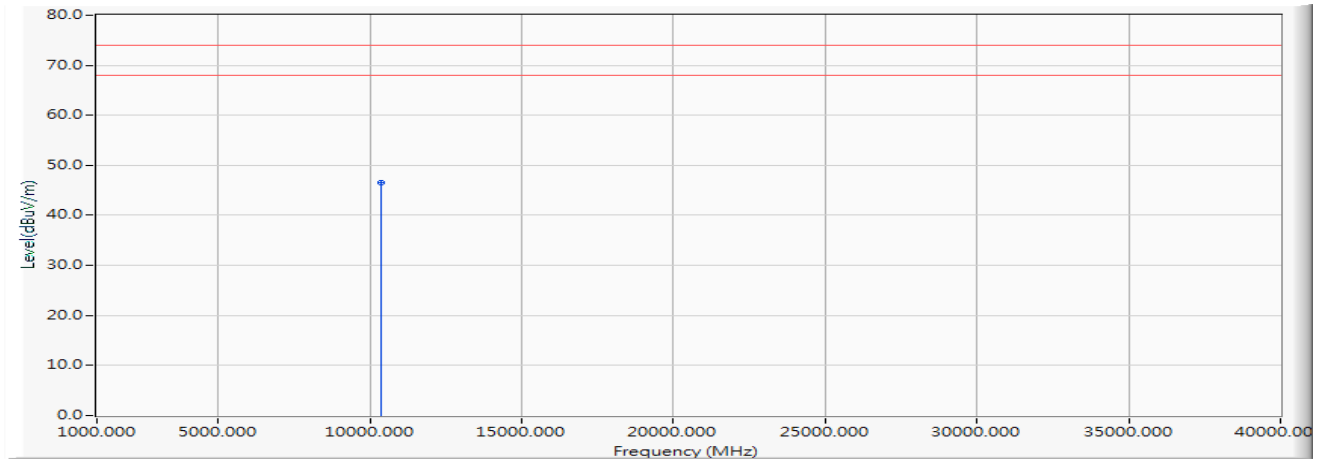
		Frequency (MHz)	Correct Factor (dB)	Reading Level (dBµV)	Measure Level (dBµV/m)	Margin (dB)	Limit (dBµV/m)	Detector Type
1	*	10380.000	0.211	45.910	46.121	-27.879	74.000	PEAK

Note:

1. All Readings below 1GHz are Quasi-Peak, above 1GHz are performed with peak and/or average measurements as necessary.
2. Measurement Level = Reading Level + Correct Factor.
3. Correct Factor = Antenna factor + Cable loss – Amplifier gain.
4. The average measurement was not performed when the peak measured data under the limit of average detection.
5. The emission levels of other frequencies are very lower than the limit and not show in test report.

Product : Intel® Wireless-AC 9560  
 Test Item : Harmonic Radiated Emission Data  
 Test Mode : Mode 3: Transmit (802.11n-40BW\_30Mbps) (5190MHz)  
 Test Date : 2019/10/22

**Vertical**



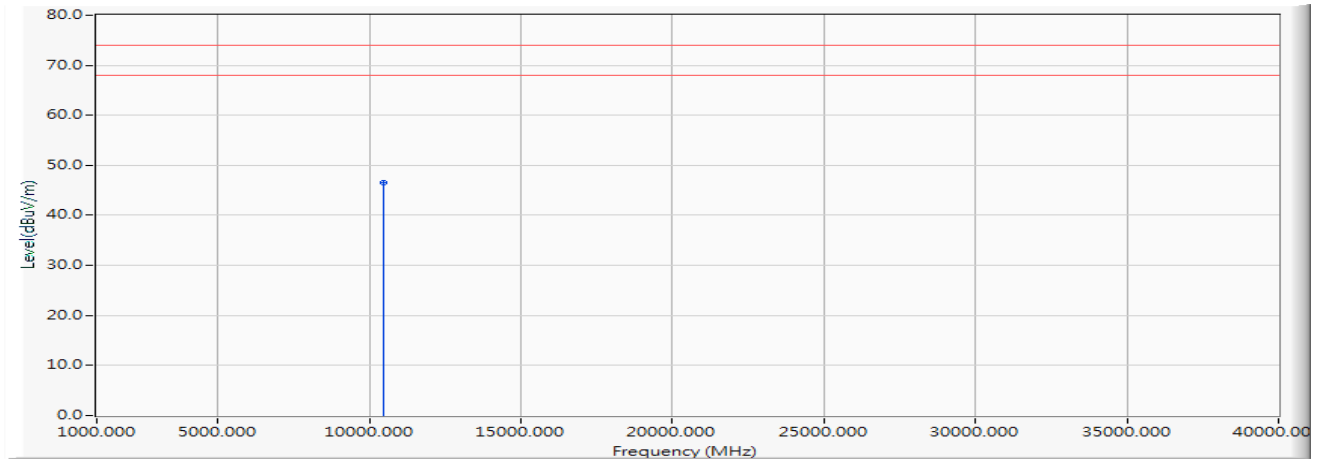
		Frequency (MHz)	Correct Factor (dB)	Reading Level (dBμV)	Measure Level (dBμV/m)	Margin (dB)	Limit (dBμV/m)	Detector Type
1	*	10380.000	0.211	46.290	46.501	-27.499	74.000	PEAK

Note:

1. All Readings below 1GHz are Quasi-Peak, above 1GHz are performed with peak and/or average measurements as necessary.
2. Measurement Level = Reading Level + Correct Factor.
3. Correct Factor = Antenna factor + Cable loss – Amplifier gain.
4. The average measurement was not performed when the peak measured data under the limit of average detection.
5. The emission levels of other frequencies are very lower than the limit and not show in test report.

Product : Intel® Wireless-AC 9560  
 Test Item : Harmonic Radiated Emission Data  
 Test Mode : Mode 3: Transmit (802.11n-40BW\_30Mbps) (5230MHz)  
 Test Date : 2019/10/22

**Horizontal**



		Frequency (MHz)	Correct Factor (dB)	Reading Level (dBµV)	Measure Level (dBµV/m)	Margin (dB)	Limit (dBµV/m)	Detector Type
1	*	10460.000	0.236	46.390	46.626	-27.374	74.000	PEAK

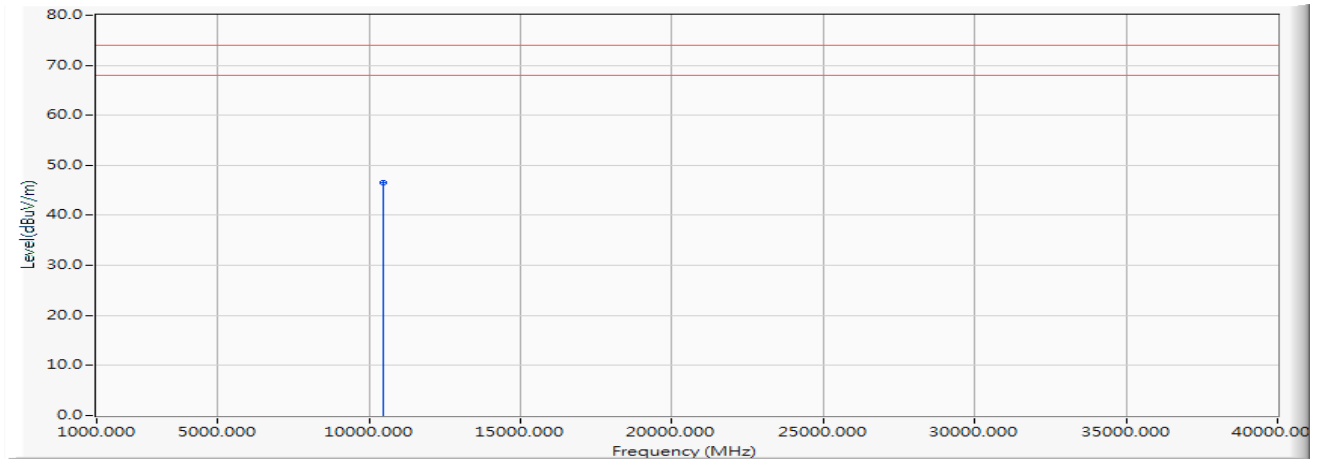
Note:

1. All Readings below 1GHz are Quasi-Peak, above 1GHz are performed with peak and/or average measurements as necessary.
2. Measurement Level = Reading Level + Correct Factor.
3. Correct Factor = Antenna factor + Cable loss – Amplifier gain.
4. The average measurement was not performed when the peak measured data under the limit of average detection.
5. The emission levels of other frequencies are very lower than the limit and not show in test report.



Product : Intel® Wireless-AC 9560  
 Test Item : Harmonic Radiated Emission Data  
 Test Mode : Mode 3: Transmit (802.11n-40BW\_30Mbps) (5230MHz)  
 Test Date : 2019/10/22

**Vertical**



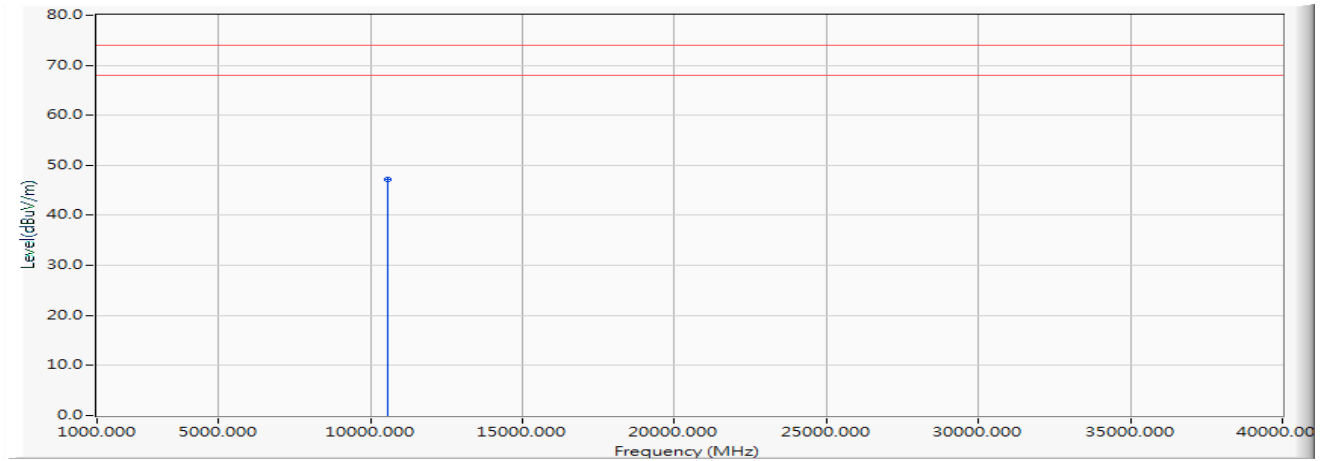
		Frequency (MHz)	Correct Factor (dB)	Reading Level (dBμV)	Measure Level (dBμV/m)	Margin (dB)	Limit (dBμV/m)	Detector Type
1	*	10460.000	0.236	46.210	46.446	-27.554	74.000	PEAK

Note:

1. All Readings below 1GHz are Quasi-Peak, above 1GHz are performed with peak and/or average measurements as necessary.
2. Measurement Level = Reading Level + Correct Factor.
3. Correct Factor = Antenna factor + Cable loss – Amplifier gain.
4. The average measurement was not performed when the peak measured data under the limit of average detection.
5. The emission levels of other frequencies are very lower than the limit and not show in test report.

Product : Intel® Wireless-AC 9560  
 Test Item : Harmonic Radiated Emission Data  
 Test Mode : Mode 3: Transmit (802.11n-40BW\_30Mbps) (5270MHz)  
 Test Date : 2019/10/22

**Horizontal**



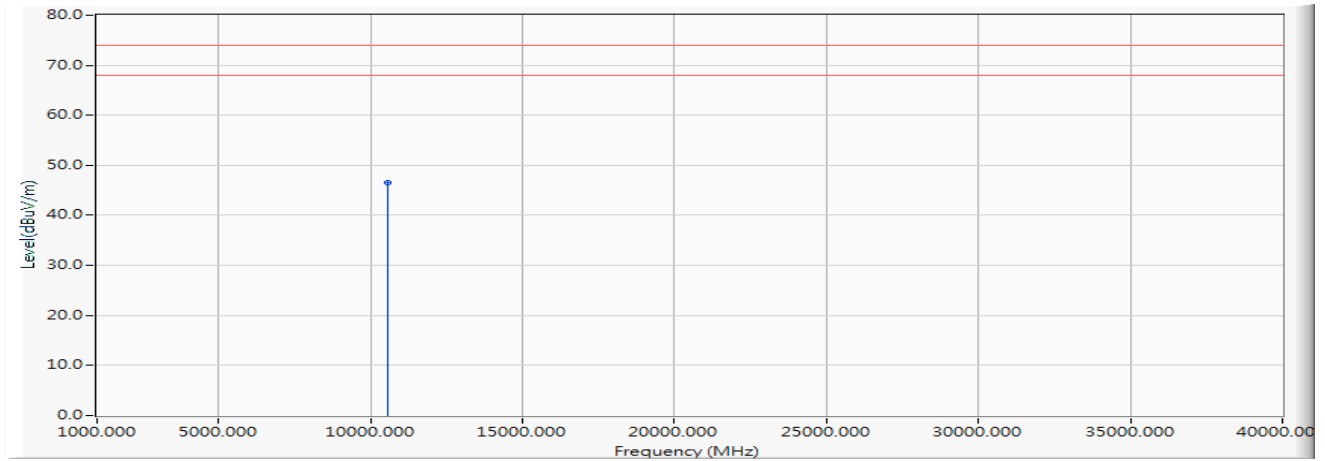
		Frequency (MHz)	Correct Factor (dB)	Reading Level (dBµV)	Measure Level (dBµV/m)	Margin (dB)	Limit (dBµV/m)	Detector Type
1	*	10540.000	0.382	46.810	47.192	-26.808	74.000	PEAK

Note:

1. All Readings below 1GHz are Quasi-Peak, above 1GHz are performed with peak and/or average measurements as necessary.
2. Measurement Level = Reading Level + Correct Factor.
3. Correct Factor = Antenna factor + Cable loss – Amplifier gain.
4. The average measurement was not performed when the peak measured data under the limit of average detection.
5. The emission levels of other frequencies are very lower than the limit and not show in test report.

Product : Intel® Wireless-AC 9560  
 Test Item : Harmonic Radiated Emission Data  
 Test Mode : Mode 3: Transmit (802.11n-40BW\_30Mbps) (5270MHz)  
 Test Date : 2019/10/22

**Vertical**



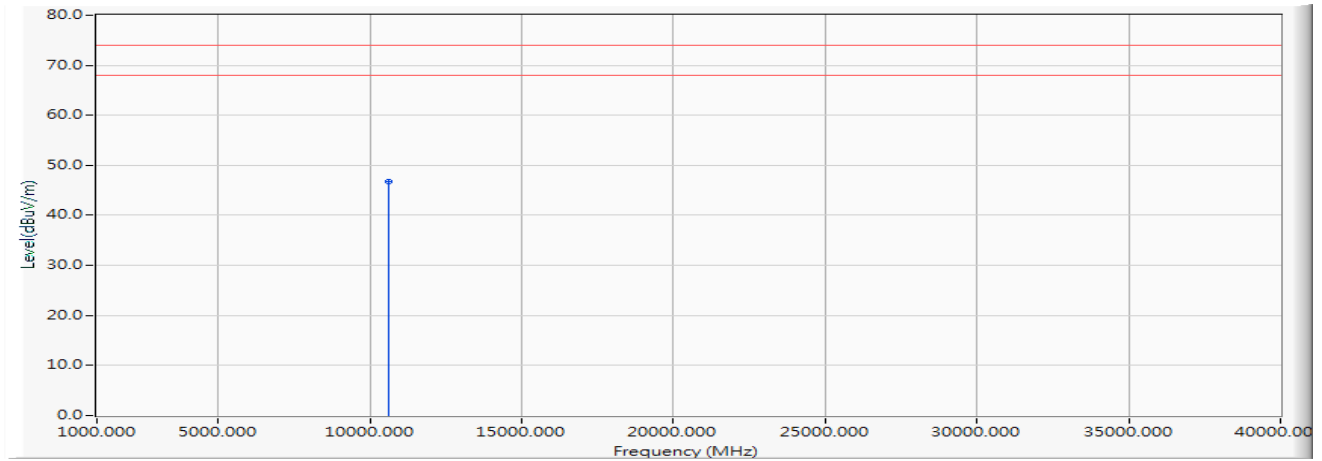
		Frequency (MHz)	Correct Factor (dB)	Reading Level (dBµV)	Measure Level (dBµV/m)	Margin (dB)	Limit (dBµV/m)	Detector Type
1	*	10540.000	0.382	46.190	46.572	-27.428	74.000	PEAK

Note:

1. All Readings below 1GHz are Quasi-Peak, above 1GHz are performed with peak and/or average measurements as necessary.
2. Measurement Level = Reading Level + Correct Factor.
3. Correct Factor = Antenna factor + Cable loss – Amplifier gain.
4. The average measurement was not performed when the peak measured data under the limit of average detection.
5. The emission levels of other frequencies are very lower than the limit and not show in test report.

Product : Intel® Wireless-AC 9560  
 Test Item : Harmonic Radiated Emission Data  
 Test Mode : Mode 3: Transmit (802.11n-40BW\_30Mbps) (5310MHz)  
 Test Date : 2019/10/22

**Horizontal**



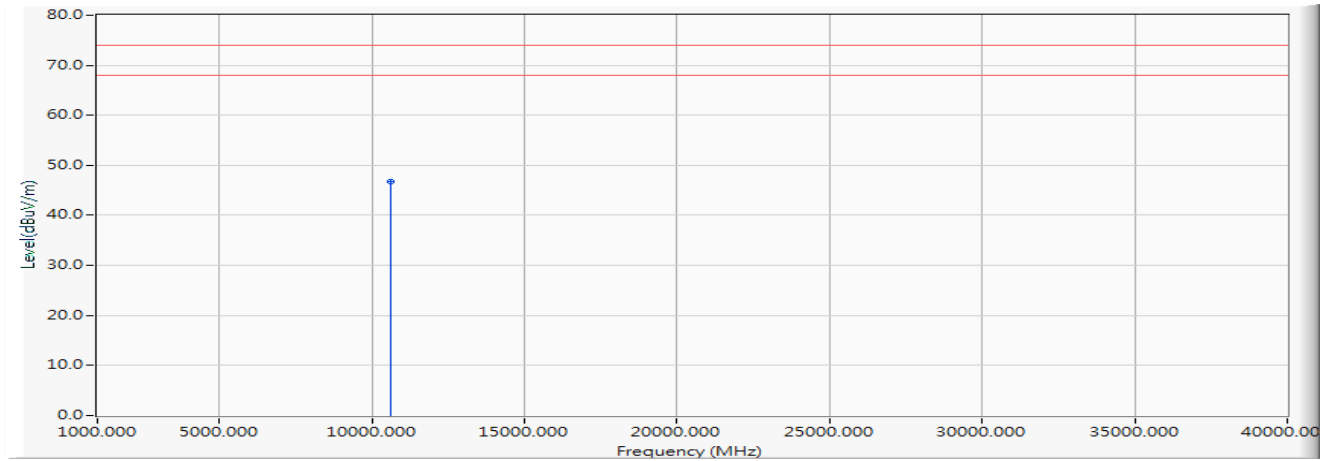
		Frequency (MHz)	Correct Factor (dB)	Reading Level (dBµV)	Measure Level (dBµV/m)	Margin (dB)	Limit (dBµV/m)	Detector Type
1	*	10620.000	0.527	46.140	46.667	-27.333	74.000	PEAK

Note:

1. All Readings below 1GHz are Quasi-Peak, above 1GHz are performed with peak and/or average measurements as necessary.
2. Measurement Level = Reading Level + Correct Factor.
3. Correct Factor = Antenna factor + Cable loss – Amplifier gain.
4. The average measurement was not performed when the peak measured data under the limit of average detection.
5. The emission levels of other frequencies are very lower than the limit and not show in test report.

Product : Intel® Wireless-AC 9560  
 Test Item : Harmonic Radiated Emission Data  
 Test Mode : Mode 3: Transmit (802.11n-40BW\_30Mbps) (5310MHz)  
 Test Date : 2019/10/22

**Vertical**



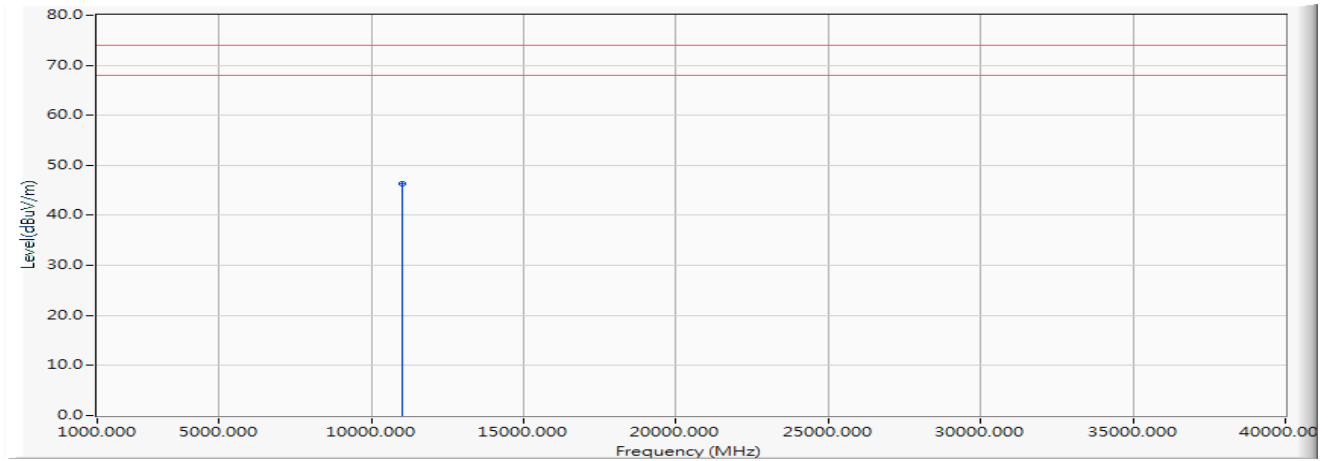
		Frequency (MHz)	Correct Factor (dB)	Reading Level (dBμV)	Measure Level (dBμV/m)	Margin (dB)	Limit (dBμV/m)	Detector Type
1	*	10620.000	0.527	46.170	46.697	-27.303	74.000	PEAK

Note:

1. All Readings below 1GHz are Quasi-Peak, above 1GHz are performed with peak and/or average measurements as necessary.
2. Measurement Level = Reading Level + Correct Factor.
3. Correct Factor = Antenna factor + Cable loss – Amplifier gain.
4. The average measurement was not performed when the peak measured data under the limit of average detection.
5. The emission levels of other frequencies are very lower than the limit and not show in test report.

Product : Intel® Wireless-AC 9560  
 Test Item : Harmonic Radiated Emission Data  
 Test Mode : Mode 3: Transmit (802.11n-40BW\_30Mbps) (5510MHz)  
 Test Date : 2019/10/22

**Horizontal**



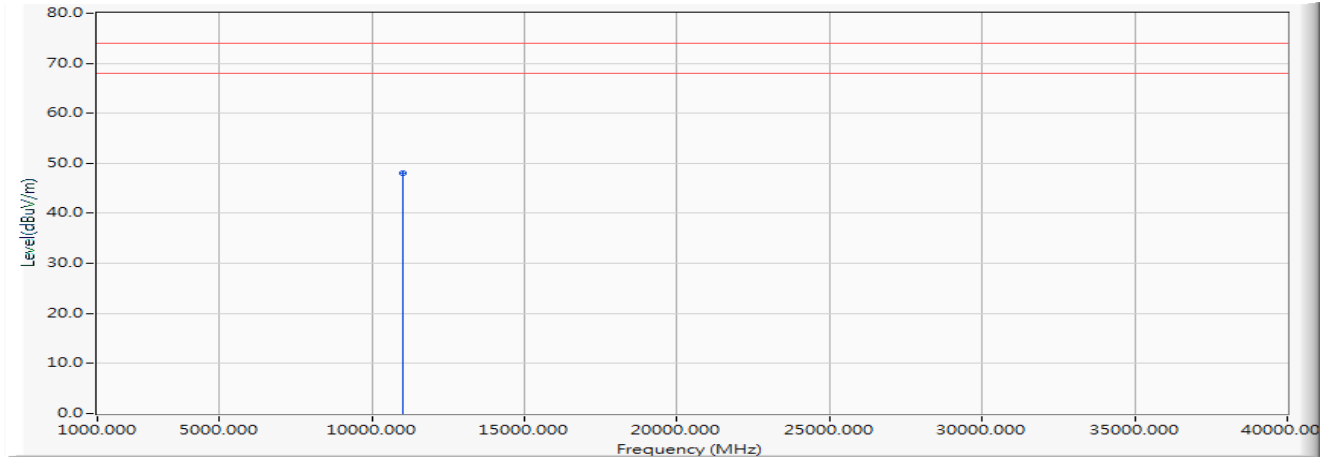
		Frequency (MHz)	Correct Factor (dB)	Reading Level (dBµV)	Measure Level (dBµV/m)	Margin (dB)	Limit (dBµV/m)	Detector Type
1	*	11020.000	1.170	45.230	46.400	-27.600	74.000	PEAK

Note:

1. All Readings below 1GHz are Quasi-Peak, above 1GHz are performed with peak and/or average measurements as necessary.
2. Measurement Level = Reading Level + Correct Factor.
3. Correct Factor = Antenna factor + Cable loss – Amplifier gain.
4. The average measurement was not performed when the peak measured data under the limit of average detection.
5. The emission levels of other frequencies are very lower than the limit and not show in test report.

Product : Intel® Wireless-AC 9560  
 Test Item : Harmonic Radiated Emission Data  
 Test Mode : Mode 3: Transmit (802.11n-40BW\_30Mbps) (5510MHz)  
 Test Date : 2019/10/22

**Vertical**



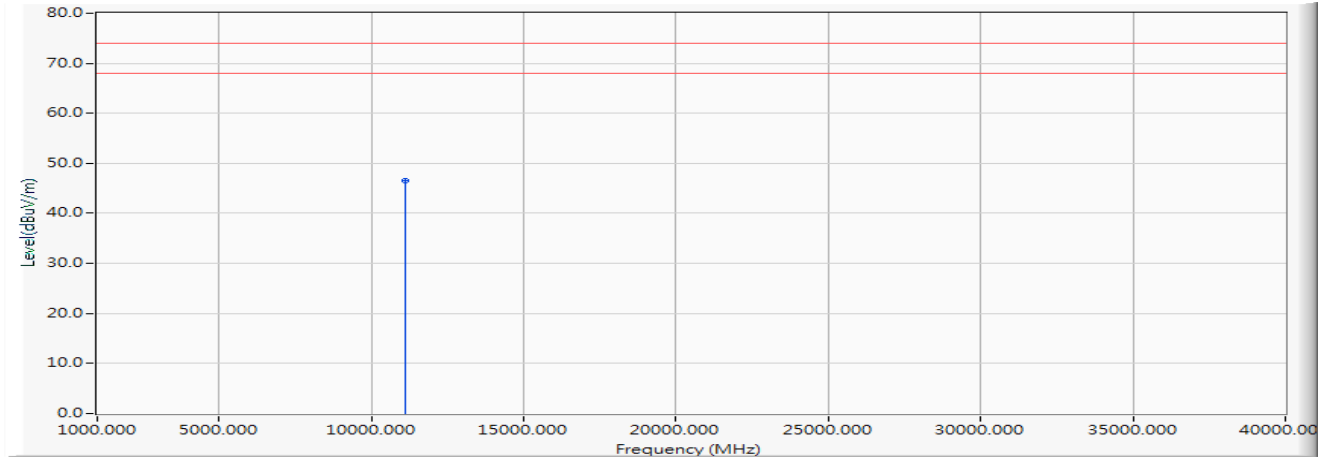
		Frequency (MHz)	Correct Factor (dB)	Reading Level (dBµV)	Measure Level (dBµV/m)	Margin (dB)	Limit (dBµV/m)	Detector Type
1	*	11020.000	1.170	46.830	48.000	-26.000	74.000	PEAK

Note:

1. All Readings below 1GHz are Quasi-Peak, above 1GHz are performed with peak and/or average measurements as necessary.
2. Measurement Level = Reading Level + Correct Factor.
3. Correct Factor = Antenna factor + Cable loss – Amplifier gain.
4. The average measurement was not performed when the peak measured data under the limit of average detection.
5. The emission levels of other frequencies are very lower than the limit and not show in test report.

Product : Intel® Wireless-AC 9560  
 Test Item : Harmonic Radiated Emission Data  
 Test Mode : Mode 3: Transmit (802.11n-40BW\_30Mbps) (5550MHz)  
 Test Date : 2019/10/22

**Horizontal**



		Frequency (MHz)	Correct Factor (dB)	Reading Level (dBµV)	Measure Level (dBµV/m)	Margin (dB)	Limit (dBµV/m)	Detector Type
1	*	11100.000	1.190	45.290	46.480	-27.520	74.000	PEAK

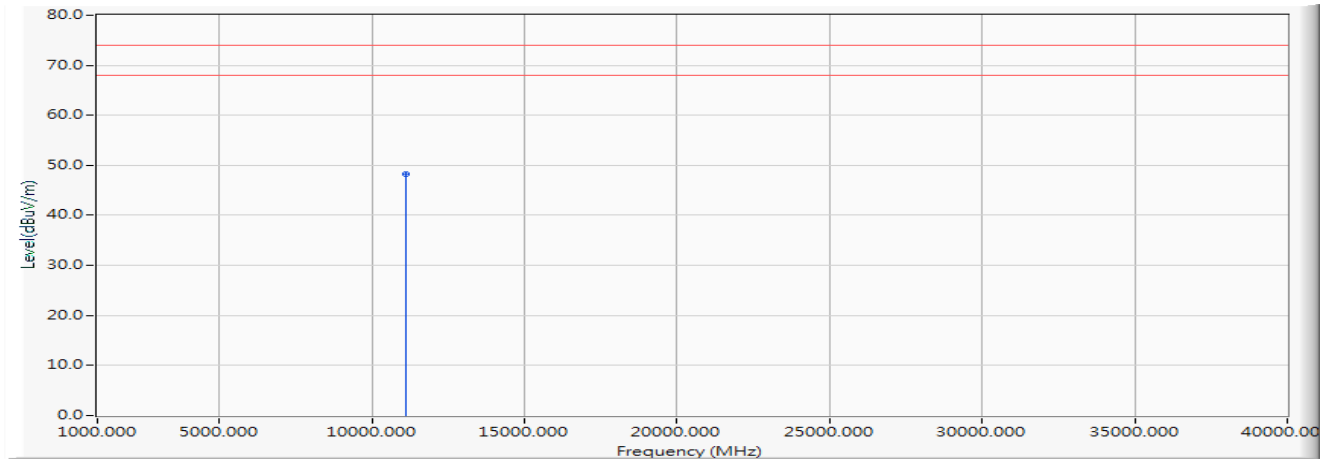
Note:

1. All Readings below 1GHz are Quasi-Peak, above 1GHz are performed with peak and/or average measurements as necessary.
2. Measurement Level = Reading Level + Correct Factor.
3. Correct Factor = Antenna factor + Cable loss – Amplifier gain.
4. The average measurement was not performed when the peak measured data under the limit of average detection.
5. The emission levels of other frequencies are very lower than the limit and not show in test report.



Product : Intel® Wireless-AC 9560  
 Test Item : Harmonic Radiated Emission Data  
 Test Mode : Mode 3: Transmit (802.11n-40BW\_30Mbps) (5550MHz)  
 Test Date : 2019/10/22

**Vertical**



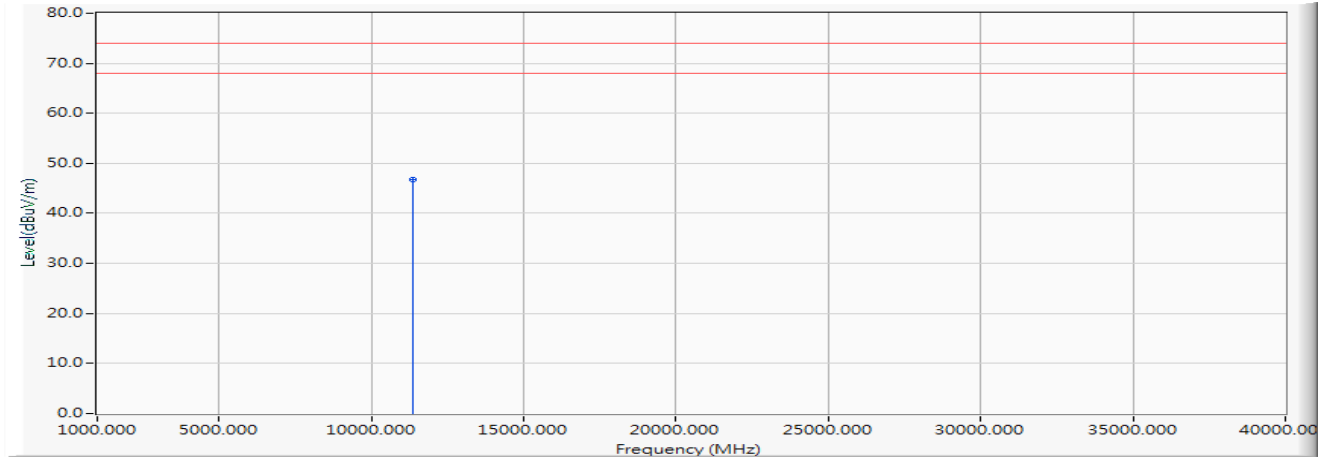
		Frequency (MHz)	Correct Factor (dB)	Reading Level (dBμV)	Measure Level (dBμV/m)	Margin (dB)	Limit (dBμV/m)	Detector Type
1	*	11100.000	1.190	47.000	48.190	-25.810	74.000	PEAK

Note:

1. All Readings below 1GHz are Quasi-Peak, above 1GHz are performed with peak and/or average measurements as necessary.
2. Measurement Level = Reading Level + Correct Factor.
3. Correct Factor = Antenna factor + Cable loss – Amplifier gain.
4. The average measurement was not performed when the peak measured data under the limit of average detection.
5. The emission levels of other frequencies are very lower than the limit and not show in test report.

Product : Intel® Wireless-AC 9560  
 Test Item : Harmonic Radiated Emission Data  
 Test Mode : Mode 3: Transmit (802.11n-40BW\_30Mbps) (5670MHz)  
 Test Date : 2019/10/22

**Horizontal**



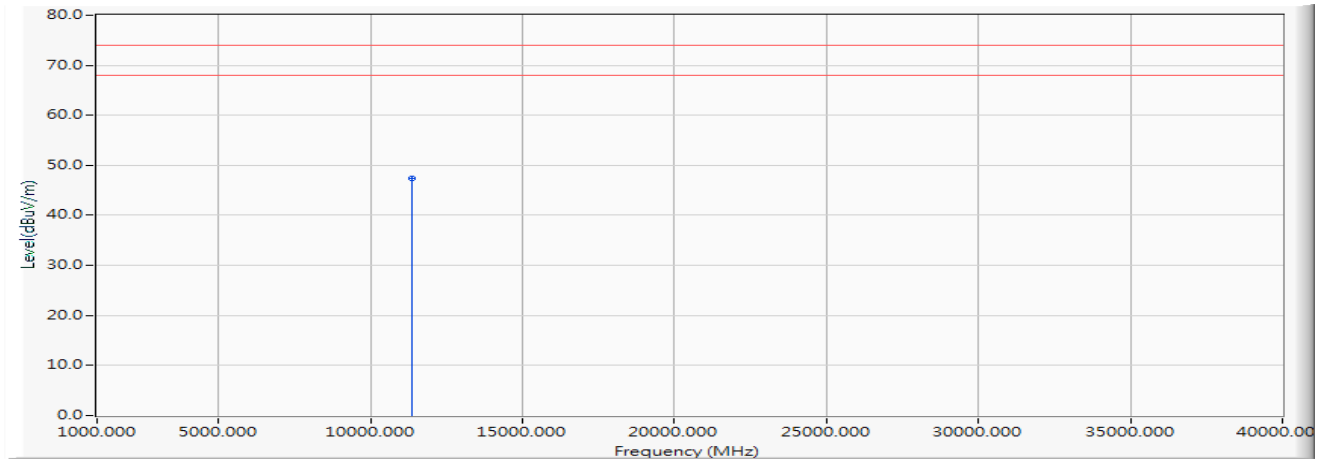
		Frequency (MHz)	Correct Factor (dB)	Reading Level (dBµV)	Measure Level (dBµV/m)	Margin (dB)	Limit (dBµV/m)	Detector Type
1	*	11340.000	1.482	45.260	46.741	-27.259	74.000	PEAK

Note:

1. All Readings below 1GHz are Quasi-Peak, above 1GHz are performed with peak and/or average measurements as necessary.
2. Measurement Level = Reading Level + Correct Factor.
3. Correct Factor = Antenna factor + Cable loss – Amplifier gain.
4. The average measurement was not performed when the peak measured data under the limit of average detection.
5. The emission levels of other frequencies are very lower than the limit and not show in test report.

Product : Intel® Wireless-AC 9560  
 Test Item : Harmonic Radiated Emission Data  
 Test Mode : Mode 3: Transmit (802.11n-40BW\_30Mbps) (5670MHz)  
 Test Date : 2019/10/22

**Vertical**



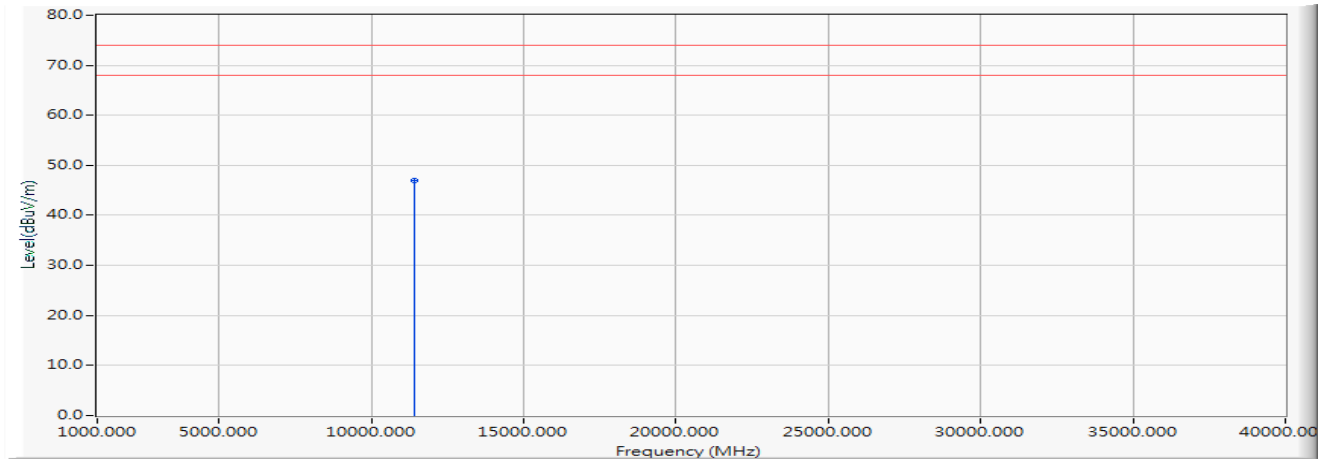
		Frequency (MHz)	Correct Factor (dB)	Reading Level (dBµV)	Measure Level (dBµV/m)	Margin (dB)	Limit (dBµV/m)	Detector Type
1	*	11340.000	1.482	45.900	47.381	-26.619	74.000	PEAK

Note:

1. All Readings below 1GHz are Quasi-Peak, above 1GHz are performed with peak and/or average measurements as necessary.
2. Measurement Level = Reading Level + Correct Factor.
3. Correct Factor = Antenna factor + Cable loss – Amplifier gain.
4. The average measurement was not performed when the peak measured data under the limit of average detection.
5. The emission levels of other frequencies are very lower than the limit and not show in test report.

Product : Intel® Wireless-AC 9560  
 Test Item : Harmonic Radiated Emission Data  
 Test Mode : Mode 3: Transmit (802.11n-40BW\_30Mbps) (5710MHz)  
 Test Date : 2019/10/22

**Horizontal**



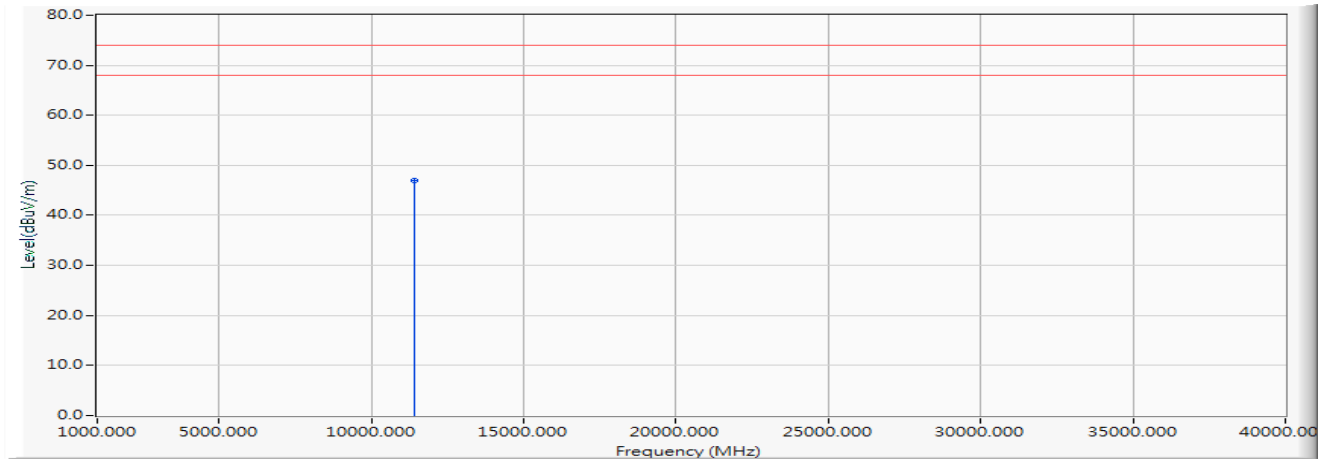
		Frequency (MHz)	Correct Factor (dB)	Reading Level (dBµV)	Measure Level (dBµV/m)	Margin (dB)	Limit (dBµV/m)	Detector Type
1	*	11420.000	1.708	45.370	47.078	-26.922	74.000	PEAK

Note:

1. All Readings below 1GHz are Quasi-Peak, above 1GHz are performed with peak and/or average measurements as necessary.
2. Measurement Level = Reading Level + Correct Factor.
3. Correct Factor = Antenna factor + Cable loss – Amplifier gain.
4. The average measurement was not performed when the peak measured data under the limit of average detection.
5. The emission levels of other frequencies are very lower than the limit and not show in test report.

Product : Intel® Wireless-AC 9560  
 Test Item : Harmonic Radiated Emission Data  
 Test Mode : Mode 3: Transmit (802.11n-40BW\_30Mbps) (5710MHz)  
 Test Date : 2019/10/22

**Vertical**



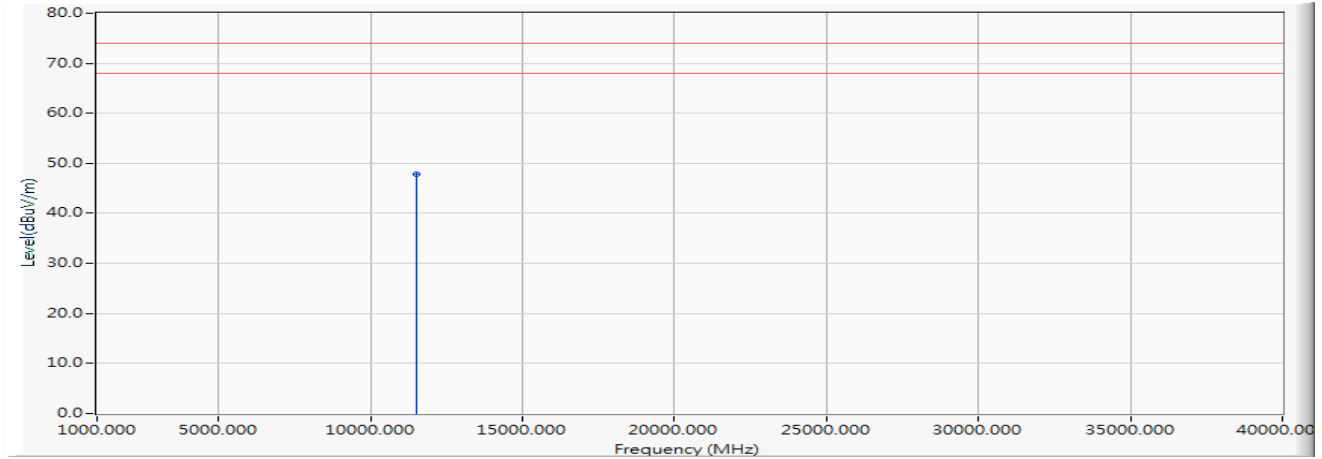
		Frequency (MHz)	Correct Factor (dB)	Reading Level (dBμV)	Measure Level (dBμV/m)	Margin (dB)	Limit (dBμV/m)	Detector Type
1	*	11420.000	1.708	45.190	46.898	-27.102	74.000	PEAK

Note:

1. All Readings below 1GHz are Quasi-Peak, above 1GHz are performed with peak and/or average measurements as necessary.
2. Measurement Level = Reading Level + Correct Factor.
3. Correct Factor = Antenna factor + Cable loss – Amplifier gain.
4. The average measurement was not performed when the peak measured data under the limit of average detection.
5. The emission levels of other frequencies are very lower than the limit and not show in test report.

Product : Intel® Wireless-AC 9560  
 Test Item : Harmonic Radiated Emission Data  
 Test Mode : Mode 3: Transmit (802.11n-40BW\_30Mbps) (5755MHz)  
 Test Date : 2019/10/22

**Horizontal**



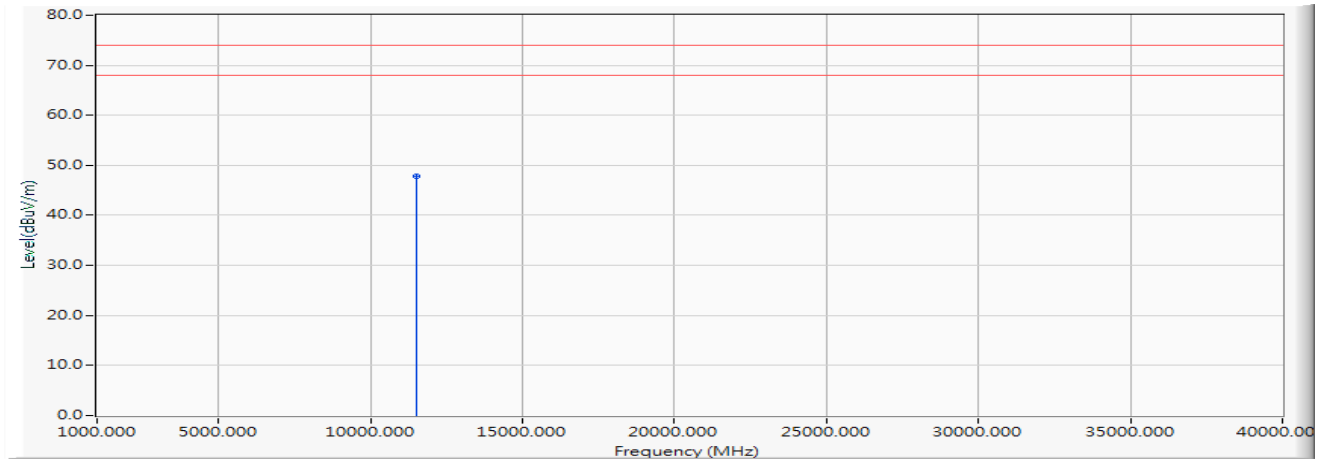
		Frequency (MHz)	Correct Factor (dB)	Reading Level (dBµV)	Measure Level (dBµV/m)	Margin (dB)	Limit (dBµV/m)	Detector Type
1	*	11510.000	1.898	45.900	47.799	-26.201	74.000	PEAK

Note:

1. All Readings below 1GHz are Quasi-Peak, above 1GHz are performed with peak and/or average measurements as necessary.
2. Measurement Level = Reading Level + Correct Factor.
3. Correct Factor = Antenna factor + Cable loss – Amplifier gain.
4. The average measurement was not performed when the peak measured data under the limit of average detection.
5. The emission levels of other frequencies are very lower than the limit and not show in test report.

Product : Intel® Wireless-AC 9560  
 Test Item : Harmonic Radiated Emission Data  
 Test Mode : Mode 3: Transmit (802.11n-40BW\_30Mbps) (5755MHz)  
 Test Date : 2019/10/22

**Vertical**



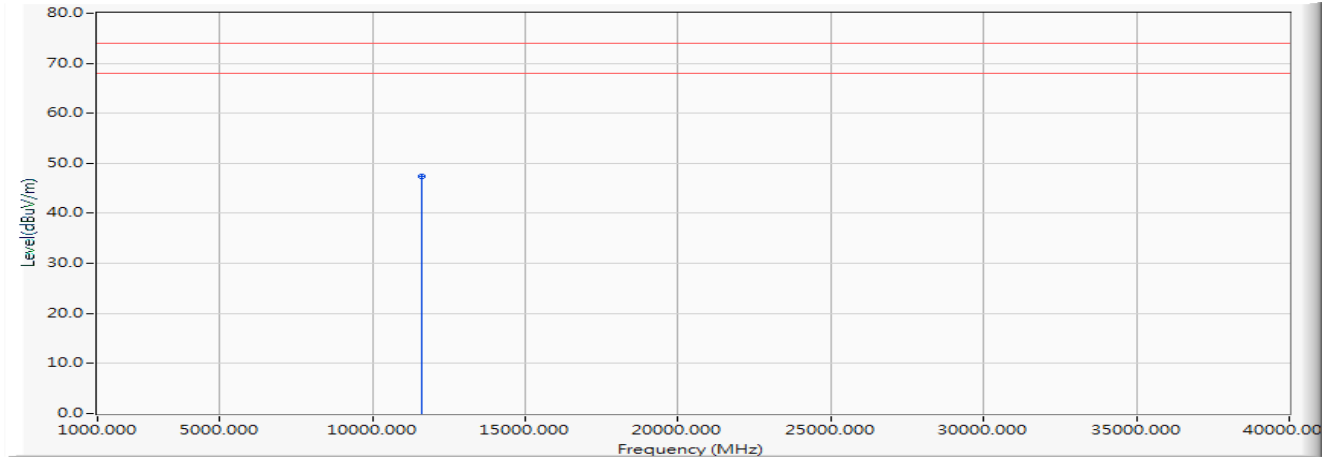
		Frequency (MHz)	Correct Factor (dB)	Reading Level (dBµV)	Measure Level (dBµV/m)	Margin (dB)	Limit (dBµV/m)	Detector Type
1	*	11510.000	1.898	46.020	47.919	-26.081	74.000	PEAK

Note:

1. All Readings below 1GHz are Quasi-Peak, above 1GHz are performed with peak and/or average measurements as necessary.
2. Measurement Level = Reading Level + Correct Factor.
3. Correct Factor = Antenna factor + Cable loss – Amplifier gain.
4. The average measurement was not performed when the peak measured data under the limit of average detection.
5. The emission levels of other frequencies are very lower than the limit and not show in test report.

Product : Intel® Wireless-AC 9560  
 Test Item : Harmonic Radiated Emission Data  
 Test Mode : Mode 3: Transmit (802.11n-40BW\_30Mbps) (5795MHz)  
 Test Date : 2019/10/22

**Horizontal**



		Frequency (MHz)	Correct Factor (dB)	Reading Level (dBμV)	Measure Level (dBμV/m)	Margin (dB)	Limit (dBμV/m)	Detector Type
1	*	11590.000	2.014	45.460	47.473	-26.527	74.000	PEAK

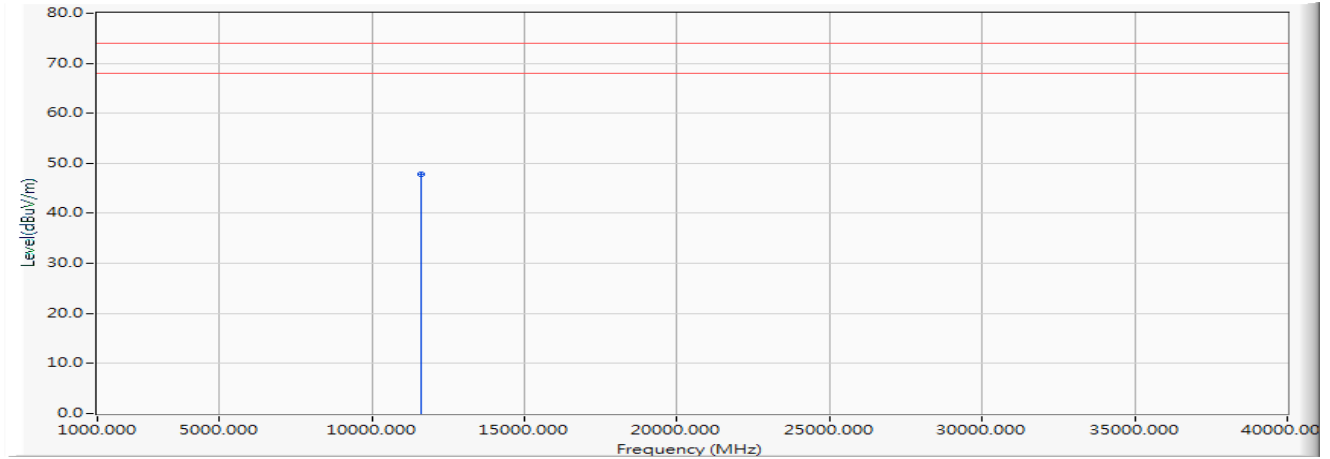
Note:

1. All Readings below 1GHz are Quasi-Peak, above 1GHz are performed with peak and/or average measurements as necessary.
2. Measurement Level = Reading Level + Correct Factor.
3. Correct Factor = Antenna factor + Cable loss – Amplifier gain.
4. The average measurement was not performed when the peak measured data under the limit of average detection.
5. The emission levels of other frequencies are very lower than the limit and not show in test report.



Product : Intel® Wireless-AC 9560  
 Test Item : Harmonic Radiated Emission Data  
 Test Mode : Mode 3: Transmit (802.11n-40BW\_30Mbps) (5795MHz)  
 Test Date : 2019/10/22

**Vertical**



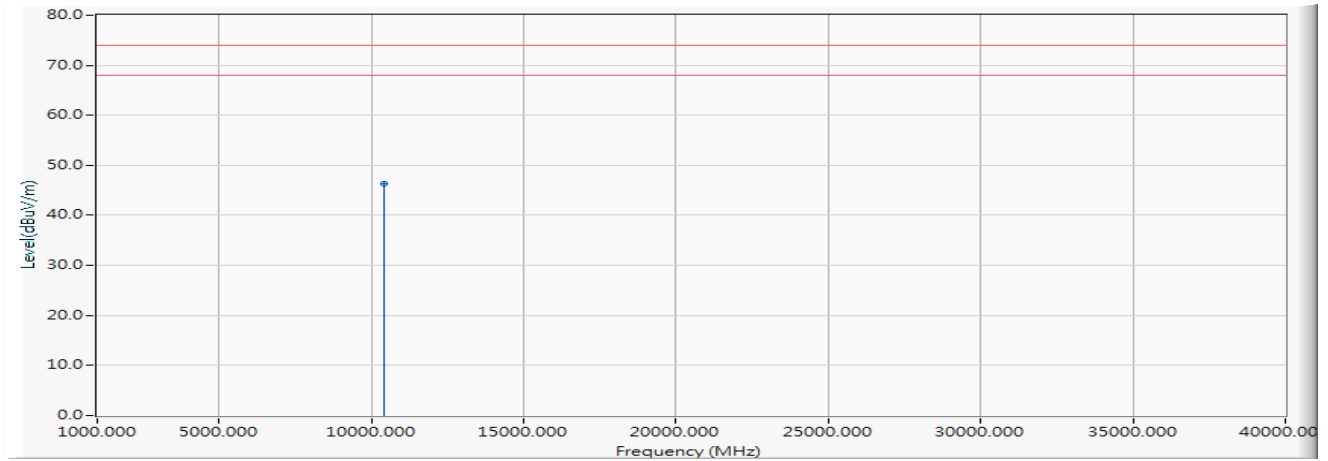
		Frequency (MHz)	Correct Factor (dB)	Reading Level (dBµV)	Measure Level (dBµV/m)	Margin (dB)	Limit (dBµV/m)	Detector Type
1	*	11590.000	2.014	45.750	47.763	-26.237	74.000	PEAK

Note:

1. All Readings below 1GHz are Quasi-Peak, above 1GHz are performed with peak and/or average measurements as necessary.
2. Measurement Level = Reading Level + Correct Factor.
3. Correct Factor = Antenna factor + Cable loss – Amplifier gain.
4. The average measurement was not performed when the peak measured data under the limit of average detection.
5. The emission levels of other frequencies are very lower than the limit and not show in test report.

Product : Intel® Wireless-AC 9560  
 Test Item : Harmonic Radiated Emission Data  
 Test Mode : Mode 4: Transmit (802.11ac-80BW\_65Mbps) (5210MHz)  
 Test Date : 2019/10/22

**Horizontal**



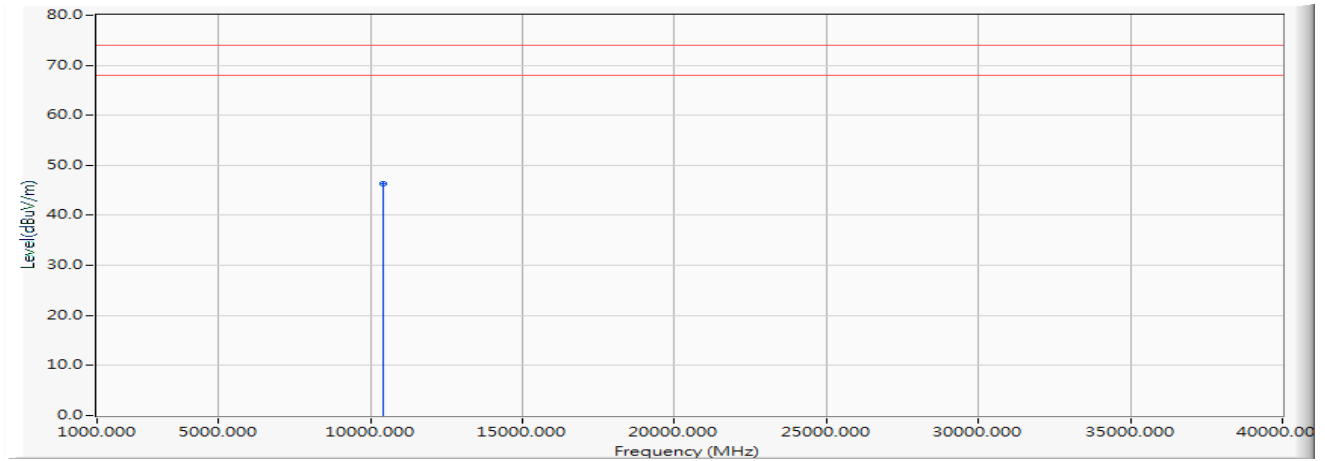
		Frequency (MHz)	Correct Factor (dB)	Reading Level (dBμV)	Measure Level (dBμV/m)	Margin (dB)	Limit (dBμV/m)	Detector Type
1	*	10420.000	0.191	46.130	46.321	-27.679	74.000	PEAK

Note:

1. All Readings below 1GHz are Quasi-Peak, above 1GHz are performed with peak and/or average measurements as necessary.
2. Measurement Level = Reading Level + Correct Factor.
3. Correct Factor = Antenna factor + Cable loss – Amplifier gain.
4. The average measurement was not performed when the peak measured data under the limit of average detection.
5. The emission levels of other frequencies are very lower than the limit and not show in test report.

Product : Intel® Wireless-AC 9560  
 Test Item : Harmonic Radiated Emission Data  
 Test Mode : Mode 4: Transmit (802.11ac-80BW\_65Mbps) (5210MHz)  
 Test Date : 2019/10/22

**Vertical**



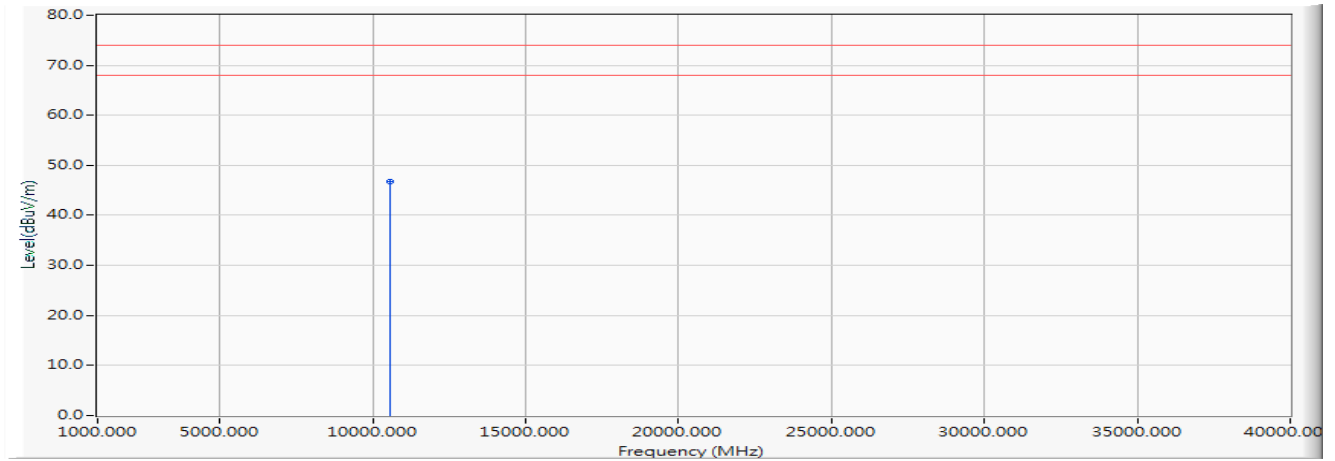
		Frequency (MHz)	Correct Factor (dB)	Reading Level (dBµV)	Measure Level (dBµV/m)	Margin (dB)	Limit (dBµV/m)	Detector Type
1	*	10420.000	0.191	46.170	46.361	-27.639	74.000	PEAK

Note:

1. All Readings below 1GHz are Quasi-Peak, above 1GHz are performed with peak and/or average measurements as necessary.
2. Measurement Level = Reading Level + Correct Factor.
3. Correct Factor = Antenna factor + Cable loss – Amplifier gain.
4. The average measurement was not performed when the peak measured data under the limit of average detection.
5. The emission levels of other frequencies are very lower than the limit and not show in test report.

Product : Intel® Wireless-AC 9560  
 Test Item : Harmonic Radiated Emission Data  
 Test Mode : Mode 4: Transmit (802.11ac-80BW\_65Mbps) (5290MHz)  
 Test Date : 2019/10/22

**Horizontal**



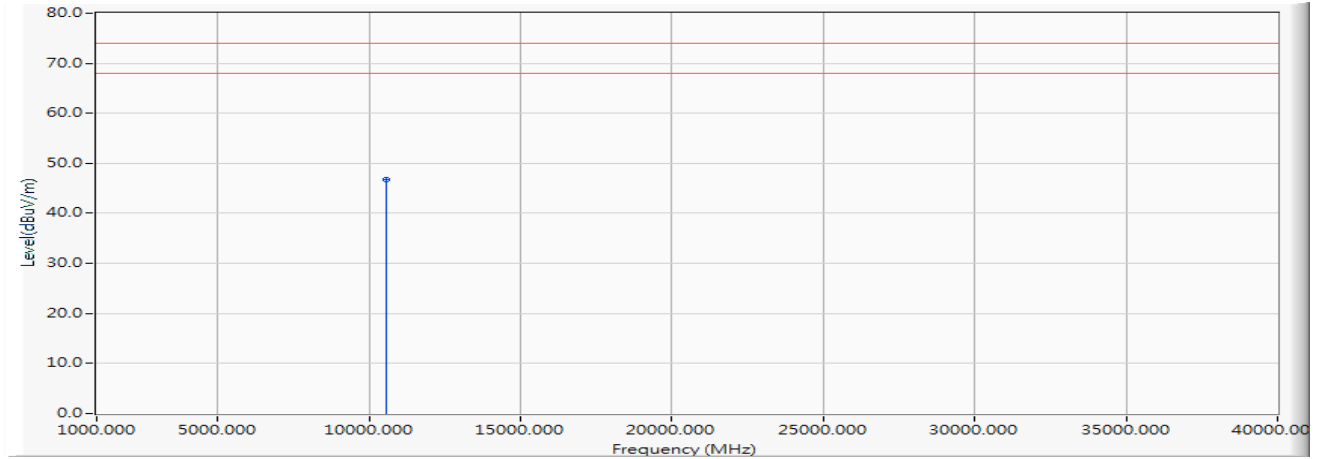
		Frequency (MHz)	Correct Factor (dB)	Reading Level (dBμV)	Measure Level (dBμV/m)	Margin (dB)	Limit (dBμV/m)	Detector Type
1	*	10580.000	0.463	46.280	46.743	-27.257	74.000	PEAK

Note:

1. All Readings below 1GHz are Quasi-Peak, above 1GHz are performed with peak and/or average measurements as necessary.
2. Measurement Level = Reading Level + Correct Factor.
3. Correct Factor = Antenna factor + Cable loss – Amplifier gain.
4. The average measurement was not performed when the peak measured data under the limit of average detection.
5. The emission levels of other frequencies are very lower than the limit and not show in test report.

Product : Intel® Wireless-AC 9560  
 Test Item : Harmonic Radiated Emission Data  
 Test Mode : Mode 4: Transmit (802.11ac-80BW\_65Mbps) (5290MHz)  
 Test Date : 2019/10/22

**Vertical**



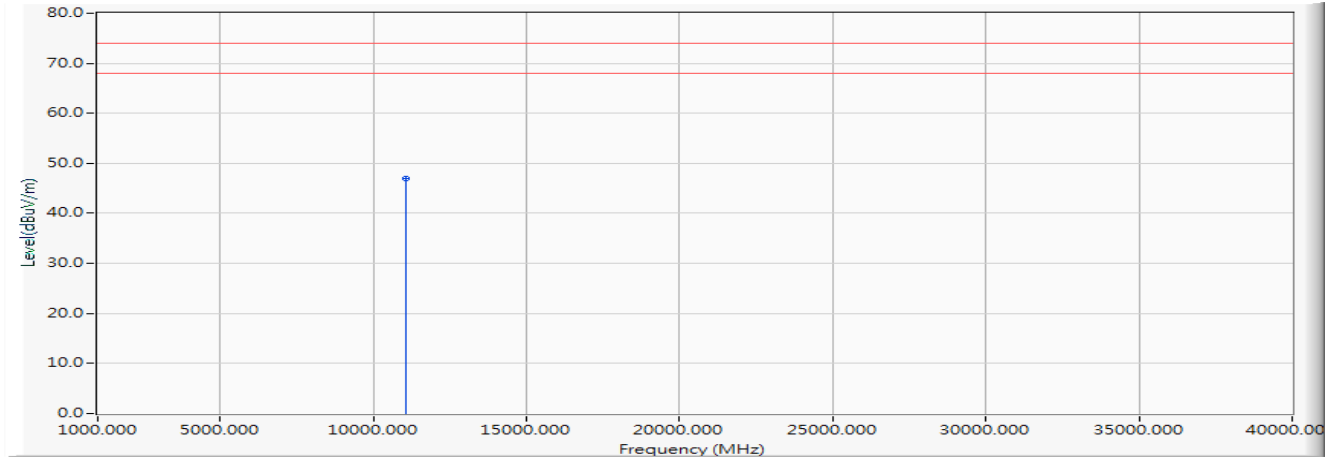
		Frequency (MHz)	Correct Factor (dB)	Reading Level (dBµV)	Measure Level (dBµV/m)	Margin (dB)	Limit (dBµV/m)	Detector Type
1	*	10580.000	0.463	46.270	46.733	-27.267	74.000	PEAK

Note:

1. All Readings below 1GHz are Quasi-Peak, above 1GHz are performed with peak and/or average measurements as necessary.
2. Measurement Level = Reading Level + Correct Factor.
3. Correct Factor = Antenna factor + Cable loss – Amplifier gain.
4. The average measurement was not performed when the peak measured data under the limit of average detection.
5. The emission levels of other frequencies are very lower than the limit and not show in test report.

Product : Intel® Wireless-AC 9560  
 Test Item : Harmonic Radiated Emission Data  
 Test Mode : Mode 4: Transmit (802.11ac-80BW\_65Mbps) (5530MHz)  
 Test Date : 2019/10/22

**Horizontal**



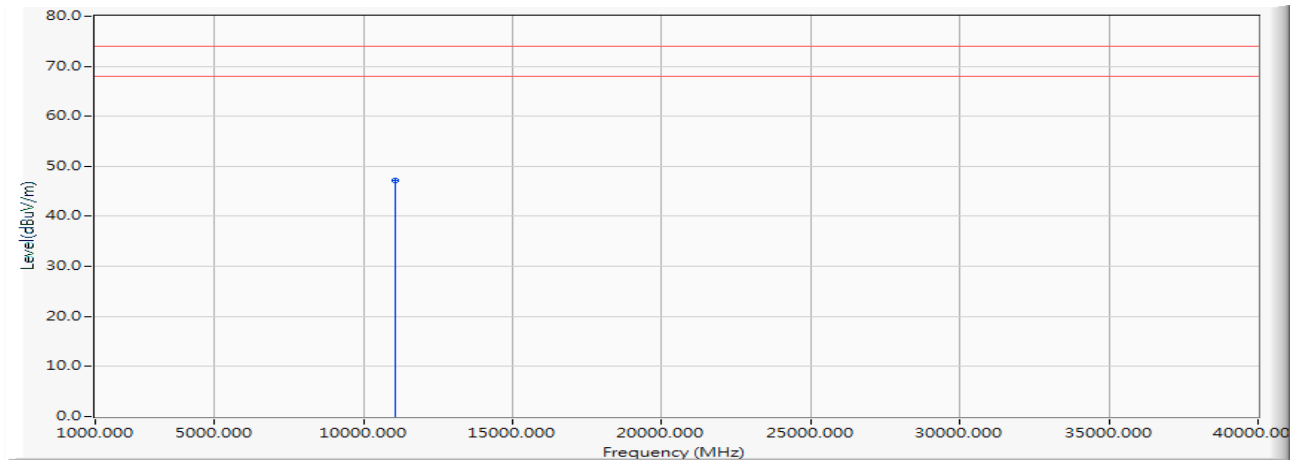
		Frequency (MHz)	Correct Factor (dB)	Reading Level (dBµV)	Measure Level (dBµV/m)	Margin (dB)	Limit (dBµV/m)	Detector Type
1	*	11060.000	1.130	45.930	47.061	-26.939	74.000	PEAK

Note:

1. All Readings below 1GHz are Quasi-Peak, above 1GHz are performed with peak and/or average measurements as necessary.
2. Measurement Level = Reading Level + Correct Factor.
3. Correct Factor = Antenna factor + Cable loss – Amplifier gain.
4. The average measurement was not performed when the peak measured data under the limit of average detection.
5. The emission levels of other frequencies are very lower than the limit and not show in test report.

Product : Intel® Wireless-AC 9560  
 Test Item : Harmonic Radiated Emission Data  
 Test Mode : Mode 4: Transmit (802.11ac-80BW\_65Mbps) (5530MHz)  
 Test Date : 2019/10/22

**Vertical**



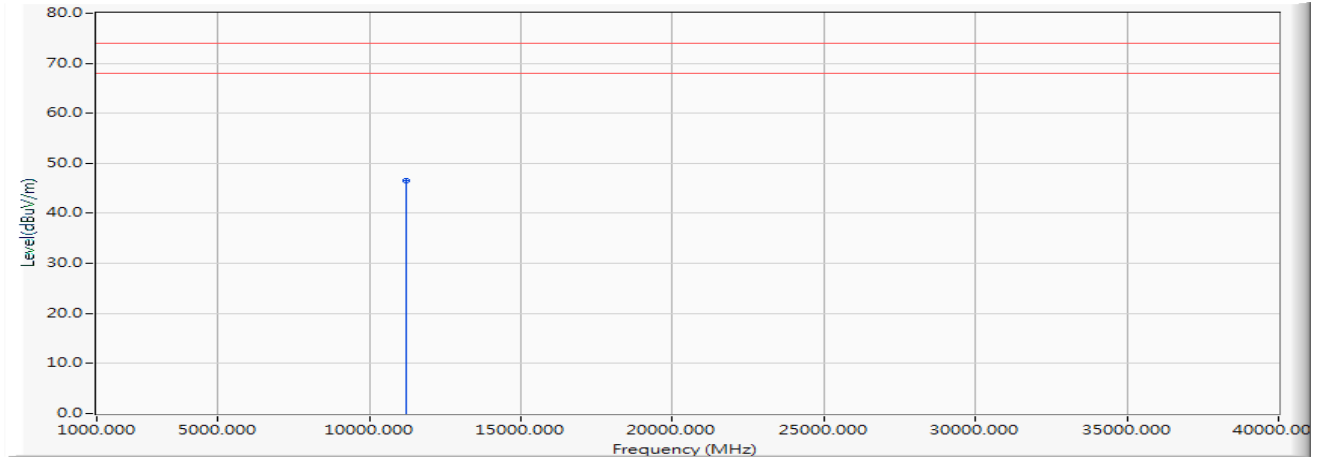
		<b>Frequency (MHz)</b>	<b>Correct Factor (dB)</b>	<b>Reading Level (dBμV)</b>	<b>Measure Level (dBμV/m)</b>	<b>Margin (dB)</b>	<b>Limit (dBμV/m)</b>	<b>Detector Type</b>
1	*	11060.000	1.130	46.090	47.221	-26.779	74.000	PEAK

Note:

1. All Readings below 1GHz are Quasi-Peak, above 1GHz are performed with peak and/or average measurements as necessary.
2. Measurement Level = Reading Level + Correct Factor.
3. Correct Factor = Antenna factor + Cable loss – Amplifier gain.
4. The average measurement was not performed when the peak measured data under the limit of average detection.
5. The emission levels of other frequencies are very lower than the limit and not show in test report.

Product : Intel® Wireless-AC 9560  
 Test Item : Harmonic Radiated Emission Data  
 Test Mode : Mode 4: Transmit (802.11ac-80BW\_65Mbps) (5610MHz)  
 Test Date : 2019/10/22

**Horizontal**



		Frequency (MHz)	Correct Factor (dB)	Reading Level (dBµV)	Measure Level (dBµV/m)	Margin (dB)	Limit (dBµV/m)	Detector Type
1	*	11220.000	1.247	45.370	46.617	-27.383	74.000	PEAK

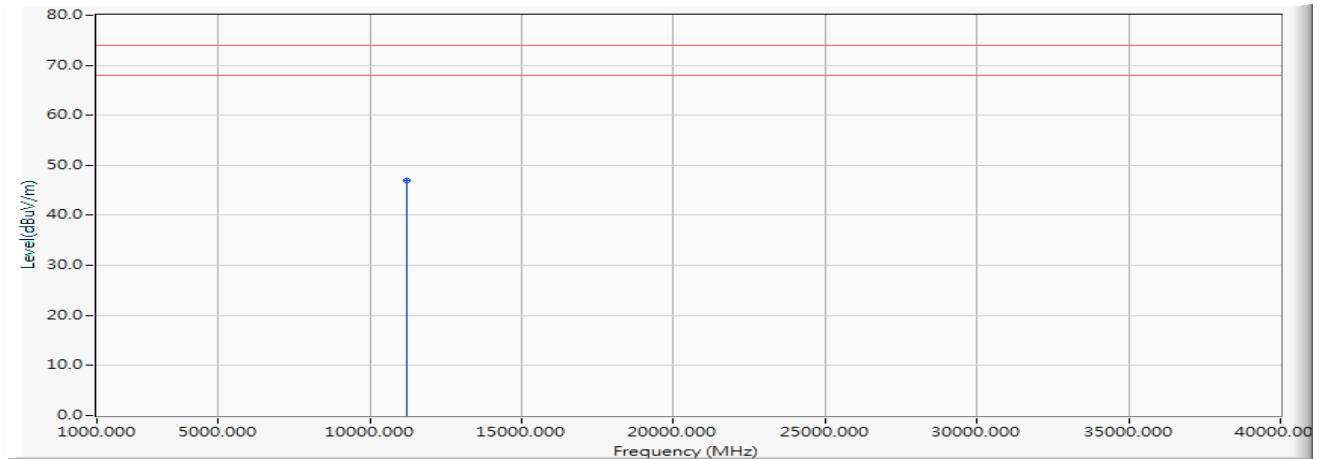
Note:

1. All Readings below 1GHz are Quasi-Peak, above 1GHz are performed with peak and/or average measurements as necessary.
2. Measurement Level = Reading Level + Correct Factor.
3. Correct Factor = Antenna factor + Cable loss – Amplifier gain.
4. The average measurement was not performed when the peak measured data under the limit of average detection.
5. The emission levels of other frequencies are very lower than the limit and not show in test report.



Product : Intel® Wireless-AC 9560  
 Test Item : Harmonic Radiated Emission Data  
 Test Mode : Mode 4: Transmit (802.11ac-80BW\_65Mbps) (5610MHz)  
 Test Date : 2019/10/22

**Vertical**



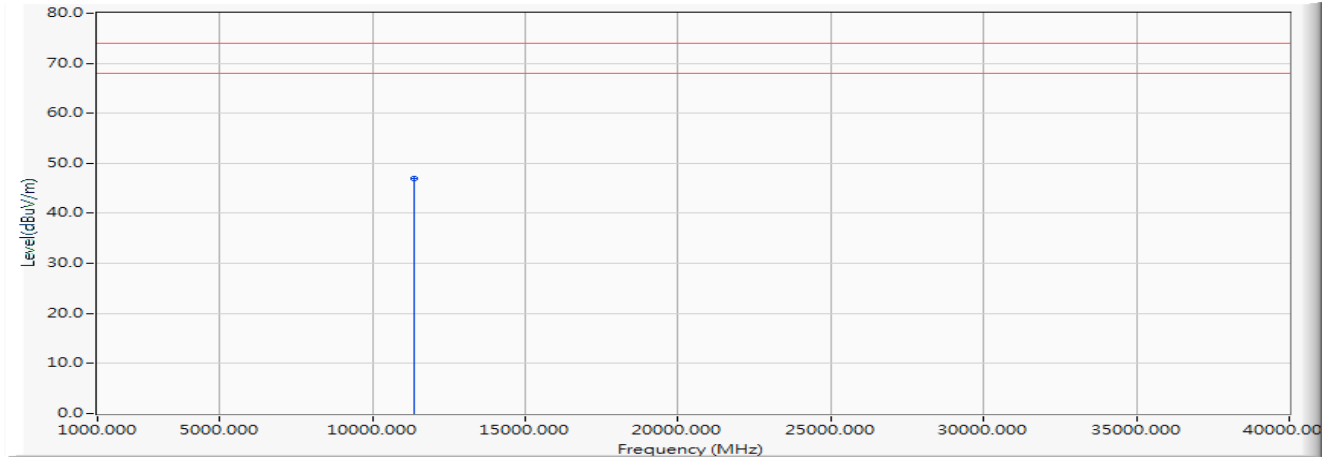
		Frequency (MHz)	Correct Factor (dB)	Reading Level (dBμV)	Measure Level (dBμV/m)	Margin (dB)	Limit (dBμV/m)	Detector Type
1	*	11220.000	1.247	45.800	47.047	-26.953	74.000	PEAK

Note:

1. All Readings below 1GHz are Quasi-Peak, above 1GHz are performed with peak and/or average measurements as necessary.
2. Measurement Level = Reading Level + Correct Factor.
3. Correct Factor = Antenna factor + Cable loss – Amplifier gain.
4. The average measurement was not performed when the peak measured data under the limit of average detection.
5. The emission levels of other frequencies are very lower than the limit and not show in test report.

Product : Intel® Wireless-AC 9560  
 Test Item : Harmonic Radiated Emission Data  
 Test Mode : Mode 4: Transmit (802.11ac-80BW\_65Mbps) (5690MHz)  
 Test Date : 2019/10/22

**Horizontal**



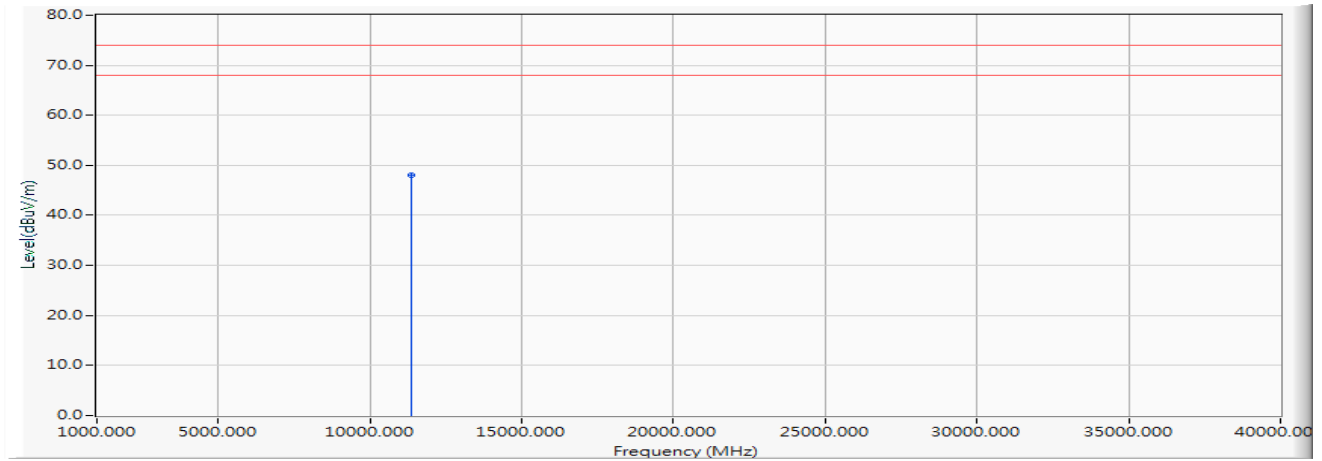
		Frequency (MHz)	Correct Factor (dB)	Reading Level (dBμV)	Measure Level (dBμV/m)	Margin (dB)	Limit (dBμV/m)	Detector Type
1	*	11380.000	1.604	45.470	47.073	-26.927	74.000	PEAK

Note:

1. All Readings below 1GHz are Quasi-Peak, above 1GHz are performed with peak and/or average measurements as necessary.
2. Measurement Level = Reading Level + Correct Factor.
3. Correct Factor = Antenna factor + Cable loss – Amplifier gain.
4. The average measurement was not performed when the peak measured data under the limit of average detection.
5. The emission levels of other frequencies are very lower than the limit and not show in test report.

Product : Intel® Wireless-AC 9560  
 Test Item : Harmonic Radiated Emission Data  
 Test Mode : Mode 4: Transmit (802.11ac-80BW\_65Mbps) (5690MHz)  
 Test Date : 2019/10/22

**Vertical**



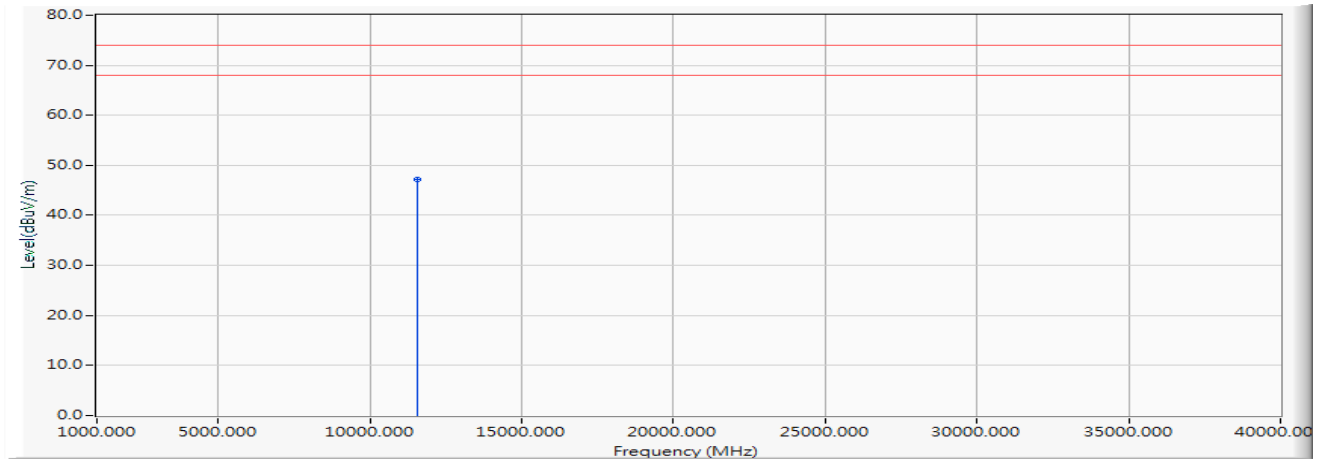
		Frequency (MHz)	Correct Factor (dB)	Reading Level (dBµV)	Measure Level (dBµV/m)	Margin (dB)	Limit (dBµV/m)	Detector Type
1	*	11380.000	1.604	46.380	47.983	-26.017	74.000	PEAK

Note:

1. All Readings below 1GHz are Quasi-Peak, above 1GHz are performed with peak and/or average measurements as necessary.
2. Measurement Level = Reading Level + Correct Factor.
3. Correct Factor = Antenna factor + Cable loss – Amplifier gain.
4. The average measurement was not performed when the peak measured data under the limit of average detection.
5. The emission levels of other frequencies are very lower than the limit and not show in test report.

Product : Intel® Wireless-AC 9560  
 Test Item : Harmonic Radiated Emission Data  
 Test Mode : Mode 4: Transmit (802.11ac-80BW\_65Mbps) (5775MHz)  
 Test Date : 2019/10/22

**Horizontal**



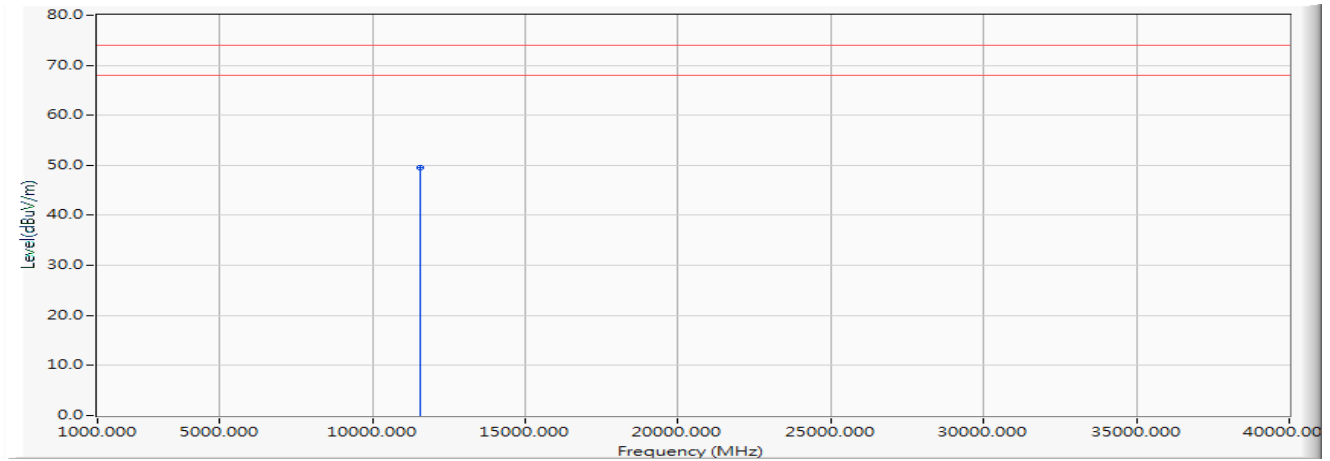
		Frequency (MHz)	Correct Factor (dB)	Reading Level (dBμV)	Measure Level (dBμV/m)	Margin (dB)	Limit (dBμV/m)	Detector Type
1	*	11550.000	1.987	45.280	47.267	-26.733	74.000	PEAK

Note:

1. All Readings below 1GHz are Quasi-Peak, above 1GHz are performed with peak and/or average measurements as necessary.
2. Measurement Level = Reading Level + Correct Factor.
3. Correct Factor = Antenna factor + Cable loss – Amplifier gain.
4. The average measurement was not performed when the peak measured data under the limit of average detection.
5. The emission levels of other frequencies are very lower than the limit and not show in test report.

Product : Intel® Wireless-AC 9560  
 Test Item : Harmonic Radiated Emission Data  
 Test Mode : Mode 4: Transmit (802.11ac-80BW\_65Mbps) (5775MHz)  
 Test Date : 2019/10/22

**Vertical**



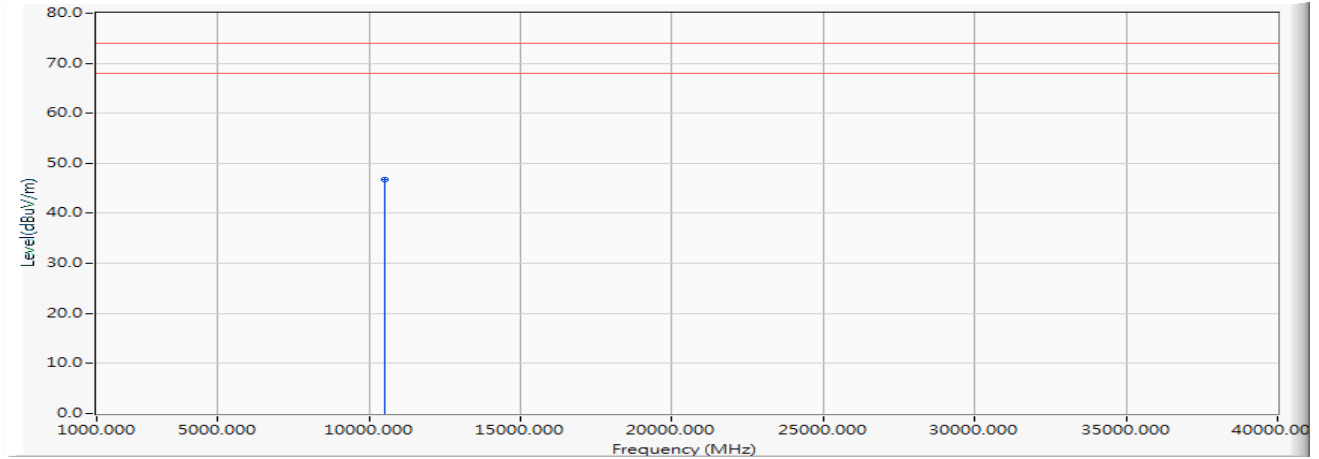
		Frequency (MHz)	Correct Factor (dB)	Reading Level (dBµV)	Measure Level (dBµV/m)	Margin (dB)	Limit (dBµV/m)	Detector Type
1	*	11550.000	1.987	47.600	49.587	-24.413	74.000	PEAK

Note:

1. All Readings below 1GHz are Quasi-Peak, above 1GHz are performed with peak and/or average measurements as necessary.
2. Measurement Level = Reading Level + Correct Factor.
3. Correct Factor = Antenna factor + Cable loss – Amplifier gain.
4. The average measurement was not performed when the peak measured data under the limit of average detection.
5. The emission levels of other frequencies are very lower than the limit and not show in test report.

Product : Intel® Wireless-AC 9560  
 Test Item : Harmonic Radiated Emission Data  
 Test Mode : Mode 5: Transmit (802.11ac-160BW\_130Mbps) (5250MHz)  
 Test Date : 2019/10/22

**Horizontal**



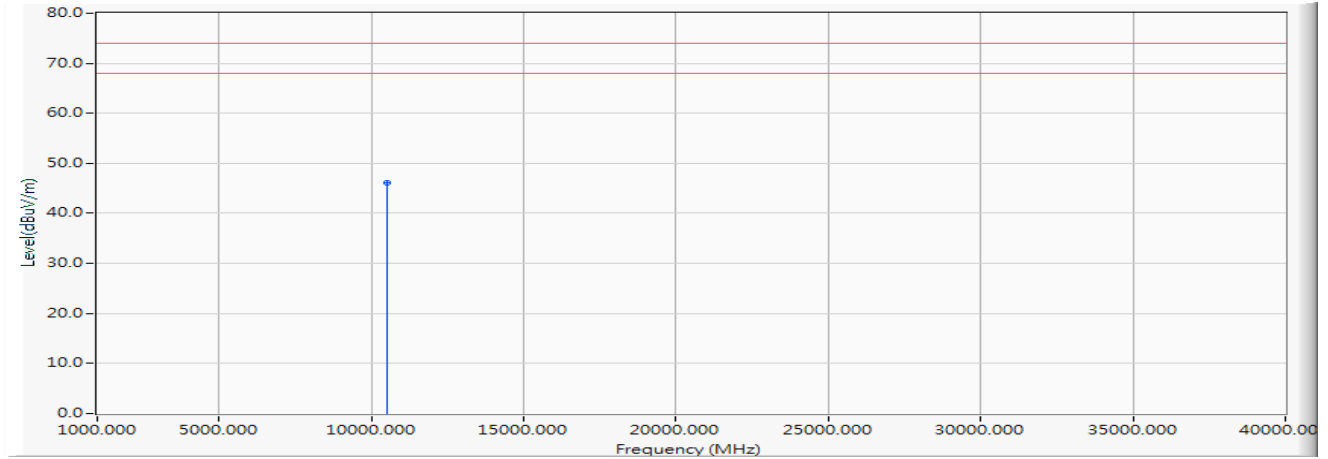
		Frequency (MHz)	Correct Factor (dB)	Reading Level (dBµV)	Measure Level (dBµV/m)	Margin (dB)	Limit (dBµV/m)	Detector Type
1	*	10500.000	0.279	46.450	46.729	-27.271	74.000	PEAK

Note:

1. All Readings below 1GHz are Quasi-Peak, above 1GHz are performed with peak and/or average measurements as necessary.
2. Measurement Level = Reading Level + Correct Factor.
3. Correct Factor = Antenna factor + Cable loss – Amplifier gain.
4. The average measurement was not performed when the peak measured data under the limit of average detection.
5. The emission levels of other frequencies are very lower than the limit and not show in test report.

Product : Intel® Wireless-AC 9560  
 Test Item : Harmonic Radiated Emission Data  
 Test Mode : Mode 5: Transmit (802.11ac-160BW\_130Mbps) (5250MHz)  
 Test Date : 2019/10/22

**Vertical**



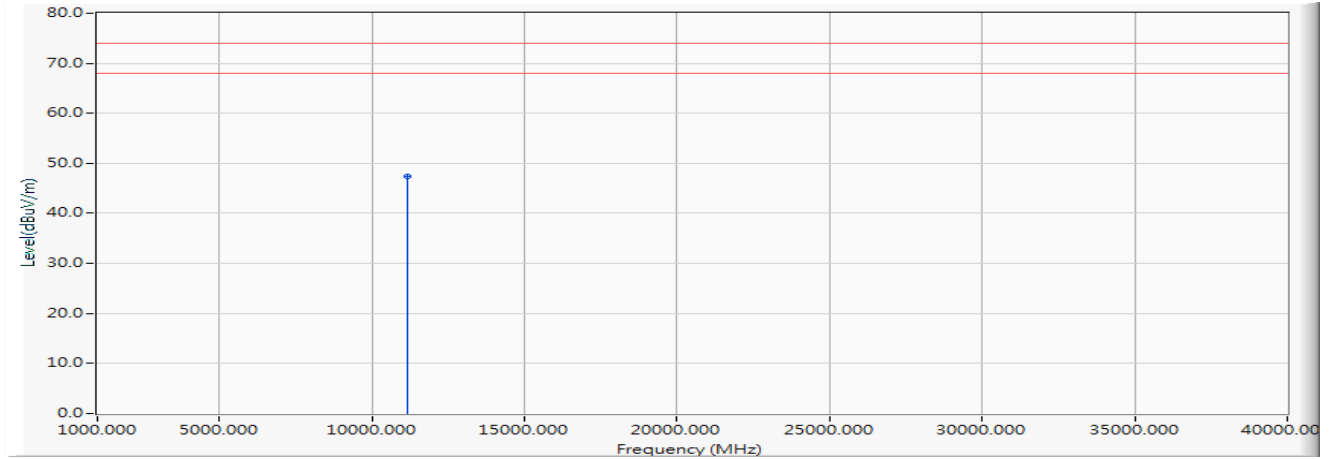
		Frequency (MHz)	Correct Factor (dB)	Reading Level (dBµV)	Measure Level (dBµV/m)	Margin (dB)	Limit (dBµV/m)	Detector Type
1	*	10500.000	0.279	45.800	46.079	-27.921	74.000	PEAK

Note:

1. All Readings below 1GHz are Quasi-Peak, above 1GHz are performed with peak and/or average measurements as necessary.
2. Measurement Level = Reading Level + Correct Factor.
3. Correct Factor = Antenna factor + Cable loss – Amplifier gain.
4. The average measurement was not performed when the peak measured data under the limit of average detection.
5. The emission levels of other frequencies are very lower than the limit and not show in test report.

Product : Intel® Wireless-AC 9560  
 Test Item : Harmonic Radiated Emission Data  
 Test Mode : Mode 5: Transmit (802.11ac-160BW\_130Mbps) (5570MHz)  
 Test Date : 2019/10/22

**Horizontal**



		Frequency (MHz)	Correct Factor (dB)	Reading Level (dBµV)	Measure Level (dBµV/m)	Margin (dB)	Limit (dBµV/m)	Detector Type
1	*	11140.000	1.155	46.330	47.484	-26.516	74.000	PEAK

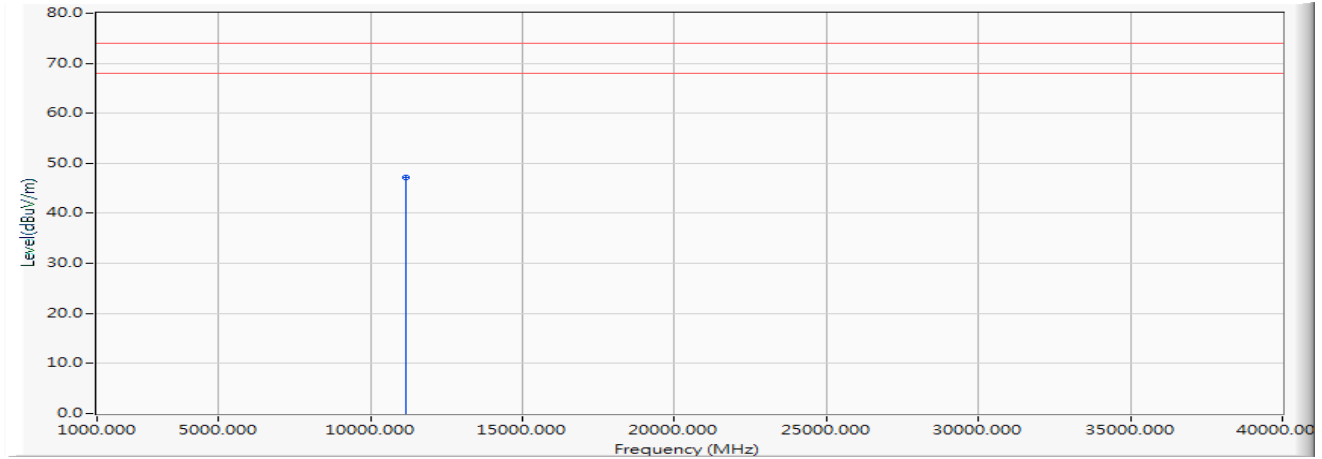
Note:

1. All Readings below 1GHz are Quasi-Peak, above 1GHz are performed with peak and/or average measurements as necessary.
2. Measurement Level = Reading Level + Correct Factor.
3. Correct Factor = Antenna factor + Cable loss – Amplifier gain.
4. The average measurement was not performed when the peak measured data under the limit of average detection.
5. The emission levels of other frequencies are very lower than the limit and not show in test report.



Product : Intel® Wireless-AC 9560  
 Test Item : Harmonic Radiated Emission Data  
 Test Mode : Mode 5: Transmit (802.11ac-160BW\_130Mbps) (5570MHz)  
 Test Date : 2019/10/22

**Vertical**



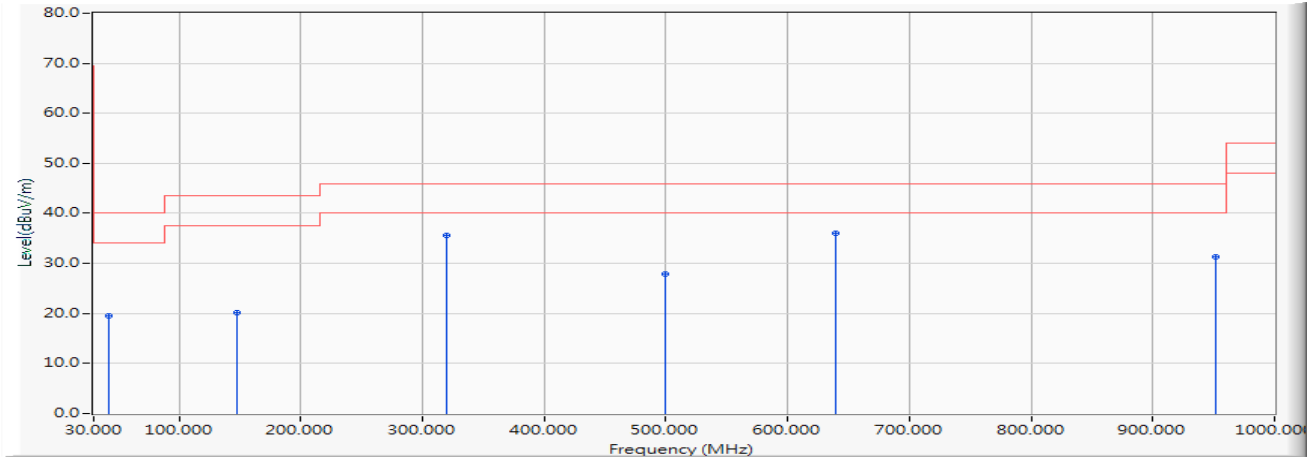
		Frequency (MHz)	Correct Factor (dB)	Reading Level (dBµV)	Measure Level (dBµV/m)	Margin (dB)	Limit (dBµV/m)	Detector Type
1	*	11140.000	1.155	46.030	47.184	-26.816	74.000	PEAK

Note:

1. All Readings below 1GHz are Quasi-Peak, above 1GHz are performed with peak and/or average measurements as necessary.
2. Measurement Level = Reading Level + Correct Factor.
3. Correct Factor = Antenna factor + Cable loss – Amplifier gain.
4. The average measurement was not performed when the peak measured data under the limit of average detection.
5. The emission levels of other frequencies are very lower than the limit and not show in test report.

Product : Intel® Wireless-AC 9560  
 Test Item : General Radiated Emission  
 Test Mode : Mode 1: Transmit (802.11a\_6Mbps) (5220MHz)  
 Test Date : 2019/10/24

**Horizontal**



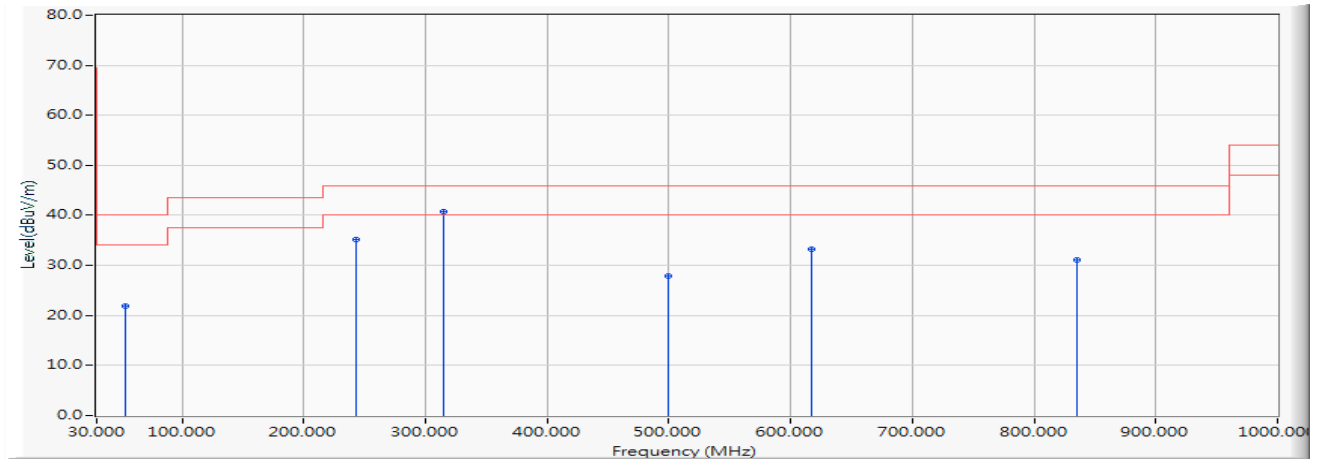
		Frequency (MHz)	Correct Factor (dB)	Reading Level (dBµV)	Measure Level (dBµV/m)	Margin (dB)	Limit (dBµV/m)	Detector Type
1		42.652	-10.961	30.549	19.587	-20.413	40.000	QUASIPEAK
2		148.087	-11.146	31.201	20.055	-23.445	43.500	QUASIPEAK
3		319.594	-9.880	45.439	35.559	-10.441	46.000	QUASIPEAK
4		499.536	-5.960	33.894	27.934	-18.066	46.000	QUASIPEAK
5	*	640.116	-3.756	39.742	35.986	-10.014	46.000	QUASIPEAK
6		952.203	0.379	30.836	31.215	-14.785	46.000	QUASIPEAK

Note:

1. All Readings below 1GHz are Quasi-Peak, above 1GHz are performed with peak and/or average measurements as necessary.
2. Measurement Level = Reading Level + Correct Factor.
3. Correct Factor = Antenna factor + Cable loss – Amplifier gain.
4. The emission levels of other frequencies are very lower than the limit and not show in test report.
5. No emission found between lowest internal used/generated frequency to 30MHz.

Product : Intel® Wireless-AC 9560  
 Test Item : General Radiated Emission  
 Test Mode : Mode 1: Transmit (802.11a\_6Mbps) (5220MHz)  
 Test Date : 2019/10/24

**Vertical**



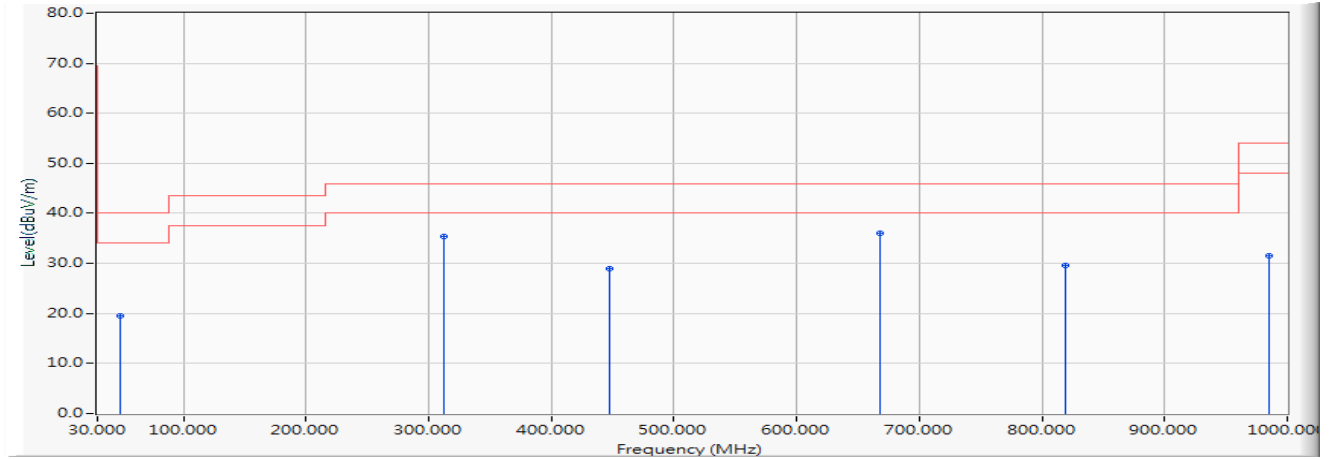
		Frequency (MHz)	Correct Factor (dB)	Reading Level (dBµV)	Measure Level (dBµV/m)	Margin (dB)	Limit (dBµV/m)	Detector Type
1		53.899	-11.397	33.297	21.900	-18.100	40.000	QUASIPeAK
2		243.681	-12.163	47.326	35.162	-10.838	46.000	QUASIPeAK
3	*	315.377	-9.978	50.792	40.815	-5.185	46.000	QUASIPeAK
4		499.536	-5.960	33.878	27.918	-18.082	46.000	QUASIPeAK
5		617.623	-3.897	37.075	33.178	-12.822	46.000	QUASIPeAK
6		835.522	-1.103	32.204	31.101	-14.899	46.000	QUASIPeAK

**Note:**

1. All Readings below 1GHz are Quasi-Peak, above 1GHz are performed with peak and/or average measurements as necessary.
2. Measurement Level = Reading Level + Correct Factor.
3. Correct Factor = Antenna factor + Cable loss – Amplifier gain.
4. The emission levels of other frequencies are very lower than the limit and not show in test report.
5. No emission found between lowest internal used/generated frequency to 30MHz.

Product : Intel® Wireless-AC 9560  
 Test Item : General Radiated Emission  
 Test Mode : Mode 1: Transmit (802.11a\_6Mbps) (5300MHz)  
 Test Date : 2019/10/24

**Horizontal**



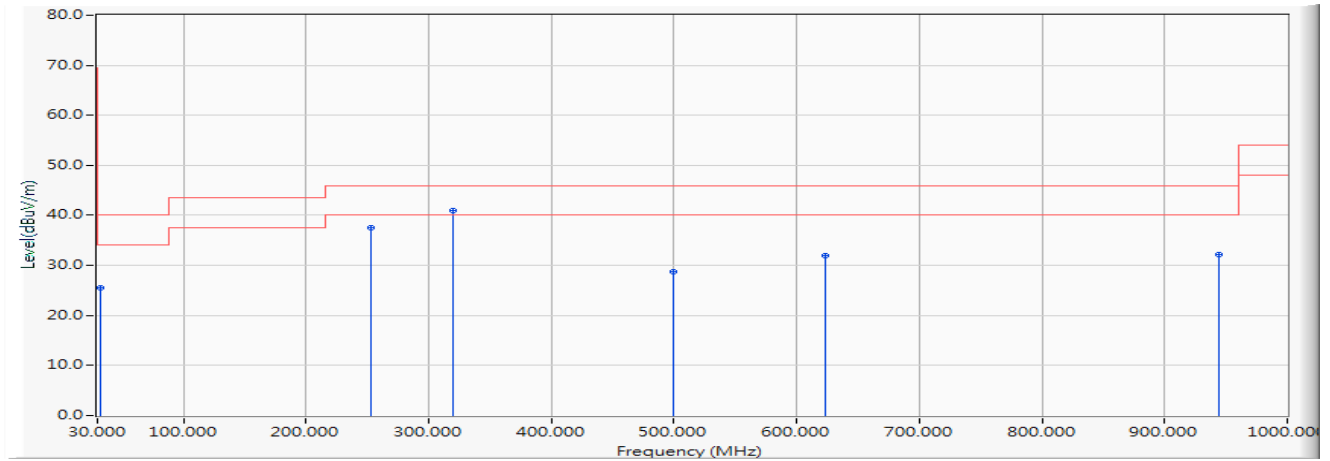
		Frequency (MHz)	Correct Factor (dB)	Reading Level (dBµV)	Measure Level (dBµV/m)	Margin (dB)	Limit (dBµV/m)	Detector Type
1		48.275	-10.879	30.330	19.451	-20.549	40.000	QUASIPeAK
2		312.565	-10.044	45.457	35.414	-10.586	46.000	QUASIPeAK
3		447.522	-6.857	35.713	28.855	-17.145	46.000	QUASIPeAK
4	*	668.232	-3.439	39.498	36.059	-9.941	46.000	QUASIPeAK
5		818.652	-1.365	30.934	29.569	-16.431	46.000	QUASIPeAK
6		984.536	0.807	30.822	31.628	-22.372	54.000	QUASIPeAK

Note:

1. All Readings below 1GHz are Quasi-Peak, above 1GHz are performed with peak and/or average measurements as necessary.
2. Measurement Level = Reading Level + Correct Factor.
3. Correct Factor = Antenna factor + Cable loss – Amplifier gain.
4. The emission levels of other frequencies are very lower than the limit and not show in test report.
5. No emission found between lowest internal used/generated frequency to 30MHz.

Product : Intel® Wireless-AC 9560  
 Test Item : General Radiated Emission  
 Test Mode : Mode 1: Transmit (802.11a\_6Mbps) (5300MHz)  
 Test Date : 2019/10/24

**Vertical**



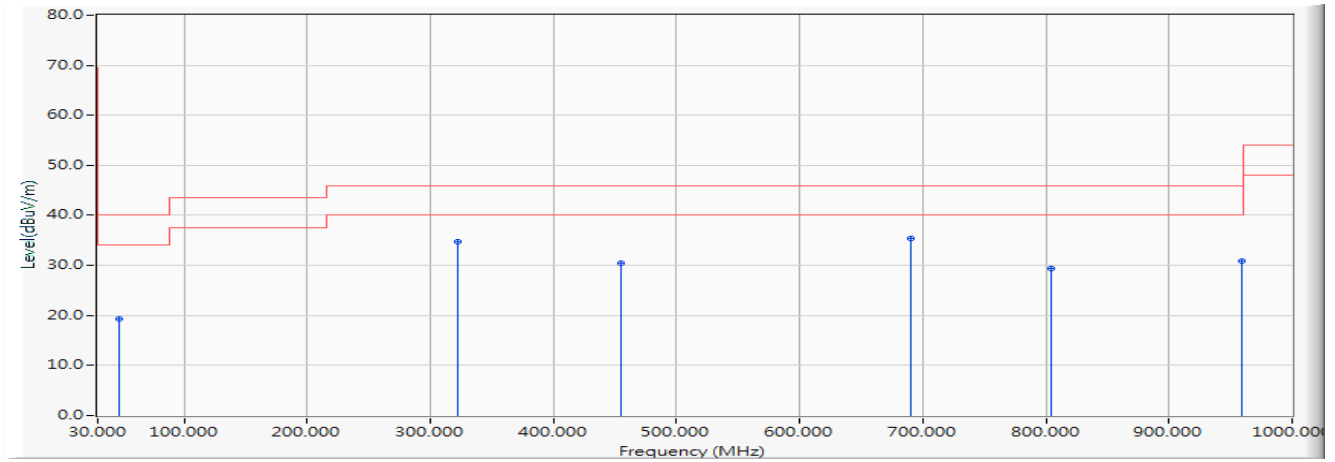
		Frequency (MHz)	Correct Factor (dB)	Reading Level (dBµV)	Measure Level (dBµV/m)	Margin (dB)	Limit (dBµV/m)	Detector Type
1		32.812	-12.011	37.461	25.450	-14.550	40.000	QUASIPeAK
2		253.522	-12.036	49.660	37.624	-8.376	46.000	QUASIPeAK
3	*	319.594	-9.880	50.935	41.055	-4.945	46.000	QUASIPeAK
4		499.536	-5.960	34.742	28.782	-17.218	46.000	QUASIPeAK
5		623.246	-3.862	35.912	32.049	-13.951	46.000	QUASIPeAK
6		943.768	0.279	31.789	32.068	-13.932	46.000	QUASIPeAK

**Note:**

1. All Readings below 1GHz are Quasi-Peak, above 1GHz are performed with peak and/or average measurements as necessary.
2. Measurement Level = Reading Level + Correct Factor.
3. Correct Factor = Antenna factor + Cable loss – Amplifier gain.
4. The emission levels of other frequencies are very lower than the limit and not show in test report.
5. No emission found between lowest internal used/generated frequency to 30MHz.

Product : Intel® Wireless-AC 9560  
 Test Item : General Radiated Emission  
 Test Mode : Mode 1: Transmit (802.11a\_6Mbps) (5580MHz)  
 Test Date : 2019/10/24

**Horizontal**



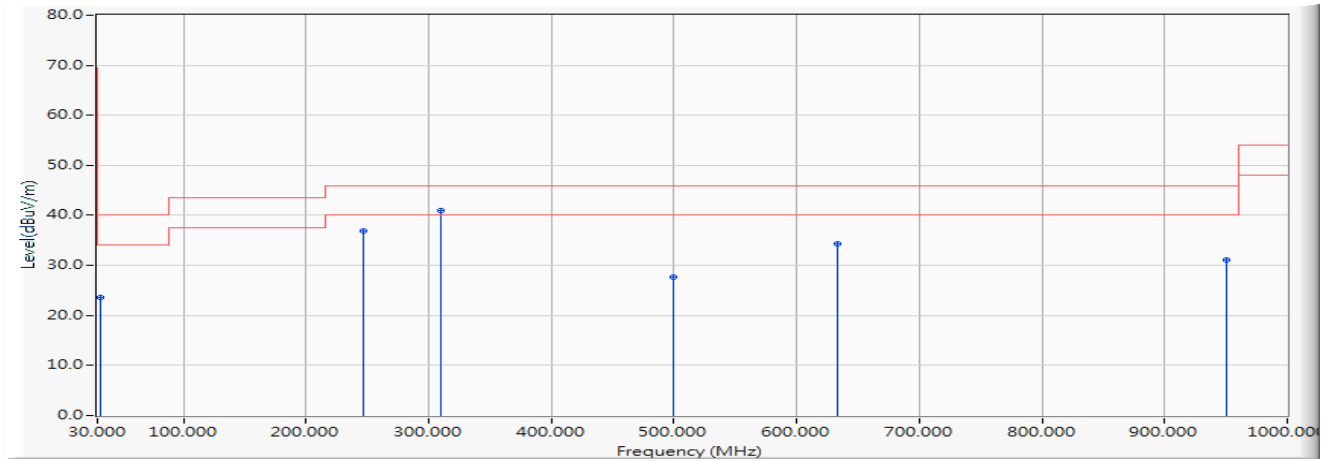
		Frequency (MHz)	Correct Factor (dB)	Reading Level (dBµV)	Measure Level (dBµV/m)	Margin (dB)	Limit (dBµV/m)	Detector Type
1		46.870	-10.852	30.055	19.202	-20.798	40.000	QUASIPeAK
2		322.406	-9.815	44.599	34.784	-11.216	46.000	QUASIPeAK
3		454.551	-6.717	37.281	30.563	-15.437	46.000	QUASIPeAK
4	*	690.725	-3.122	38.459	35.337	-10.663	46.000	QUASIPeAK
5		804.594	-1.585	30.914	29.329	-16.671	46.000	QUASIPeAK
6		959.232	0.473	30.416	30.888	-15.112	46.000	QUASIPeAK

Note:

1. All Readings below 1GHz are Quasi-Peak, above 1GHz are performed with peak and/or average measurements as necessary.
2. Measurement Level = Reading Level + Correct Factor.
3. Correct Factor = Antenna factor + Cable loss – Amplifier gain.
4. The emission levels of other frequencies are very lower than the limit and not show in test report.
5. No emission found between lowest internal used/generated frequency to 30MHz.

Product : Intel® Wireless-AC 9560  
 Test Item : General Radiated Emission  
 Test Mode : Mode 1: Transmit (802.11a\_6Mbps) (5580MHz)  
 Test Date : 2019/10/24

**Vertical**



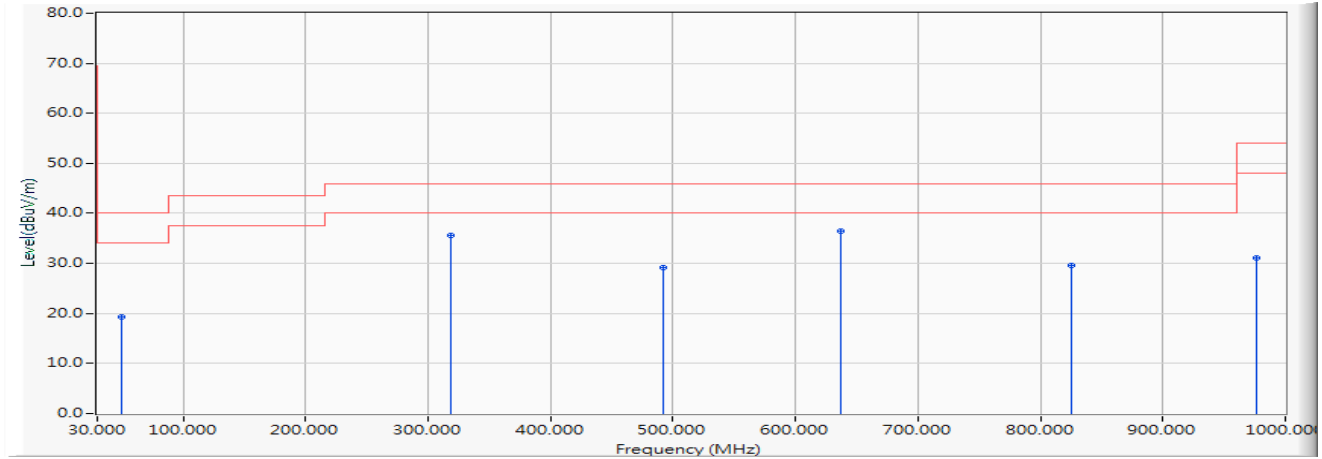
		Frequency (MHz)	Correct Factor (dB)	Reading Level (dBμV)	Measure Level (dBμV/m)	Margin (dB)	Limit (dBμV/m)	Detector Type
1		32.812	-12.011	35.501	23.490	-16.510	40.000	QUASIPeAK
2		246.493	-12.128	48.933	36.805	-9.195	46.000	QUASIPeAK
3	*	309.754	-10.110	51.122	41.012	-4.988	46.000	QUASIPeAK
4		499.536	-5.960	33.543	27.583	-18.417	46.000	QUASIPeAK
5		633.087	-3.802	38.110	34.309	-11.691	46.000	QUASIPeAK
6		950.797	0.359	30.840	31.200	-14.800	46.000	QUASIPeAK

Note:

1. All Readings below 1GHz are Quasi-Peak, above 1GHz are performed with peak and/or average measurements as necessary.
2. Measurement Level = Reading Level + Correct Factor.
3. Correct Factor = Antenna factor + Cable loss – Amplifier gain.
4. The emission levels of other frequencies are very lower than the limit and not show in test report.
5. No emission found between lowest internal used/generated frequency to 30MHz.

Product : Intel® Wireless-AC 9560  
 Test Item : General Radiated Emission  
 Test Mode : Mode 1: Transmit (802.11a\_6Mbps) (5785MHz)  
 Test Date : 2019/10/24

**Horizontal**



		Frequency (MHz)	Correct Factor (dB)	Reading Level (dBµV)	Measure Level (dBµV/m)	Margin (dB)	Limit (dBµV/m)	Detector Type
1		49.681	-10.918	30.146	19.227	-20.773	40.000	QUASIPeAK
2		318.188	-9.912	45.507	35.596	-10.404	46.000	QUASIPeAK
3		492.507	-6.078	35.297	29.219	-16.781	46.000	QUASIPeAK
4	*	637.304	-3.774	40.181	36.407	-9.593	46.000	QUASIPeAK
5		825.681	-1.255	30.875	29.619	-16.381	46.000	QUASIPeAK
6		976.101	0.695	30.406	31.102	-22.898	54.000	QUASIPeAK

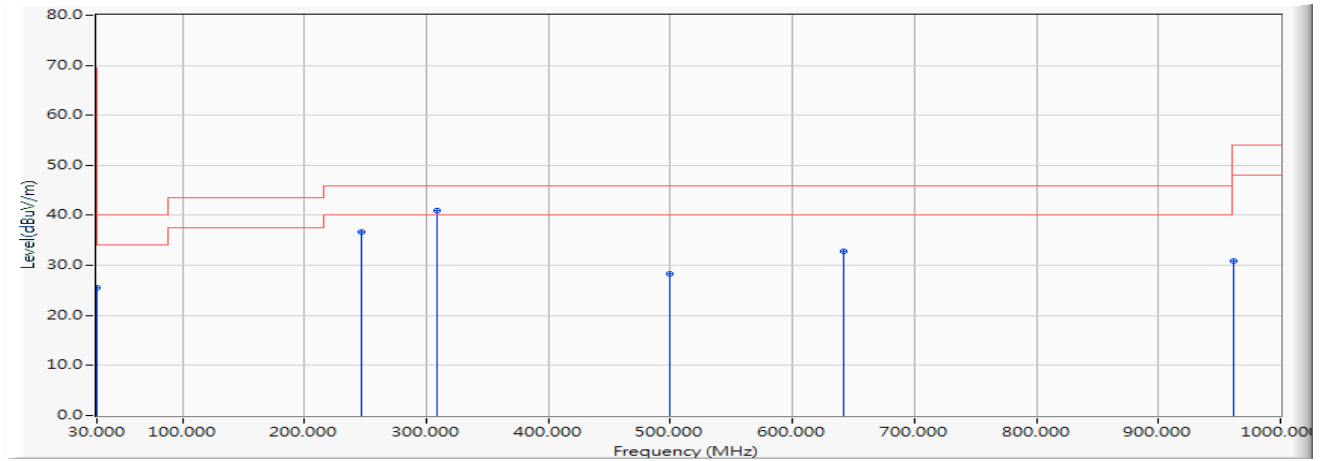
**Note:**

1. All Readings below 1GHz are Quasi-Peak, above 1GHz are performed with peak and/or average measurements as necessary.
2. Measurement Level = Reading Level + Correct Factor.
3. Correct Factor = Antenna factor + Cable loss – Amplifier gain.
4. The emission levels of other frequencies are very lower than the limit and not show in test report.
5. No emission found between lowest internal used/generated frequency to 30MHz.



Product : Intel® Wireless-AC 9560  
 Test Item : General Radiated Emission  
 Test Mode : Mode 1: Transmit (802.11a\_6Mbps) (5785MHz)  
 Test Date : 2019/10/24

**Vertical**



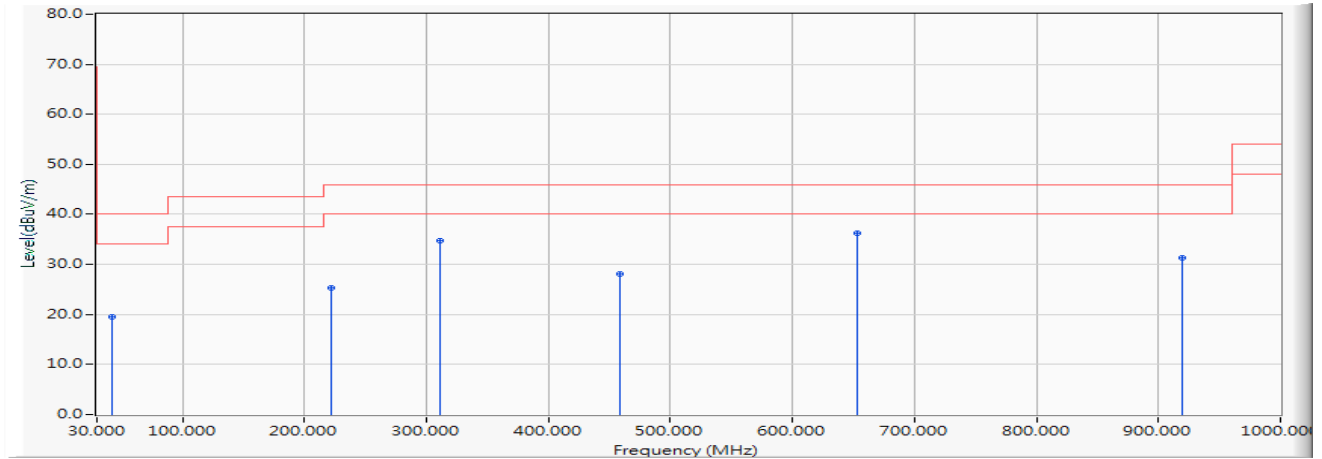
		Frequency (MHz)	Correct Factor (dB)	Reading Level (dBµV)	Measure Level (dBµV/m)	Margin (dB)	Limit (dBµV/m)	Detector Type
1		30.000	-12.240	37.786	25.546	-14.454	40.000	QUASIPeAK
2		246.493	-12.128	48.751	36.623	-9.377	46.000	QUASIPeAK
3	*	308.348	-10.143	51.053	40.910	-5.090	46.000	QUASIPeAK
4		499.536	-5.960	34.361	28.401	-17.599	46.000	QUASIPeAK
5		641.522	-3.748	36.605	32.857	-13.143	46.000	QUASIPeAK
6		962.043	0.509	30.396	30.906	-23.094	54.000	QUASIPeAK

Note:

1. All Readings below 1GHz are Quasi-Peak, above 1GHz are performed with peak and/or average measurements as necessary.
2. Measurement Level = Reading Level + Correct Factor.
3. Correct Factor = Antenna factor + Cable loss – Amplifier gain.
4. The emission levels of other frequencies are very lower than the limit and not show in test report.
5. No emission found between lowest internal used/generated frequency to 30MHz.

Product : Intel® Wireless-AC 9560  
 Test Item : General Radiated Emission  
 Test Mode : Mode 2: Transmit (802.11n-20BW\_14.4Mbps) (5220MHz)  
 Test Date : 2019/10/24

**Horizontal**



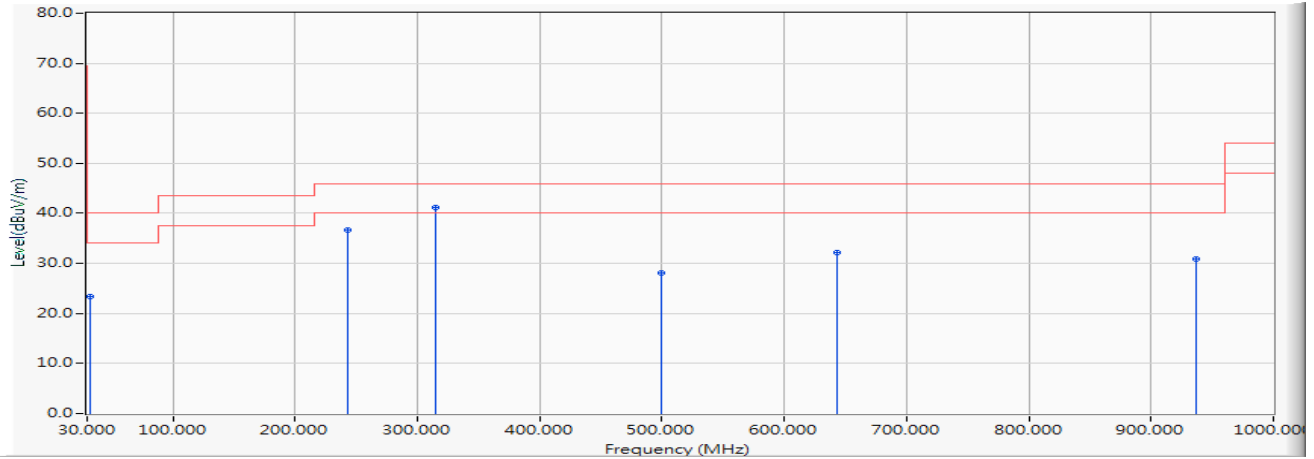
		Frequency (MHz)	Correct Factor (dB)	Reading Level (dBµV)	Measure Level (dBµV/m)	Margin (dB)	Limit (dBµV/m)	Detector Type
1		42.652	-10.961	30.526	19.564	-20.436	40.000	QUASIPeAK
2		222.594	-13.184	38.467	25.283	-20.717	46.000	QUASIPeAK
3		311.159	-10.076	44.836	34.760	-11.240	46.000	QUASIPeAK
4		458.768	-6.647	34.638	27.992	-18.008	46.000	QUASIPeAK
5	*	652.768	-3.659	39.981	36.322	-9.678	46.000	QUASIPeAK
6		919.870	0.019	31.362	31.381	-14.619	46.000	QUASIPeAK

Note:

1. All Readings below 1GHz are Quasi-Peak, above 1GHz are performed with peak and/or average measurements as necessary.
2. Measurement Level = Reading Level + Correct Factor.
3. Correct Factor = Antenna factor + Cable loss – Amplifier gain.
4. The emission levels of other frequencies are very lower than the limit and not show in test report.
5. No emission found between lowest internal used/generated frequency to 30MHz.

Product : Intel® Wireless-AC 9560  
 Test Item : General Radiated Emission  
 Test Mode : Mode 2: Transmit (802.11n-20BW\_14.4Mbps) (5220MHz)  
 Test Date : 2019/10/24

**Vertical**



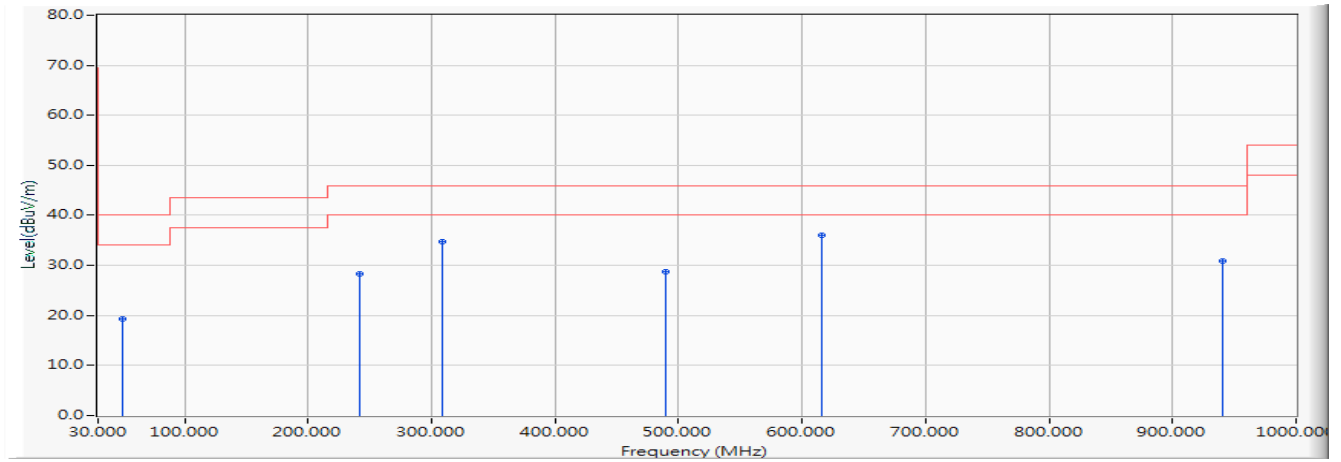
		Frequency (MHz)	Correct Factor (dB)	Reading Level (dBµV)	Measure Level (dBµV/m)	Margin (dB)	Limit (dBµV/m)	Detector Type
1		32.812	-12.011	35.440	23.429	-16.571	40.000	QUASIPeAK
2		243.681	-12.163	48.807	36.643	-9.357	46.000	QUASIPeAK
3	*	315.377	-9.978	51.146	41.169	-4.831	46.000	QUASIPeAK
4		499.536	-5.960	34.141	28.181	-17.819	46.000	QUASIPeAK
5		642.928	-3.740	35.876	32.136	-13.864	46.000	QUASIPeAK
6		936.739	0.204	30.668	30.872	-15.128	46.000	QUASIPeAK

**Note:**

1. All Readings below 1GHz are Quasi-Peak, above 1GHz are performed with peak and/or average measurements as necessary.
2. Measurement Level = Reading Level + Correct Factor.
3. Correct Factor = Antenna factor + Cable loss – Amplifier gain.
4. The emission levels of other frequencies are very lower than the limit and not show in test report.
5. No emission found between lowest internal used/generated frequency to 30MHz.

Product : Intel® Wireless-AC 9560  
 Test Item : General Radiated Emission  
 Test Mode : Mode 2: Transmit (802.11n-20BW\_14.4Mbps) (5300MHz)  
 Test Date : 2019/10/24

**Horizontal**



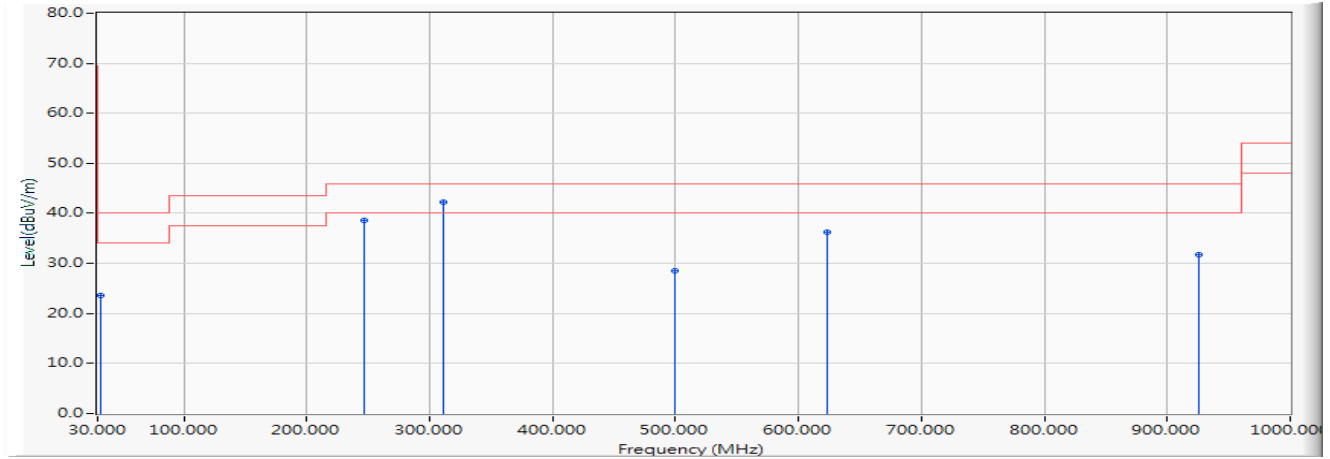
		Frequency (MHz)	Correct Factor (dB)	Reading Level (dBµV)	Measure Level (dBµV/m)	Margin (dB)	Limit (dBµV/m)	Detector Type
1		49.681	-10.918	30.207	19.288	-20.712	40.000	QUASIPEAK
2		242.275	-12.182	40.559	28.376	-17.624	46.000	QUASIPEAK
3		308.348	-10.143	44.889	34.746	-11.254	46.000	QUASIPEAK
4		489.696	-6.126	34.935	28.809	-17.191	46.000	QUASIPEAK
5	*	616.217	-3.906	39.928	36.022	-9.978	46.000	QUASIPEAK
6		940.957	0.249	30.650	30.899	-15.101	46.000	QUASIPEAK

Note:

1. All Readings below 1GHz are Quasi-Peak, above 1GHz are performed with peak and/or average measurements as necessary.
2. Measurement Level = Reading Level + Correct Factor.
3. Correct Factor = Antenna factor + Cable loss – Amplifier gain.
4. The emission levels of other frequencies are very lower than the limit and not show in test report.
5. No emission found between lowest internal used/generated frequency to 30MHz.

Product : Intel® Wireless-AC 9560  
 Test Item : General Radiated Emission  
 Test Mode : Mode 2: Transmit (802.11n-20BW\_14.4Mbps) (5300MHz)  
 Test Date : 2019/10/24

**Vertical**



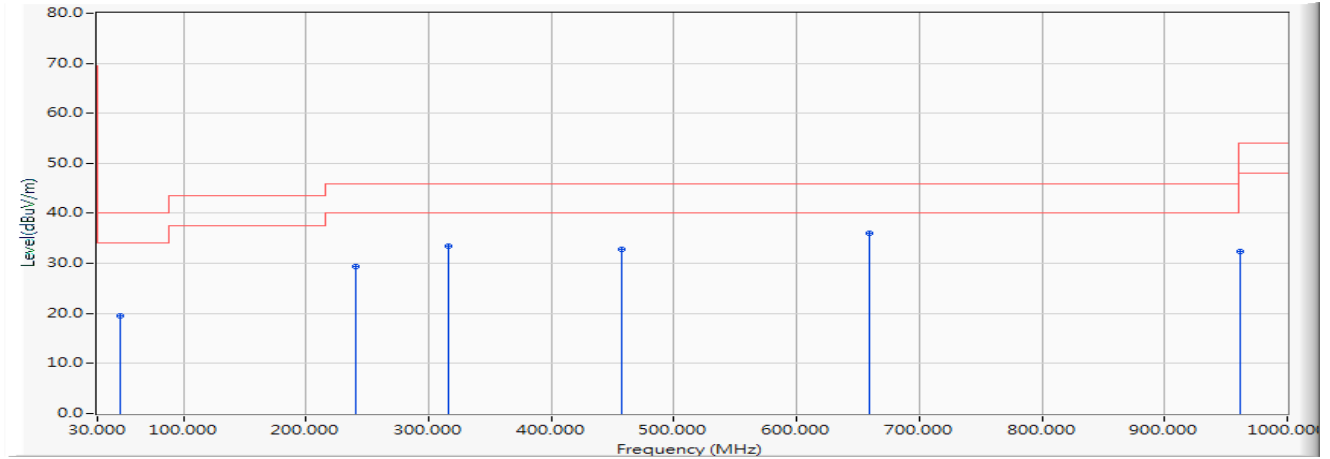
		Frequency (MHz)	Correct Factor (dB)	Reading Level (dBμV)	Measure Level (dBμV/m)	Margin (dB)	Limit (dBμV/m)	Detector Type
1		32.812	-12.011	35.611	23.600	-16.400	40.000	QUASIPeAK
2		246.493	-12.128	50.741	38.613	-7.387	46.000	QUASIPeAK
3	*	311.159	-10.076	52.309	42.233	-3.767	46.000	QUASIPeAK
4		499.536	-5.960	34.582	28.622	-17.378	46.000	QUASIPeAK
5		623.246	-3.862	40.190	36.327	-9.673	46.000	QUASIPeAK
6		925.493	0.082	31.713	31.795	-14.205	46.000	QUASIPeAK

**Note:**

1. All Readings below 1GHz are Quasi-Peak, above 1GHz are performed with peak and/or average measurements as necessary.
2. Measurement Level = Reading Level + Correct Factor.
3. Correct Factor = Antenna factor + Cable loss – Amplifier gain.
4. The emission levels of other frequencies are very lower than the limit and not show in test report.
5. No emission found between lowest internal used/generated frequency to 30MHz.

Product : Intel® Wireless-AC 9560  
 Test Item : General Radiated Emission  
 Test Mode : Mode 2: Transmit (802.11n-20BW\_14.4Mbps) (5580MHz)  
 Test Date : 2019/10/24

**Horizontal**



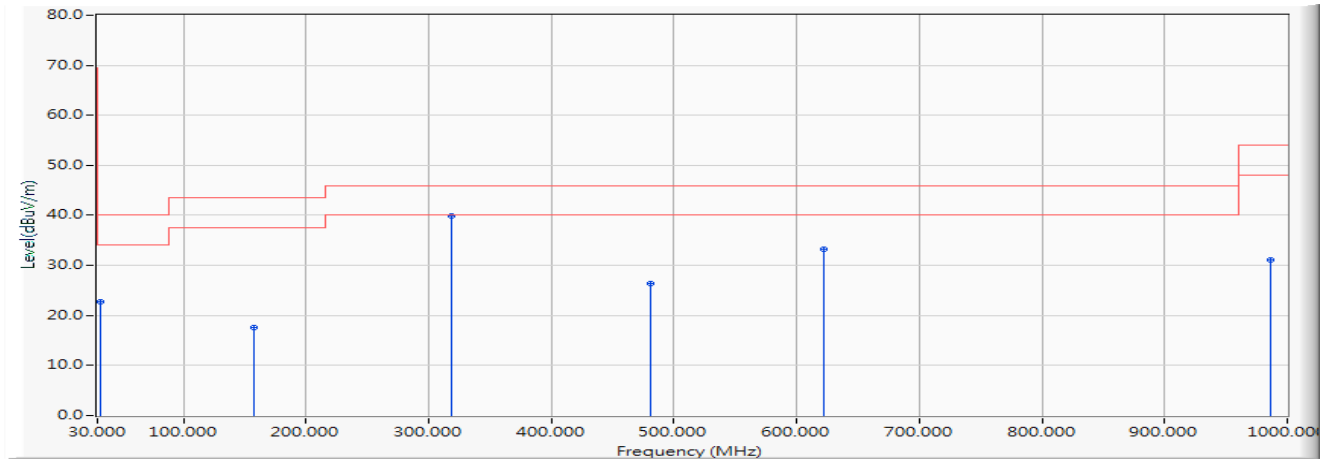
		Frequency (MHz)	Correct Factor (dB)	Reading Level (dBµV)	Measure Level (dBµV/m)	Margin (dB)	Limit (dBµV/m)	Detector Type
1		48.275	-10.879	30.419	19.540	-20.460	40.000	QUASIPeAK
2		240.870	-12.200	41.621	29.421	-16.579	46.000	QUASIPeAK
3		316.783	-9.944	43.492	33.548	-12.452	46.000	QUASIPeAK
4		457.362	-6.670	39.438	32.768	-13.232	46.000	QUASIPeAK
5	*	659.797	-3.559	39.609	36.049	-9.951	46.000	QUASIPeAK
6		962.043	0.509	31.776	32.286	-21.714	54.000	QUASIPeAK

**Note:**

1. All Readings below 1GHz are Quasi-Peak, above 1GHz are performed with peak and/or average measurements as necessary.
2. Measurement Level = Reading Level + Correct Factor.
3. Correct Factor = Antenna factor + Cable loss – Amplifier gain.
4. The emission levels of other frequencies are very lower than the limit and not show in test report.
5. No emission found between lowest internal used/generated frequency to 30MHz.

Product : Intel® Wireless-AC 9560  
 Test Item : General Radiated Emission  
 Test Mode : Mode 2: Transmit (802.11n-20BW\_14.4Mbps) (5580MHz)  
 Test Date : 2019/10/24

**Vertical**



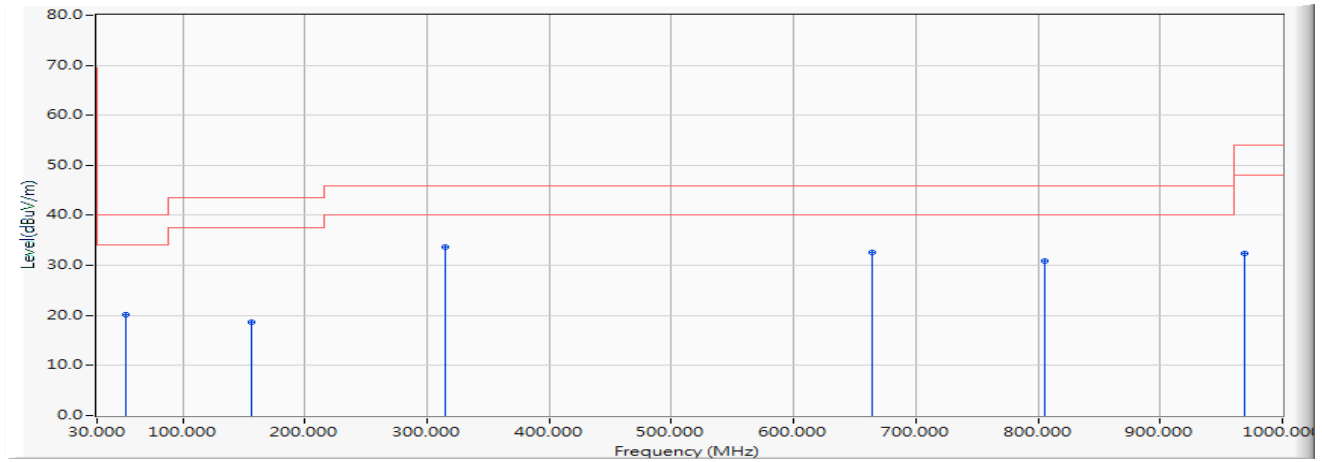
		Frequency (MHz)	Correct Factor (dB)	Reading Level (dBµV)	Measure Level (dBµV/m)	Margin (dB)	Limit (dBµV/m)	Detector Type
1		32.812	-12.011	34.668	22.657	-17.343	40.000	QUASIPeAK
2		157.928	-10.880	28.378	17.498	-26.002	43.500	QUASIPeAK
3	*	318.188	-9.912	49.795	39.884	-6.116	46.000	QUASIPeAK
4		481.261	-6.268	32.635	26.366	-19.634	46.000	QUASIPeAK
5		621.841	-3.871	37.108	33.236	-12.764	46.000	QUASIPeAK
6		985.942	0.824	30.194	31.018	-22.982	54.000	QUASIPeAK

**Note:**

1. All Readings below 1GHz are Quasi-Peak, above 1GHz are performed with peak and/or average measurements as necessary.
2. Measurement Level = Reading Level + Correct Factor.
3. Correct Factor = Antenna factor + Cable loss – Amplifier gain.
4. The emission levels of other frequencies are very lower than the limit and not show in test report.
5. No emission found between lowest internal used/generated frequency to 30MHz.

Product : Intel® Wireless-AC 9560  
 Test Item : General Radiated Emission  
 Test Mode : Mode 2: Transmit (802.11n-20BW\_14.4Mbps) (5720MHz)  
 Test Date : 2019/10/24

**Horizontal**



		Frequency (MHz)	Correct Factor (dB)	Reading Level (dBµV)	Measure Level (dBµV/m)	Margin (dB)	Limit (dBµV/m)	Detector Type
1		53.899	-11.397	31.490	20.093	-19.907	40.000	QUASIPeAK
2		156.522	-10.916	29.653	18.738	-24.762	43.500	QUASIPeAK
3	*	315.377	-9.978	43.543	33.566	-12.434	46.000	QUASIPeAK
4		664.014	-3.500	36.084	32.584	-13.416	46.000	QUASIPeAK
5		806.000	-1.563	32.342	30.779	-15.221	46.000	QUASIPeAK
6		969.072	0.603	31.821	32.424	-21.576	54.000	QUASIPeAK

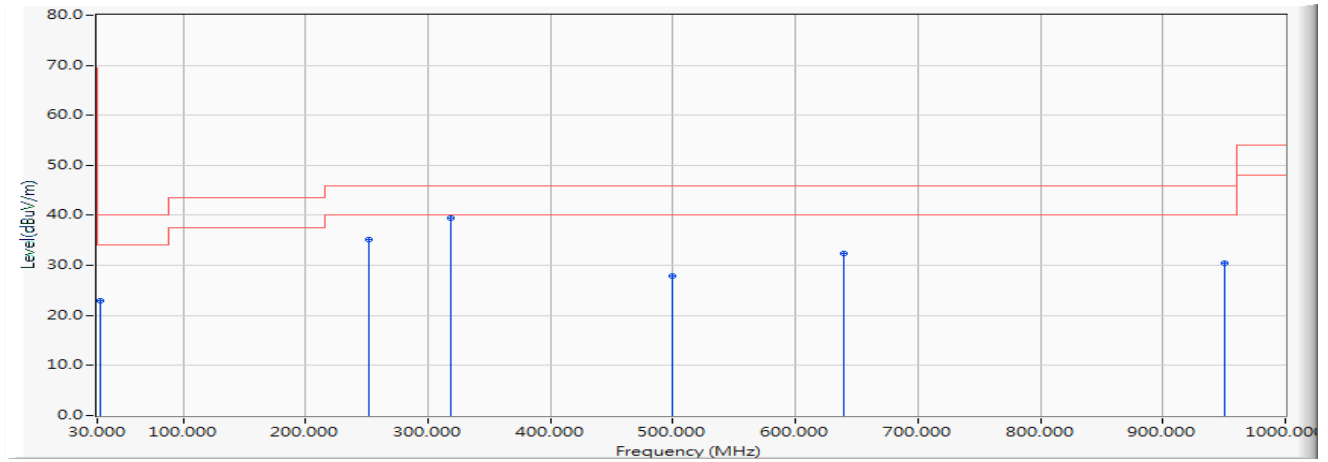
Note:

1. All Readings below 1GHz are Quasi-Peak, above 1GHz are performed with peak and/or average measurements as necessary.
2. Measurement Level = Reading Level + Correct Factor.
3. Correct Factor = Antenna factor + Cable loss – Amplifier gain.
4. The emission levels of other frequencies are very lower than the limit and not show in test report.
5. No emission found between lowest internal used/generated frequency to 30MHz.



Product : Intel® Wireless-AC 9560  
 Test Item : General Radiated Emission  
 Test Mode : Mode 2: Transmit (802.11n-20BW\_14.4Mbps) (5720MHz)  
 Test Date : 2019/10/24

**Vertical**



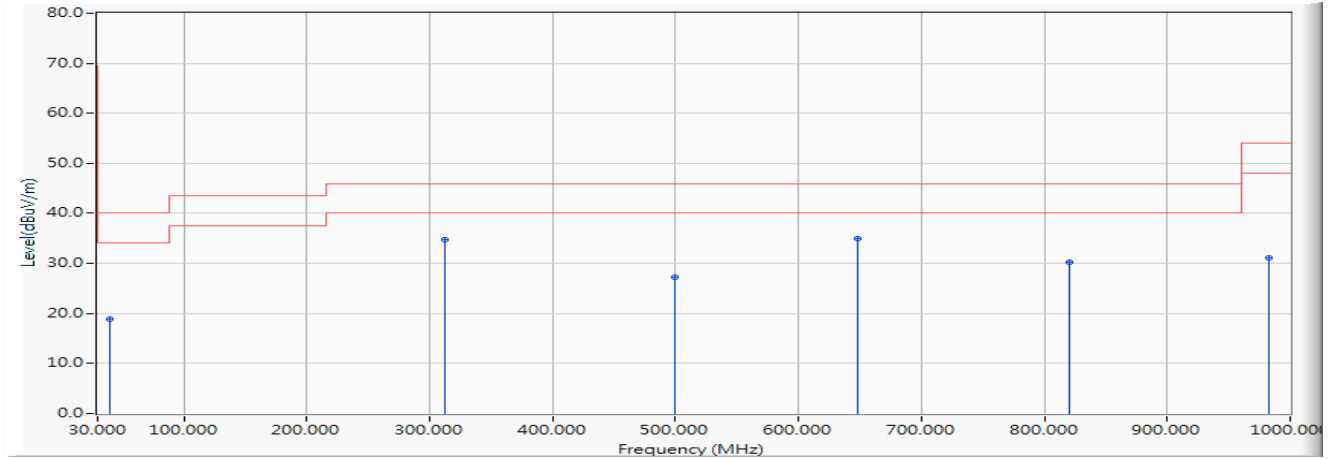
		Frequency (MHz)	Correct Factor (dB)	Reading Level (dBµV)	Measure Level (dBµV/m)	Margin (dB)	Limit (dBµV/m)	Detector Type
1		32.812	-12.011	35.066	23.055	-16.945	40.000	QUASIPeAK
2		252.116	-12.055	47.201	35.147	-10.853	46.000	QUASIPeAK
3	*	318.188	-9.912	49.417	39.506	-6.494	46.000	QUASIPeAK
4		499.536	-5.960	33.929	27.969	-18.031	46.000	QUASIPeAK
5		640.116	-3.756	36.159	32.403	-13.597	46.000	QUASIPeAK
6		950.797	0.359	30.162	30.522	-15.478	46.000	QUASIPeAK

Note:

1. All Readings below 1GHz are Quasi-Peak, above 1GHz are performed with peak and/or average measurements as necessary.
2. Measurement Level = Reading Level + Correct Factor.
3. Correct Factor = Antenna factor + Cable loss – Amplifier gain.
4. The emission levels of other frequencies are very lower than the limit and not show in test report.
5. No emission found between lowest internal used/generated frequency to 30MHz.

Product : Intel® Wireless-AC 9560  
 Test Item : General Radiated Emission  
 Test Mode : Mode 2: Transmit (802.11n-20BW\_14.4Mbps) (5785MHz)  
 Test Date : 2019/10/24

**Horizontal**



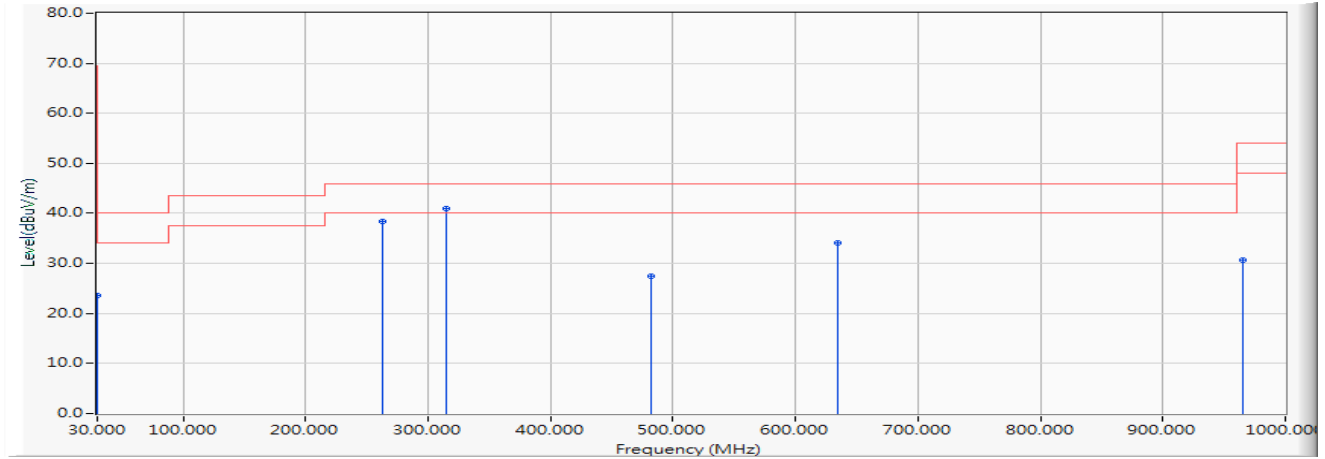
		Frequency (MHz)	Correct Factor (dB)	Reading Level (dBµV)	Measure Level (dBµV/m)	Margin (dB)	Limit (dBµV/m)	Detector Type
1		39.841	-11.156	30.001	18.846	-21.154	40.000	QUASIPeAK
2		312.565	-10.044	44.821	34.778	-11.222	46.000	QUASIPeAK
3		499.536	-5.960	33.261	27.301	-18.699	46.000	QUASIPeAK
4	*	648.551	-3.706	38.756	35.050	-10.950	46.000	QUASIPeAK
5		820.058	-1.344	31.638	30.294	-15.706	46.000	QUASIPeAK
6		983.130	0.787	30.393	31.180	-22.820	54.000	QUASIPeAK

Note:

1. All Readings below 1GHz are Quasi-Peak, above 1GHz are performed with peak and/or average measurements as necessary.
2. Measurement Level = Reading Level + Correct Factor.
3. Correct Factor = Antenna factor + Cable loss – Amplifier gain.
4. The emission levels of other frequencies are very lower than the limit and not show in test report.
5. No emission found between lowest internal used/generated frequency to 30MHz.

Product : Intel® Wireless-AC 9560  
 Test Item : General Radiated Emission  
 Test Mode : Mode 2: Transmit (802.11n-20BW\_14.4Mbps) (5785MHz)  
 Test Date : 2019/10/24

**Vertical**



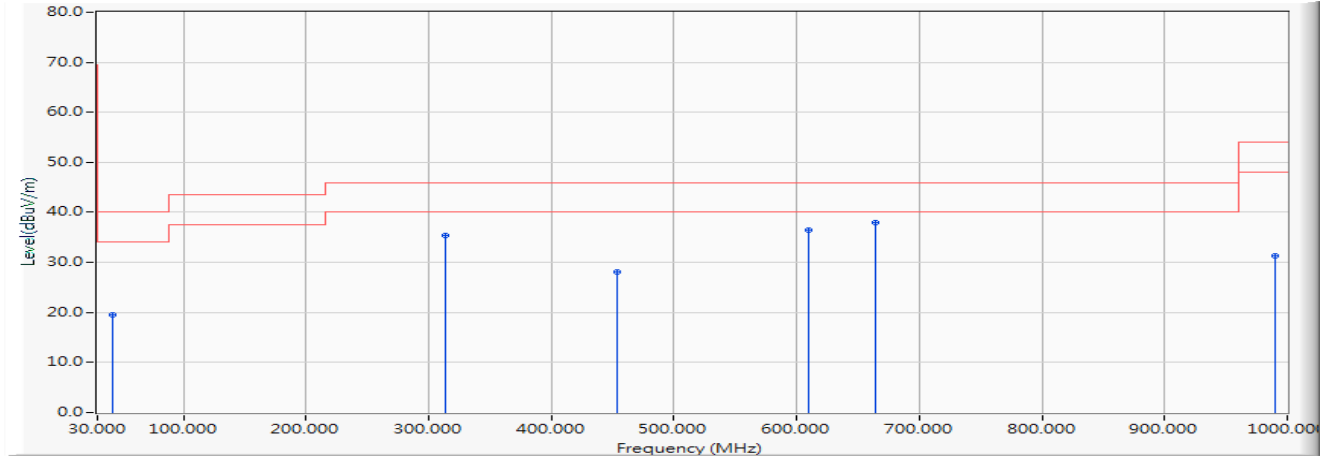
		Frequency (MHz)	Correct Factor (dB)	Reading Level (dBµV)	Measure Level (dBµV/m)	Margin (dB)	Limit (dBµV/m)	Detector Type
1		30.000	-12.240	35.936	23.696	-16.304	40.000	QUASIPeAK
2		263.362	-11.738	50.143	38.404	-7.596	46.000	QUASIPeAK
3	*	315.377	-9.978	50.897	40.920	-5.080	46.000	QUASIPeAK
4		482.667	-6.245	33.711	27.466	-18.534	46.000	QUASIPeAK
5		634.493	-3.792	37.822	34.030	-11.970	46.000	QUASIPeAK
6		964.855	0.548	30.042	30.590	-23.410	54.000	QUASIPeAK

**Note:**

1. All Readings below 1GHz are Quasi-Peak, above 1GHz are performed with peak and/or average measurements as necessary.
2. Measurement Level = Reading Level + Correct Factor.
3. Correct Factor = Antenna factor + Cable loss – Amplifier gain.
4. The emission levels of other frequencies are very lower than the limit and not show in test report.
5. No emission found between lowest internal used/generated frequency to 30MHz.

Product : Intel® Wireless-AC 9560  
 Test Item : General Radiated Emission  
 Test Mode : Mode 3: Transmit (802.11n-40BW\_30Mbps) (5230MHz)  
 Test Date : 2019/10/24

**Horizontal**



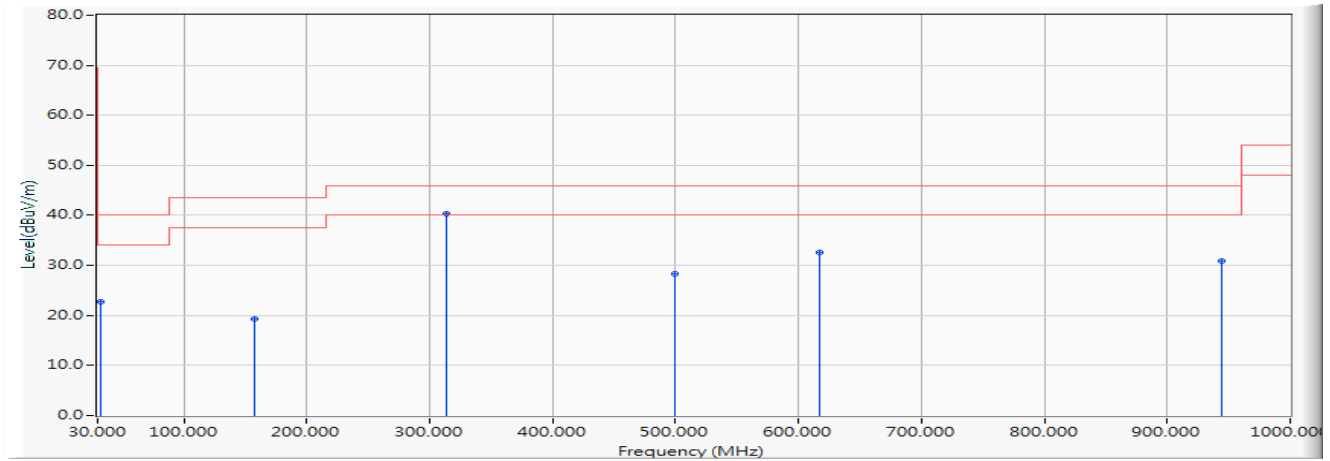
		Frequency (MHz)	Correct Factor (dB)	Reading Level (dBµV)	Measure Level (dBµV/m)	Margin (dB)	Limit (dBµV/m)	Detector Type
1		42.652	-10.961	30.503	19.541	-20.459	40.000	QUASIPEAK
2		313.971	-10.010	45.319	35.309	-10.691	46.000	QUASIPEAK
3		453.145	-6.741	34.918	28.176	-17.824	46.000	QUASIPEAK
4		609.188	-3.948	40.344	36.396	-9.604	46.000	QUASIPEAK
5	*	664.014	-3.500	41.365	37.865	-8.135	46.000	QUASIPEAK
6		990.159	0.879	30.491	31.370	-22.630	54.000	QUASIPEAK

Note:

1. All Readings below 1GHz are Quasi-Peak, above 1GHz are performed with peak and/or average measurements as necessary.
2. Measurement Level = Reading Level + Correct Factor.
3. Correct Factor = Antenna factor + Cable loss – Amplifier gain.
4. The emission levels of other frequencies are very lower than the limit and not show in test report.
5. No emission found between lowest internal used/generated frequency to 30MHz.

Product : Intel® Wireless-AC 9560  
 Test Item : General Radiated Emission  
 Test Mode : Mode 3: Transmit (802.11n-40BW\_30Mbps) (5230MHz)  
 Test Date : 2019/10/24

**Vertical**



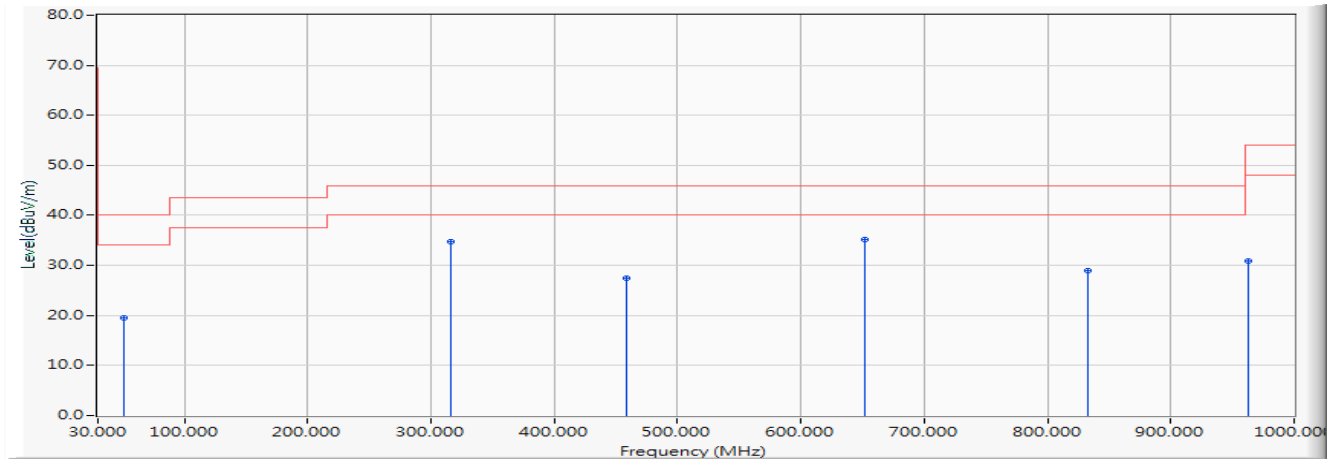
		Frequency (MHz)	Correct Factor (dB)	Reading Level (dBμV)	Measure Level (dBμV/m)	Margin (dB)	Limit (dBμV/m)	Detector Type
1		32.812	-12.011	34.810	22.799	-17.201	40.000	QUASIPeAK
2		157.928	-10.880	30.127	19.247	-24.253	43.500	QUASIPeAK
3	*	313.971	-10.010	50.350	40.340	-5.660	46.000	QUASIPeAK
4		499.536	-5.960	34.257	28.297	-17.703	46.000	QUASIPeAK
5		617.623	-3.897	36.593	32.696	-13.304	46.000	QUASIPeAK
6		943.768	0.279	30.618	30.897	-15.103	46.000	QUASIPeAK

**Note:**

1. All Readings below 1GHz are Quasi-Peak, above 1GHz are performed with peak and/or average measurements as necessary.
2. Measurement Level = Reading Level + Correct Factor.
3. Correct Factor = Antenna factor + Cable loss – Amplifier gain.
4. The emission levels of other frequencies are very lower than the limit and not show in test report.
5. No emission found between lowest internal used/generated frequency to 30MHz.

Product : Intel® Wireless-AC 9560  
 Test Item : General Radiated Emission  
 Test Mode : Mode 3: Transmit (802.11n-40BW\_30Mbps) (5310MHz)  
 Test Date : 2019/10/24

**Horizontal**



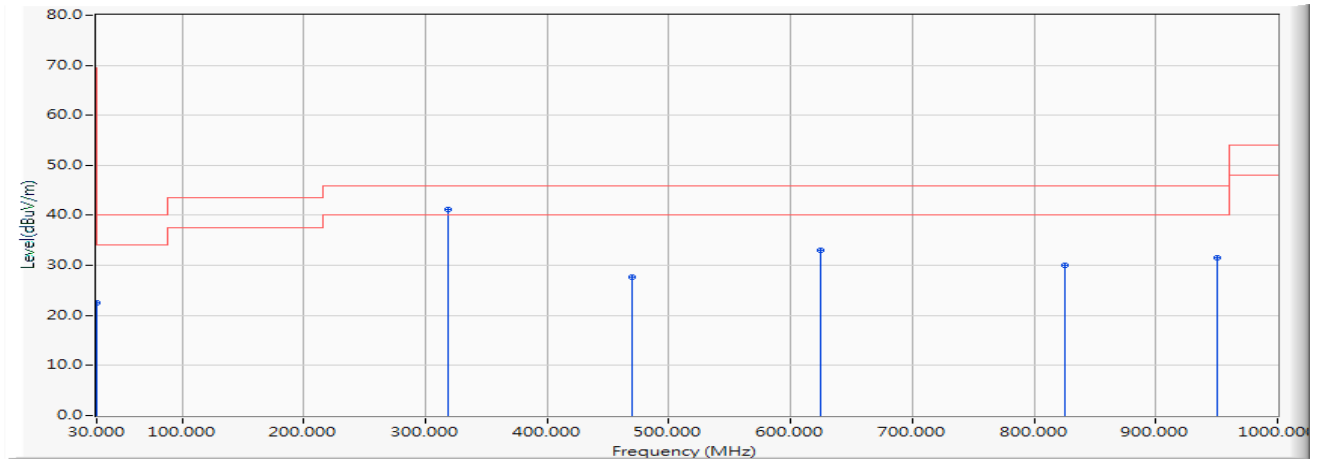
		Frequency (MHz)	Correct Factor (dB)	Reading Level (dBµV)	Measure Level (dBµV/m)	Margin (dB)	Limit (dBµV/m)	Detector Type
1		51.087	-11.048	30.659	19.611	-20.389	40.000	QUASIPEAK
2		316.783	-9.944	44.706	34.762	-11.238	46.000	QUASIPEAK
3		458.768	-6.647	34.064	27.418	-18.582	46.000	QUASIPEAK
4	*	651.362	-3.678	38.851	35.173	-10.827	46.000	QUASIPEAK
5		832.710	-1.146	30.062	28.915	-17.085	46.000	QUASIPEAK
6		963.449	0.529	30.423	30.952	-23.048	54.000	QUASIPEAK

Note:

1. All Readings below 1GHz are Quasi-Peak, above 1GHz are performed with peak and/or average measurements as necessary.
2. Measurement Level = Reading Level + Correct Factor.
3. Correct Factor = Antenna factor + Cable loss – Amplifier gain.
4. The emission levels of other frequencies are very lower than the limit and not show in test report.
5. No emission found between lowest internal used/generated frequency to 30MHz.

Product : Intel® Wireless-AC 9560  
 Test Item : General Radiated Emission  
 Test Mode : Mode 3: Transmit (802.11n-40BW\_30Mbps) (5310MHz)  
 Test Date : 2019/10/24

**Vertical**



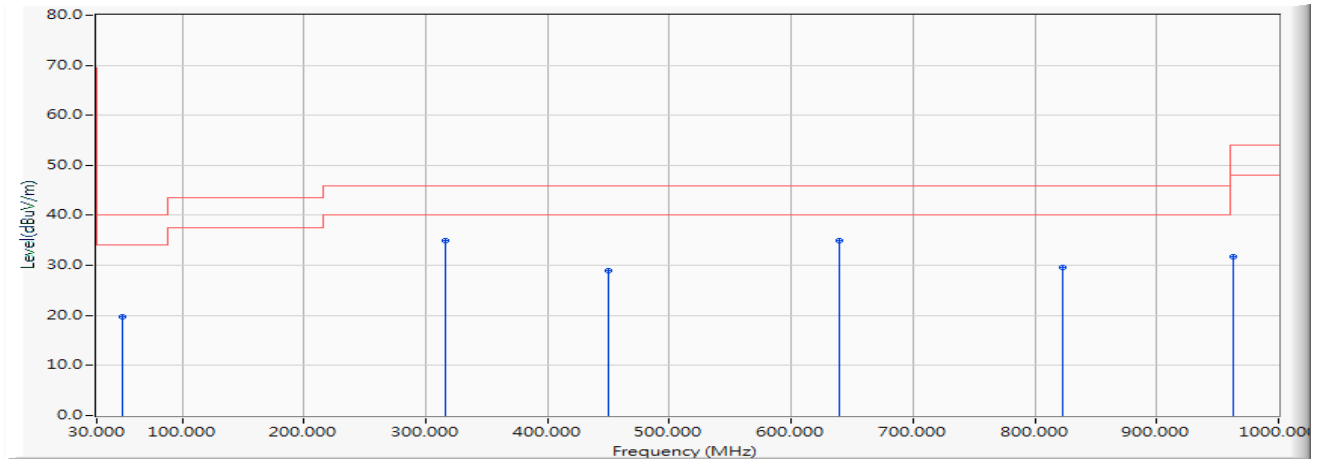
		Frequency (MHz)	Correct Factor (dB)	Reading Level (dBµV)	Measure Level (dBµV/m)	Margin (dB)	Limit (dBµV/m)	Detector Type
1		30.000	-12.240	34.798	22.558	-17.442	40.000	QUASIPeAK
2	*	318.188	-9.912	51.180	41.269	-4.731	46.000	QUASIPeAK
3		470.014	-6.457	34.090	27.633	-18.367	46.000	QUASIPeAK
4		624.652	-3.854	36.829	32.975	-13.025	46.000	QUASIPeAK
5		825.681	-1.255	31.339	30.083	-15.917	46.000	QUASIPeAK
6		950.797	0.359	31.108	31.468	-14.532	46.000	QUASIPeAK

**Note:**

1. All Readings below 1GHz are Quasi-Peak, above 1GHz are performed with peak and/or average measurements as necessary.
2. Measurement Level = Reading Level + Correct Factor.
3. Correct Factor = Antenna factor + Cable loss – Amplifier gain.
4. The emission levels of other frequencies are very lower than the limit and not show in test report.
5. No emission found between lowest internal used/generated frequency to 30MHz.

Product : Intel® Wireless-AC 9560  
 Test Item : General Radiated Emission  
 Test Mode : Mode 3: Transmit (802.11n-40BW\_30Mbps) (5550MHz)  
 Test Date : 2019/10/24

**Horizontal**



		Frequency (MHz)	Correct Factor (dB)	Reading Level (dBµV)	Measure Level (dBµV/m)	Margin (dB)	Limit (dBµV/m)	Detector Type
1		51.087	-11.048	30.838	19.790	-20.210	40.000	QUASIPeAK
2	*	316.783	-9.944	44.991	35.047	-10.953	46.000	QUASIPeAK
3		450.333	-6.789	35.821	29.031	-16.969	46.000	QUASIPeAK
4		640.116	-3.756	38.615	34.859	-11.141	46.000	QUASIPeAK
5		822.870	-1.300	30.997	29.697	-16.303	46.000	QUASIPeAK
6		963.449	0.529	31.133	31.662	-22.338	54.000	QUASIPeAK

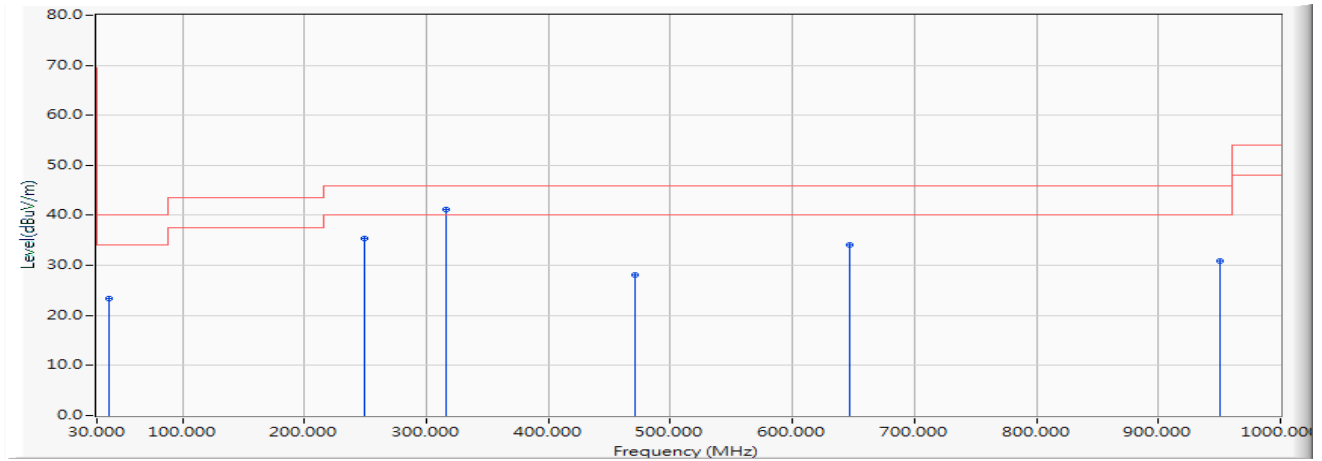
Note:

1. All Readings below 1GHz are Quasi-Peak, above 1GHz are performed with peak and/or average measurements as necessary.
2. Measurement Level = Reading Level + Correct Factor.
3. Correct Factor = Antenna factor + Cable loss – Amplifier gain.
4. The emission levels of other frequencies are very lower than the limit and not show in test report.
5. No emission found between lowest internal used/generated frequency to 30MHz.



Product : Intel® Wireless-AC 9560  
 Test Item : General Radiated Emission  
 Test Mode : Mode 3: Transmit (802.11n-40BW\_30Mbps) (5550MHz)  
 Test Date : 2019/10/24

**Vertical**



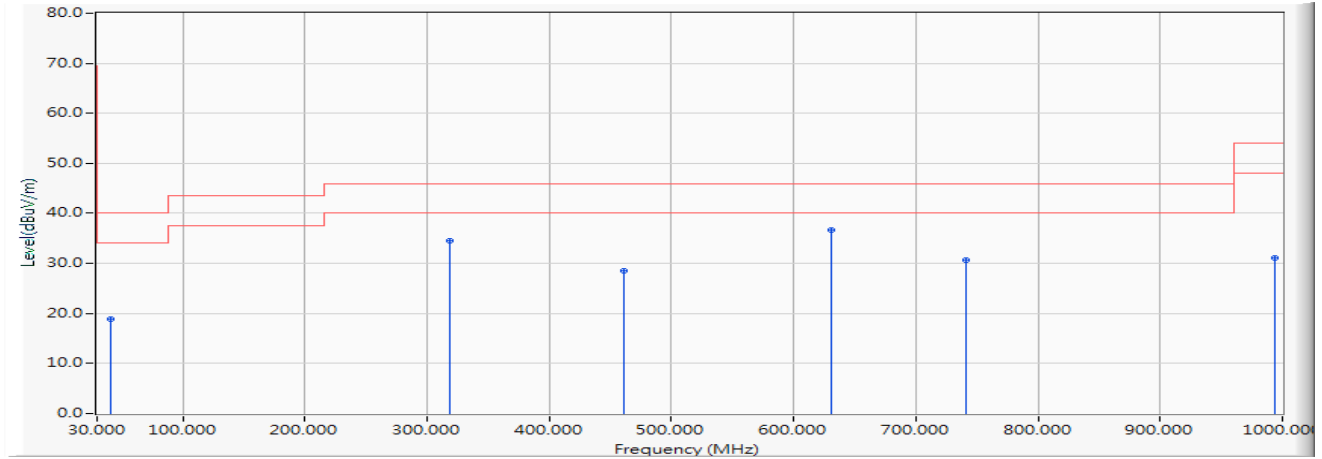
		Frequency (MHz)	Correct Factor (dB)	Reading Level (dBμV)	Measure Level (dBμV/m)	Margin (dB)	Limit (dBμV/m)	Detector Type
1		39.841	-11.156	34.496	23.341	-16.659	40.000	QUASIPeAK
2		249.304	-12.090	47.403	35.312	-10.688	46.000	QUASIPeAK
3	*	316.783	-9.944	51.138	41.194	-4.806	46.000	QUASIPeAK
4		471.420	-6.433	34.631	28.197	-17.803	46.000	QUASIPeAK
5		647.145	-3.714	37.736	34.022	-11.978	46.000	QUASIPeAK
6		950.797	0.359	30.529	30.889	-15.111	46.000	QUASIPeAK

Note:

1. All Readings below 1GHz are Quasi-Peak, above 1GHz are performed with peak and/or average measurements as necessary.
2. Measurement Level = Reading Level + Correct Factor.
3. Correct Factor = Antenna factor + Cable loss – Amplifier gain.
4. The emission levels of other frequencies are very lower than the limit and not show in test report.
5. No emission found between lowest internal used/generated frequency to 30MHz.

Product : Intel® Wireless-AC 9560  
 Test Item : General Radiated Emission  
 Test Mode : Mode 3: Transmit (802.11n-40BW\_30Mbps) (5710MHz)  
 Test Date : 2019/10/24

**Horizontal**



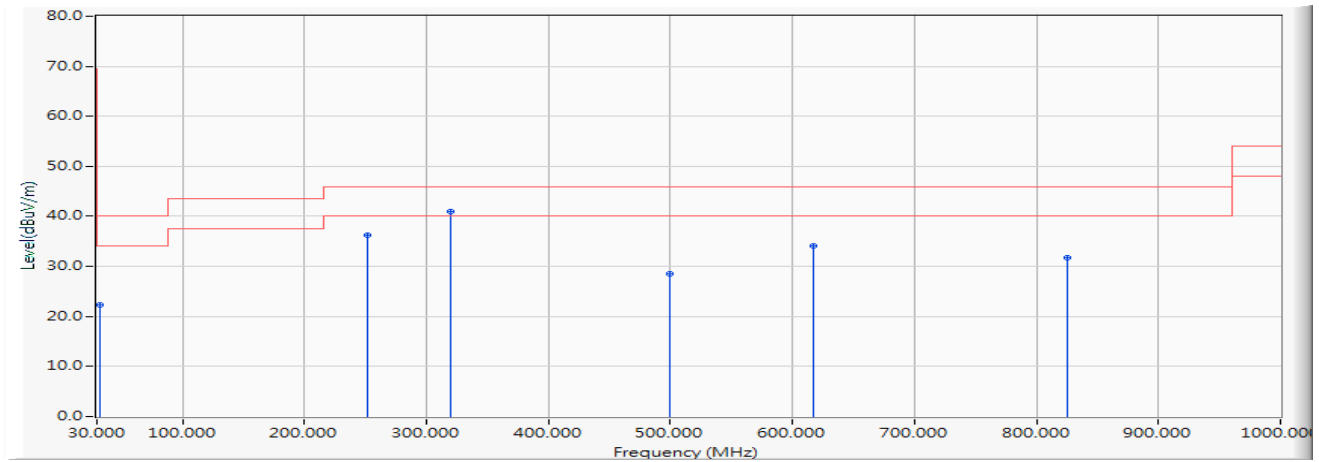
		Frequency (MHz)	Correct Factor (dB)	Reading Level (dBµV)	Measure Level (dBµV/m)	Margin (dB)	Limit (dBµV/m)	Detector Type
1		41.246	-11.050	29.923	18.873	-21.127	40.000	QUASIPeAK
2		318.188	-9.912	44.431	34.520	-11.480	46.000	QUASIPeAK
3		461.580	-6.598	35.141	28.543	-17.457	46.000	QUASIPeAK
4	*	630.275	-3.818	40.461	36.643	-9.357	46.000	QUASIPeAK
5		741.333	-2.191	32.940	30.749	-15.251	46.000	QUASIPeAK
6		994.377	0.933	30.258	31.191	-22.809	54.000	QUASIPeAK

**Note:**

1. All Readings below 1GHz are Quasi-Peak, above 1GHz are performed with peak and/or average measurements as necessary.
2. Measurement Level = Reading Level + Correct Factor.
3. Correct Factor = Antenna factor + Cable loss – Amplifier gain.
4. The emission levels of other frequencies are very lower than the limit and not show in test report.
5. No emission found between lowest internal used/generated frequency to 30MHz.

Product : Intel® Wireless-AC 9560  
 Test Item : General Radiated Emission  
 Test Mode : Mode 3: Transmit (802.11n-40BW\_30Mbps) (5710MHz)  
 Test Date : 2019/10/24

**Vertical**



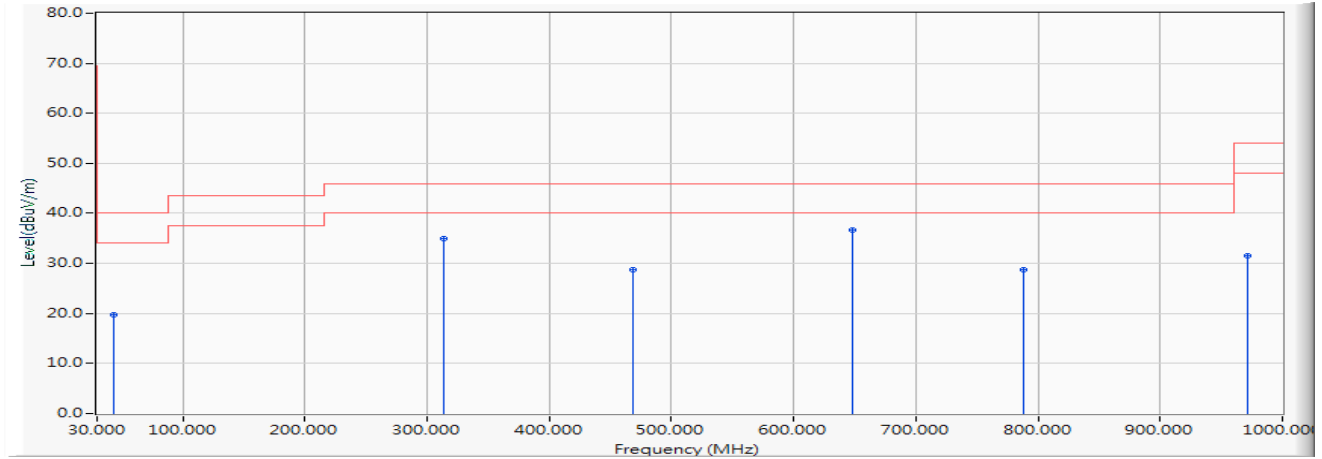
		Frequency (MHz)	Correct Factor (dB)	Reading Level (dBµV)	Measure Level (dBµV/m)	Margin (dB)	Limit (dBµV/m)	Detector Type
1		32.812	-12.011	34.347	22.336	-17.664	40.000	QUASIPeAK
2		252.116	-12.055	48.298	36.244	-9.756	46.000	QUASIPeAK
3	*	319.594	-9.880	50.907	41.027	-4.973	46.000	QUASIPeAK
4		499.536	-5.960	34.544	28.584	-17.416	46.000	QUASIPeAK
5		617.623	-3.897	37.952	34.055	-11.945	46.000	QUASIPeAK
6		825.681	-1.255	33.051	31.795	-14.205	46.000	QUASIPeAK

**Note:**

1. All Readings below 1GHz are Quasi-Peak, above 1GHz are performed with peak and/or average measurements as necessary.
2. Measurement Level = Reading Level + Correct Factor.
3. Correct Factor = Antenna factor + Cable loss – Amplifier gain.
4. The emission levels of other frequencies are very lower than the limit and not show in test report.
5. No emission found between lowest internal used/generated frequency to 30MHz.

Product : Intel® Wireless-AC 9560  
 Test Item : General Radiated Emission  
 Test Mode : Mode 3: Transmit (802.11n-40BW\_30Mbps) (5795MHz)  
 Test Date : 2019/10/24

**Horizontal**



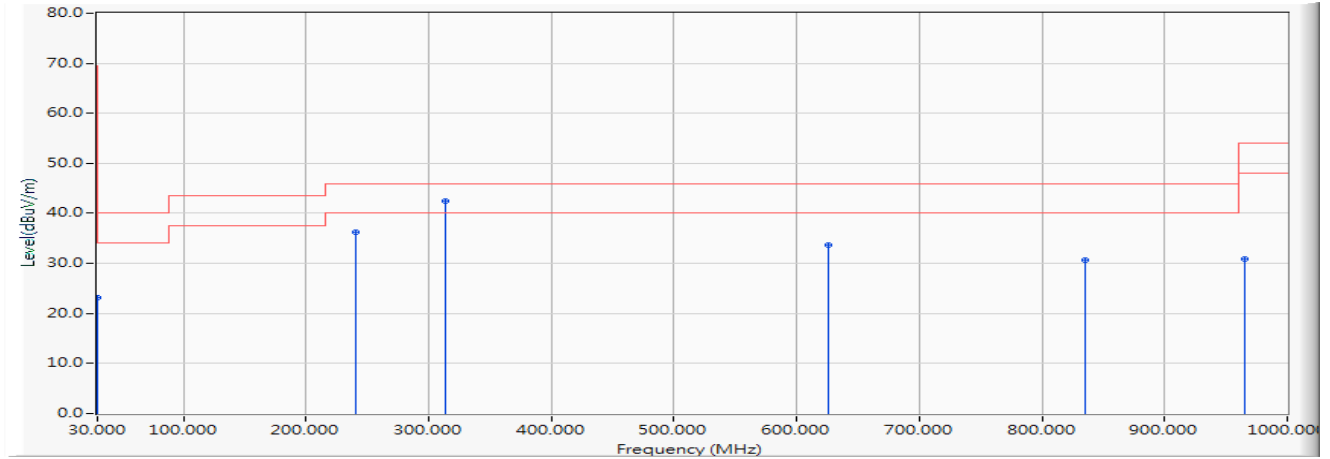
		Frequency (MHz)	Correct Factor (dB)	Reading Level (dBµV)	Measure Level (dBµV/m)	Margin (dB)	Limit (dBµV/m)	Detector Type
1		44.058	-10.875	30.572	19.696	-20.304	40.000	QUASIPeAK
2		313.971	-10.010	45.030	35.020	-10.980	46.000	QUASIPeAK
3		468.609	-6.481	35.280	28.800	-17.200	46.000	QUASIPeAK
4	*	648.551	-3.706	40.276	36.570	-9.430	46.000	QUASIPeAK
5		787.725	-1.752	30.539	28.787	-17.213	46.000	QUASIPeAK
6		971.884	0.639	30.925	31.564	-22.436	54.000	QUASIPeAK

Note:

1. All Readings below 1GHz are Quasi-Peak, above 1GHz are performed with peak and/or average measurements as necessary.
2. Measurement Level = Reading Level + Correct Factor.
3. Correct Factor = Antenna factor + Cable loss – Amplifier gain.
4. The emission levels of other frequencies are very lower than the limit and not show in test report.
5. No emission found between lowest internal used/generated frequency to 30MHz.

Product : Intel® Wireless-AC 9560  
 Test Item : General Radiated Emission  
 Test Mode : Mode 3: Transmit (802.11n-40BW\_30Mbps) (5795MHz)  
 Test Date : 2019/10/24

**Vertical**



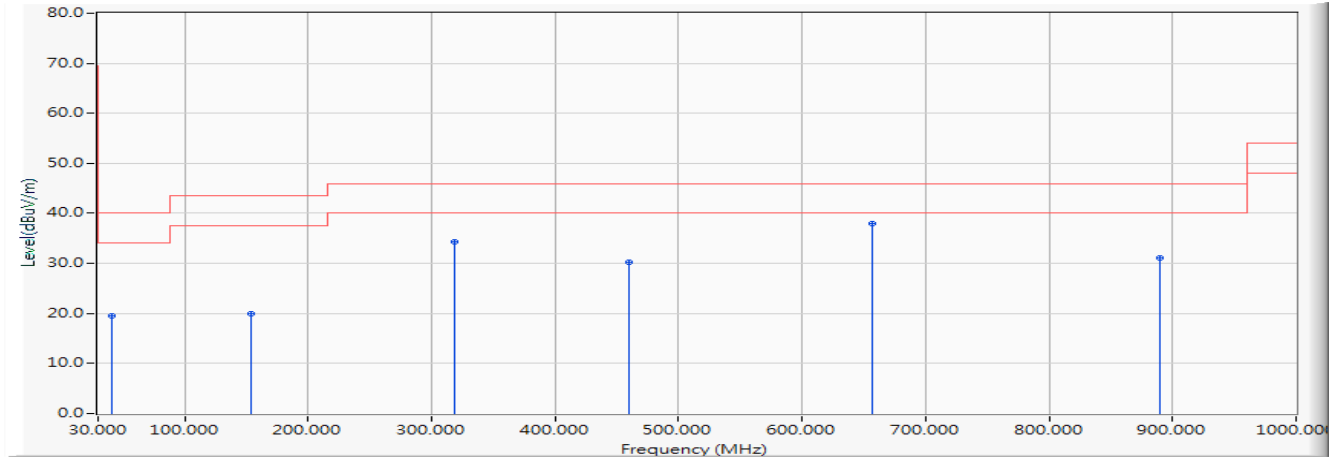
		Frequency (MHz)	Correct Factor (dB)	Reading Level (dBµV)	Measure Level (dBµV/m)	Margin (dB)	Limit (dBµV/m)	Detector Type
1		30.000	-12.240	35.415	23.175	-16.825	40.000	QUASIPeAK
2		240.870	-12.200	48.544	36.344	-9.656	46.000	QUASIPeAK
3	*	313.971	-10.010	52.386	42.376	-3.624	46.000	QUASIPeAK
4		626.058	-3.846	37.616	33.770	-12.230	46.000	QUASIPeAK
5		835.522	-1.103	31.753	30.650	-15.350	46.000	QUASIPeAK
6		964.855	0.548	30.300	30.848	-23.152	54.000	QUASIPeAK

**Note:**

1. All Readings below 1GHz are Quasi-Peak, above 1GHz are performed with peak and/or average measurements as necessary.
2. Measurement Level = Reading Level + Correct Factor.
3. Correct Factor = Antenna factor + Cable loss – Amplifier gain.
4. The emission levels of other frequencies are very lower than the limit and not show in test report.
5. No emission found between lowest internal used/generated frequency to 30MHz.

Product : Intel® Wireless-AC 9560  
 Test Item : General Radiated Emission  
 Test Mode : Mode 4: Transmit (802.11ac-80BW\_65Mbps) (5210MHz)  
 Test Date : 2019/10/24

**Horizontal**



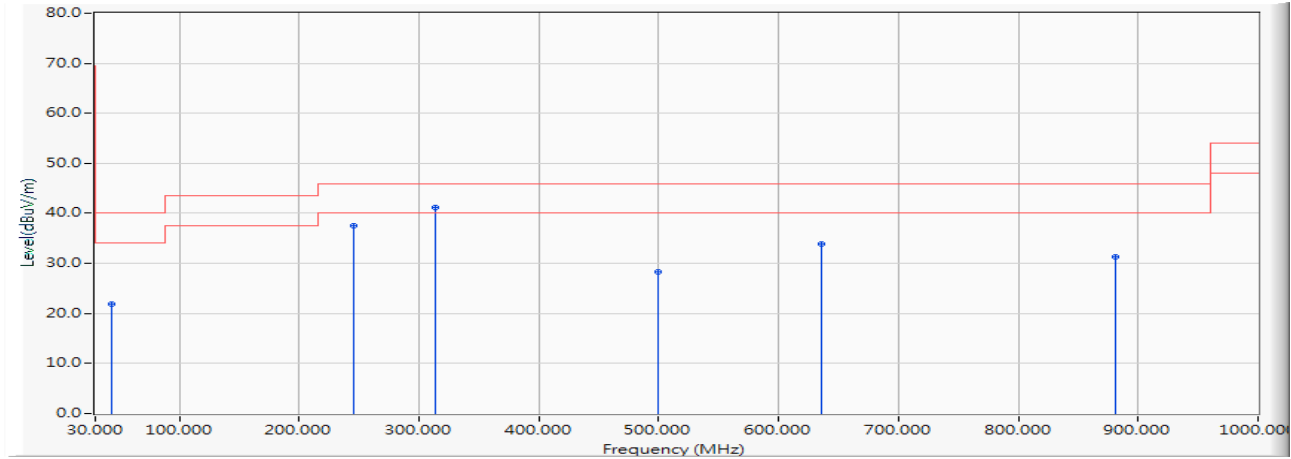
		Frequency (MHz)	Correct Factor (dB)	Reading Level (dBµV)	Measure Level (dBµV/m)	Margin (dB)	Limit (dBµV/m)	Detector Type
1		41.246	-11.050	30.509	19.459	-20.541	40.000	QUASIPeAK
2		153.710	-10.986	30.872	19.886	-23.614	43.500	QUASIPeAK
3		318.188	-9.912	44.255	34.344	-11.656	46.000	QUASIPeAK
4		460.174	-6.621	36.908	30.287	-15.713	46.000	QUASIPeAK
5	*	656.986	-3.599	41.647	38.048	-7.952	46.000	QUASIPeAK
6		890.348	-0.331	31.334	31.003	-14.997	46.000	QUASIPeAK

Note:

1. All Readings below 1GHz are Quasi-Peak, above 1GHz are performed with peak and/or average measurements as necessary.
2. Measurement Level = Reading Level + Correct Factor.
3. Correct Factor = Antenna factor + Cable loss – Amplifier gain.
4. The emission levels of other frequencies are very lower than the limit and not show in test report.
5. No emission found between lowest internal used/generated frequency to 30MHz.

Product : Intel® Wireless-AC 9560  
 Test Item : General Radiated Emission  
 Test Mode : Mode 4: Transmit (802.11ac-80BW\_65Mbps) (5210MHz)  
 Test Date : 2019/10/24

**Vertical**



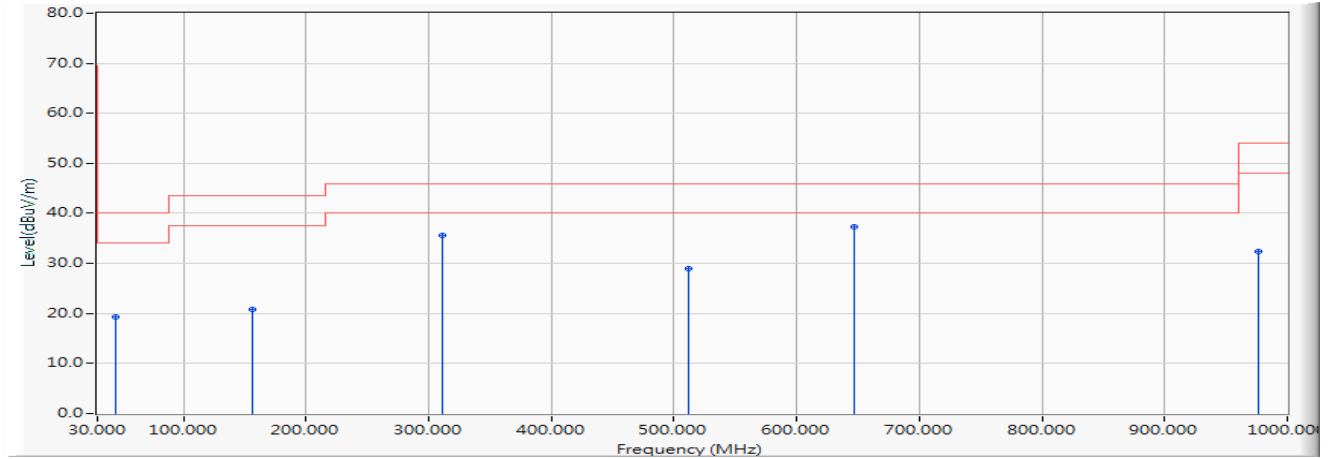
		Frequency (MHz)	Correct Factor (dB)	Reading Level (dBμV)	Measure Level (dBμV/m)	Margin (dB)	Limit (dBμV/m)	Detector Type
1		44.058	-10.875	32.658	21.782	-18.218	40.000	QUASIPEAK
2		245.087	-12.146	49.622	37.476	-8.524	46.000	QUASIPEAK
3	*	313.971	-10.010	51.194	41.184	-4.816	46.000	QUASIPEAK
4		499.536	-5.960	34.233	28.273	-17.727	46.000	QUASIPEAK
5		635.899	-3.784	37.632	33.849	-12.151	46.000	QUASIPEAK
6		880.507	-0.465	31.696	31.232	-14.768	46.000	QUASIPEAK

Note:

1. All Readings below 1GHz are Quasi-Peak, above 1GHz are performed with peak and/or average measurements as necessary.
2. Measurement Level = Reading Level + Correct Factor.
3. Correct Factor = Antenna factor + Cable loss – Amplifier gain.
4. The emission levels of other frequencies are very lower than the limit and not show in test report.
5. No emission found between lowest internal used/generated frequency to 30MHz.

Product : Intel® Wireless-AC 9560  
 Test Item : General Radiated Emission  
 Test Mode : Mode 4: Transmit (802.11ac-80BW\_65Mbps) (5290MHz)  
 Test Date : 2019/10/24

**Horizontal**



		Frequency (MHz)	Correct Factor (dB)	Reading Level (dBµV)	Measure Level (dBµV/m)	Margin (dB)	Limit (dBµV/m)	Detector Type
1		45.464	-10.829	30.039	19.210	-20.790	40.000	QUASIPeAK
2		156.522	-10.916	31.766	20.851	-22.649	43.500	QUASIPeAK
3		311.159	-10.076	45.646	35.570	-10.430	46.000	QUASIPeAK
4		512.188	-5.766	34.773	29.007	-16.993	46.000	QUASIPeAK
5	*	647.145	-3.714	40.957	37.243	-8.757	46.000	QUASIPeAK
6		976.101	0.695	31.738	32.434	-21.566	54.000	QUASIPeAK

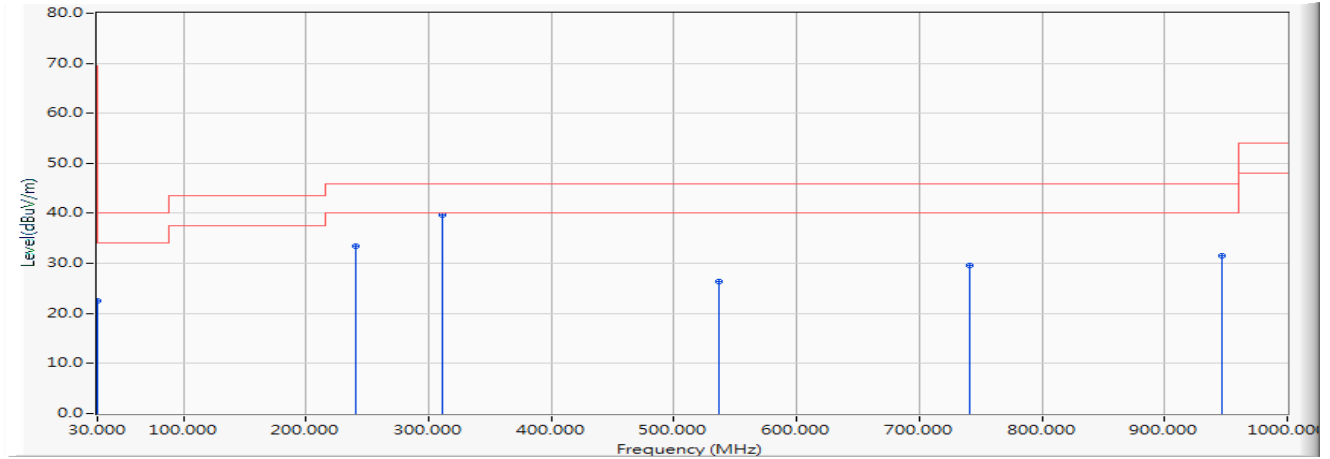
Note:

1. All Readings below 1GHz are Quasi-Peak, above 1GHz are performed with peak and/or average measurements as necessary.
2. Measurement Level = Reading Level + Correct Factor.
3. Correct Factor = Antenna factor + Cable loss – Amplifier gain.
4. The emission levels of other frequencies are very lower than the limit and not show in test report.
5. No emission found between lowest internal used/generated frequency to 30MHz.



Product : Intel® Wireless-AC 9560  
 Test Item : General Radiated Emission  
 Test Mode : Mode 4: Transmit (802.11ac-80BW\_65Mbps) (5290MHz)  
 Test Date : 2019/10/24

**Vertical**



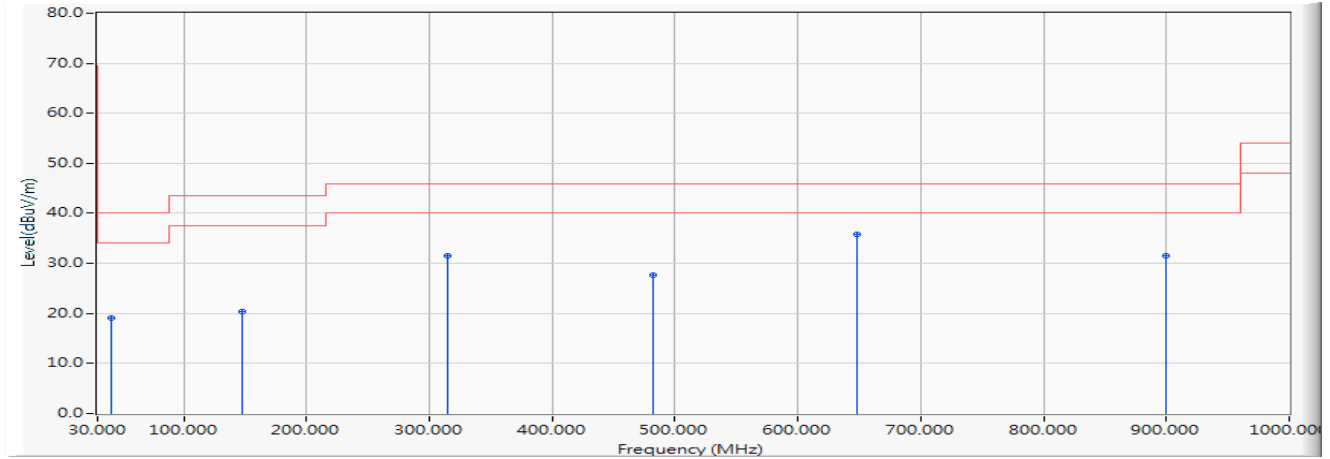
		Frequency (MHz)	Correct Factor (dB)	Reading Level (dBµV)	Measure Level (dBµV/m)	Margin (dB)	Limit (dBµV/m)	Detector Type
1		30.000	-12.240	34.861	22.621	-17.379	40.000	QUASIPEAK
2		240.870	-12.200	45.635	33.435	-12.565	46.000	QUASIPEAK
3	*	311.159	-10.076	49.685	39.609	-6.391	46.000	QUASIPEAK
4		536.087	-5.396	31.744	26.348	-19.652	46.000	QUASIPEAK
5		741.333	-2.191	31.860	29.669	-16.331	46.000	QUASIPEAK
6		946.580	0.310	31.223	31.533	-14.467	46.000	QUASIPEAK

**Note:**

1. All Readings below 1GHz are Quasi-Peak, above 1GHz are performed with peak and/or average measurements as necessary.
2. Measurement Level = Reading Level + Correct Factor.
3. Correct Factor = Antenna factor + Cable loss – Amplifier gain.
4. The emission levels of other frequencies are very lower than the limit and not show in test report.
5. No emission found between lowest internal used/generated frequency to 30MHz.

Product : Intel® Wireless-AC 9560  
 Test Item : General Radiated Emission  
 Test Mode : Mode 4: Transmit (802.11ac-80BW\_65Mbps) (5530MHz)  
 Test Date : 2019/10/24

**Horizontal**



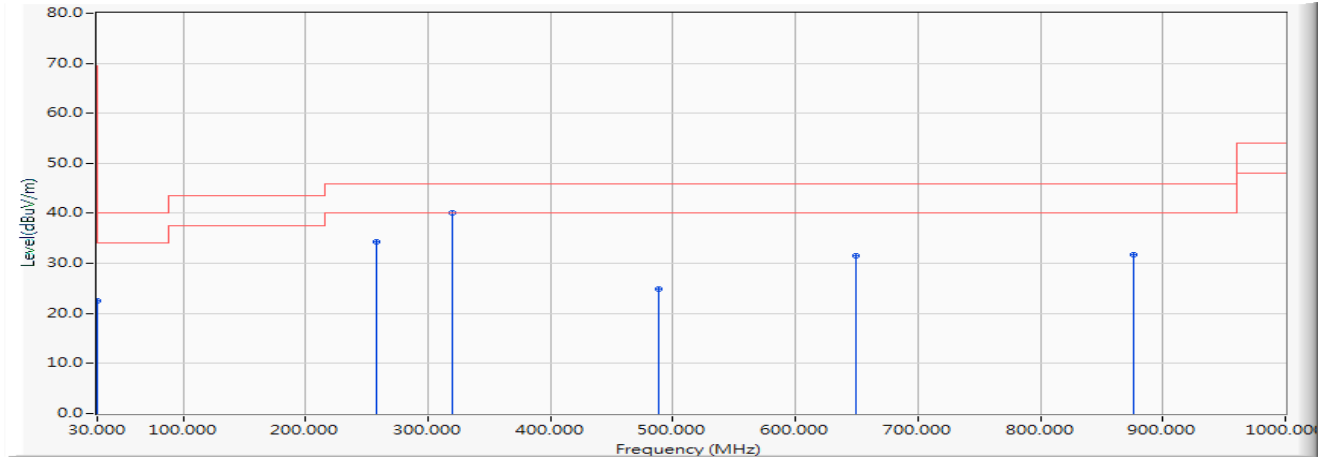
		Frequency (MHz)	Correct Factor (dB)	Reading Level (dBµV)	Measure Level (dBµV/m)	Margin (dB)	Limit (dBµV/m)	Detector Type
1		41.246	-11.050	30.138	19.088	-20.912	40.000	QUASIPeAK
2		148.087	-11.146	31.557	20.411	-23.089	43.500	QUASIPeAK
3		315.377	-9.978	41.558	31.581	-14.419	46.000	QUASIPeAK
4		482.667	-6.245	33.922	27.677	-18.323	46.000	QUASIPeAK
5	*	648.551	-3.706	39.545	35.839	-10.161	46.000	QUASIPeAK
6		900.188	-0.198	31.717	31.519	-14.481	46.000	QUASIPeAK

Note:

1. All Readings below 1GHz are Quasi-Peak, above 1GHz are performed with peak and/or average measurements as necessary.
2. Measurement Level = Reading Level + Correct Factor.
3. Correct Factor = Antenna factor + Cable loss – Amplifier gain.
4. The emission levels of other frequencies are very lower than the limit and not show in test report.
5. No emission found between lowest internal used/generated frequency to 30MHz.

Product : Intel® Wireless-AC 9560  
 Test Item : General Radiated Emission  
 Test Mode : Mode 4: Transmit (802.11ac-80BW\_65Mbps) (5530MHz)  
 Test Date : 2019/10/24

**Vertical**



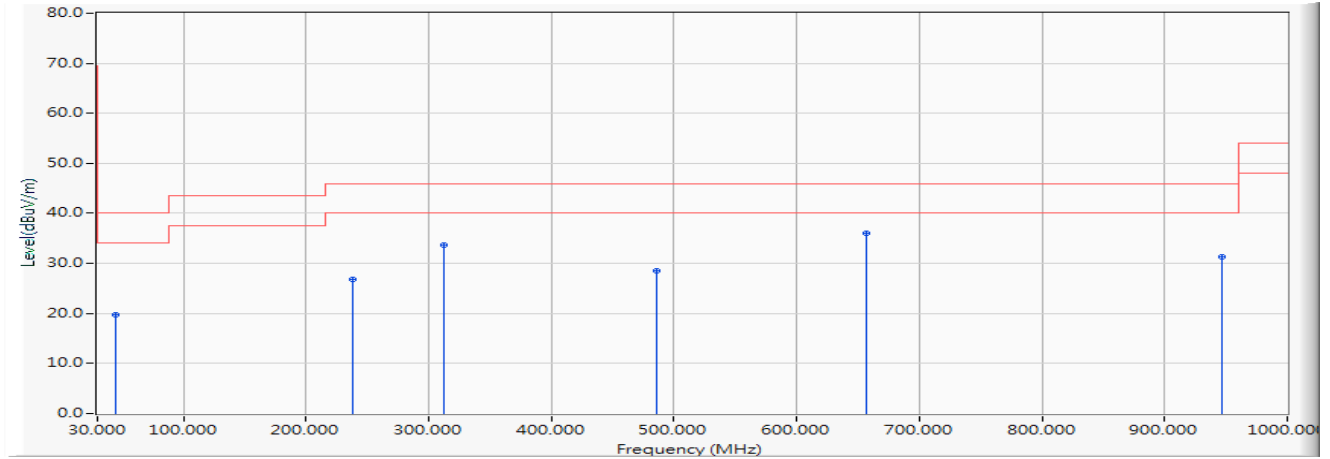
		Frequency (MHz)	Correct Factor (dB)	Reading Level (dBµV)	Measure Level (dBµV/m)	Margin (dB)	Limit (dBµV/m)	Detector Type
1		30.000	-12.240	34.819	22.579	-17.421	40.000	QUASIPeAK
2		257.739	-11.981	46.272	34.291	-11.709	46.000	QUASIPeAK
3	*	319.594	-9.880	50.068	40.188	-5.812	46.000	QUASIPeAK
4		488.290	-6.149	30.949	24.799	-21.201	46.000	QUASIPeAK
5		649.957	-3.696	35.124	31.428	-14.572	46.000	QUASIPeAK
6		876.290	-0.521	32.217	31.696	-14.304	46.000	QUASIPeAK

Note:

1. All Readings below 1GHz are Quasi-Peak, above 1GHz are performed with peak and/or average measurements as necessary.
2. Measurement Level = Reading Level + Correct Factor.
3. Correct Factor = Antenna factor + Cable loss – Amplifier gain.
4. The emission levels of other frequencies are very lower than the limit and not show in test report.
5. No emission found between lowest internal used/generated frequency to 30MHz.

Product : Intel® Wireless-AC 9560  
 Test Item : General Radiated Emission  
 Test Mode : Mode 4: Transmit (802.11ac-80BW\_65Mbps) (5775MHz)  
 Test Date : 2019/10/24

**Horizontal**



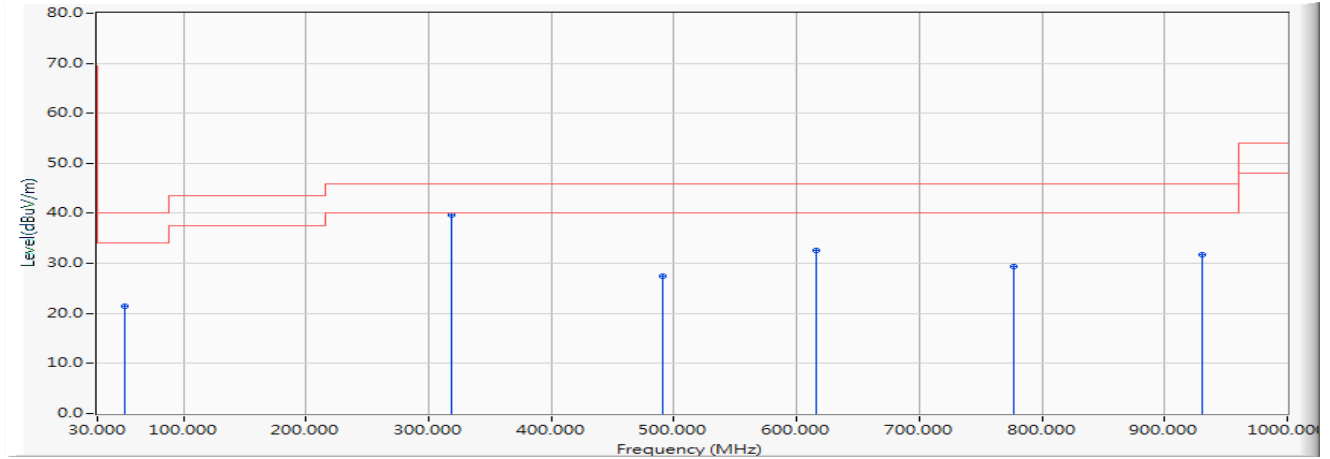
		Frequency (MHz)	Correct Factor (dB)	Reading Level (dBµV)	Measure Level (dBµV/m)	Margin (dB)	Limit (dBµV/m)	Detector Type
1		45.464	-10.829	30.482	19.653	-20.347	40.000	QUASIPEAK
2		238.058	-12.352	39.066	26.713	-19.287	46.000	QUASIPEAK
3		312.565	-10.044	43.788	33.745	-12.255	46.000	QUASIPEAK
4		485.478	-6.197	34.708	28.511	-17.489	46.000	QUASIPEAK
5	*	656.986	-3.599	39.722	36.123	-9.877	46.000	QUASIPEAK
6		946.580	0.310	31.048	31.358	-14.642	46.000	QUASIPEAK

Note:

1. All Readings below 1GHz are Quasi-Peak, above 1GHz are performed with peak and/or average measurements as necessary.
2. Measurement Level = Reading Level + Correct Factor.
3. Correct Factor = Antenna factor + Cable loss – Amplifier gain.
4. The emission levels of other frequencies are very lower than the limit and not show in test report.
5. No emission found between lowest internal used/generated frequency to 30MHz.

Product : Intel® Wireless-AC 9560  
 Test Item : General Radiated Emission  
 Test Mode : Mode 4: Transmit (802.11ac-80BW\_65Mbps) (5775MHz)  
 Test Date : 2019/10/24

**Vertical**



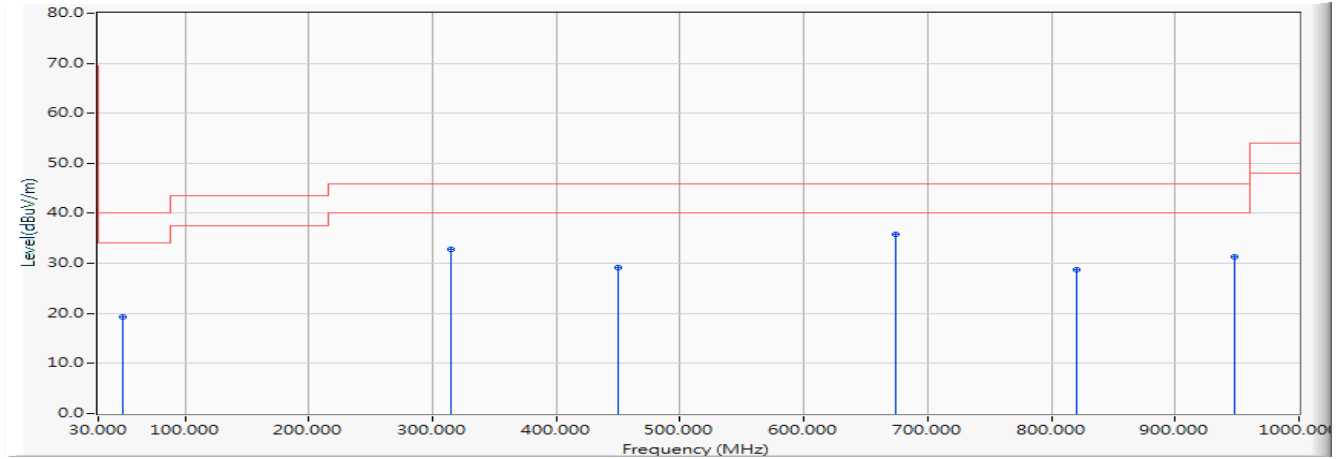
		Frequency (MHz)	Correct Factor (dB)	Reading Level (dBµV)	Measure Level (dBµV/m)	Margin (dB)	Limit (dBµV/m)	Detector Type
1		52.493	-11.223	32.751	21.528	-18.472	40.000	QUASIPEAK
2	*	318.188	-9.912	49.659	39.748	-6.252	46.000	QUASIPEAK
3		491.101	-6.102	33.602	27.499	-18.501	46.000	QUASIPEAK
4		616.217	-3.906	36.428	32.522	-13.478	46.000	QUASIPEAK
5		776.478	-1.834	31.154	29.319	-16.681	46.000	QUASIPEAK
6		931.116	0.143	31.592	31.735	-14.265	46.000	QUASIPEAK

**Note:**

1. All Readings below 1GHz are Quasi-Peak, above 1GHz are performed with peak and/or average measurements as necessary.
2. Measurement Level = Reading Level + Correct Factor.
3. Correct Factor = Antenna factor + Cable loss – Amplifier gain.
4. The emission levels of other frequencies are very lower than the limit and not show in test report.
5. No emission found between lowest internal used/generated frequency to 30MHz.

Product : Intel® Wireless-AC 9560  
 Test Item : General Radiated Emission  
 Test Mode : Mode 5: Transmit (802.11ac-160BW\_130Mbps) (5250MHz)  
 Test Date : 2019/10/24

**Horizontal**



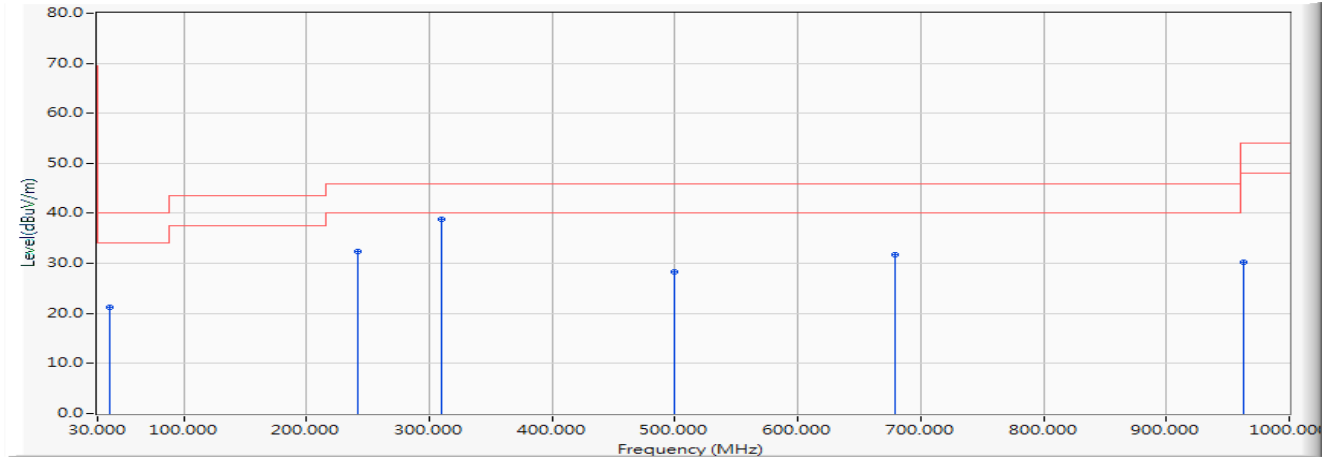
		Frequency (MHz)	Correct Factor (dB)	Reading Level (dBµV)	Measure Level (dBµV/m)	Margin (dB)	Limit (dBµV/m)	Detector Type
1		49.681	-10.918	30.272	19.353	-20.647	40.000	QUASIPeAK
2		315.377	-9.978	42.693	32.716	-13.284	46.000	QUASIPeAK
3		450.333	-6.789	35.879	29.089	-16.911	46.000	QUASIPeAK
4	*	673.855	-3.360	39.214	35.854	-10.146	46.000	QUASIPeAK
5		820.058	-1.344	30.090	28.746	-17.254	46.000	QUASIPeAK
6		947.986	0.327	31.080	31.407	-14.593	46.000	QUASIPeAK

Note:

1. All Readings below 1GHz are Quasi-Peak, above 1GHz are performed with peak and/or average measurements as necessary.
2. Measurement Level = Reading Level + Correct Factor.
3. Correct Factor = Antenna factor + Cable loss – Amplifier gain.
4. The emission levels of other frequencies are very lower than the limit and not show in test report.
5. No emission found between lowest internal used/generated frequency to 30MHz.

Product : Intel® Wireless-AC 9560  
 Test Item : General Radiated Emission  
 Test Mode : Mode 5: Transmit (802.11ac-160BW\_130Mbps) (5250MHz)  
 Test Date : 2019/10/24

**Vertical**



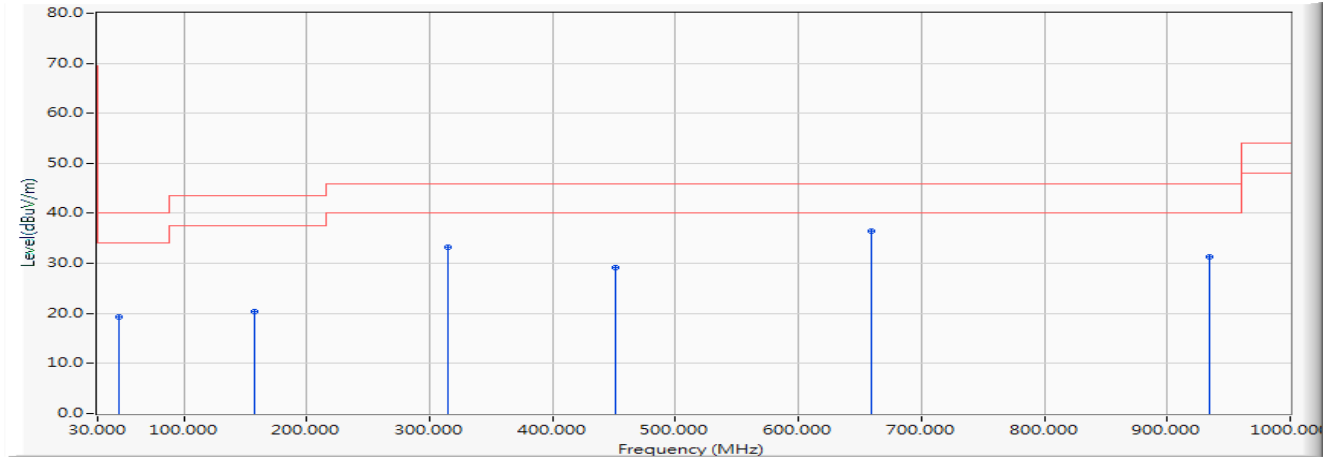
		Frequency (MHz)	Correct Factor (dB)	Reading Level (dBµV)	Measure Level (dBµV/m)	Margin (dB)	Limit (dBµV/m)	Detector Type
1		39.841	-11.156	32.464	21.309	-18.691	40.000	QUASIPeAK
2		242.275	-12.182	44.522	32.339	-13.661	46.000	QUASIPeAK
3	*	309.754	-10.110	48.827	38.717	-7.283	46.000	QUASIPeAK
4		499.536	-5.960	34.377	28.417	-17.583	46.000	QUASIPeAK
5		679.478	-3.280	35.006	31.726	-14.274	46.000	QUASIPeAK
6		963.449	0.529	29.642	30.171	-23.829	54.000	QUASIPeAK

**Note:**

1. All Readings below 1GHz are Quasi-Peak, above 1GHz are performed with peak and/or average measurements as necessary.
2. Measurement Level = Reading Level + Correct Factor.
3. Correct Factor = Antenna factor + Cable loss – Amplifier gain.
4. The emission levels of other frequencies are very lower than the limit and not show in test report.
5. No emission found between lowest internal used/generated frequency to 30MHz.

Product : Intel® Wireless-AC 9560  
 Test Item : General Radiated Emission  
 Test Mode : Mode 5: Transmit (802.11ac-160BW\_130Mbps) (5570MHz)  
 Test Date : 2019/10/24

**Horizontal**



		Frequency (MHz)	Correct Factor (dB)	Reading Level (dBµV)	Measure Level (dBµV/m)	Margin (dB)	Limit (dBµV/m)	Detector Type
1		46.870	-10.852	30.080	19.227	-20.773	40.000	QUASIPeAK
2		157.928	-10.880	31.216	20.336	-23.164	43.500	QUASIPeAK
3		315.377	-9.978	43.171	33.194	-12.806	46.000	QUASIPeAK
4		451.739	-6.767	35.865	29.099	-16.901	46.000	QUASIPeAK
5	*	659.797	-3.559	40.114	36.554	-9.446	46.000	QUASIPeAK
6		933.928	0.173	31.145	31.318	-14.682	46.000	QUASIPeAK

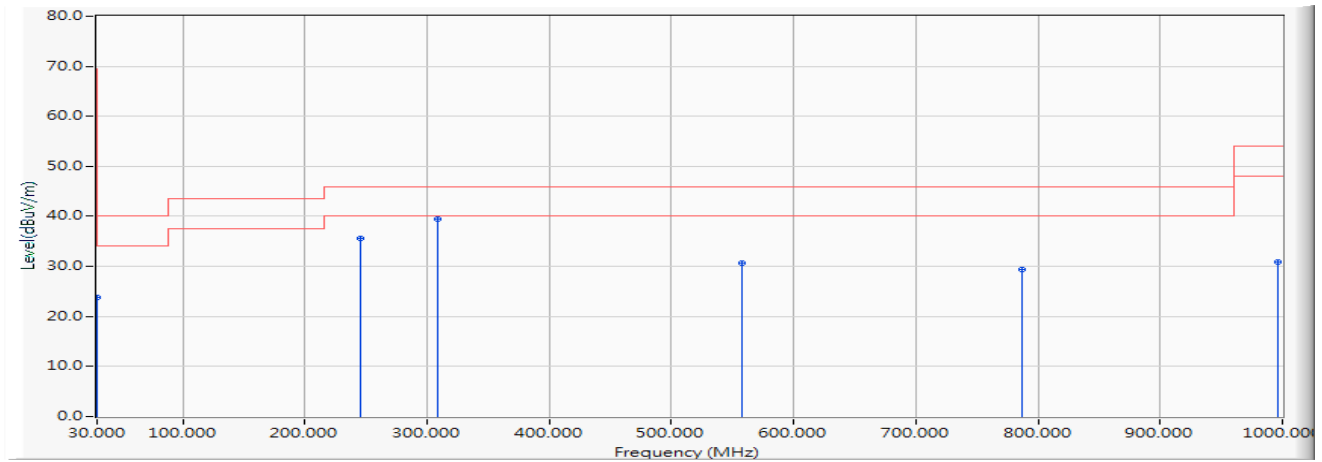
Note:

1. All Readings below 1GHz are Quasi-Peak, above 1GHz are performed with peak and/or average measurements as necessary.
2. Measurement Level = Reading Level + Correct Factor.
3. Correct Factor = Antenna factor + Cable loss – Amplifier gain.
4. The emission levels of other frequencies are very lower than the limit and not show in test report.
5. No emission found between lowest internal used/generated frequency to 30MHz.



Product : Intel® Wireless-AC 9560  
 Test Item : General Radiated Emission  
 Test Mode : Mode 5: Transmit (802.11ac-160BW\_130Mbps) (5570MHz)  
 Test Date : 2019/10/24

**Vertical**



		Frequency (MHz)	Correct Factor (dB)	Reading Level (dBµV)	Measure Level (dBµV/m)	Margin (dB)	Limit (dBµV/m)	Detector Type
1		30.000	-12.240	36.036	23.796	-16.204	40.000	QUASIPeAK
2		245.087	-12.146	47.833	35.687	-10.313	46.000	QUASIPeAK
3	*	308.348	-10.143	49.518	39.375	-6.625	46.000	QUASIPeAK
4		557.174	-5.010	35.595	30.584	-15.416	46.000	QUASIPeAK
5		786.319	-1.762	31.183	29.421	-16.579	46.000	QUASIPeAK
6		995.783	0.952	29.904	30.856	-23.144	54.000	QUASIPeAK

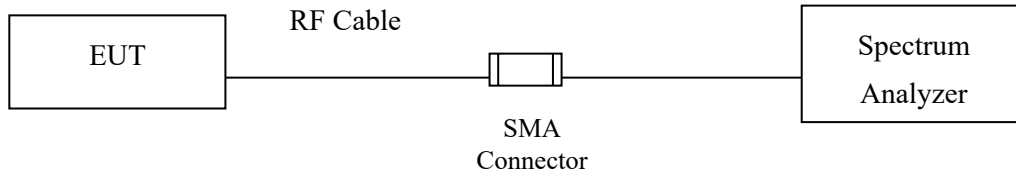
**Note:**

1. All Readings below 1GHz are Quasi-Peak, above 1GHz are performed with peak and/or average measurements as necessary.
2. Measurement Level = Reading Level + Correct Factor.
3. Correct Factor = Antenna factor + Cable loss – Amplifier gain.
4. The emission levels of other frequencies are very lower than the limit and not show in test report.
5. No emission found between lowest internal used/generated frequency to 30MHz.

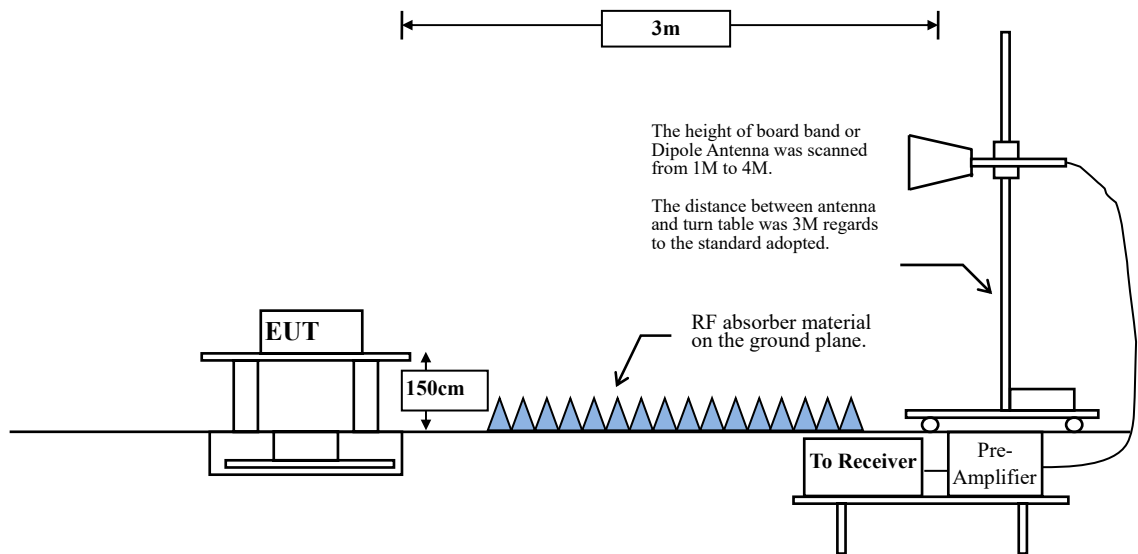
## 5. Band Edge

### 5.1. Test Setup

#### RF Conducted Measurement:



#### RF Radiated Measurement:



## 5.2. Limits

The provisions of Section 15.205 of this part apply to intentional radiators operating under this section.

Radiated emissions which fall in the restricted bands, as defined in Section 15.205, must also comply with the radiated emission limits specified in Section 15.209:

<b>FCC Part 15 Subpart C Paragraph 15.209 Limits</b>		
Frequency MHz	uV/m @3m	dB $\mu$ V/m@3m
30-88	100	40
88-216	150	43.5
216-960	200	46
Above 960	500	54

Remarks :

1. RF Voltage (dB $\mu$ V) = 20 log RF Voltage (uV)
2. In the Above Table, the tighter limit applies at the band edges.
3. Distance refers to the distance in meters between the measuring instrument antenna and the closed point of any part of the device or system.

## 5.3. Test Procedure

The EUT is placed on a turn table which is 1.5 meter above ground. The turn table can rotate 360 degrees to determine the position of the maximum emission level. The EUT was positioned such that the distance from antenna to the EUT was 3 meters.

The antenna can move up and down between 1 meter and 4 meters to find out the maximum emission level.

Both horizontal and vertical polarization of the antenna are set on measurement. In order to find the maximum emission, all of the interface cables must be manipulated according to ANSI C63.10:2013 on radiated measurement.

The bandwidth below 1GHz setting on the field strength meter is 120 kHz, above 1GHz are 1 MHz. The EUT was setup to ANSI C63.10, 2013; tested to UNII test procedure of FCC KDB-789033 for compliance to FCC 47CFR Subpart E requirements.

### RBW and VBW Parameter setting:

According to KDB 789033 section II.G.5 Procedure for Unwanted Maximum Emissions Measurements above 1000 MHz.

RBW = 1MHz.

VBW  $\geq$  3MHz.

According to KDB 789033 section II.G.6 Procedures for Average Unwanted Emissions Measurements above 1000 MHz.

RBW = 1MHz.

VBW = 10Hz, when duty cycle  $\geq$  98 %

VBW  $\geq$  1/T, when duty cycle < 98 %

( T refers to the minimum transmission duration over which the transmitter is on and is transmitting at its maximum power control level for the tested mode of operation.)

5GHz band	Duty Cycle (%)	T (ms)	1/T (Hz)	VBW (Hz)
802.11a	98.62	--	--	10
802.11n20	99.85	--	--	10
802.11n40	98.42	--	--	10
802.11ac80	99.61	--	--	10
802.11ac160	99.49	--	--	10

Note: Duty Cycle Refer to Section 6

## 5.4. Uncertainty

Conducted:  $\pm 1.23$ dB

Radiated:

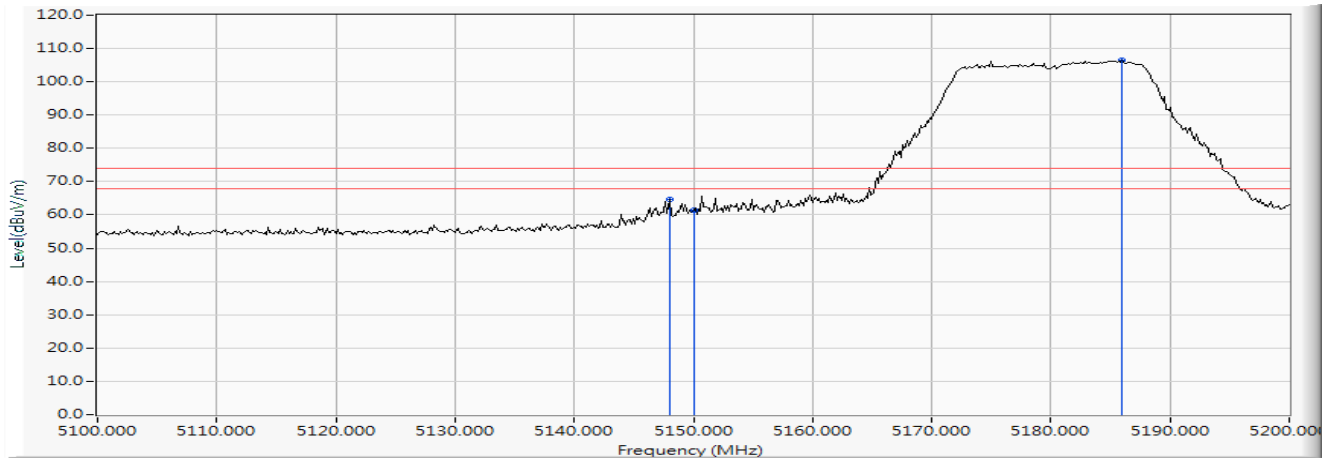
Horizontal polarization : 1-18GHz:  $\pm 3.77$ dB

Vertical polarization : 1-18GHz :  $\pm 3.83$ dB

### 5.5. Test Result of Band Edge

Product : Intel® Wireless-AC 9560  
 Test Item : Band Edge Data  
 Test Mode : Mode 1: Transmit (802.11a\_6Mbps) (5180MHz)  
 Test Date : 2019/10/17

#### Horizontal



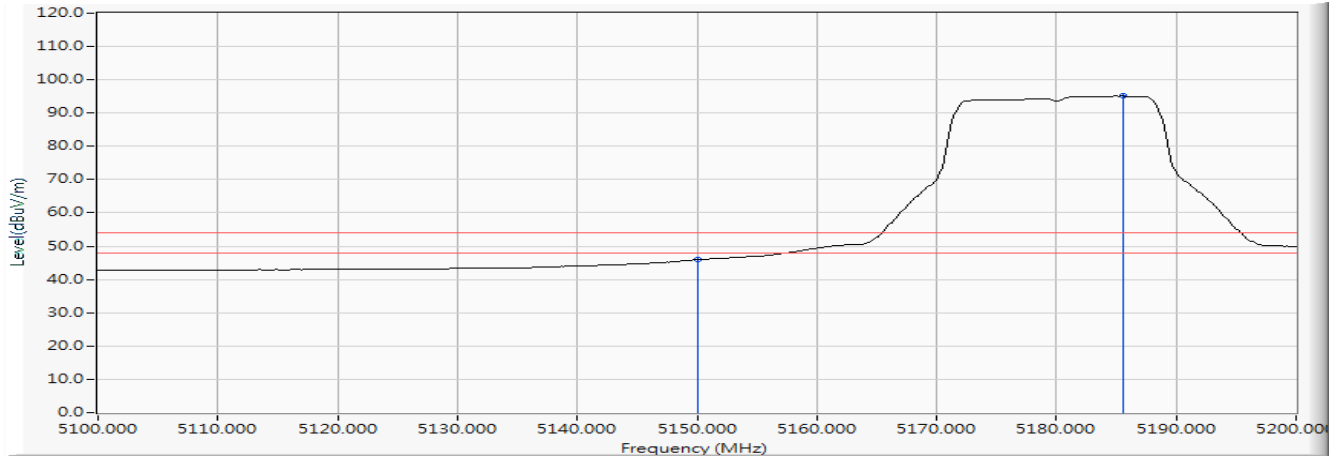
		Frequency (MHz)	Correct Factor (dB)	Reading Level (dBµV)	Measure Level (dBµV/m)	Margin (dB)	Limit (dBµV/m)	Detector Type
1		5147.971	15.296	49.459	64.754	-9.246	74.000	PEAK
2		5150.000	15.307	46.007	61.314	-12.686	74.000	PEAK
3	*	5185.942	15.418	91.128	106.547	--	--	PEAK

Note:

1. All readings above 1GHz are performed with peak and/or average measurements as necessary.
2. Measurement Level = Reading Level + Correct Factor.
3. The average measurement was not performed when the peak measured data under the limit of average detection.

Product : Intel® Wireless-AC 9560  
 Test Item : Band Edge Data  
 Test Mode : Mode 1: Transmit (802.11a\_6Mbps) (5180MHz)  
 Test Date : 2019/10/17

**Horizontal**



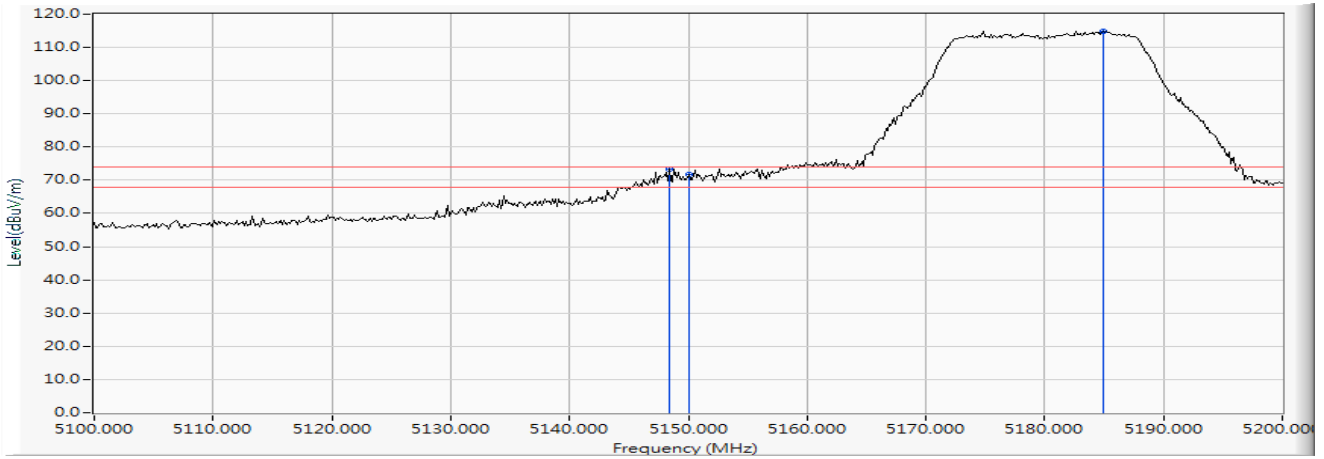
		Frequency (MHz)	Correct Factor (dB)	Reading Level (dBµV)	Measure Level (dBµV/m)	Margin (dB)	Limit (dBµV/m)	Detector Type
1		5150.000	15.307	30.611	45.918	-8.082	54.000	AVERAGE
2	*	5185.507	15.417	79.668	95.085	--	--	AVERAGE

Note:

1. All readings above 1GHz are performed with peak and/or average measurements as necessary.
2. Measurement Level = Reading Level + Correct Factor.
3. The average measurement was not performed when the peak measured data under the limit of average detection.

Product : Intel® Wireless-AC 9560  
 Test Item : Band Edge Data  
 Test Mode : Mode 1: Transmit (802.11a\_6Mbps) (5180MHz)  
 Test Date : 2019/10/17

**Vertical**



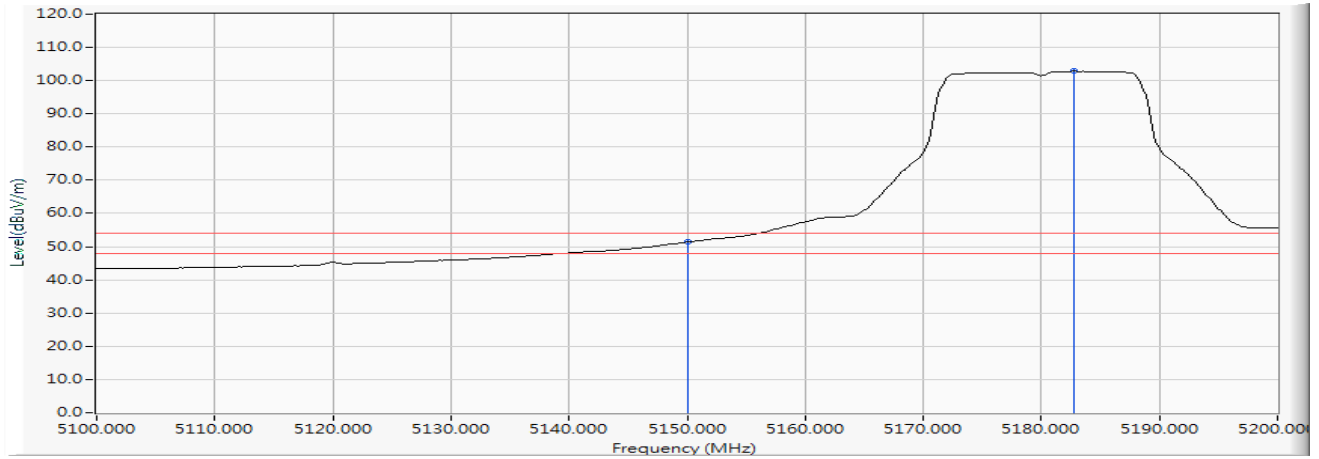
		<b>Frequency (MHz)</b>	<b>Correct Factor (dB)</b>	<b>Reading Level (dBµV)</b>	<b>Measure Level (dBµV/m)</b>	<b>Margin (dB)</b>	<b>Limit (dBµV/m)</b>	<b>Detector Type</b>
1		5148.406	15.299	58.064	73.362	-0.638	74.000	PEAK
2		5150.000	15.307	56.567	71.874	-2.126	74.000	PEAK
3	*	5184.928	15.415	99.595	115.009	--	--	PEAK

**Note:**

1. All readings above 1GHz are performed with peak and/or average measurements as necessary.
2. Measurement Level = Reading Level + Correct Factor.
3. The average measurement was not performed when the peak measured data under the limit of average detection.

Product : Intel® Wireless-AC 9560  
 Test Item : Band Edge Data  
 Test Mode : Mode 1: Transmit (802.11a\_6Mbps) (5180MHz)  
 Test Date : 2019/10/17

**Vertical**



		Frequency (MHz)	Correct Factor (dB)	Reading Level (dBµV)	Measure Level (dBµV/m)	Margin (dB)	Limit (dBµV/m)	Detector Type
1		5150.000	15.307	36.059	51.366	-2.634	54.000	AVERAGE
2	*	5182.754	15.404	87.407	102.811	--	--	AVERAGE

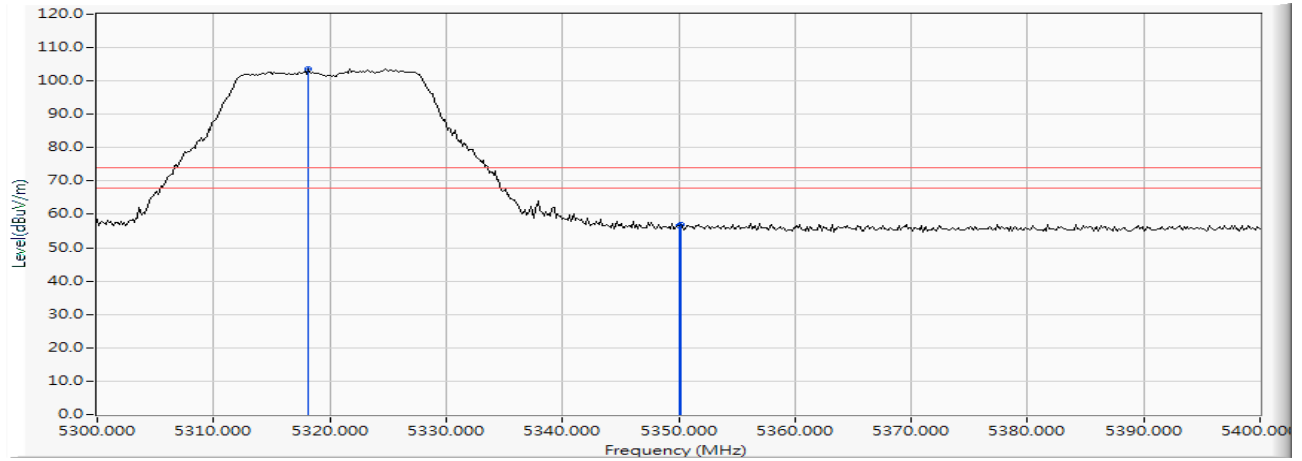
Note:

1. All readings above 1GHz are performed with peak and/or average measurements as necessary.
2. Measurement Level = Reading Level + Correct Factor.
3. The average measurement was not performed when the peak measured data under the limit of average detection.



Product : Intel® Wireless-AC 9560  
 Test Item : Band Edge Data  
 Test Mode : Mode 1: Transmit (802.11a\_6Mbps) (5320MHz)  
 Test Date : 2019/10/17

**Horizontal**



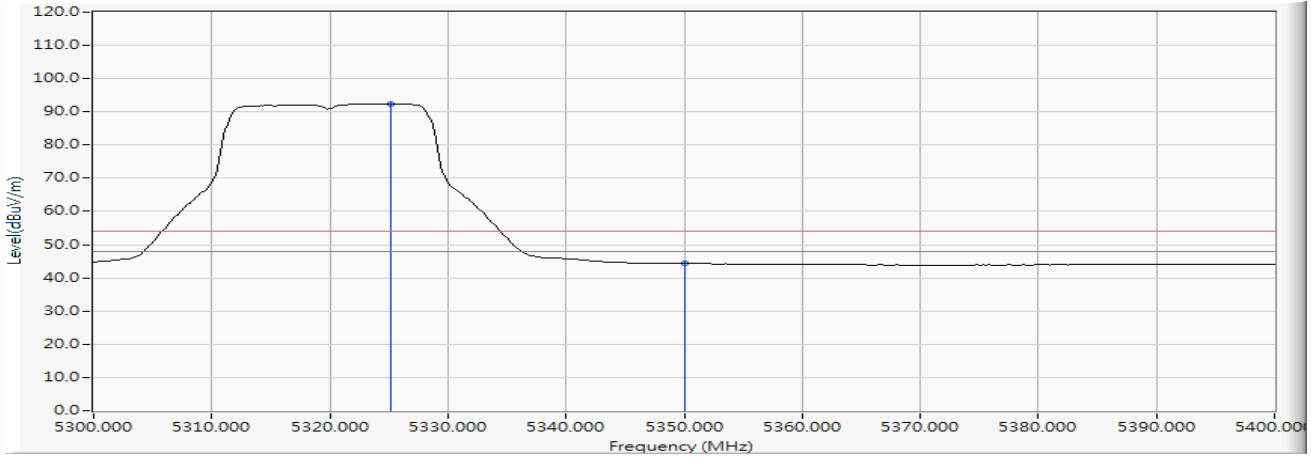
		Frequency (MHz)	Correct Factor (dB)	Reading Level (dBµV)	Measure Level (dBµV/m)	Margin (dB)	Limit (dBµV/m)	Detector Type
1	*	5318.116	15.844	87.703	103.547	--	--	PEAK
2		5350.000	15.912	40.645	56.557	-17.443	74.000	PEAK
3		5350.145	15.912	40.974	56.887	-17.113	74.000	PEAK

Note:

1. All readings above 1GHz are performed with peak and/or average measurements as necessary.
2. Measurement Level = Reading Level + Correct Factor.
3. The average measurement was not performed when the peak measured data under the limit of average detection.

Product : Intel® Wireless-AC 9560  
 Test Item : Band Edge Data  
 Test Mode : Mode 1: Transmit (802.11a\_6Mbps) (5320MHz)  
 Test Date : 2019/10/17

**Horizontal**



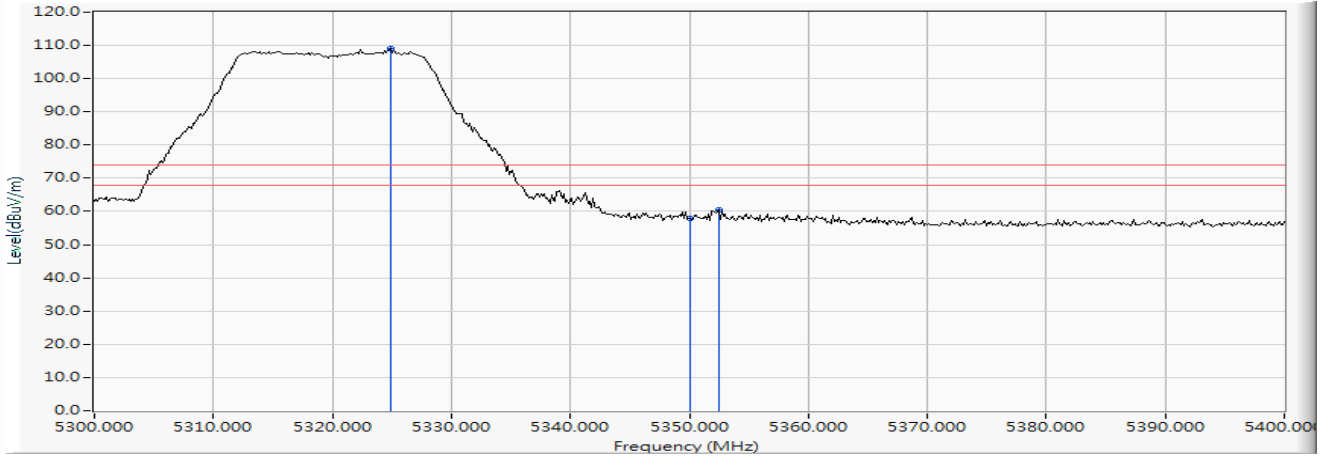
		Frequency (MHz)	Correct Factor (dB)	Reading Level (dBµV)	Measure Level (dBµV/m)	Margin (dB)	Limit (dBµV/m)	Detector Type
1	*	5325.217	15.866	76.519	92.385	--	--	AVERAGE
2		5350.000	15.912	28.425	44.337	-9.663	54.000	AVERAGE

Note:

1. All readings above 1GHz are performed with peak and/or average measurements as necessary.
2. Measurement Level = Reading Level + Correct Factor.
3. The average measurement was not performed when the peak measured data under the limit of average detection.

Product : Intel® Wireless-AC 9560  
 Test Item : Band Edge Data  
 Test Mode : Mode 1: Transmit (802.11a\_6Mbps) (5320MHz)  
 Test Date : 2019/10/17

**Vertical**



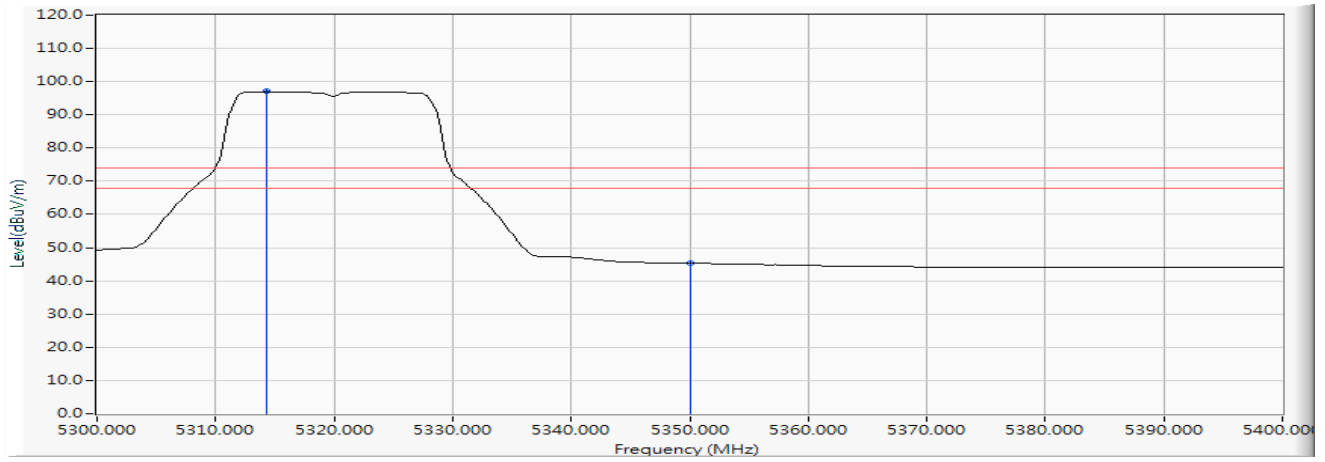
		Frequency (MHz)	Correct Factor (dB)	Reading Level (dBµV)	Measure Level (dBµV/m)	Margin (dB)	Limit (dBµV/m)	Detector Type
1	*	5324.928	15.866	93.059	108.925	--	--	PEAK
2		5350.000	15.912	42.015	57.927	-16.073	74.000	PEAK
3		5352.464	15.920	44.501	60.421	-13.579	74.000	PEAK

Note:

1. All readings above 1GHz are performed with peak and/or average measurements as necessary.
2. Measurement Level = Reading Level + Correct Factor.
3. The average measurement was not performed when the peak measured data under the limit of average detection.

Product : Intel® Wireless-AC 9560  
 Test Item : Band Edge Data  
 Test Mode : Mode 1: Transmit (802.11a\_6Mbps) (5320MHz)  
 Test Date : 2019/10/17

**Vertical**



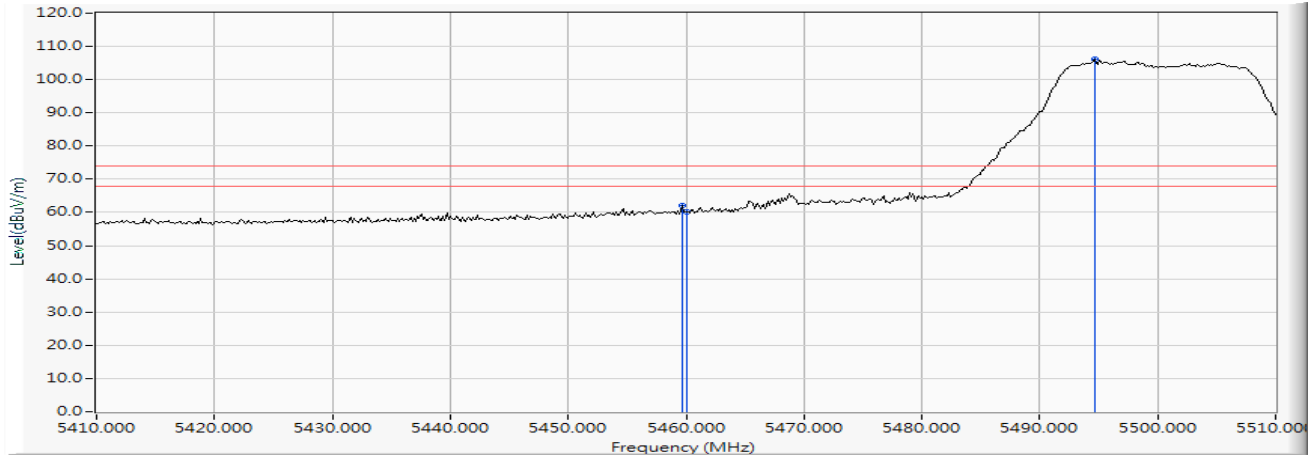
		Frequency (MHz)	Correct Factor (dB)	Reading Level (dBµV)	Measure Level (dBµV/m)	Margin (dB)	Limit (dBµV/m)	Detector Type
1	*	5314.348	15.832	81.177	97.009	--	--	AVERAGE
2		5350.000	15.912	29.415	45.327	-28.673	74.000	AVERAGE

Note:

1. All readings above 1GHz are performed with peak and/or average measurements as necessary.
2. Measurement Level = Reading Level + Correct Factor.
3. The average measurement was not performed when the peak measured data under the limit of average detection.

Product : Intel® Wireless-AC 9560  
 Test Item : Band Edge Data  
 Test Mode : Mode 1: Transmit (802.11a\_6Mbps) (5500MHz)  
 Test Date : 2019/10/17

**Horizontal**



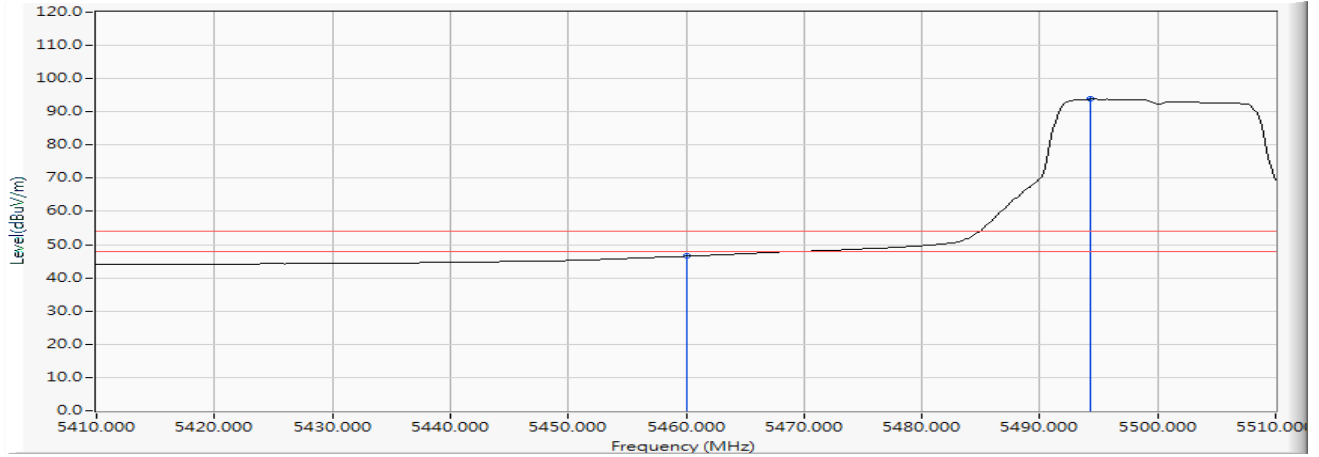
		Frequency (MHz)	Correct Factor (dB)	Reading Level (dBµV)	Measure Level (dBµV/m)	Margin (dB)	Limit (dBµV/m)	Detector Type
1		5459.710	16.184	46.008	62.192	-11.808	74.000	PEAK
2		5460.000	16.185	43.977	60.162	-13.838	74.000	PEAK
3	*	5494.638	16.262	89.888	106.151	--	--	PEAK

Note:

1. All readings above 1GHz are performed with peak and/or average measurements as necessary.
2. Measurement Level = Reading Level + Correct Factor.
3. The average measurement was not performed when the peak measured data under the limit of average detection.

Product : Intel® Wireless-AC 9560  
 Test Item : Band Edge Data  
 Test Mode : Mode 1: Transmit (802.11a\_6Mbps) (5500MHz)  
 Test Date : 2019/10/17

**Horizontal**



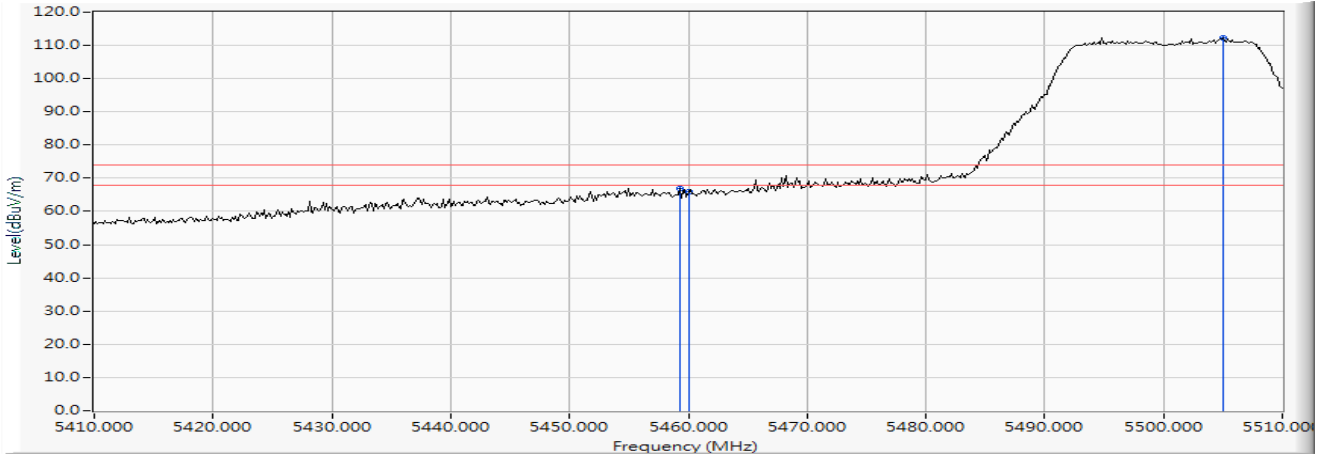
		Frequency (MHz)	Correct Factor (dB)	Reading Level (dBµV)	Measure Level (dBµV/m)	Margin (dB)	Limit (dBµV/m)	Detector Type
1		5460.000	16.185	30.307	46.492	-7.508	54.000	AVERAGE
2	*	5494.348	16.262	77.573	93.835	--	--	AVERAGE

Note:

1. All readings above 1GHz are performed with peak and/or average measurements as necessary.
2. Measurement Level = Reading Level + Correct Factor.
3. The average measurement was not performed when the peak measured data under the limit of average detection.

Product : Intel® Wireless-AC 9560  
 Test Item : Band Edge Data  
 Test Mode : Mode 1: Transmit (802.11a\_6Mbps) (5500MHz)  
 Test Date : 2019/10/17

**Vertical**



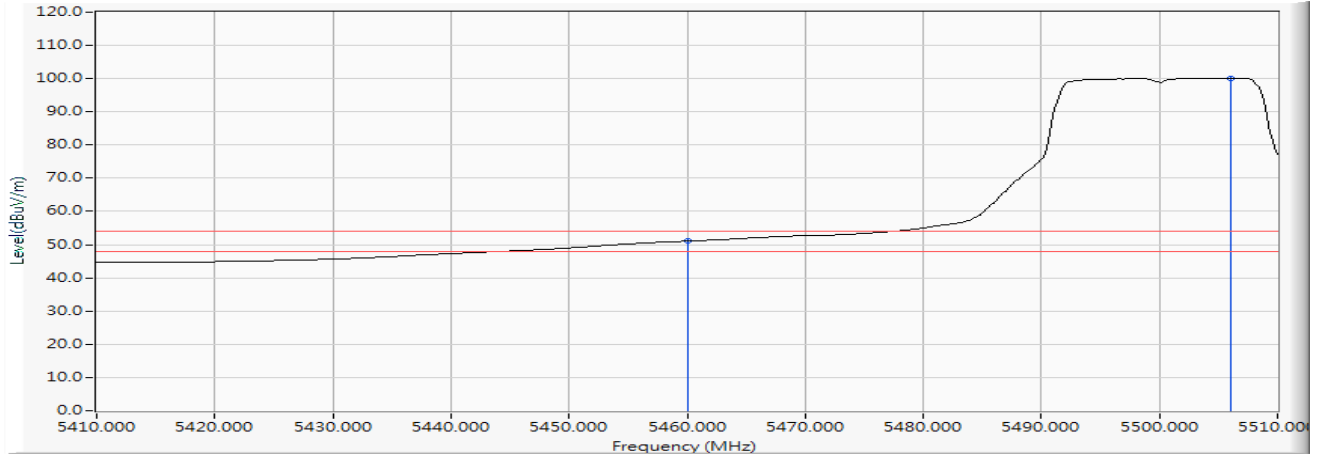
		<b>Frequency (MHz)</b>	<b>Correct Factor (dB)</b>	<b>Reading Level (dBµV)</b>	<b>Measure Level (dBµV/m)</b>	<b>Margin (dB)</b>	<b>Limit (dBµV/m)</b>	<b>Detector Type</b>
1		5459.275	16.183	50.603	66.786	-7.214	74.000	PEAK
2		5460.000	16.185	49.616	65.801	-8.199	74.000	PEAK
3	*	5505.072	16.272	95.988	112.261	--	--	PEAK

**Note:**

1. All readings above 1GHz are performed with peak and/or average measurements as necessary.
2. Measurement Level = Reading Level + Correct Factor.
3. The average measurement was not performed when the peak measured data under the limit of average detection.

Product : Intel® Wireless-AC 9560  
 Test Item : Band Edge Data  
 Test Mode : Mode 1: Transmit (802.11a\_6Mbps) (5500MHz)  
 Test Date : 2019/10/17

**Vertical**



		Frequency (MHz)	Correct Factor (dB)	Reading Level (dBµV)	Measure Level (dBµV/m)	Margin (dB)	Limit (dBµV/m)	Detector Type
1		5460.000	16.185	34.902	51.087	-2.913	54.000	AVERAGE
2	*	5506.087	16.273	83.865	100.138	--	--	AVERAGE

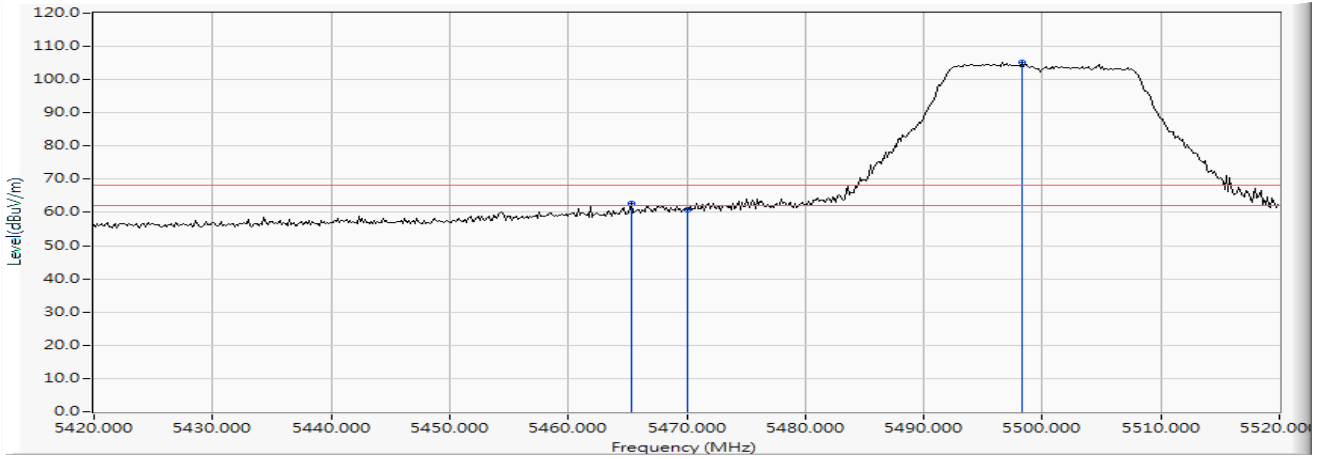
Note:

1. All readings above 1GHz are performed with peak and/or average measurements as necessary.
2. Measurement Level = Reading Level + Correct Factor.
3. The average measurement was not performed when the peak measured data under the limit of average detection.



Product : Intel® Wireless-AC 9560  
 Test Item : Band Edge Data  
 Test Mode : Mode 1: Transmit (802.11a\_6Mbps) (5500MHz)  
 Test Date : 2019/10/17

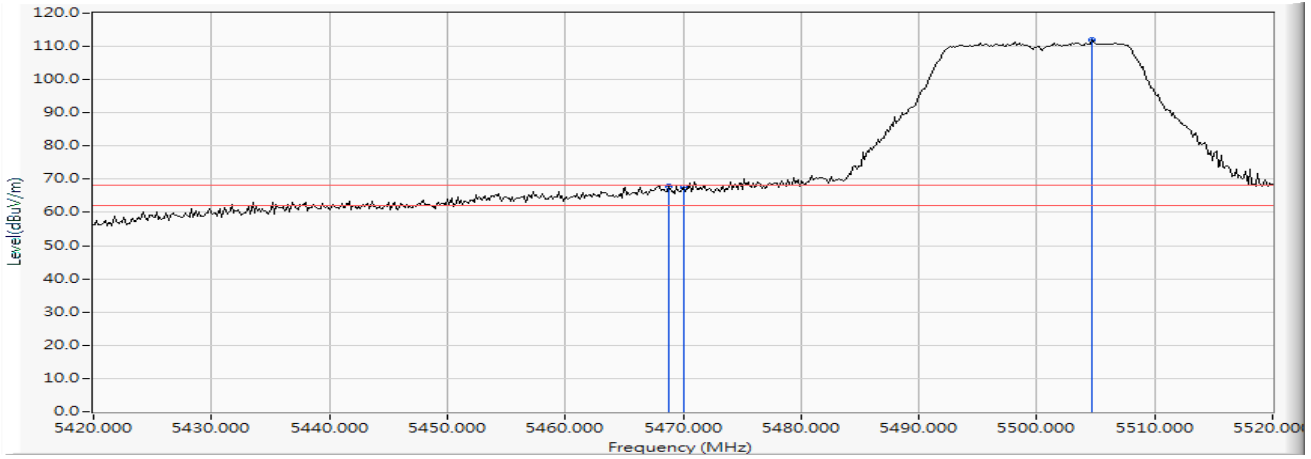
**Horizontal**



		Frequency (MHz)	Correct Factor (dB)	Reading Level (dBµV)	Measure Level (dBµV/m)	Margin (dB)	Limit (dBµV/m)	Detector Type
1		5465.362	16.193	46.693	62.885	-5.335	68.220	PEAK
2		5470.000	16.200	44.756	60.956	-7.264	68.220	PEAK
3	*	5498.261	16.268	88.967	105.235	--	--	PEAK

Product : Intel® Wireless-AC 9560  
 Test Item : Band Edge Data  
 Test Mode : Mode 1: Transmit (802.11a\_6Mbps) (5500MHz)  
 Test Date : 2019/10/17

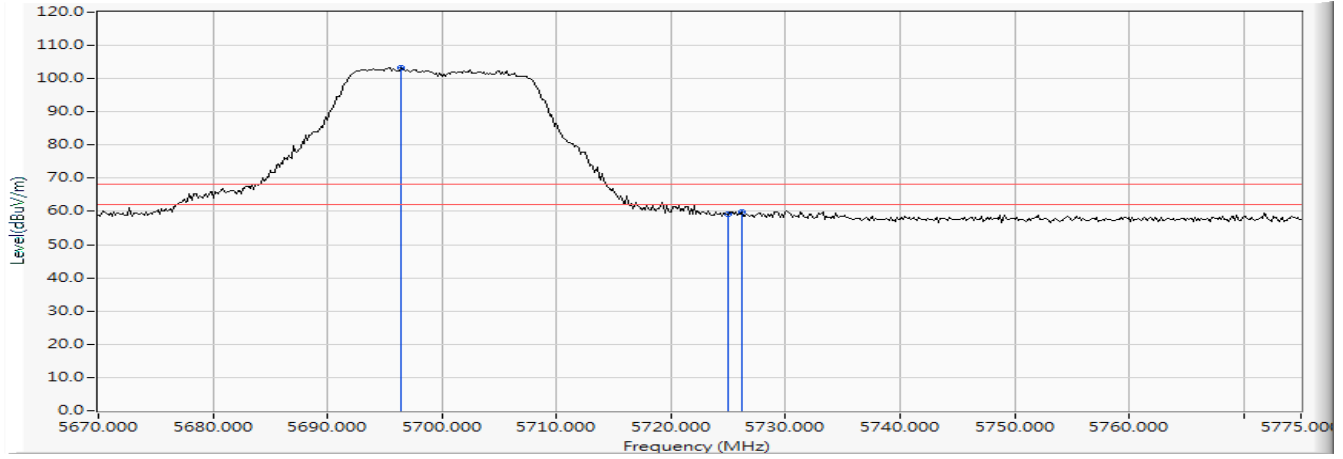
**Vertical**



		Frequency (MHz)	Correct Factor (dB)	Reading Level (dBµV)	Measure Level (dBµV/m)	Margin (dB)	Limit (dBµV/m)	Detector Type
1		5468.841	16.198	51.767	67.965	-0.255	68.220	PEAK
2		5470.000	16.200	51.375	67.575	-0.645	68.220	PEAK
3	*	5504.638	16.273	95.736	112.009	--	--	PEAK

Product : Intel® Wireless-AC 9560  
 Test Item : Band Edge Data  
 Test Mode : Mode 1: Transmit (802.11a\_6Mbps) (5700MHz)  
 Test Date : 2019/10/17

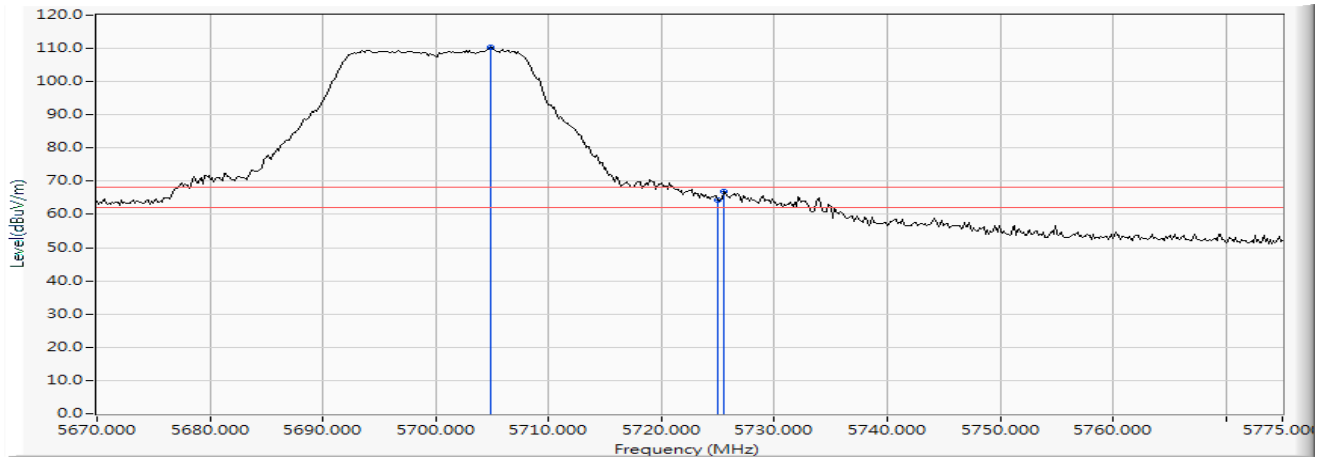
**Horizontal**



		Frequency (MHz)	Correct Factor (dB)	Reading Level (dBµV)	Measure Level (dBµV/m)	Margin (dB)	Limit (dBµV/m)	Detector Type
1	*	5696.478	16.497	86.762	103.259	--	--	PEAK
2		5725.000	16.544	42.634	59.178	-9.042	68.220	PEAK
3		5726.152	16.546	43.421	59.967	-8.253	68.220	PEAK

Product : Intel® Wireless-AC 9560  
 Test Item : Band Edge Data  
 Test Mode : Mode 1: Transmit (802.11a\_6Mbps) (5700MHz)  
 Test Date : 2019/10/17

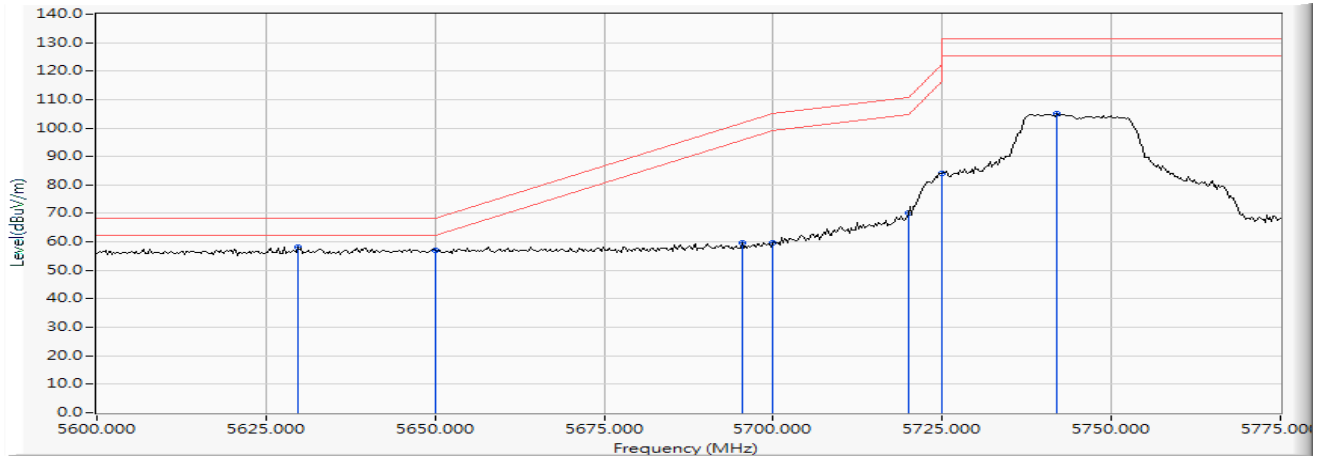
**Vertical**



		Frequency (MHz)	Correct Factor (dB)	Reading Level (dBµV)	Measure Level (dBµV/m)	Margin (dB)	Limit (dBµV/m)	Detector Type
1	*	5704.848	16.508	93.746	110.254	--	--	PEAK
2		5725.000	16.544	47.651	64.195	-4.025	68.220	PEAK
3		5725.543	16.545	50.451	66.996	-1.224	68.220	PEAK

Product : Intel® Wireless-AC 9560  
 Test Item : Band Edge Data  
 Test Mode : Mode 1: Transmit (802.11a\_6Mbps) (5745MHz)  
 Test Date : 2019/10/17

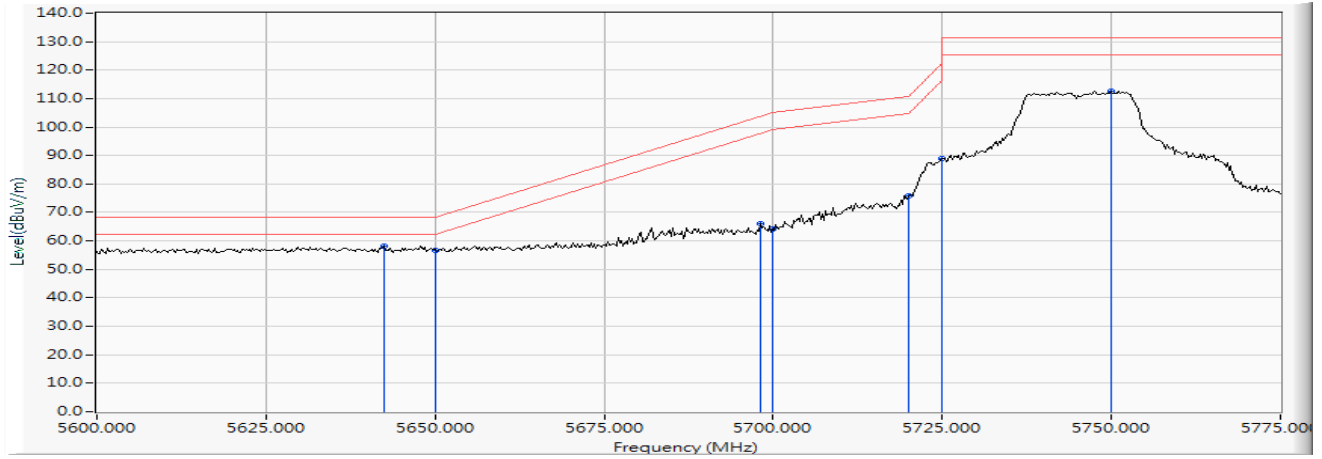
**Horizontal**



		Frequency (MHz)	Correct Factor (dB)	Reading Level (dBμV)	Measure Level (dBμV/m)	Margin (dB)	Limit (dBμV/m)	Detector Type
1	*	5629.674	16.409	41.905	58.313	-9.907	68.220	PEAK
2		5650.000	16.447	40.591	57.038	-11.182	68.220	PEAK
3		5695.362	16.496	43.305	59.801	-41.969	101.770	PEAK
4		5700.000	16.502	43.051	59.553	-45.647	105.200	PEAK
5		5720.000	16.535	53.642	70.177	-40.623	110.800	PEAK
6		5725.000	16.544	67.443	83.987	-38.213	122.200	PEAK
7		5742.029	16.557	88.552	105.109	--	--	PEAK

Product : Intel® Wireless-AC 9560  
 Test Item : Band Edge Data  
 Test Mode : Mode 1: Transmit (802.11a\_6Mbps) (5745MHz)  
 Test Date : 2019/10/17

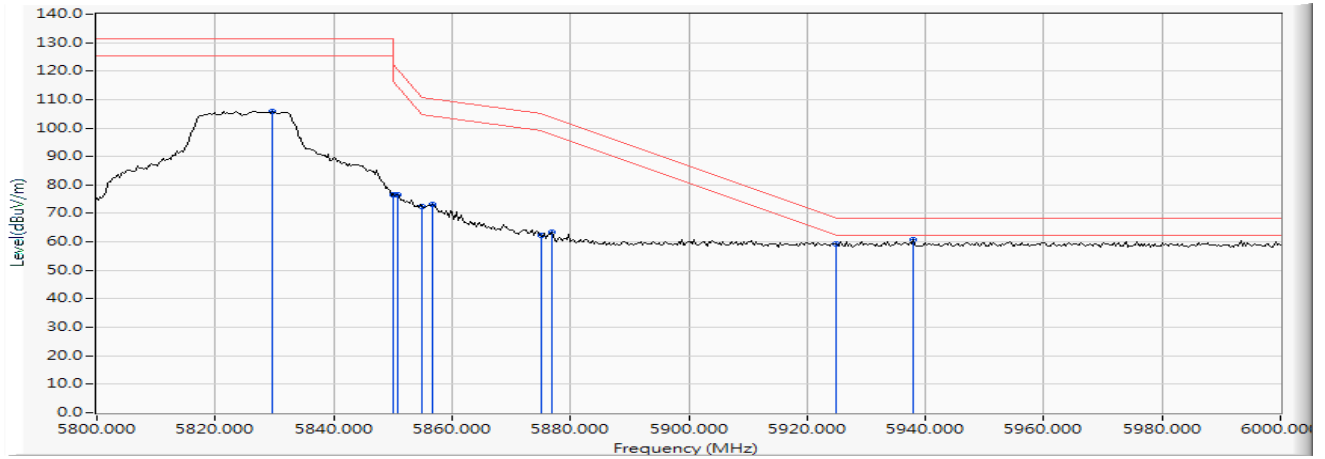
**Vertical**



		Frequency (MHz)	Correct Factor (dB)	Reading Level (dBµV)	Measure Level (dBµV/m)	Margin (dB)	Limit (dBµV/m)	Detector Type
1	*	5642.355	16.426	41.835	58.261	-9.959	68.220	PEAK
2		5650.000	16.447	40.390	56.837	-11.383	68.220	PEAK
3		5698.152	16.500	49.481	65.980	-37.853	103.833	PEAK
4		5700.000	16.502	47.655	64.157	-41.043	105.200	PEAK
5		5720.000	16.535	59.332	75.867	-34.933	110.800	PEAK
6		5725.000	16.544	72.251	88.795	-33.405	122.200	PEAK
7		5749.891	16.567	96.135	112.703	--	--	PEAK

Product : Intel® Wireless-AC 9560  
 Test Item : Band Edge Data  
 Test Mode : Mode 1: Transmit (802.11a\_6Mbps) (5825MHz)  
 Test Date : 2019/10/17

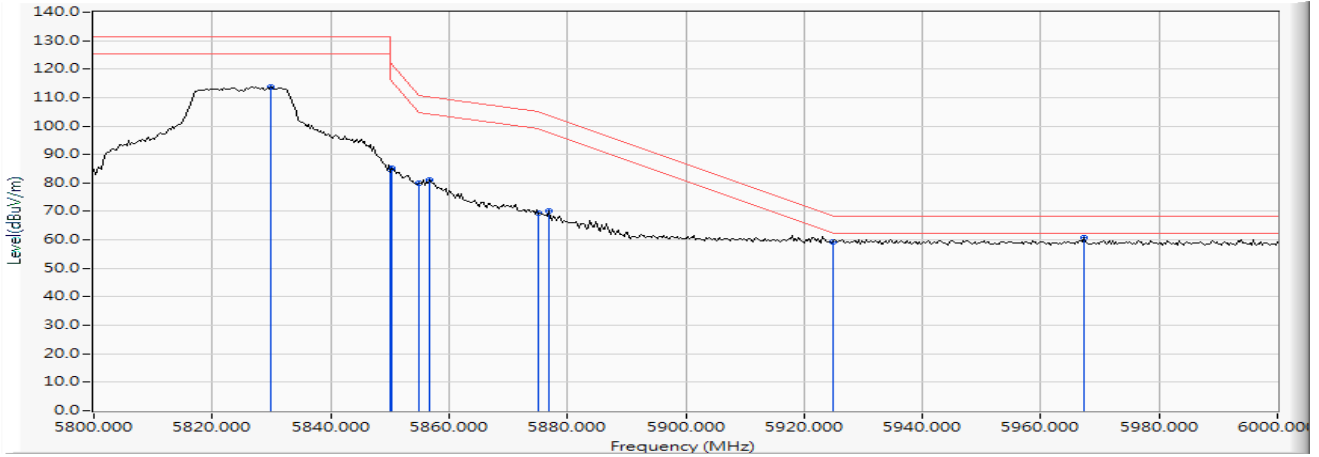
**Horizontal**



		Frequency (MHz)	Correct Factor (dB)	Reading Level (dBµV)	Measure Level (dBµV/m)	Margin (dB)	Limit (dBµV/m)	Detector Type
1		5829.565	16.718	89.009	105.727	--	--	PEAK
2		5850.000	16.748	59.753	76.501	-45.699	122.200	PEAK
3		5850.725	16.749	59.958	76.707	-43.840	120.547	PEAK
4		5855.000	16.758	55.641	72.399	-38.401	110.800	PEAK
5		5856.812	16.763	56.261	73.024	-37.269	110.293	PEAK
6		5875.000	16.807	45.398	62.206	-42.994	105.200	PEAK
7		5876.812	16.813	46.778	63.591	-40.268	103.859	PEAK
8		5925.000	16.920	42.349	59.269	-8.931	68.200	PEAK
9	*	5937.971	16.934	43.817	60.751	-7.449	68.200	PEAK

Product : Intel® Wireless-AC 9560  
 Test Item : Band Edge Data  
 Test Mode : Mode 1: Transmit (802.11a\_6Mbps) (5825MHz)  
 Test Date : 2019/10/17

**Vertical**

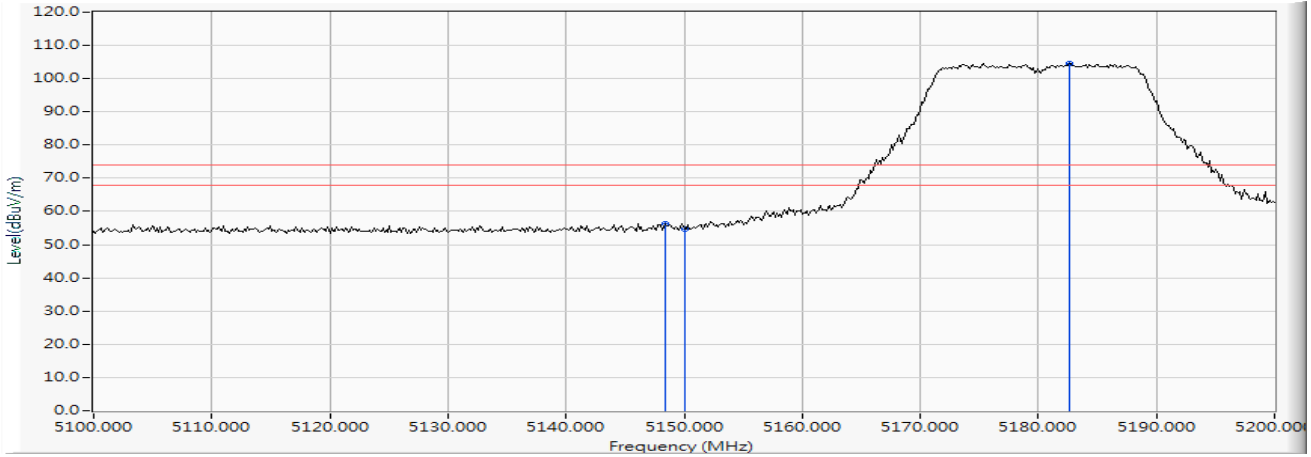


		Frequency (MHz)	Correct Factor (dB)	Reading Level (dBµV)	Measure Level (dBµV/m)	Margin (dB)	Limit (dBµV/m)	Detector Type
1		5829.855	16.719	97.035	113.753	--	--	PEAK
2		5850.000	16.748	68.206	84.954	-37.246	122.200	PEAK
3		5850.435	16.749	68.276	85.025	-36.183	121.208	PEAK
4		5855.000	16.758	63.171	79.929	-30.871	110.800	PEAK
5		5856.812	16.763	64.295	81.058	-29.235	110.293	PEAK
6		5875.000	16.807	52.701	69.509	-35.691	105.200	PEAK
7		5876.812	16.813	53.503	70.316	-33.543	103.859	PEAK
8		5925.000	16.920	42.472	59.392	-8.808	68.200	PEAK
9	*	5967.246	16.990	43.766	60.757	-7.443	68.200	PEAK



Product : Intel® Wireless-AC 9560  
 Test Item : Band Edge Data  
 Test Mode : Mode 2: Transmit (802.11n-20BW\_14.4Mbps) (5180MHz)  
 Test Date : 2019/10/17

**Horizontal**



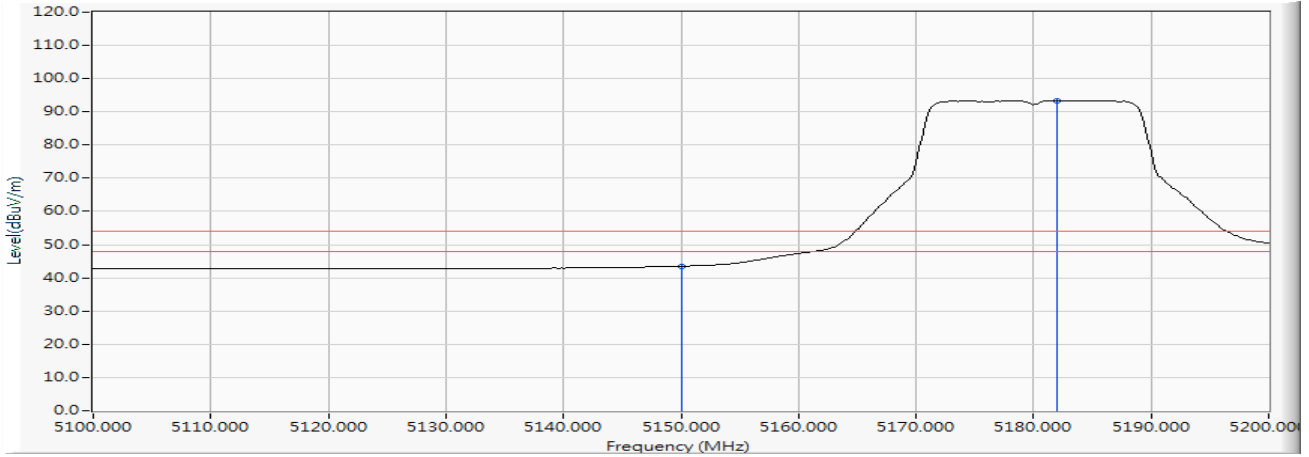
		Frequency (MHz)	Correct Factor (dB)	Reading Level (dBµV)	Measure Level (dBµV/m)	Margin (dB)	Limit (dBµV/m)	Detector Type
1		5148.406	15.299	40.930	56.228	-17.772	74.000	PEAK
2		5150.000	15.307	39.533	54.840	-19.160	74.000	PEAK
3	*	5182.609	15.403	89.310	104.714	--	--	PEAK

Note:

1. All readings above 1GHz are performed with peak and/or average measurements as necessary.
2. Measurement Level = Reading Level + Correct Factor.
3. The average measurement was not performed when the peak measured data under the limit of average detection.

Product : Intel® Wireless-AC 9560  
 Test Item : Band Edge Data  
 Test Mode : Mode 2: Transmit (802.11n-20BW\_14.4Mbps) (5180MHz)  
 Test Date : 2019/10/17

**Horizontal**



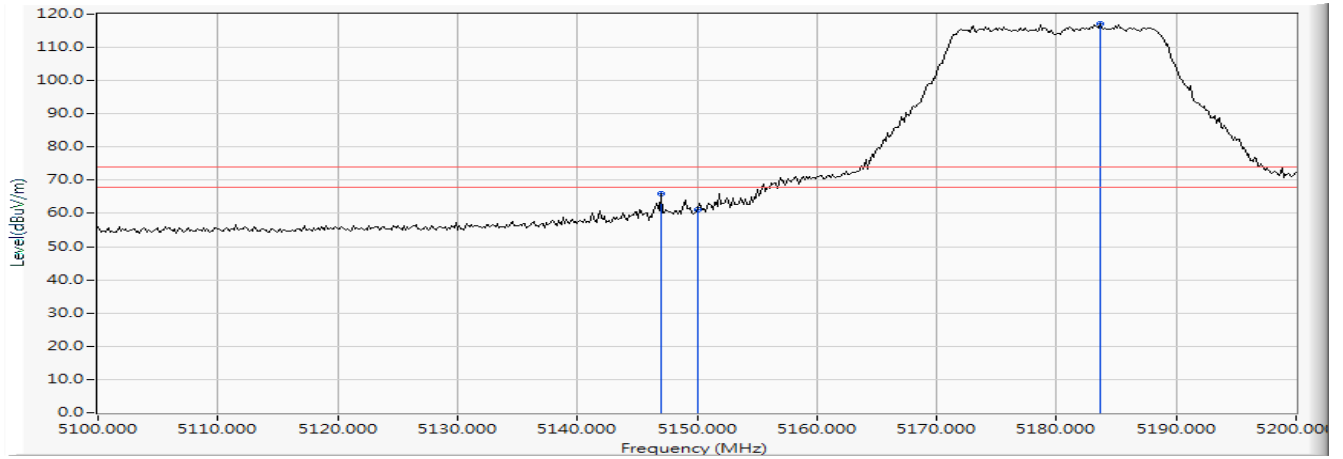
		Frequency (MHz)	Correct Factor (dB)	Reading Level (dBµV)	Measure Level (dBµV/m)	Margin (dB)	Limit (dBµV/m)	Detector Type
1		5150.000	15.307	28.245	43.552	-10.448	54.000	AVERAGE
2	*	5182.029	15.401	78.032	93.433	--	--	AVERAGE

Note:

1. All readings above 1GHz are performed with peak and/or average measurements as necessary.
2. Measurement Level = Reading Level + Correct Factor.
3. The average measurement was not performed when the peak measured data under the limit of average detection.

Product : Intel® Wireless-AC 9560  
 Test Item : Band Edge Data  
 Test Mode : Mode 2: Transmit (802.11n-20BW\_14.4Mbps) (5180MHz)  
 Test Date : 2019/10/17

**Vertical**



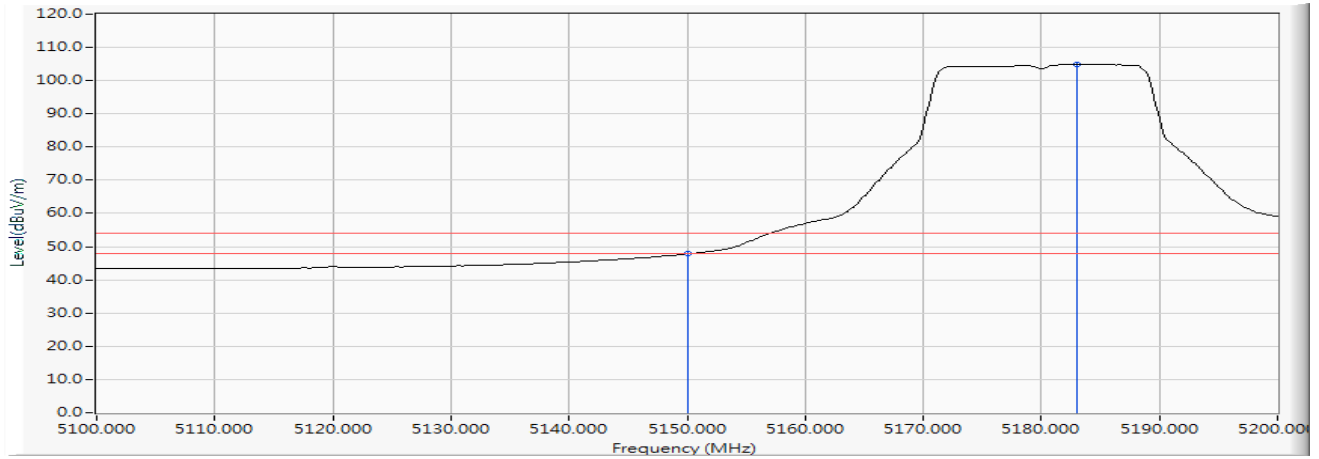
		<b>Frequency (MHz)</b>	<b>Correct Factor (dB)</b>	<b>Reading Level (dBμV)</b>	<b>Measure Level (dBμV/m)</b>	<b>Margin (dB)</b>	<b>Limit (dBμV/m)</b>	<b>Detector Type</b>
1		5146.957	15.289	50.783	66.073	-7.927	74.000	PEAK
2		5150.000	15.307	45.831	61.138	-12.862	74.000	PEAK
3	*	5183.623	15.408	101.602	117.010	--	--	PEAK

Note:

1. All readings above 1GHz are performed with peak and/or average measurements as necessary.
2. Measurement Level = Reading Level + Correct Factor.
3. The average measurement was not performed when the peak measured data under the limit of average detection.

Product : Intel® Wireless-AC 9560  
 Test Item : Band Edge Data  
 Test Mode : Mode 2: Transmit (802.11n-20BW\_14.4Mbps) (5180MHz)  
 Test Date : 2019/10/17

**Vertical**



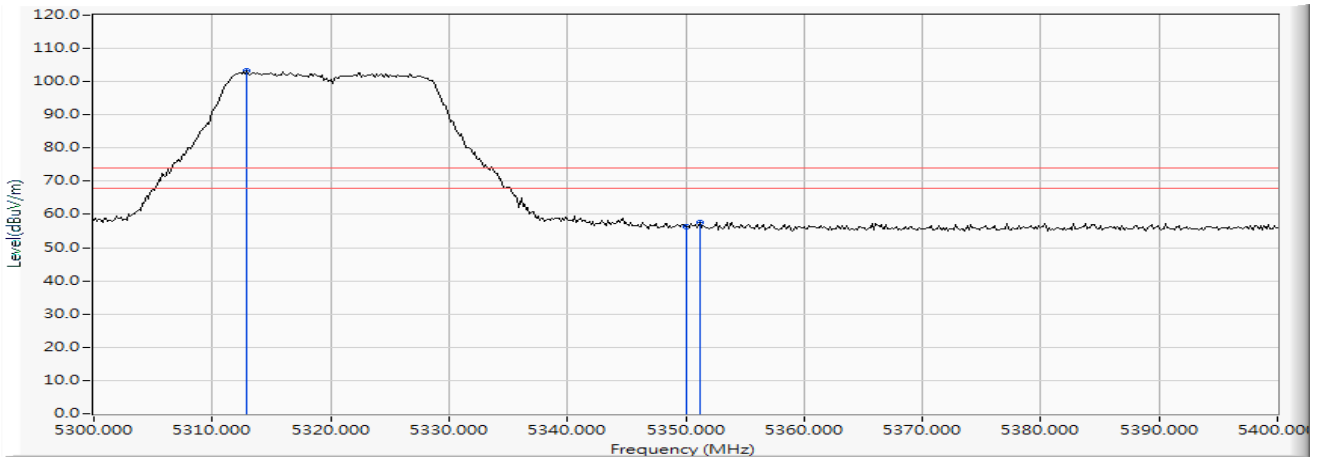
		Frequency (MHz)	Correct Factor (dB)	Reading Level (dBµV)	Measure Level (dBµV/m)	Margin (dB)	Limit (dBµV/m)	Detector Type
1		5150.000	15.307	32.534	47.841	-6.159	54.000	AVERAGE
2	*	5183.043	15.406	89.473	104.879	--	--	AVERAGE

Note:

1. All readings above 1GHz are performed with peak and/or average measurements as necessary.
2. Measurement Level = Reading Level + Correct Factor.
3. The average measurement was not performed when the peak measured data under the limit of average detection.

Product : Intel® Wireless-AC 9560  
 Test Item : Band Edge Data  
 Test Mode : Mode 2: Transmit (802.11n-20BW\_14.4Mbps) (5320MHz)  
 Test Date : 2019/10/17

**Horizontal**



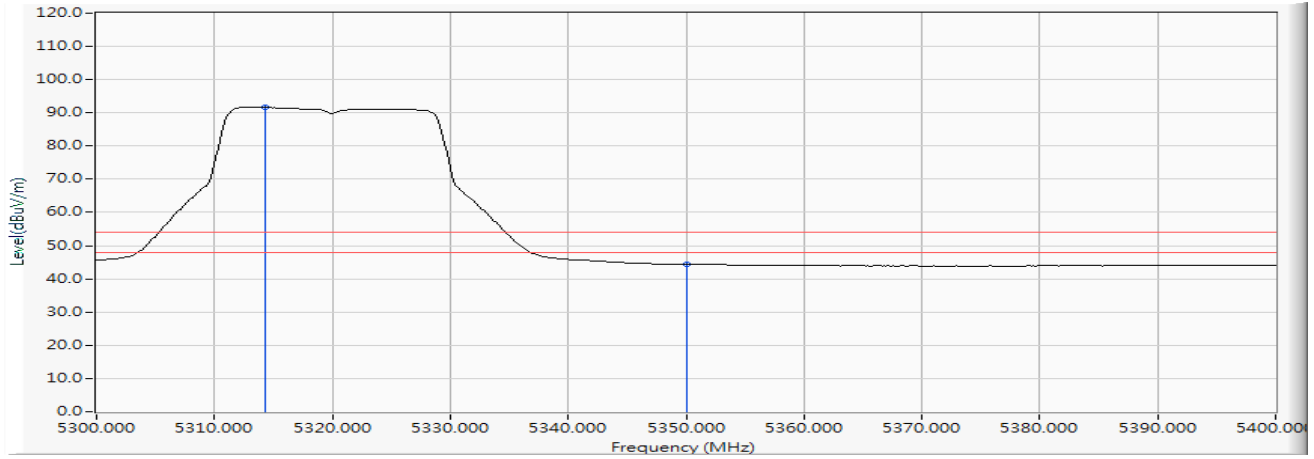
		Frequency (MHz)	Correct Factor (dB)	Reading Level (dBµV)	Measure Level (dBµV/m)	Margin (dB)	Limit (dBµV/m)	Detector Type
1	*	5312.899	15.827	87.430	103.257	--	--	PEAK
2		5350.000	15.912	40.306	56.218	-17.782	74.000	PEAK
3		5351.159	15.915	41.713	57.629	-16.371	74.000	PEAK

Note:

1. All readings above 1GHz are performed with peak and/or average measurements as necessary.
2. Measurement Level = Reading Level + Correct Factor.
3. The average measurement was not performed when the peak measured data under the limit of average detection.

Product : Intel® Wireless-AC 9560  
 Test Item : Band Edge Data  
 Test Mode : Mode 2: Transmit (802.11n-20BW\_14.4Mbps) (5320MHz)  
 Test Date : 2019/10/17

**Horizontal**



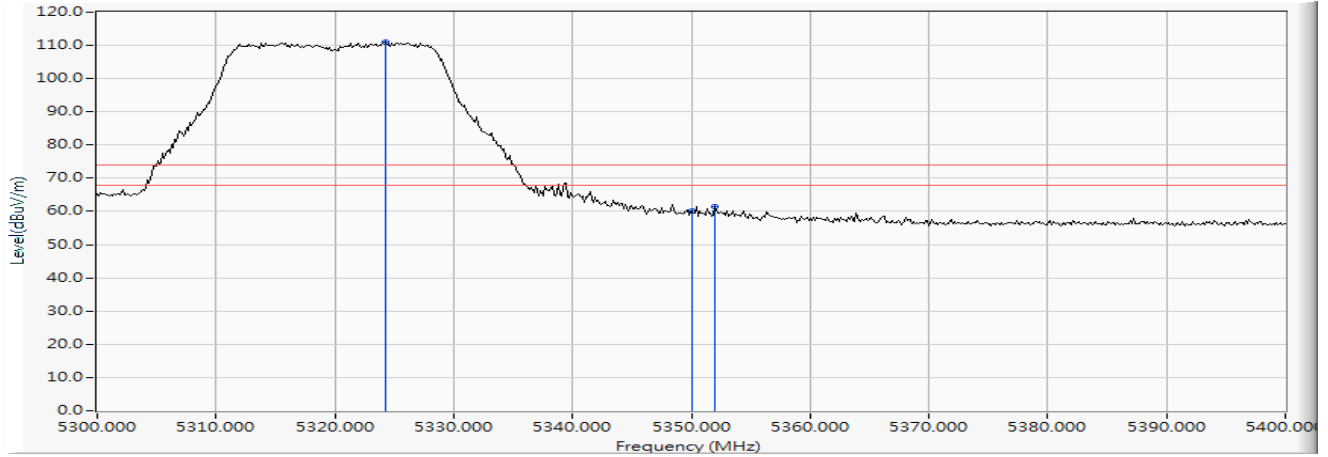
		Frequency (MHz)	Correct Factor (dB)	Reading Level (dBµV)	Measure Level (dBµV/m)	Margin (dB)	Limit (dBµV/m)	Detector Type
1	*	5314.348	15.832	75.809	91.641	--	--	AVERAGE
2		5350.000	15.912	28.456	44.368	-9.632	54.000	AVERAGE

Note:

1. All readings above 1GHz are performed with peak and/or average measurements as necessary.
2. Measurement Level = Reading Level + Correct Factor.
3. The average measurement was not performed when the peak measured data under the limit of average detection.

Product : Intel® Wireless-AC 9560  
 Test Item : Band Edge Data  
 Test Mode : Mode 2: Transmit (802.11n-20BW\_14.4Mbps) (5320MHz)  
 Test Date : 2019/10/17

**Vertical**



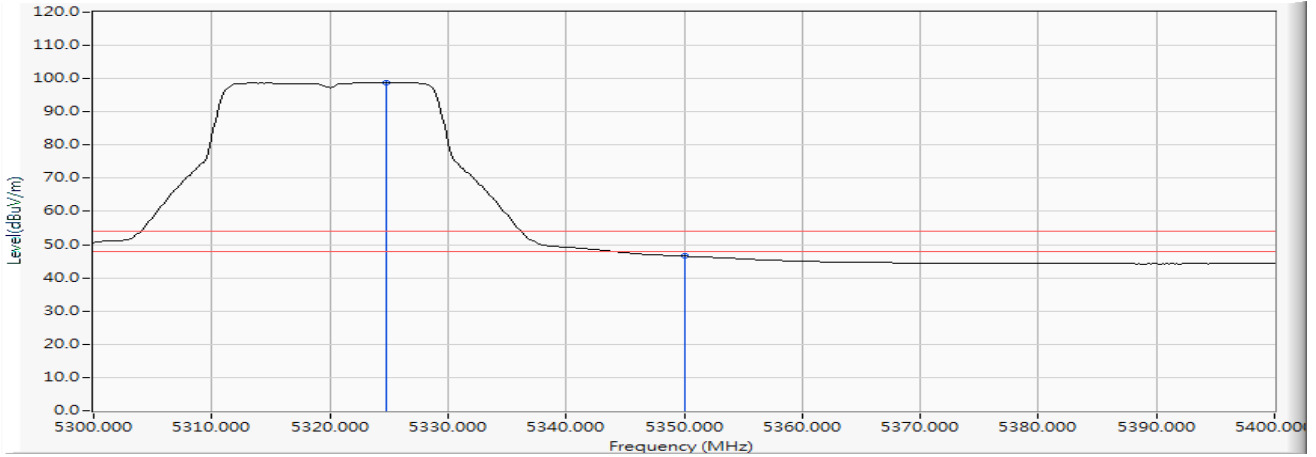
		Frequency (MHz)	Correct Factor (dB)	Reading Level (dBµV)	Measure Level (dBµV/m)	Margin (dB)	Limit (dBµV/m)	Detector Type
1	*	5324.203	15.863	95.241	111.104	--	--	PEAK
2		5350.000	15.912	44.277	60.189	-13.811	74.000	PEAK
3		5352.029	15.919	45.466	61.385	-12.615	74.000	PEAK

Note:

1. All readings above 1GHz are performed with peak and/or average measurements as necessary.
2. Measurement Level = Reading Level + Correct Factor.
3. The average measurement was not performed when the peak measured data under the limit of average detection.

Product : Intel® Wireless-AC 9560  
 Test Item : Band Edge Data  
 Test Mode : Mode 2: Transmit (802.11n-20BW\_14.4Mbps) (5320MHz)  
 Test Date : 2019/10/17

**Vertical**



		Frequency (MHz)	Correct Factor (dB)	Reading Level (dBµV)	Measure Level (dBµV/m)	Margin (dB)	Limit (dBµV/m)	Detector Type
1	*	5324.783	15.865	82.990	98.855	--	--	AVERAGE
2		5350.000	15.912	30.599	46.511	-7.489	54.000	AVERAGE

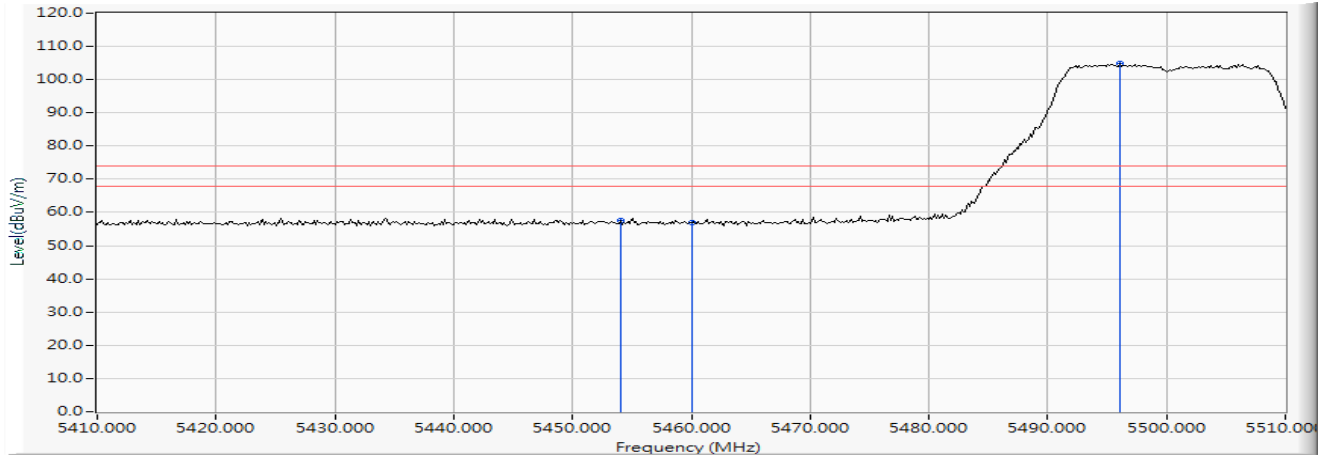
Note:

1. All readings above 1GHz are performed with peak and/or average measurements as necessary.
2. Measurement Level = Reading Level + Correct Factor.
3. The average measurement was not performed when the peak measured data under the limit of average detection.



Product : Intel® Wireless-AC 9560  
 Test Item : Band Edge Data  
 Test Mode : Mode 2: Transmit (802.11n-20BW\_14.4Mbps) (5500MHz)  
 Test Date : 2019/10/17

**Horizontal**



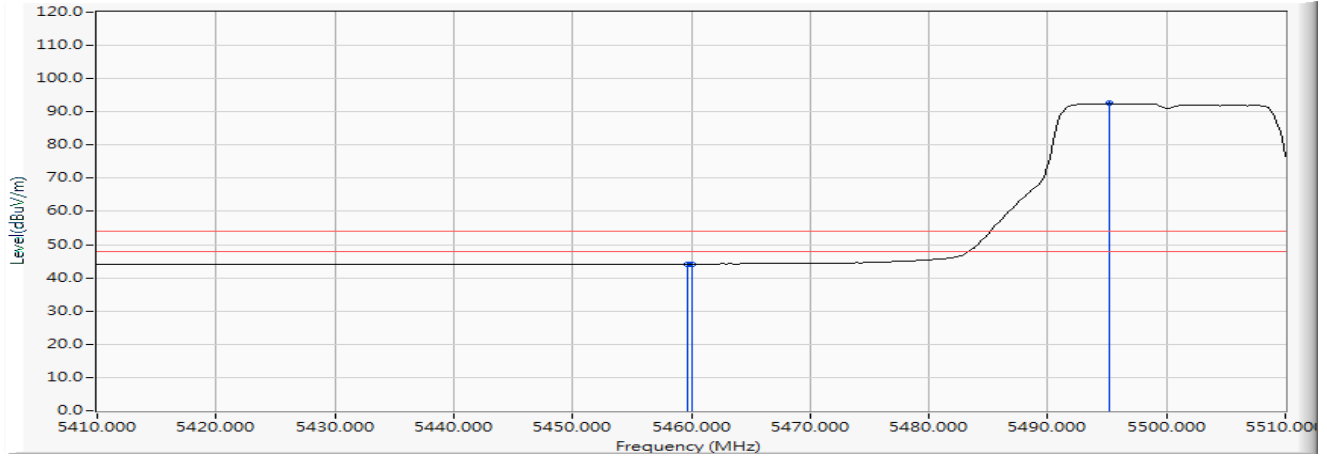
		Frequency (MHz)	Correct Factor (dB)	Reading Level (dBµV)	Measure Level (dBµV/m)	Margin (dB)	Limit (dBµV/m)	Detector Type
1		5454.058	16.170	41.391	57.562	-16.438	74.000	PEAK
2		5460.000	16.185	40.605	56.790	-17.210	74.000	PEAK
3	*	5496.087	16.265	88.621	104.886	--	--	PEAK

Note:

1. All readings above 1GHz are performed with peak and/or average measurements as necessary.
2. Measurement Level = Reading Level + Correct Factor.
3. The average measurement was not performed when the peak measured data under the limit of average detection.

Product : Intel® Wireless-AC 9560  
 Test Item : Band Edge Data  
 Test Mode : Mode 2: Transmit (802.11n-20BW\_14.4Mbps) (5500MHz)  
 Test Date : 2019/10/17

**Horizontal**



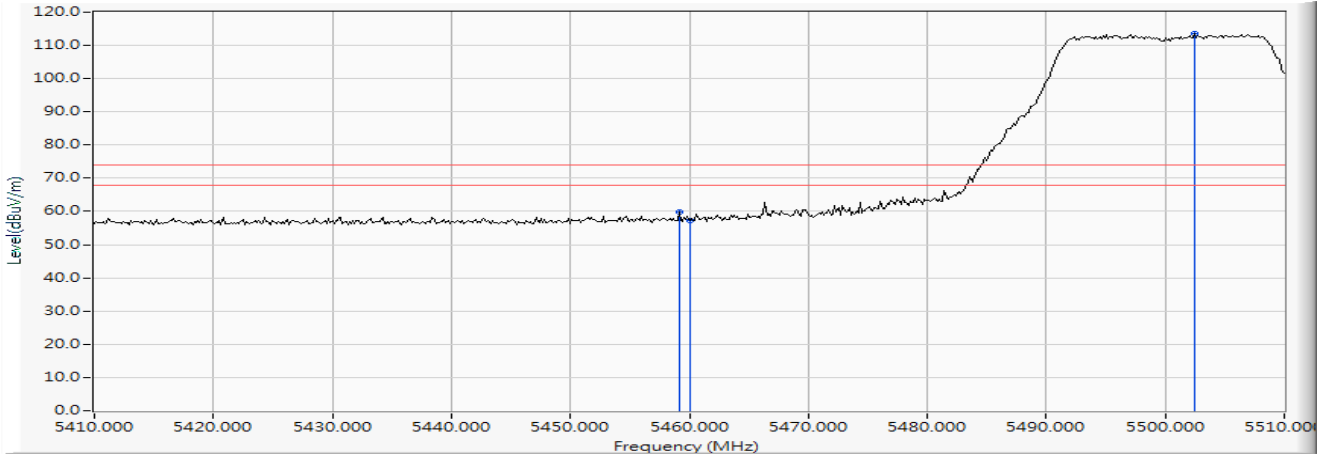
		Frequency (MHz)	Correct Factor (dB)	Reading Level (dBµV)	Measure Level (dBµV/m)	Margin (dB)	Limit (dBµV/m)	Detector Type
1		5459.710	16.184	28.045	44.229	-9.771	54.000	AVERAGE
2		5460.000	16.185	28.007	44.192	-9.808	54.000	AVERAGE
3	*	5495.217	16.264	76.247	92.511	--	--	AVERAGE

Note:

1. All readings above 1GHz are performed with peak and/or average measurements as necessary.
2. Measurement Level = Reading Level + Correct Factor.
3. The average measurement was not performed when the peak measured data under the limit of average detection.

Product : Intel® Wireless-AC 9560  
 Test Item : Band Edge Data  
 Test Mode : Mode 2: Transmit (802.11n-20BW\_14.4Mbps) (5500MHz)  
 Test Date : 2019/10/17

**Vertical**



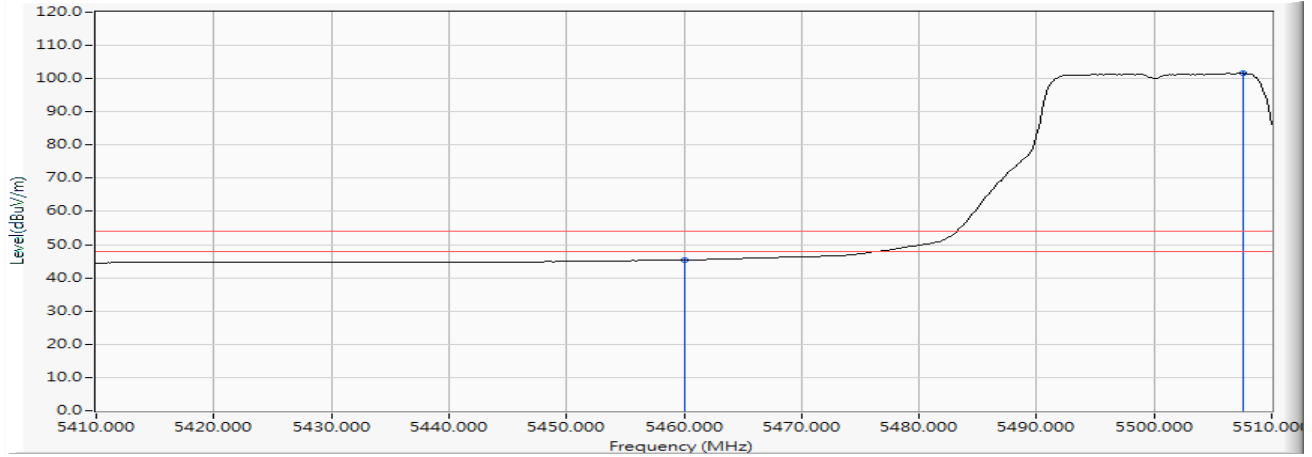
		<b>Frequency (MHz)</b>	<b>Correct Factor (dB)</b>	<b>Reading Level (dBµV)</b>	<b>Measure Level (dBµV/m)</b>	<b>Margin (dB)</b>	<b>Limit (dBµV/m)</b>	<b>Detector Type</b>
1		5459.130	16.183	43.815	59.998	-14.002	74.000	PEAK
2		5460.000	16.185	41.128	57.313	-16.687	74.000	PEAK
3	*	5502.464	16.273	97.437	113.710	--	--	PEAK

Note:

1. All readings above 1GHz are performed with peak and/or average measurements as necessary.
2. Measurement Level = Reading Level + Correct Factor.
3. The average measurement was not performed when the peak measured data under the limit of average detection.

Product : Intel® Wireless-AC 9560  
 Test Item : Band Edge Data  
 Test Mode : Mode 2: Transmit (802.11n-20BW\_14.4Mbps) (5500MHz)  
 Test Date : 2019/10/17

**Vertical**



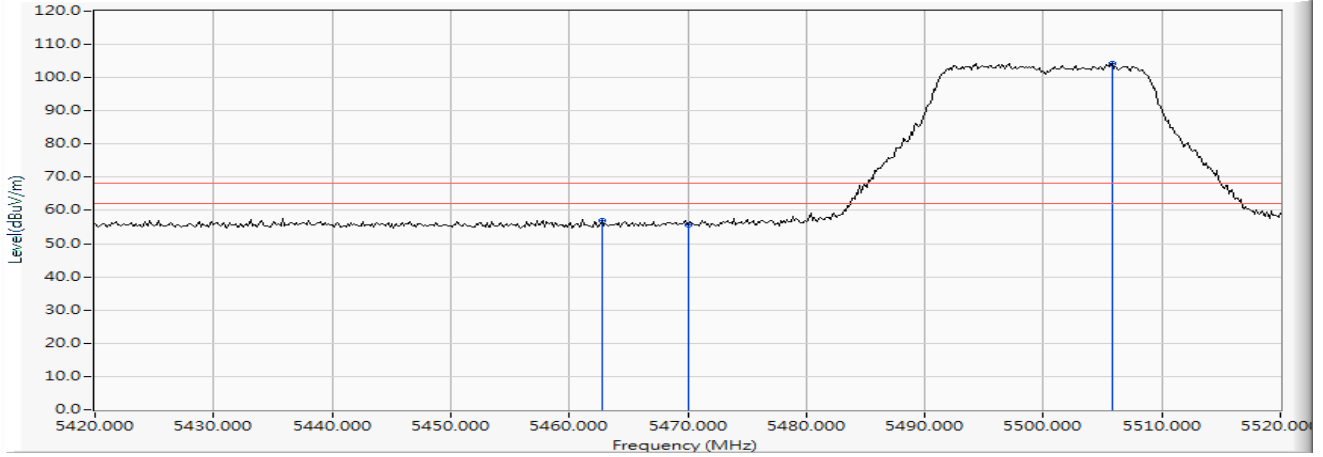
		Frequency (MHz)	Correct Factor (dB)	Reading Level (dBµV)	Measure Level (dBµV/m)	Margin (dB)	Limit (dBµV/m)	Detector Type
1		5460.000	16.185	29.198	45.383	-8.617	54.000	AVERAGE
2	*	5507.536	16.274	85.268	101.542	--	--	AVERAGE

Note:

1. All readings above 1GHz are performed with peak and/or average measurements as necessary.
2. Measurement Level = Reading Level + Correct Factor.
3. The average measurement was not performed when the peak measured data under the limit of average detection.

Product : Intel® Wireless-AC 9560  
 Test Item : Band Edge Data  
 Test Mode : Mode 2: Transmit (802.11n-20BW\_14.4Mbps) (5500MHz)  
 Test Date : 2019/10/17

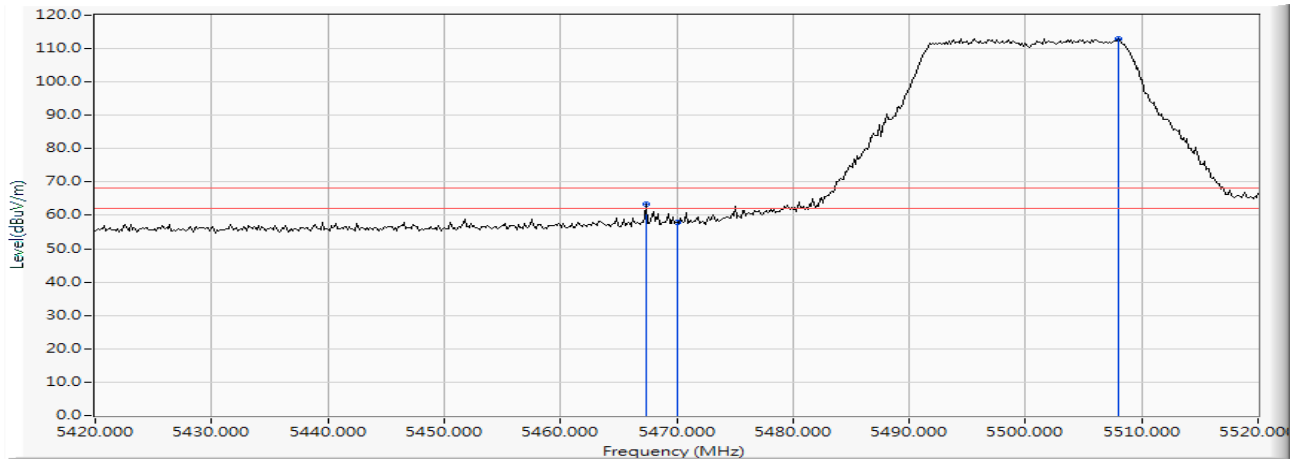
**Horizontal**



		Frequency (MHz)	Correct Factor (dB)	Reading Level (dBµV)	Measure Level (dBµV/m)	Margin (dB)	Limit (dBµV/m)	Detector Type
1		5462.754	16.189	40.627	56.816	-11.404	68.220	PEAK
2		5470.000	16.200	39.574	55.774	-12.446	68.220	PEAK
3	*	5505.797	16.273	88.029	104.302	--	--	PEAK

Product : Intel® Wireless-AC 9560  
 Test Item : Band Edge Data  
 Test Mode : Mode 2: Transmit (802.11n-20BW\_14.4Mbps) (5500MHz)  
 Test Date : 2019/10/17

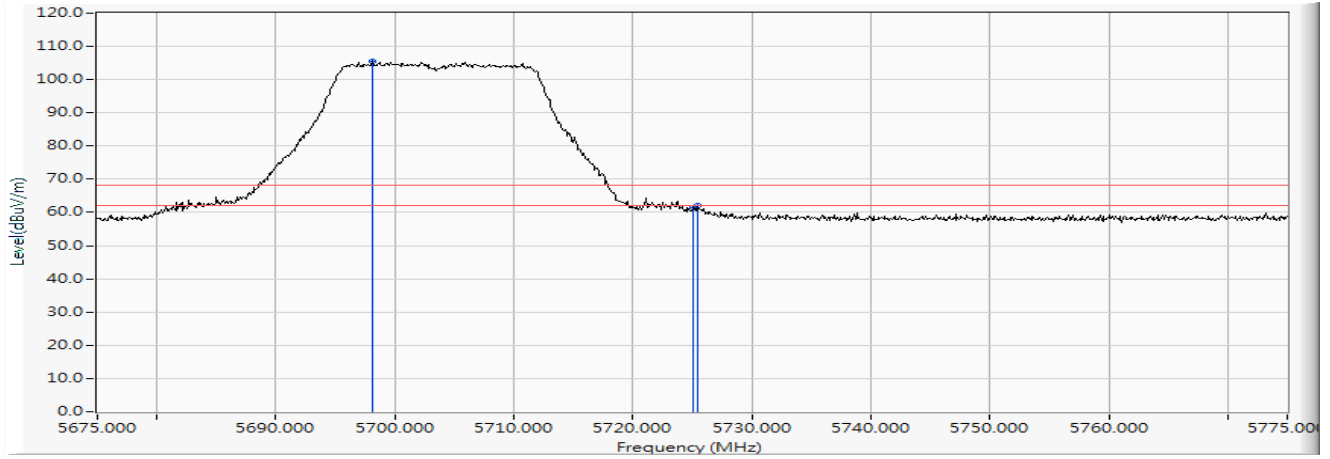
**Vertical**



		Frequency (MHz)	Correct Factor (dB)	Reading Level (dBµV)	Measure Level (dBµV/m)	Margin (dB)	Limit (dBµV/m)	Detector Type
1		5467.391	16.196	47.248	63.443	-4.777	68.220	PEAK
2		5470.000	16.200	41.671	57.871	-10.349	68.220	PEAK
3	*	5507.971	16.274	96.695	112.969	--	--	PEAK

Product : Intel® Wireless-AC 9560  
 Test Item : Band Edge Data  
 Test Mode : Mode 2: Transmit (802.11n-20BW\_14.4Mbps) (5700MHz)  
 Test Date : 2019/10/17

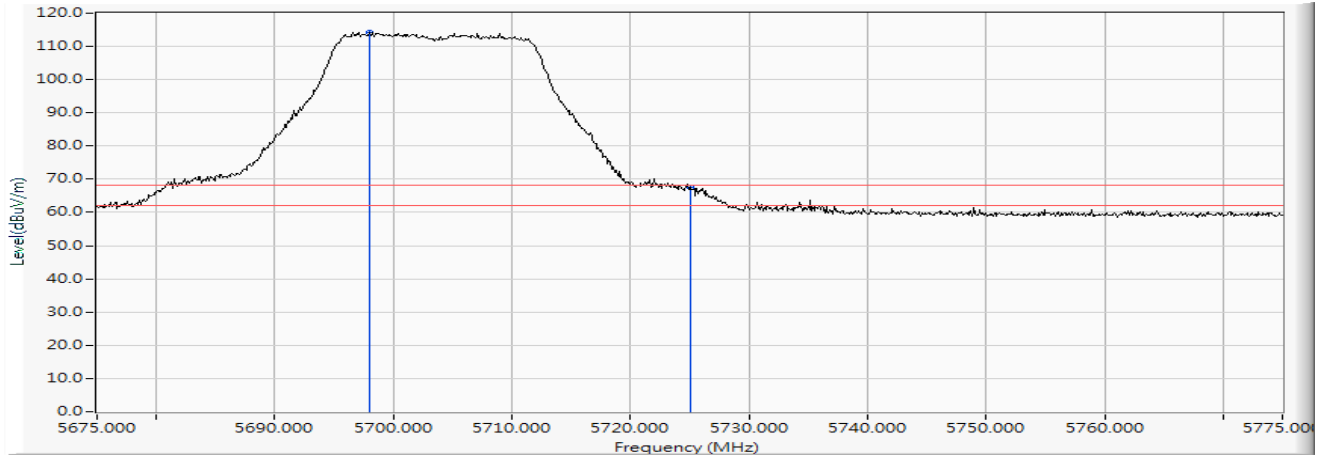
**Horizontal**



		Frequency (MHz)	Correct Factor (dB)	Reading Level (dBµV)	Measure Level (dBµV/m)	Margin (dB)	Limit (dBµV/m)	Detector Type
1	*	5698.100	16.500	88.869	105.368	--	--	PEAK
2		5725.000	16.544	44.766	61.310	-6.910	68.220	PEAK
3		5725.400	16.545	45.705	62.250	-5.970	68.220	PEAK

Product : Intel® Wireless-AC 9560  
 Test Item : Band Edge Data  
 Test Mode : Mode 2: Transmit (802.11n-20BW\_14.4Mbps) (5700MHz)  
 Test Date : 2019/10/17

**Vertical**

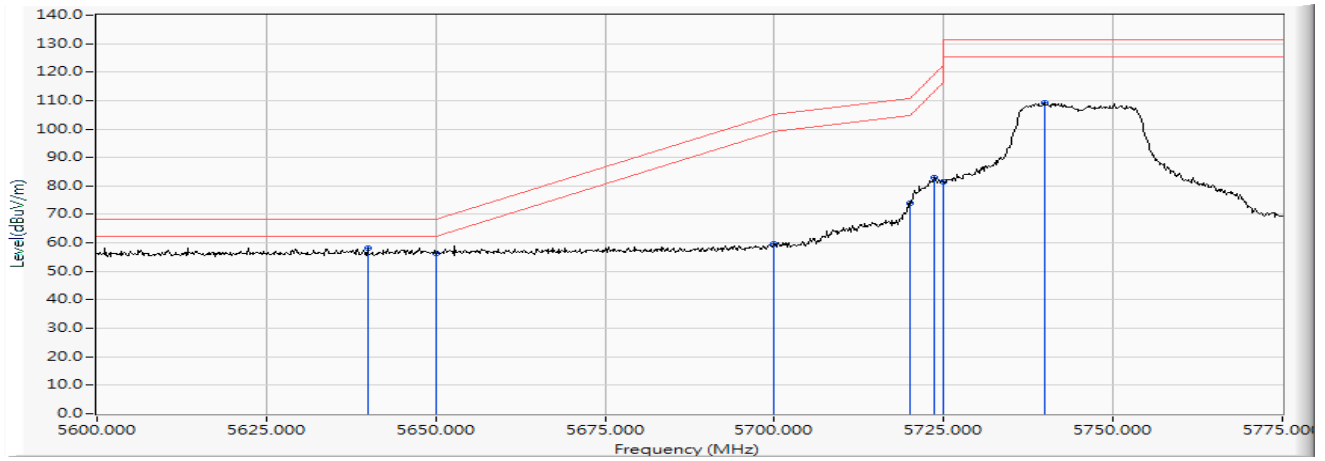


		Frequency (MHz)	Correct Factor (dB)	Reading Level (dBµV)	Measure Level (dBµV/m)	Margin (dB)	Limit (dBµV/m)	Detector Type
1	*	5698.000	16.499	97.852	114.351	--	--	PEAK
2		5725.000	16.544	50.918	67.462	-0.758	68.220	PEAK



Product : Intel® Wireless-AC 9560  
 Test Item : Band Edge Data  
 Test Mode : Mode 2: Transmit (802.11n-20BW\_14.4Mbps) (5745MHz)  
 Test Date : 2019/07/27

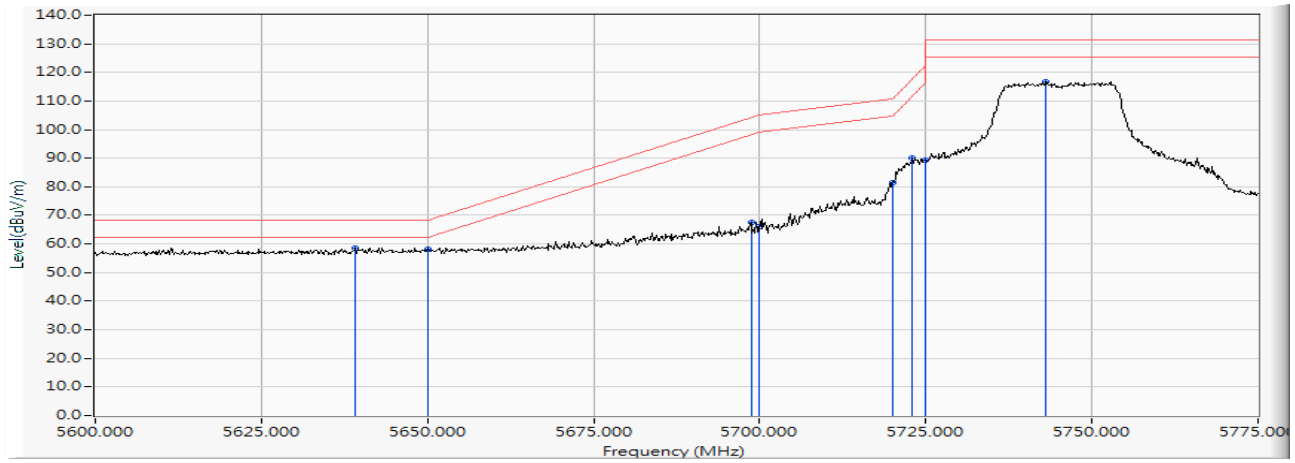
**Horizontal**



		Frequency (MHz)	Correct Factor (dB)	Reading Level (dBµV)	Measure Level (dBµV/m)	Margin (dB)	Limit (dBµV/m)	Detector Type
1	*	5639.900	16.420	41.927	58.346	-9.874	68.220	PEAK
2		5650.000	16.447	39.983	56.430	-11.790	68.220	PEAK
3		5700.000	16.502	43.101	59.603	-45.597	105.200	PEAK
4		5720.000	16.535	57.282	73.817	-36.983	110.800	PEAK
5		5723.550	16.541	66.249	82.791	-36.103	118.894	PEAK
6		5725.000	16.544	64.841	81.385	-40.815	122.200	PEAK
7		5739.825	16.556	92.577	109.133	--	--	PEAK

Product : Intel® Wireless-AC 9560  
 Test Item : Band Edge Data  
 Test Mode : Mode 2: Transmit (802.11n-20BW\_14.4Mbps) (5745MHz)  
 Test Date : 2019/07/27

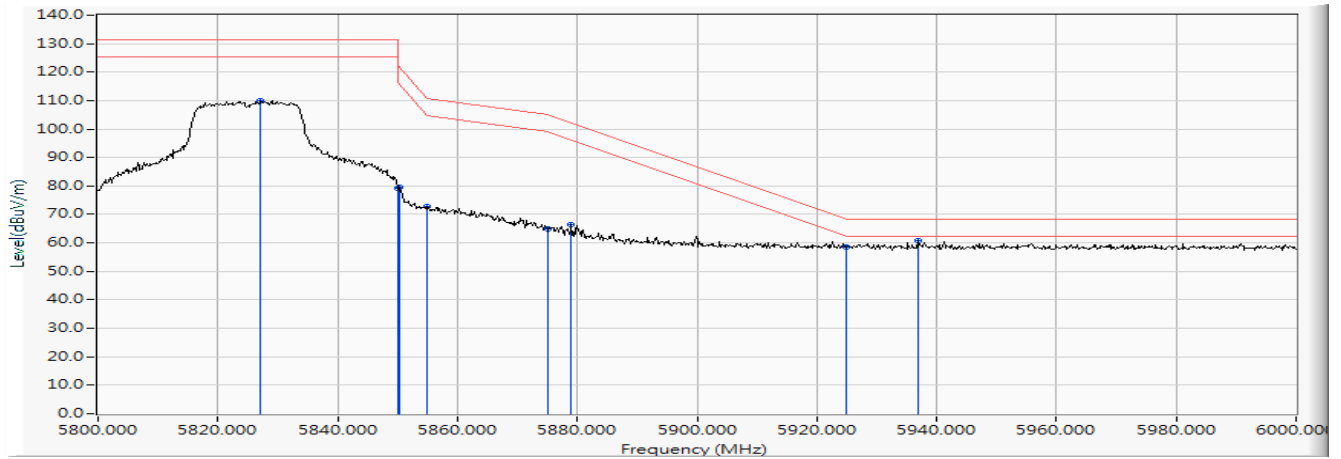
**Vertical**



		Frequency (MHz)	Correct Factor (dB)	Reading Level (dBµV)	Measure Level (dBµV/m)	Margin (dB)	Limit (dBµV/m)	Detector Type
1	*	5639.200	16.417	42.299	58.716	-9.504	68.220	PEAK
2		5650.000	16.447	41.856	58.303	-9.917	68.220	PEAK
3		5698.700	16.500	51.054	67.554	-36.685	104.239	PEAK
4		5700.000	16.502	49.615	66.117	-39.083	105.200	PEAK
5		5720.000	16.535	65.041	81.576	-29.224	110.800	PEAK
6		5723.025	16.541	73.555	90.096	-27.601	117.697	PEAK
7		5725.000	16.544	72.735	89.279	-32.921	122.200	PEAK
8		5742.975	16.558	100.283	116.841	--	--	PEAK

Product : Intel® Wireless-AC 9560  
 Test Item : Band Edge Data  
 Test Mode : Mode 2: Transmit (802.11n-20BW\_14.4Mbps) (5825MHz)  
 Test Date : 2019/07/27

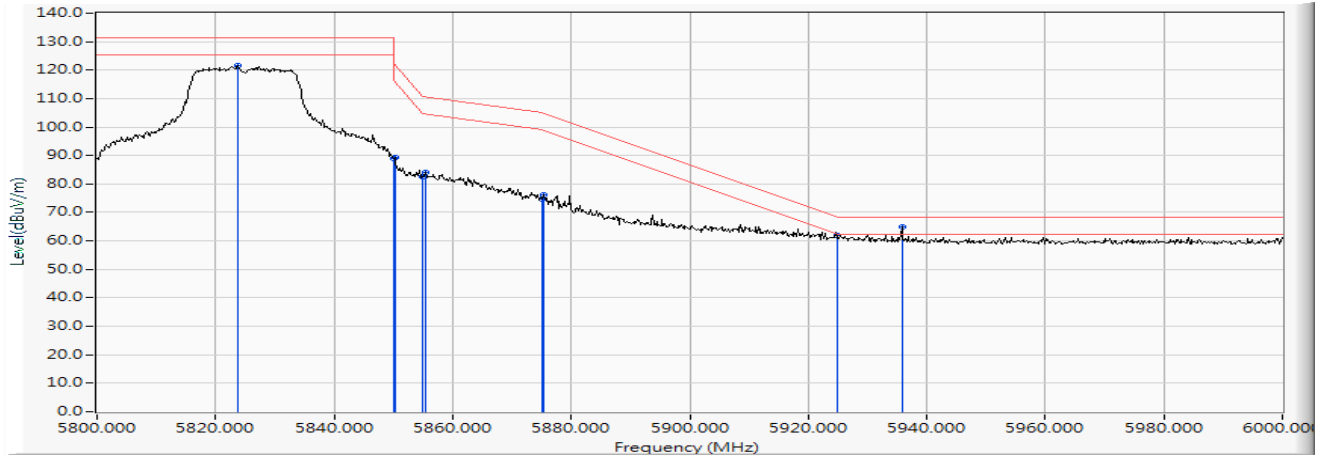
**Horizontal**



		Frequency (MHz)	Correct Factor (dB)	Reading Level (dBµV)	Measure Level (dBµV/m)	Margin (dB)	Limit (dBµV/m)	Detector Type
1		5827.200	16.714	93.178	109.892	--	--	PEAK
2		5850.000	16.748	62.485	79.233	-42.967	122.200	PEAK
3		5850.400	16.749	62.721	79.470	-41.818	121.288	PEAK
4		5855.000	16.758	55.923	72.681	-38.119	110.800	PEAK
5		5875.000	16.807	48.092	64.900	-40.300	105.200	PEAK
6		5879.000	16.818	49.596	66.415	-35.825	102.240	PEAK
7		5925.000	16.920	41.558	58.478	-9.722	68.200	PEAK
8	*	5936.800	16.933	43.698	60.631	-7.569	68.200	PEAK

Product : Intel® Wireless-AC 9560  
 Test Item : Band Edge Data  
 Test Mode : Mode 2: Transmit (802.11n-20BW\_14.4Mbps) (5825MHz)  
 Test Date : 2019/07/27

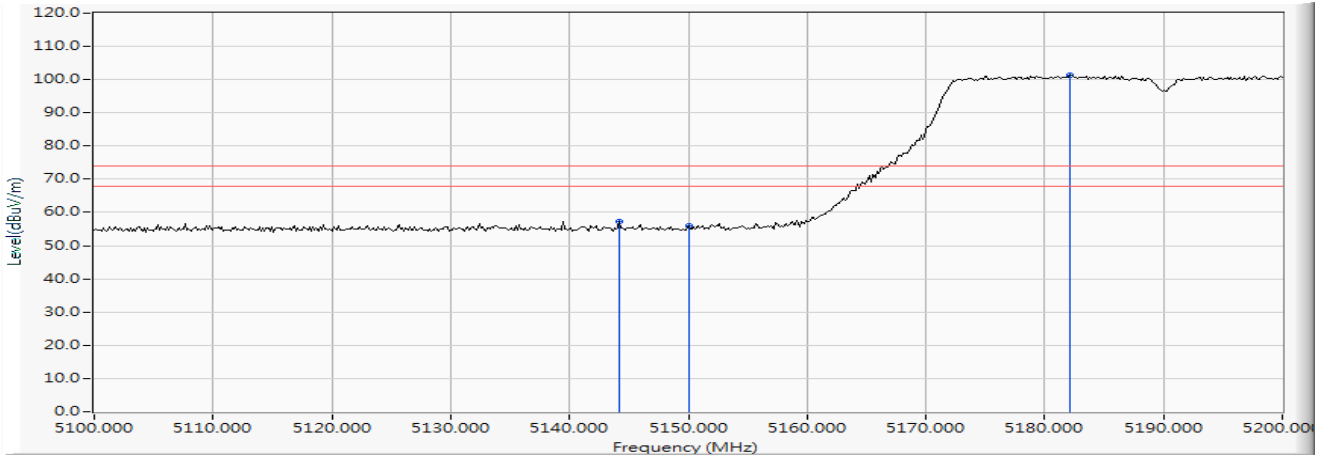
**Vertical**



		Frequency (MHz)	Correct Factor (dB)	Reading Level (dBµV)	Measure Level (dBµV/m)	Margin (dB)	Limit (dBµV/m)	Detector Type
1		5823.800	16.710	104.954	121.664	--	--	PEAK
2		5850.000	16.748	72.144	88.892	-33.308	122.200	PEAK
3		5850.200	16.748	72.632	89.381	-32.363	121.744	PEAK
4		5855.000	16.758	65.953	82.711	-28.089	110.800	PEAK
5		5855.400	16.760	67.181	83.940	-26.748	110.688	PEAK
6		5875.000	16.807	57.972	74.780	-30.420	105.200	PEAK
7		5875.400	16.809	59.365	76.174	-28.730	104.904	PEAK
8		5925.000	16.920	44.894	61.814	-6.386	68.200	PEAK
9	*	5935.800	16.932	47.854	64.785	-3.415	68.200	PEAK

Product : Intel® Wireless-AC 9560  
 Test Item : Band Edge Data  
 Test Mode : Mode 3: Transmit (802.11n-40BW\_30Mbps) (5190MHz)  
 Test Date : 2019/10/21

**Horizontal**



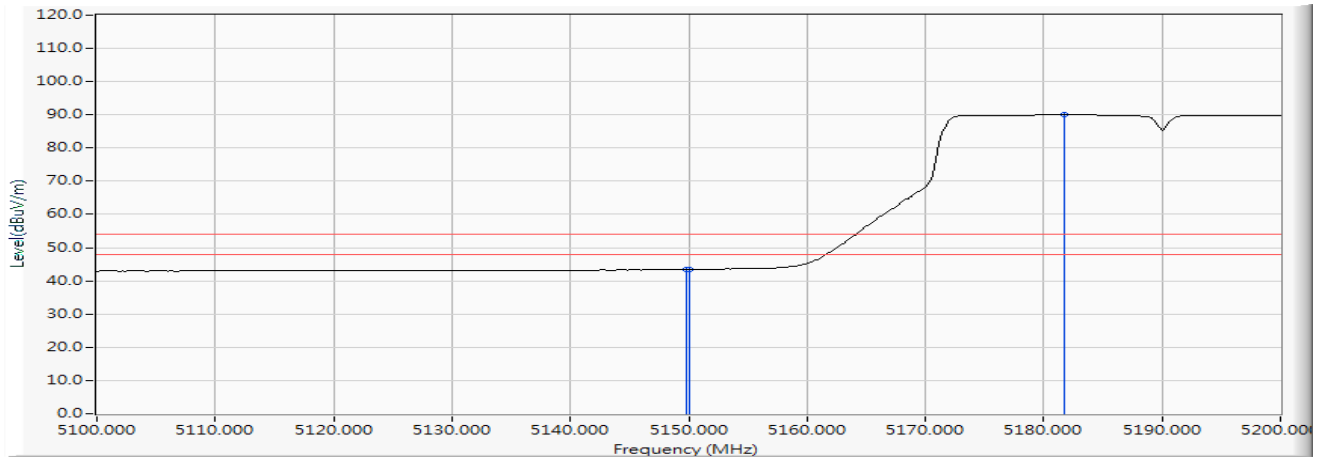
		Frequency (MHz)	Correct Factor (dB)	Reading Level (dBµV)	Measure Level (dBµV/m)	Margin (dB)	Limit (dBµV/m)	Detector Type
1		5144.203	15.274	42.051	57.325	-16.675	74.000	PEAK
2		5150.000	15.307	40.617	55.924	-18.076	74.000	PEAK
3	*	5182.174	15.401	85.840	101.242	--	--	PEAK

Note:

1. All readings above 1GHz are performed with peak and/or average measurements as necessary.
2. Measurement Level = Reading Level + Correct Factor.
3. The average measurement was not performed when the peak measured data under the limit of average detection.

Product : Intel® Wireless-AC 9560  
 Test Item : Band Edge Data  
 Test Mode : Mode 3: Transmit (802.11n-40BW\_30Mbps) (5190MHz)  
 Test Date : 2019/10/21

**Horizontal**



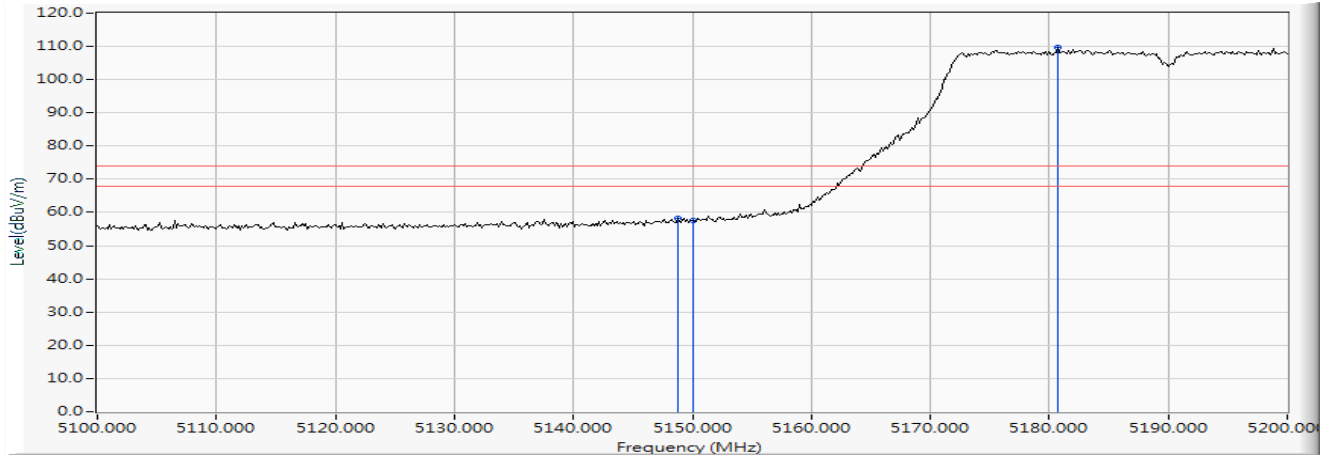
		Frequency (MHz)	Correct Factor (dB)	Reading Level (dBµV)	Measure Level (dBµV/m)	Margin (dB)	Limit (dBµV/m)	Detector Type
1		5149.855	15.307	28.104	43.410	-10.590	54.000	AVERAGE
2		5150.000	15.307	28.098	43.405	-10.595	54.000	AVERAGE
3	*	5181.739	15.400	74.699	90.099	--	--	AVERAGE

Note:

1. All readings above 1GHz are performed with peak and/or average measurements as necessary.
2. Measurement Level = Reading Level + Correct Factor.
3. The average measurement was not performed when the peak measured data under the limit of average detection.

Product : Intel® Wireless-AC 9560  
 Test Item : Band Edge Data  
 Test Mode : Mode 3: Transmit (802.11n-40BW\_30Mbps) (5190MHz)  
 Test Date : 2019/10/21

**Vertical**



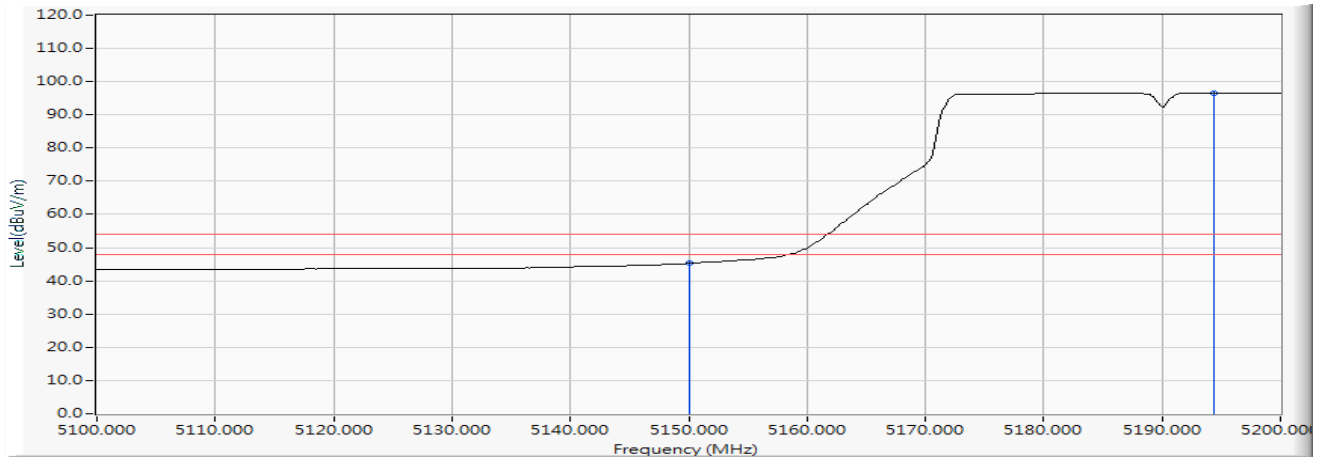
		Frequency (MHz)	Correct Factor (dB)	Reading Level (dBµV)	Measure Level (dBµV/m)	Margin (dB)	Limit (dBµV/m)	Detector Type
1		5148.841	15.300	42.778	58.078	-15.922	74.000	PEAK
2		5150.000	15.307	42.362	57.669	-16.331	74.000	PEAK
3	*	5180.725	15.395	94.262	109.657	--	--	PEAK

Note:

1. All readings above 1GHz are performed with peak and/or average measurements as necessary.
2. Measurement Level = Reading Level + Correct Factor.
3. The average measurement was not performed when the peak measured data under the limit of average detection.

Product : Intel® Wireless-AC 9560  
 Test Item : Band Edge Data  
 Test Mode : Mode 3: Transmit (802.11n-40BW\_30Mbps) (5190MHz)  
 Test Date : 2019/10/21

**Vertical**



		Frequency (MHz)	Correct Factor (dB)	Reading Level (dBµV)	Measure Level (dBµV/m)	Margin (dB)	Limit (dBµV/m)	Detector Type
1		5150.000	15.307	29.955	45.262	-8.738	54.000	AVERAGE
2	*	5194.348	15.452	81.222	96.673	--	--	AVERAGE

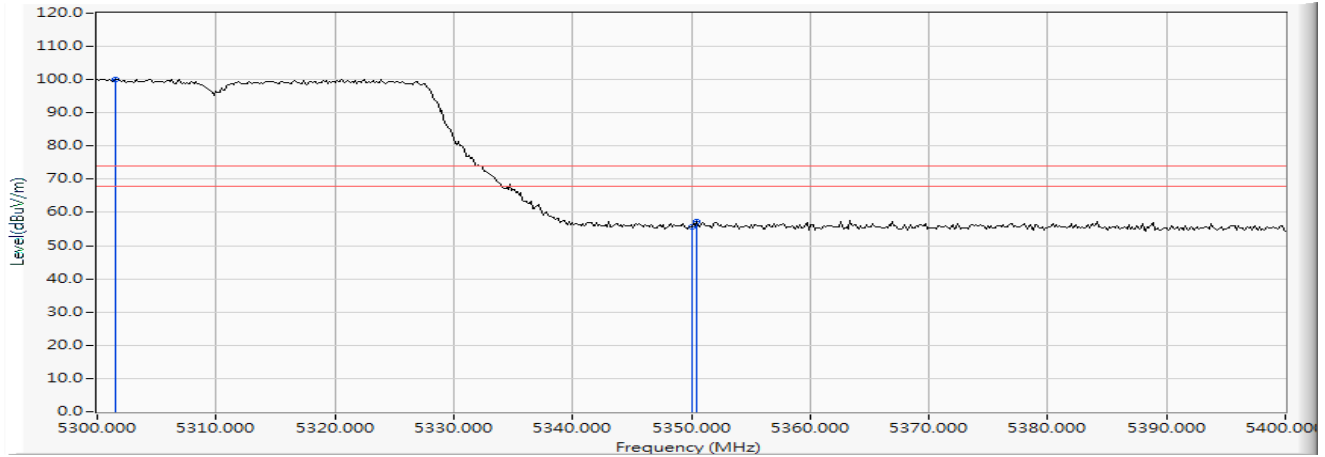
Note:

1. All readings above 1GHz are performed with peak and/or average measurements as necessary.
2. Measurement Level = Reading Level + Correct Factor.
3. The average measurement was not performed when the peak measured data under the limit of average detection.



Product : Intel® Wireless-AC 9560  
 Test Item : Band Edge Data  
 Test Mode : Mode 3: Transmit (802.11n-40BW\_30Mbps) (5310MHz)  
 Test Date : 2019/10/21

**Horizontal**



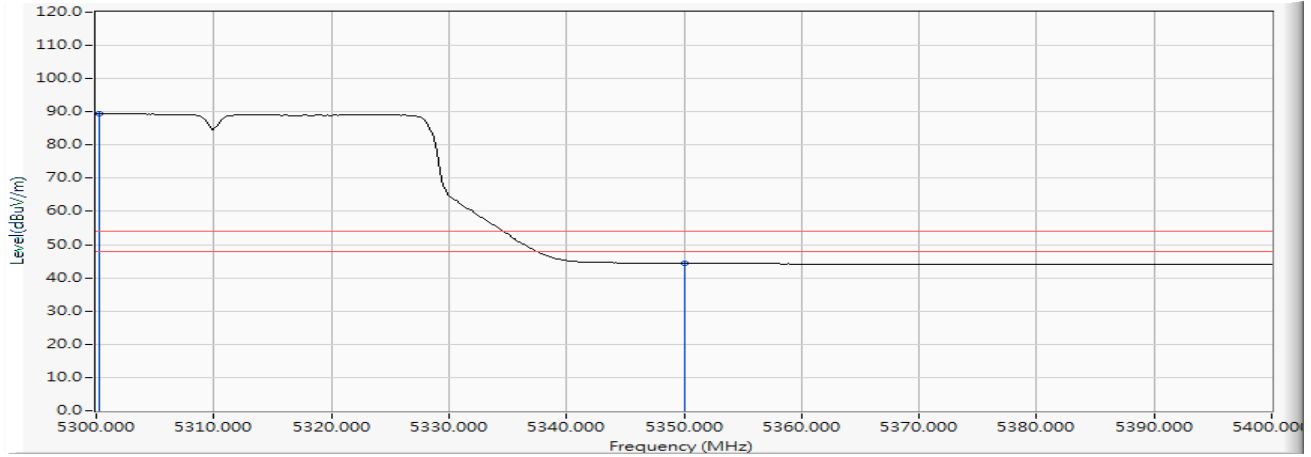
		Frequency (MHz)	Correct Factor (dB)	Reading Level (dBµV)	Measure Level (dBµV/m)	Margin (dB)	Limit (dBµV/m)	Detector Type
1	*	5301.594	15.800	84.386	100.186	--	--	PEAK
2		5350.000	15.912	39.599	55.511	-18.489	74.000	PEAK
3		5350.435	15.914	41.254	57.167	-16.833	74.000	PEAK

Note:

1. All readings above 1GHz are performed with peak and/or average measurements as necessary.
2. Measurement Level = Reading Level + Correct Factor.
3. The average measurement was not performed when the peak measured data under the limit of average detection.

Product : Intel® Wireless-AC 9560  
 Test Item : Band Edge Data  
 Test Mode : Mode 3: Transmit (802.11n-40BW\_30Mbps) (5310MHz)  
 Test Date : 2019/10/21

**Horizontal**



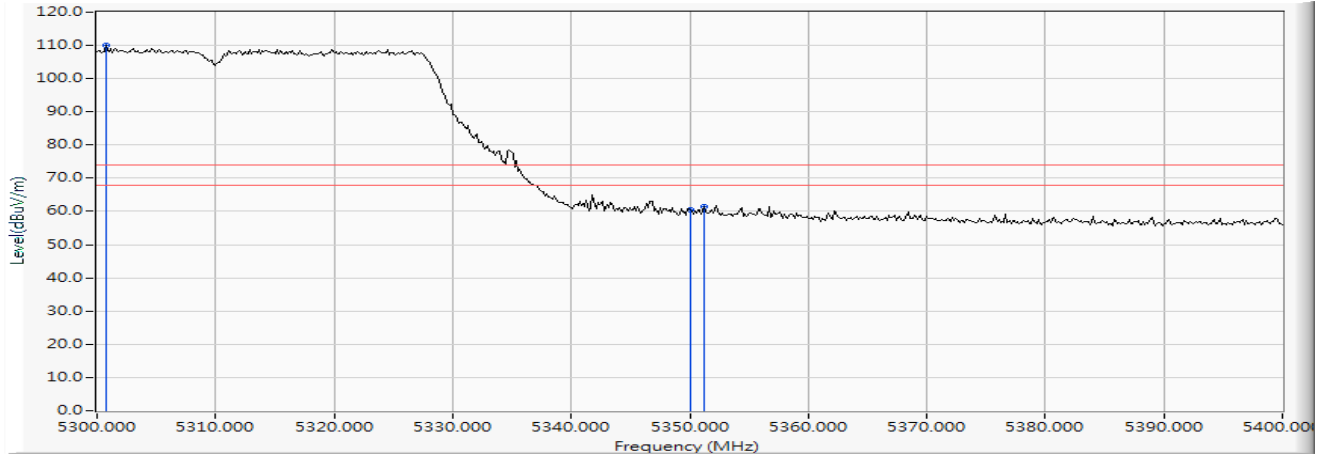
		Frequency (MHz)	Correct Factor (dB)	Reading Level (dBµV)	Measure Level (dBµV/m)	Margin (dB)	Limit (dBµV/m)	Detector Type
1	*	5300.290	15.797	73.790	89.587	--	--	AVERAGE
2		5350.000	15.912	28.434	44.346	-9.654	54.000	AVERAGE

Note:

1. All readings above 1GHz are performed with peak and/or average measurements as necessary.
2. Measurement Level = Reading Level + Correct Factor.
3. The average measurement was not performed when the peak measured data under the limit of average detection.

Product : Intel® Wireless-AC 9560  
 Test Item : Band Edge Data  
 Test Mode : Mode 3: Transmit (802.11n-40BW\_30Mbps) (5310MHz)  
 Test Date : 2019/10/21

**Vertical**



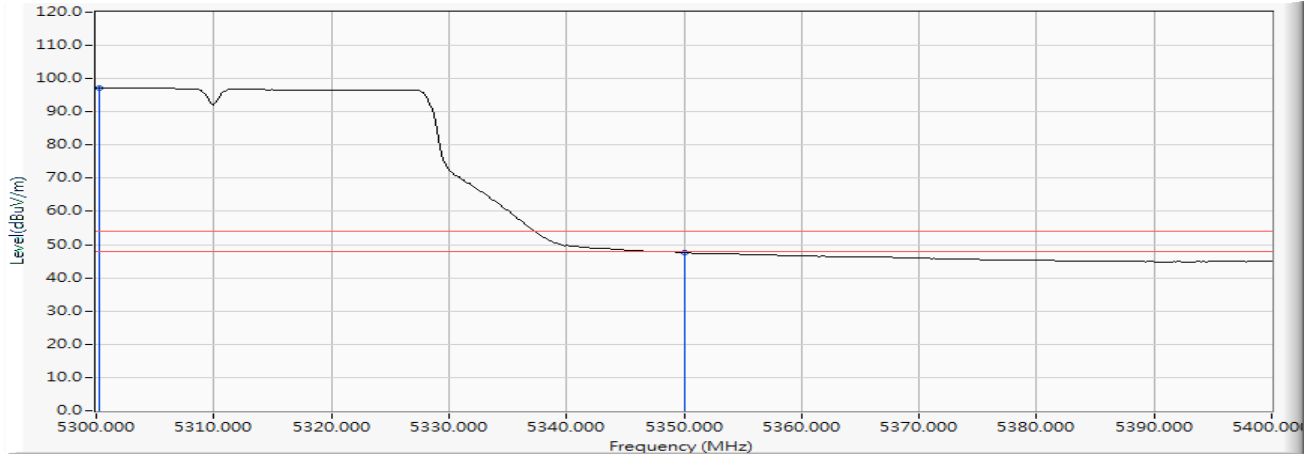
		Frequency (MHz)	Correct Factor (dB)	Reading Level (dBµV)	Measure Level (dBµV/m)	Margin (dB)	Limit (dBµV/m)	Detector Type
1	*	5300.725	15.797	94.192	109.990	--	--	PEAK
2		5350.000	15.912	44.487	60.399	-13.601	74.000	PEAK
3		5351.159	15.915	45.454	61.370	-12.630	74.000	PEAK

Note:

1. All readings above 1GHz are performed with peak and/or average measurements as necessary.
2. Measurement Level = Reading Level + Correct Factor.
3. The average measurement was not performed when the peak measured data under the limit of average detection.

Product : Intel® Wireless-AC 9560  
 Test Item : Band Edge Data  
 Test Mode : Mode 3: Transmit (802.11n-40BW\_30Mbps) (5310MHz)  
 Test Date : 2019/10/21

**Vertical**



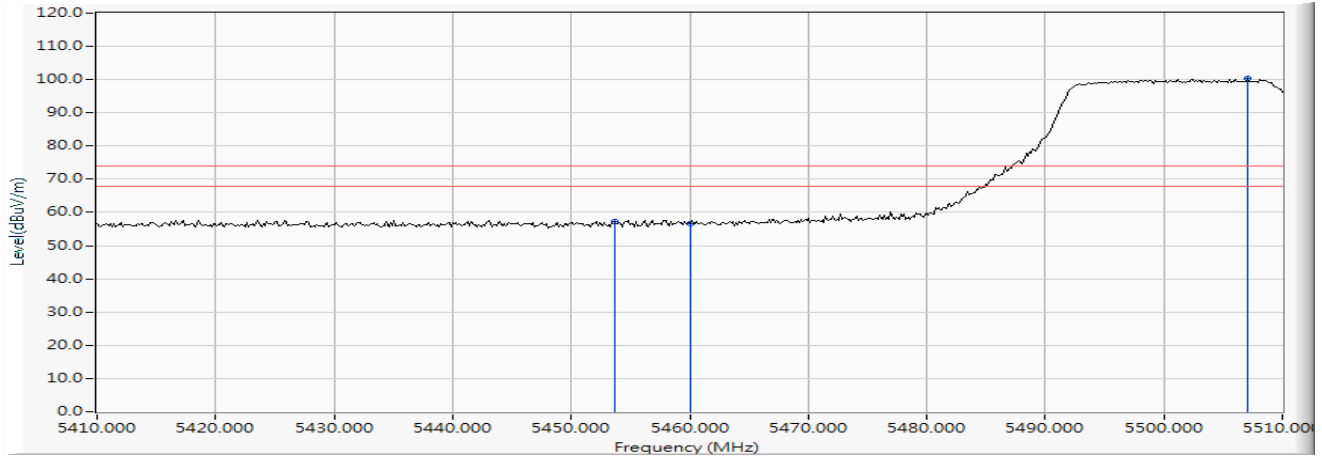
		Frequency (MHz)	Correct Factor (dB)	Reading Level (dBµV)	Measure Level (dBµV/m)	Margin (dB)	Limit (dBµV/m)	Detector Type
1	*	5300.290	15.797	81.393	97.190	--	--	AVERAGE
2		5350.000	15.912	31.734	47.646	-6.354	54.000	AVERAGE

Note:

1. All readings above 1GHz are performed with peak and/or average measurements as necessary.
2. Measurement Level = Reading Level + Correct Factor.
3. The average measurement was not performed when the peak measured data under the limit of average detection.

Product : Intel® Wireless-AC 9560  
 Test Item : Band Edge Data  
 Test Mode : Mode 3: Transmit (802.11n-40BW\_30Mbps) (5510MHz)  
 Test Date : 2019/10/21

**Horizontal**



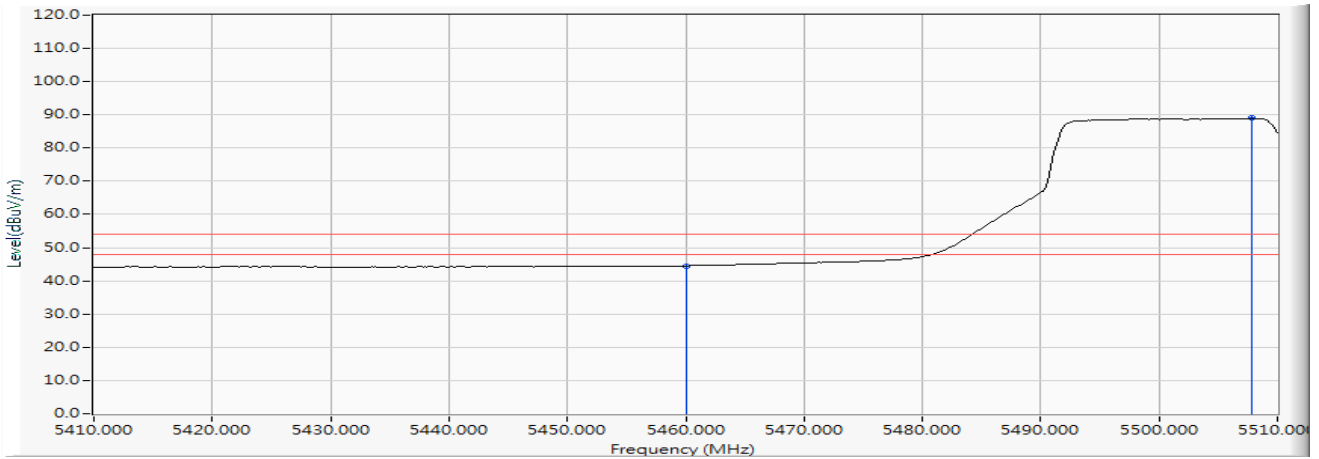
		Frequency (MHz)	Correct Factor (dB)	Reading Level (dBµV)	Measure Level (dBµV/m)	Margin (dB)	Limit (dBµV/m)	Detector Type
1		5453.623	16.169	41.255	57.424	-16.576	74.000	PEAK
2		5460.000	16.185	40.448	56.633	-17.367	74.000	PEAK
3	*	5507.101	16.273	83.967	100.241	--	--	PEAK

Note:

1. All readings above 1GHz are performed with peak and/or average measurements as necessary.
2. Measurement Level = Reading Level + Correct Factor.
3. The average measurement was not performed when the peak measured data under the limit of average detection.

Product : Intel® Wireless-AC 9560  
 Test Item : Band Edge Data  
 Test Mode : Mode 3: Transmit (802.11n-40BW\_30Mbps) (5510MHz)  
 Test Date : 2019/10/21

**Horizontal**



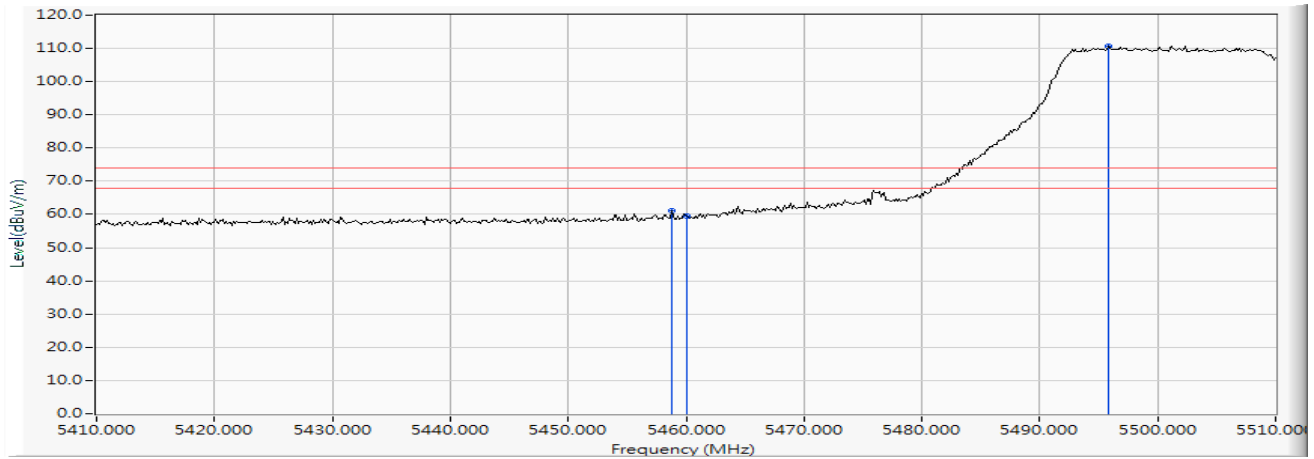
		Frequency (MHz)	Correct Factor (dB)	Reading Level (dBµV)	Measure Level (dBµV/m)	Margin (dB)	Limit (dBµV/m)	Detector Type
1		5460.000	16.185	28.366	44.551	-9.449	54.000	AVERAGE
2	*	5507.826	16.274	72.697	88.971	--	--	AVERAGE

Note:

1. All readings above 1GHz are performed with peak and/or average measurements as necessary.
2. Measurement Level = Reading Level + Correct Factor.
3. The average measurement was not performed when the peak measured data under the limit of average detection.

Product : Intel® Wireless-AC 9560  
 Test Item : Band Edge Data  
 Test Mode : Mode 3: Transmit (802.11n-40BW\_30Mbps) (5510MHz)  
 Test Date : 2019/10/21

**Vertical**



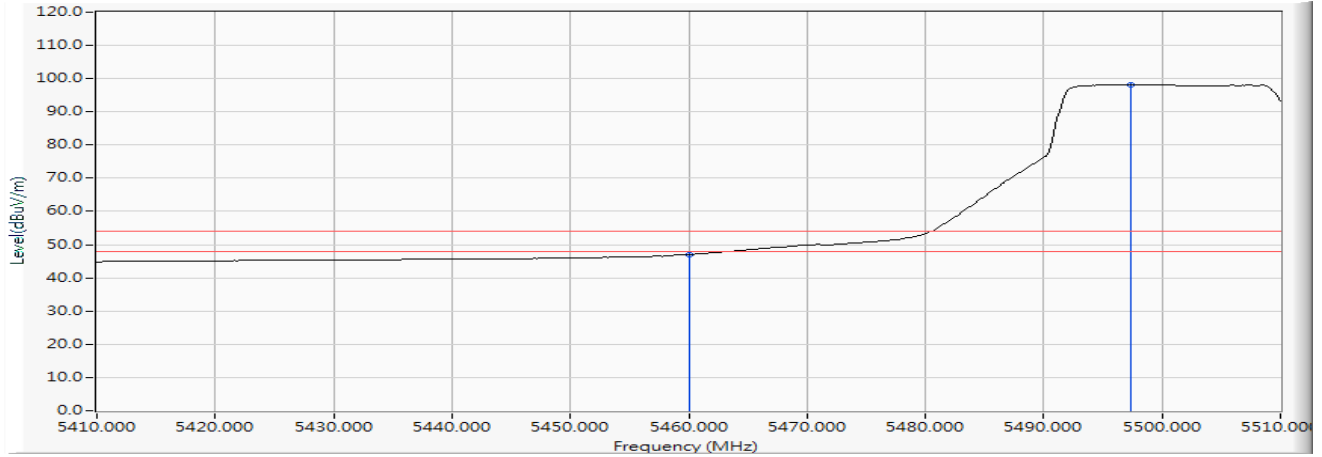
		Frequency (MHz)	Correct Factor (dB)	Reading Level (dBµV)	Measure Level (dBµV/m)	Margin (dB)	Limit (dBµV/m)	Detector Type
1		5458.841	16.183	44.991	61.174	-12.826	74.000	PEAK
2		5460.000	16.185	43.213	59.398	-14.602	74.000	PEAK
3	*	5495.797	16.265	94.427	110.692	--	--	PEAK

Note:

1. All readings above 1GHz are performed with peak and/or average measurements as necessary.
2. Measurement Level = Reading Level + Correct Factor.
3. The average measurement was not performed when the peak measured data under the limit of average detection.

Product : Intel® Wireless-AC 9560  
 Test Item : Band Edge Data  
 Test Mode : Mode 3: Transmit (802.11n-40BW\_30Mbps) (5510MHz)  
 Test Date : 2019/10/21

**Vertical**



		Frequency (MHz)	Correct Factor (dB)	Reading Level (dBµV)	Measure Level (dBµV/m)	Margin (dB)	Limit (dBµV/m)	Detector Type
1		5460.000	16.185	30.826	47.011	-6.989	54.000	AVERAGE
2	*	5497.391	16.267	81.966	98.233	--	--	AVERAGE

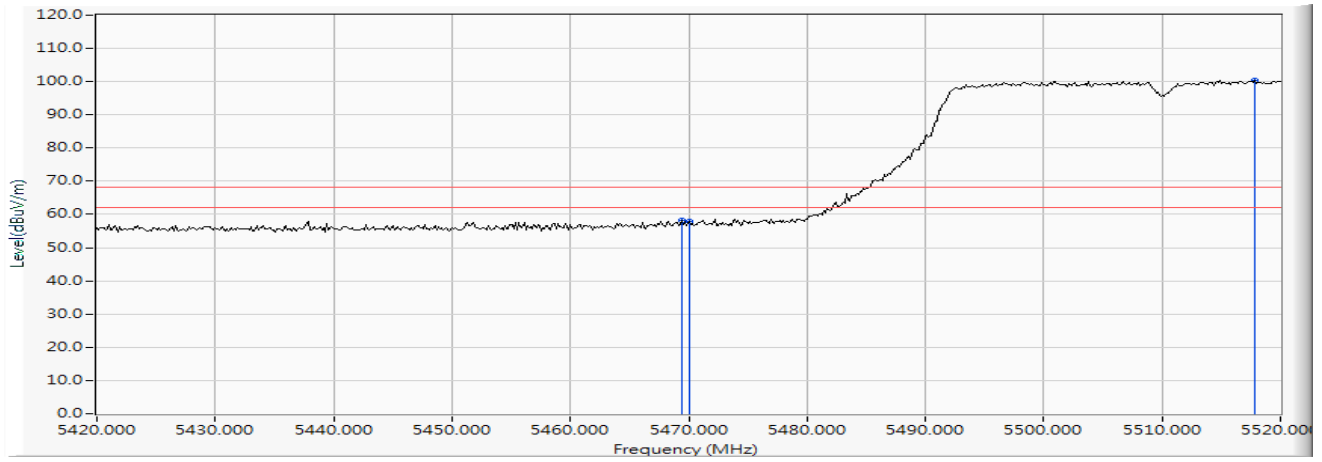
Note:

1. All readings above 1GHz are performed with peak and/or average measurements as necessary.
2. Measurement Level = Reading Level + Correct Factor.
3. The average measurement was not performed when the peak measured data under the limit of average detection.



Product : Intel® Wireless-AC 9560  
 Test Item : Band Edge Data  
 Test Mode : Mode 3: Transmit (802.11n-40BW\_30Mbps) (5510MHz)  
 Test Date : 2019/10/21

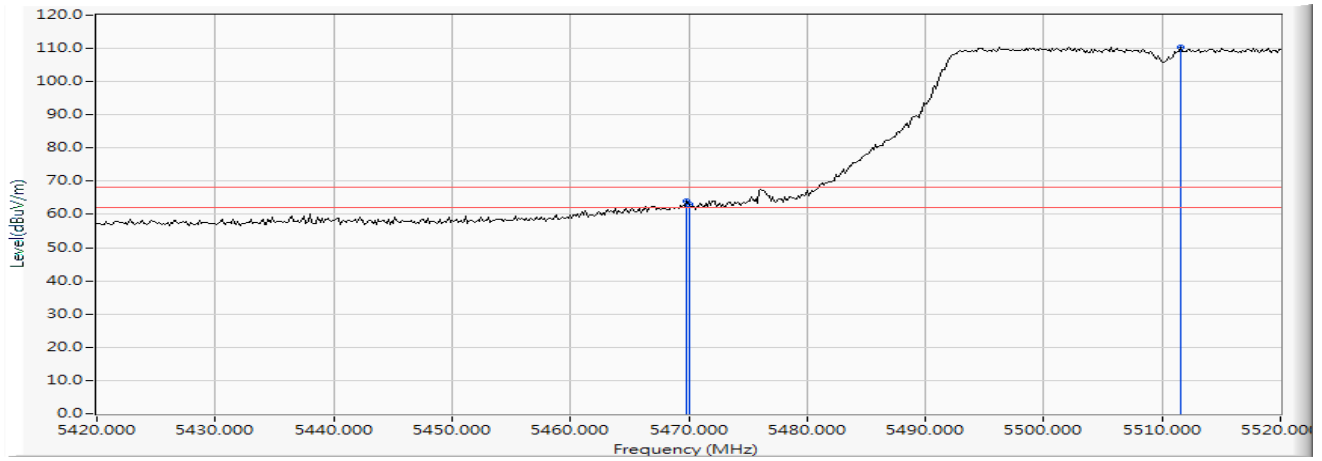
**Horizontal**



		Frequency (MHz)	Correct Factor (dB)	Reading Level (dBµV)	Measure Level (dBµV/m)	Margin (dB)	Limit (dBµV/m)	Detector Type
1		5469.420	16.199	41.881	58.080	-10.140	68.220	PEAK
2		5470.000	16.200	41.849	58.049	-10.171	68.220	PEAK
3	*	5517.826	16.288	84.095	100.383	--	--	PEAK

Product : Intel® Wireless-AC 9560  
 Test Item : Band Edge Data  
 Test Mode : Mode 3: Transmit (802.11n-40BW\_30Mbps) (5510MHz)  
 Test Date : 2019/10/21

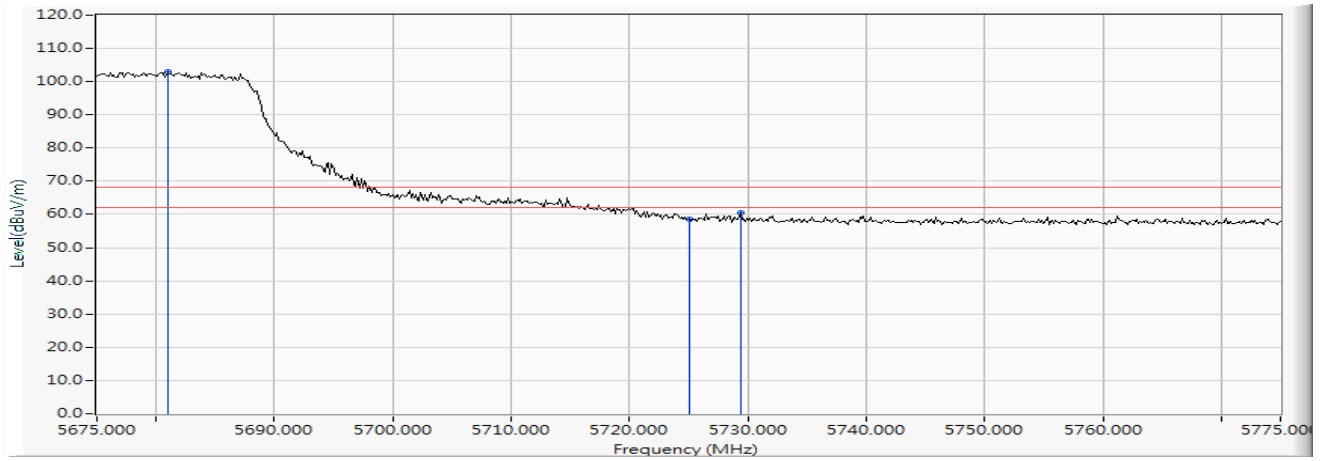
**Vertical**



		<b>Frequency (MHz)</b>	<b>Correct Factor (dB)</b>	<b>Reading Level (dBµV)</b>	<b>Measure Level (dBµV/m)</b>	<b>Margin (dB)</b>	<b>Limit (dBµV/m)</b>	<b>Detector Type</b>
1		5469.855	16.200	47.779	63.978	-4.242	68.220	PEAK
2		5470.000	16.200	46.737	62.937	-5.283	68.220	PEAK
3	*	5511.594	16.277	94.203	110.480	--	--	PEAK

Product : Intel® Wireless-AC 9560  
 Test Item : Band Edge Data  
 Test Mode : Mode 3: Transmit (802.11n-40BW\_30Mbps) (5670MHz)  
 Test Date : 2019/10/21

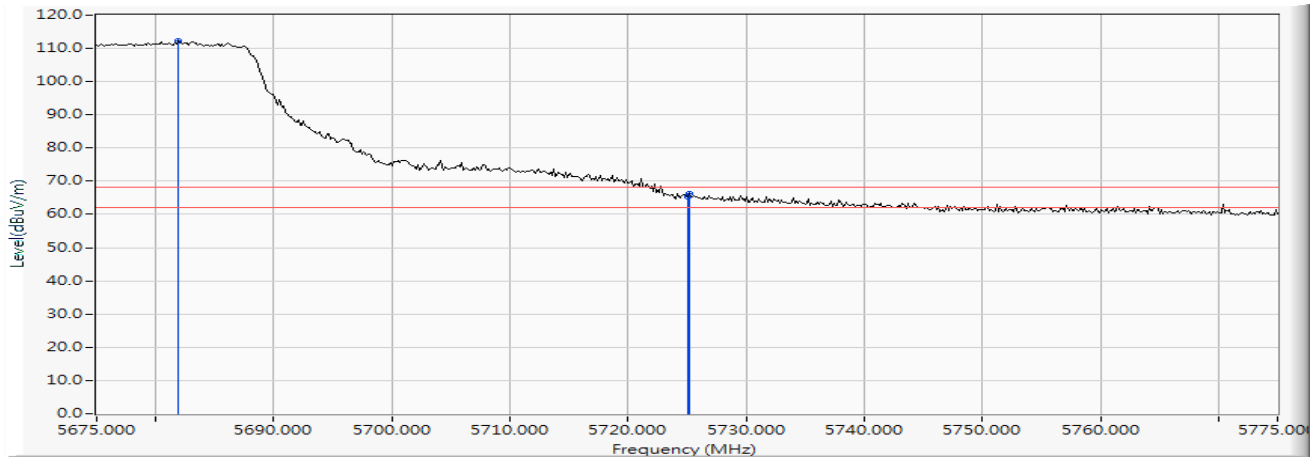
**Horizontal**



		Frequency (MHz)	Correct Factor (dB)	Reading Level (dBµV)	Measure Level (dBµV/m)	Margin (dB)	Limit (dBµV/m)	Detector Type
1	*	5680.942	16.479	86.401	102.880	--	--	PEAK
2		5725.000	16.544	41.952	58.496	-9.724	68.220	PEAK
3		5729.348	16.548	43.902	60.451	-7.769	68.220	PEAK

Product : Intel® Wireless-AC 9560  
 Test Item : Band Edge Data  
 Test Mode : Mode 3: Transmit (802.11n-40BW\_30Mbps) (5670MHz)  
 Test Date : 2019/10/21

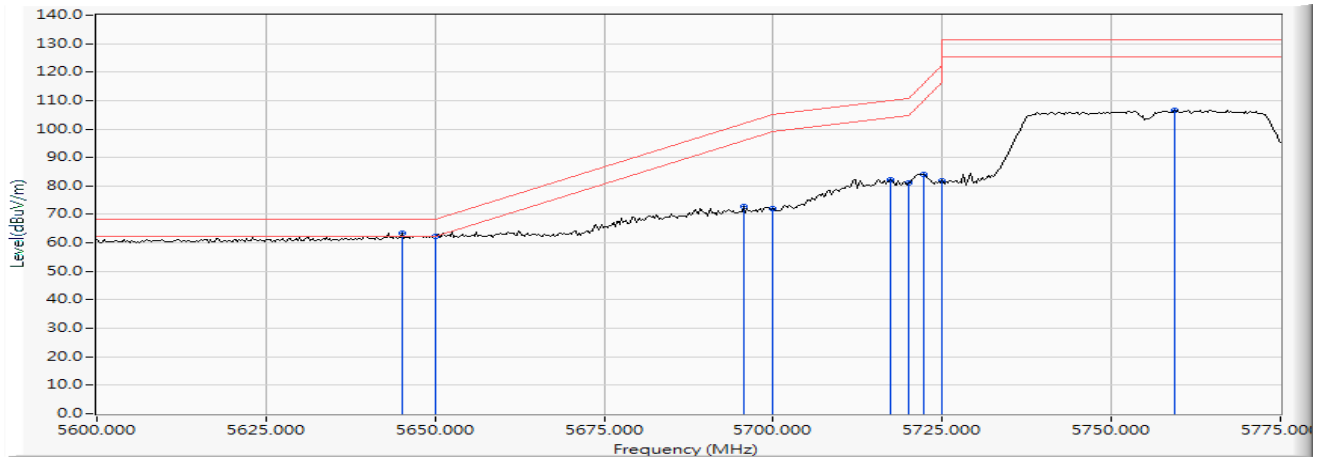
**Vertical**



		Frequency (MHz)	Correct Factor (dB)	Reading Level (dBµV)	Measure Level (dBµV/m)	Margin (dB)	Limit (dBµV/m)	Detector Type
1	*	5681.957	16.480	95.686	112.166	--	--	PEAK
2		5725.000	16.544	48.656	65.200	-3.020	68.220	PEAK
3		5725.145	16.544	49.628	66.172	-2.048	68.220	PEAK

Product : Intel® Wireless-AC 9560  
 Test Item : Band Edge Data  
 Test Mode : Mode 3: Transmit (802.11n-40BW\_30Mbps) (5755MHz)  
 Test Date : 2019/10/21

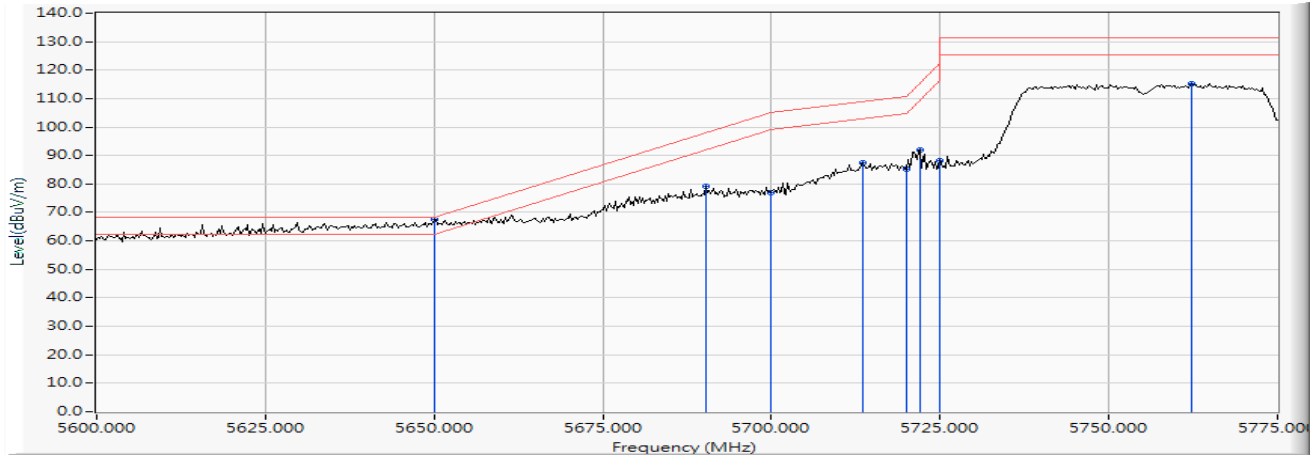
**Horizontal**



		Frequency (MHz)	Correct Factor (dB)	Reading Level (dBµV)	Measure Level (dBµV/m)	Margin (dB)	Limit (dBµV/m)	Detector Type
1	*	5645.145	16.433	46.915	63.349	-4.871	68.220	PEAK
2		5650.000	16.447	45.948	62.395	-5.825	68.220	PEAK
3		5695.616	16.496	56.382	72.878	-29.080	101.958	PEAK
4		5700.000	16.502	55.536	72.038	-33.162	105.200	PEAK
5		5717.428	16.530	65.775	82.305	-27.775	110.080	PEAK
6		5720.000	16.535	64.522	81.057	-29.743	110.800	PEAK
7		5722.246	16.540	67.494	84.033	-31.888	115.921	PEAK
8		5725.000	16.544	65.384	81.928	-40.272	122.200	PEAK
9		5759.275	16.582	90.052	106.634	--	--	PEAK

Product : Intel® Wireless-AC 9560  
 Test Item : Band Edge Data  
 Test Mode : Mode 3: Transmit (802.11n-40BW\_30Mbps) (5755MHz)  
 Test Date : 2019/10/21

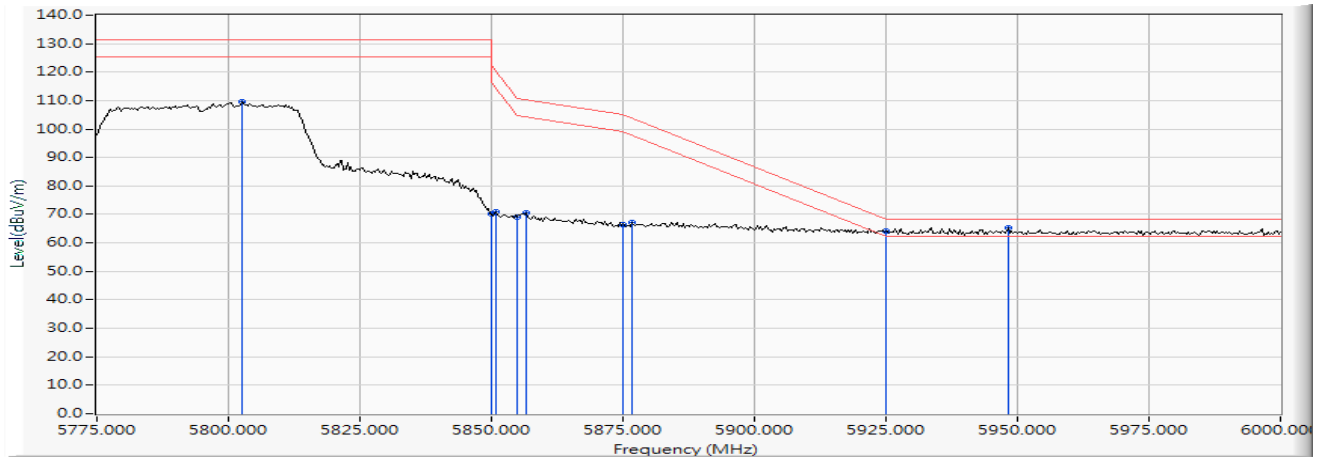
**Vertical**



		Frequency (MHz)	Correct Factor (dB)	Reading Level (dBµV)	Measure Level (dBµV/m)	Margin (dB)	Limit (dBµV/m)	Detector Type
1	*	5650.000	16.447	51.154	67.601	-0.619	68.220	PEAK
2		5690.290	16.489	62.690	79.179	-18.839	98.018	PEAK
3		5700.000	16.502	60.515	77.017	-28.183	105.200	PEAK
4		5713.623	16.523	70.855	87.378	-21.636	109.014	PEAK
5		5720.000	16.535	68.699	85.234	-25.566	110.800	PEAK
6		5721.993	16.539	75.336	91.875	-23.469	115.344	PEAK
7		5725.000	16.544	71.576	88.120	-34.080	122.200	PEAK
8		5762.319	16.588	98.492	115.080	--	--	PEAK

Product : Intel® Wireless-AC 9560  
 Test Item : Band Edge Data  
 Test Mode : Mode 3: Transmit (802.11n-40BW\_30Mbps) (5795MHz)  
 Test Date : 2019/10/21

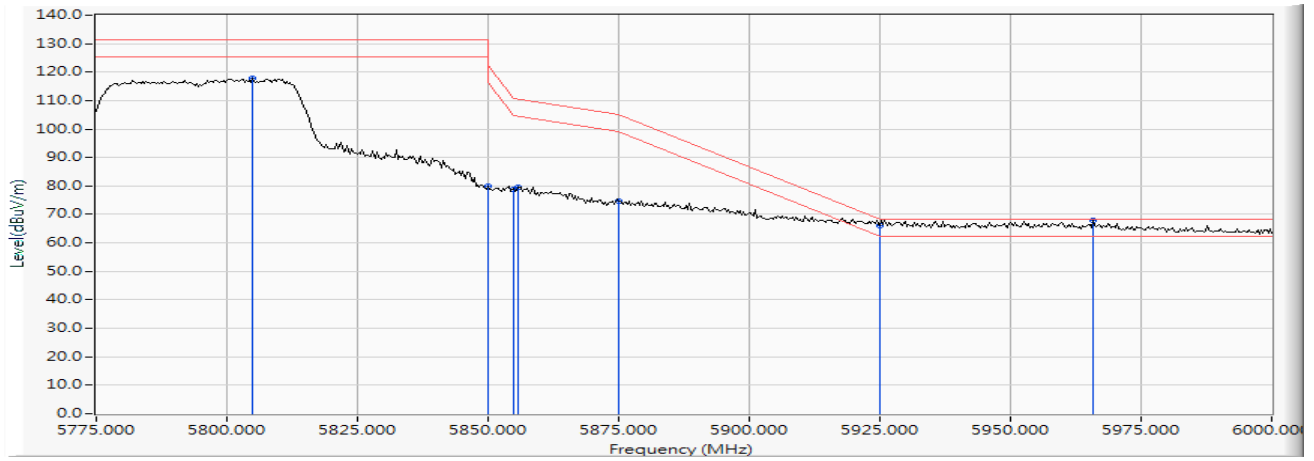
**Horizontal**



		Frequency (MHz)	Correct Factor (dB)	Reading Level (dBµV)	Measure Level (dBµV/m)	Margin (dB)	Limit (dBµV/m)	Detector Type
1		5802.717	16.666	92.793	109.459	--	--	PEAK
2		5850.000	16.748	53.600	70.348	-51.852	122.200	PEAK
3		5850.978	16.750	54.197	70.947	-49.023	119.970	PEAK
4		5855.000	16.758	52.443	69.201	-41.599	110.800	PEAK
5		5856.522	16.761	53.810	70.572	-39.802	110.374	PEAK
6		5875.000	16.807	49.671	66.479	-38.721	105.200	PEAK
7		5876.739	16.811	50.413	67.225	-36.688	103.913	PEAK
8		5925.000	16.920	47.394	64.314	-3.886	68.200	PEAK
9	*	5948.152	16.950	48.255	65.205	-2.995	68.200	PEAK

Product : Intel® Wireless-AC 9560  
 Test Item : Band Edge Data  
 Test Mode : Mode 3: Transmit (802.11n-40BW\_30Mbps) (5795MHz)  
 Test Date : 2019/10/21

**Vertical**

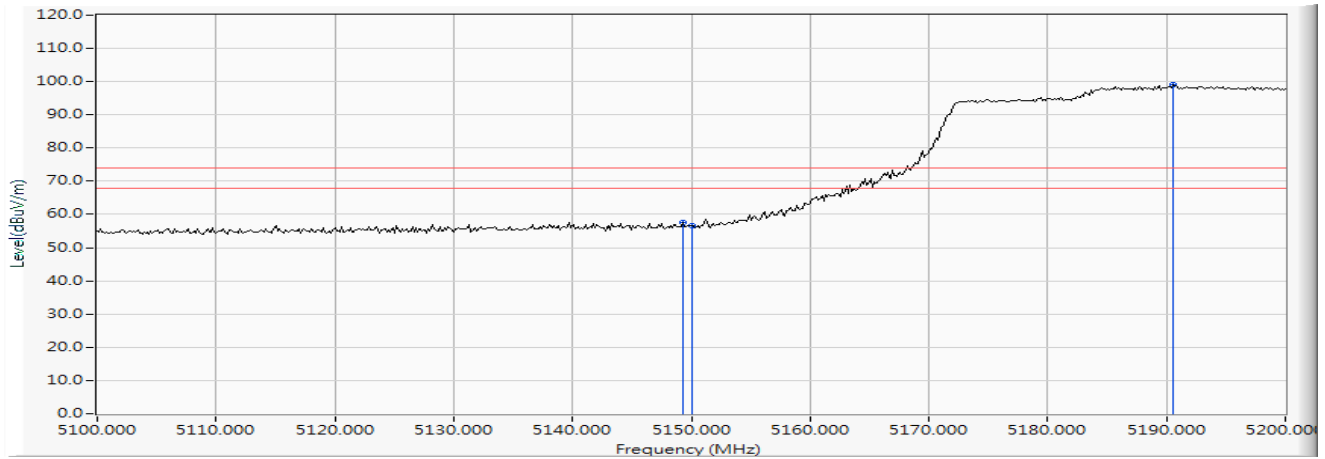


		Frequency (MHz)	Correct Factor (dB)	Reading Level (dBµV)	Measure Level (dBµV/m)	Margin (dB)	Limit (dBµV/m)	Detector Type
1		5805.000	16.672	101.053	117.725	--	--	PEAK
2		5850.000	16.748	63.089	79.837	-42.363	122.200	PEAK
3		5855.000	16.758	62.102	78.860	-31.940	110.800	PEAK
4		5855.870	16.761	62.778	79.538	-31.018	110.556	PEAK
5		5875.000	16.807	58.003	74.811	-30.389	105.200	PEAK
6		5925.000	16.920	49.178	66.098	-2.102	68.200	PEAK
7	*	5965.761	16.988	51.123	68.110	-0.090	68.200	PEAK



Product : Intel® Wireless-AC 9560  
 Test Item : Band Edge Data  
 Test Mode : Mode 4: Transmit (802.11ac-80BW\_65Mbps) (5210MHz)  
 Test Date : 2019/10/17

**Horizontal**



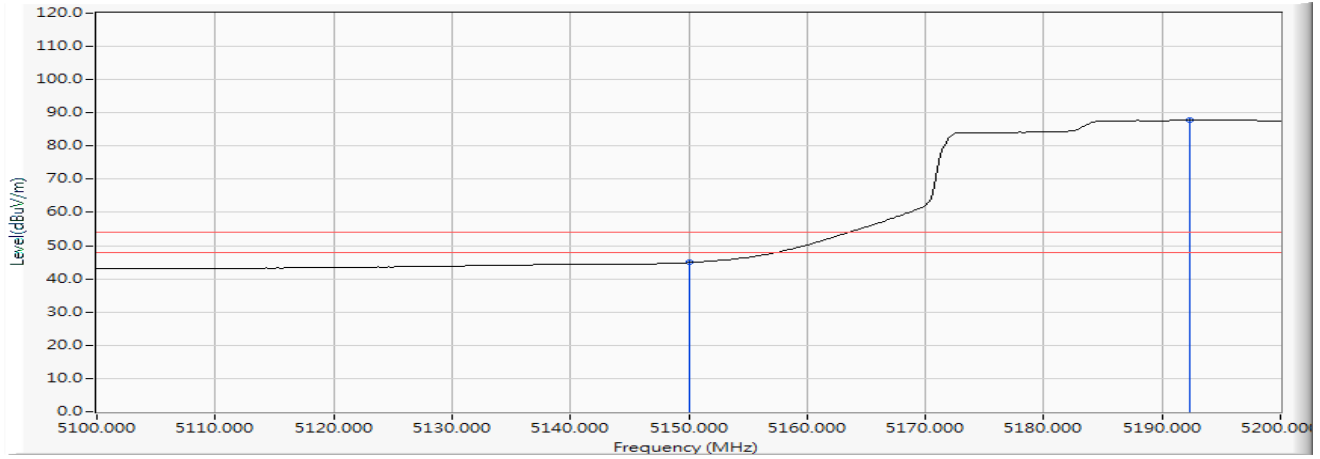
		Frequency (MHz)	Correct Factor (dB)	Reading Level (dBµV)	Measure Level (dBµV/m)	Margin (dB)	Limit (dBµV/m)	Detector Type
1		5149.275	15.303	42.201	57.504	-16.496	74.000	PEAK
2		5150.000	15.307	41.397	56.704	-17.296	74.000	PEAK
3	*	5190.580	15.438	83.525	98.962	--	--	PEAK

Note:

1. All readings above 1GHz are performed with peak and/or average measurements as necessary.
2. Measurement Level = Reading Level + Correct Factor.
3. The average measurement was not performed when the peak measured data under the limit of average detection.

Product : Intel® Wireless-AC 9560  
 Test Item : Band Edge Data  
 Test Mode : Mode 4: Transmit (802.11ac-80BW\_65Mbps) (5210MHz)  
 Test Date : 2019/10/17

**Horizontal**



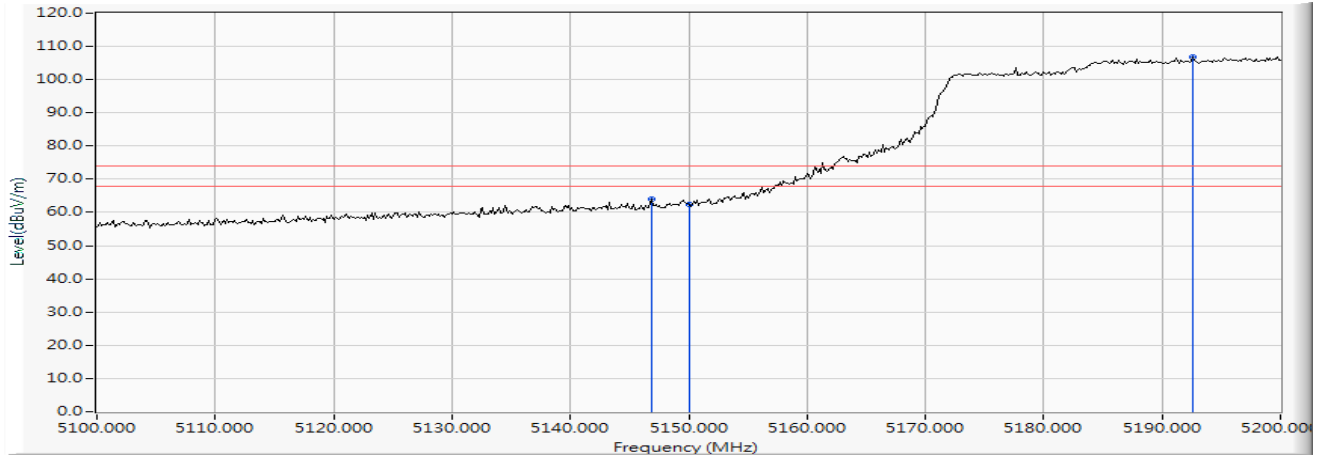
		Frequency (MHz)	Correct Factor (dB)	Reading Level (dBµV)	Measure Level (dBµV/m)	Margin (dB)	Limit (dBµV/m)	Detector Type
1		5150.000	15.307	29.601	44.908	-9.092	54.000	AVERAGE
2	*	5192.319	15.443	72.506	87.950	--	--	AVERAGE

Note:

1. All readings above 1GHz are performed with peak and/or average measurements as necessary.
2. Measurement Level = Reading Level + Correct Factor.
3. The average measurement was not performed when the peak measured data under the limit of average detection.

Product : Intel® Wireless-AC 9560  
 Test Item : Band Edge Data  
 Test Mode : Mode 4: Transmit (802.11ac-80BW\_65Mbps) (5210MHz)  
 Test Date : 2019/10/21

**Vertical**



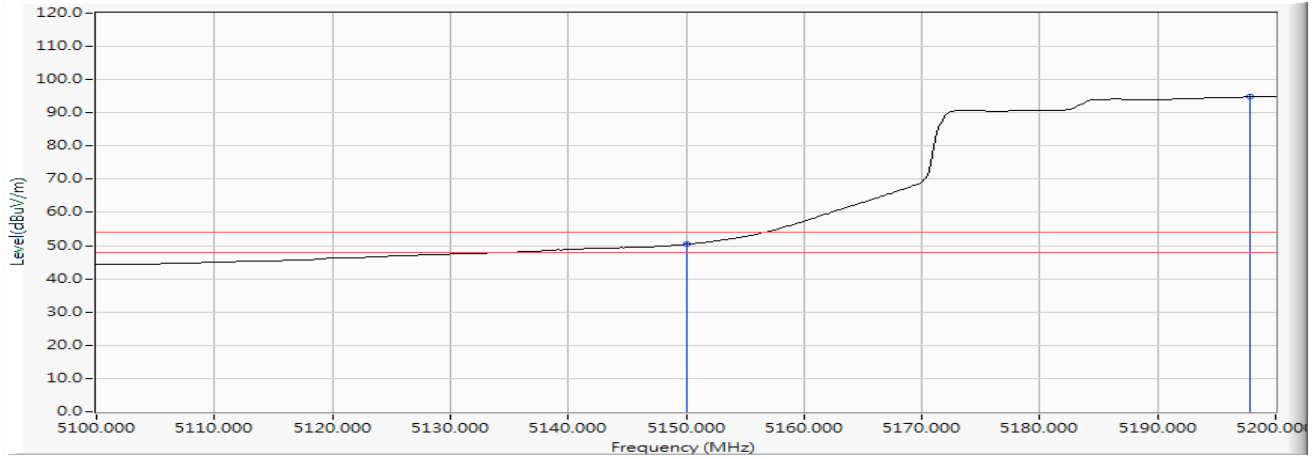
		Frequency (MHz)	Correct Factor (dB)	Reading Level (dBµV)	Measure Level (dBµV/m)	Margin (dB)	Limit (dBµV/m)	Detector Type
1		5146.812	15.289	48.712	64.001	-9.999	74.000	PEAK
2		5150.000	15.307	47.155	62.462	-11.538	74.000	PEAK
3	*	5192.609	15.445	91.343	106.788	--	--	PEAK

Note:

1. All readings above 1GHz are performed with peak and/or average measurements as necessary.
2. Measurement Level = Reading Level + Correct Factor.
3. The average measurement was not performed when the peak measured data under the limit of average detection.

Product : Intel® Wireless-AC 9560  
 Test Item : Band Edge Data  
 Test Mode : Mode 4: Transmit (802.11ac-80BW\_65Mbps) (5210MHz)  
 Test Date : 2019/10/21

**Vertical**



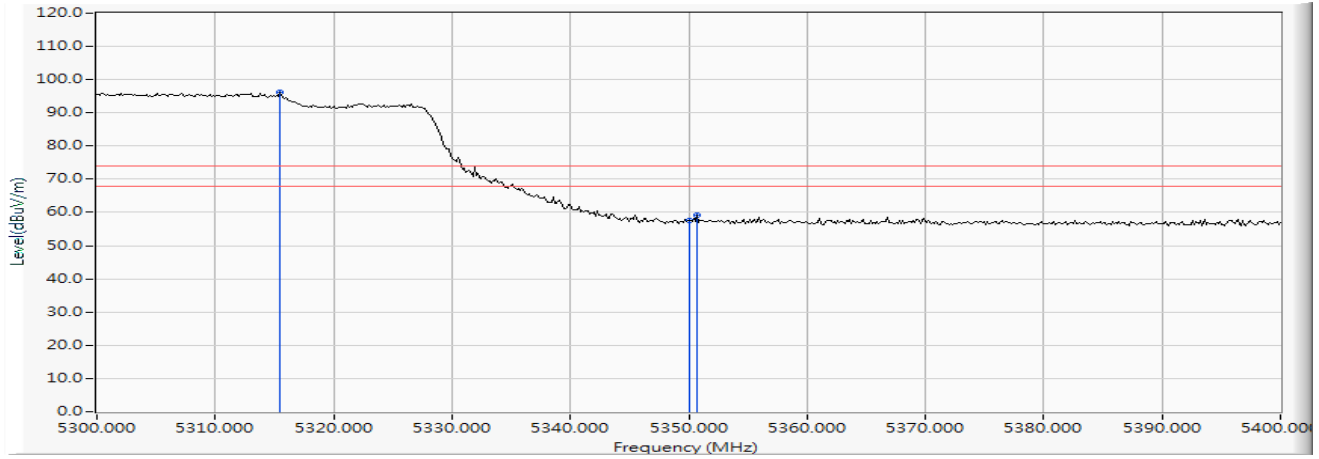
		Frequency (MHz)	Correct Factor (dB)	Reading Level (dBµV)	Measure Level (dBµV/m)	Margin (dB)	Limit (dBµV/m)	Detector Type
1		5150.000	15.307	35.101	50.408	-3.592	54.000	AVERAGE
2	*	5197.826	15.465	79.592	95.057	--	--	AVERAGE

Note:

1. All readings above 1GHz are performed with peak and/or average measurements as necessary.
2. Measurement Level = Reading Level + Correct Factor.
3. The average measurement was not performed when the peak measured data under the limit of average detection.

Product : Intel® Wireless-AC 9560  
 Test Item : Band Edge Data  
 Test Mode : Mode 4: Transmit (802.11ac-80BW\_65Mbps) (5290MHz)  
 Test Date : 2019/10/21

**Horizontal**



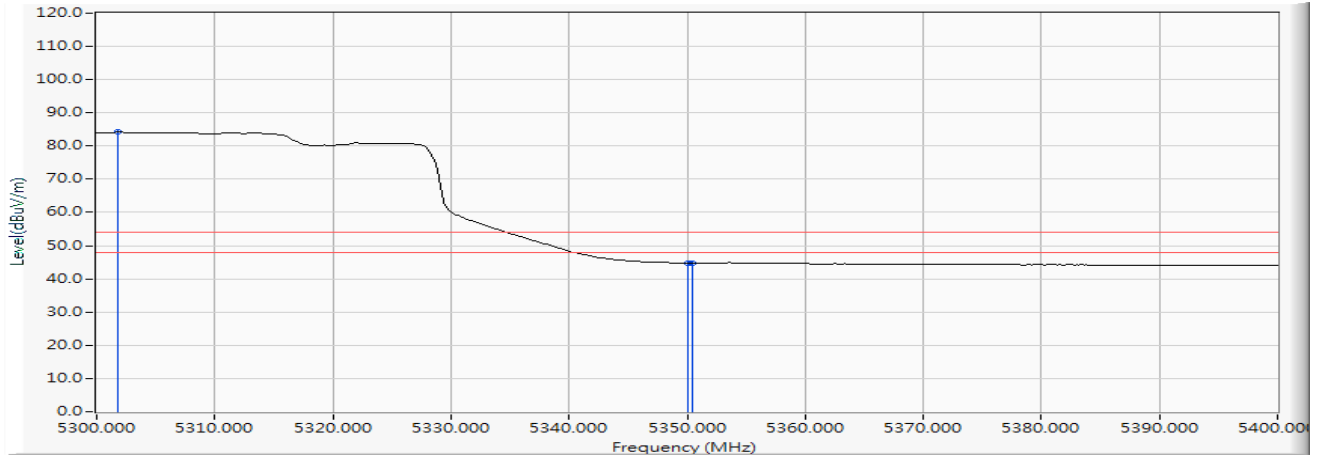
		Frequency (MHz)	Correct Factor (dB)	Reading Level (dBµV)	Measure Level (dBµV/m)	Margin (dB)	Limit (dBµV/m)	Detector Type
1	*	5315.507	15.835	80.280	96.115	--	--	PEAK
2		5350.000	15.912	41.679	57.591	-16.409	74.000	PEAK
3		5350.725	15.914	43.172	59.086	-14.914	74.000	PEAK

Note:

1. All readings above 1GHz are performed with peak and/or average measurements as necessary.
2. Measurement Level = Reading Level + Correct Factor.
3. The average measurement was not performed when the peak measured data under the limit of average detection.

Product : Intel® Wireless-AC 9560  
 Test Item : Band Edge Data  
 Test Mode : Mode 4: Transmit (802.11ac-80BW\_65Mbps) (5290MHz)  
 Test Date : 2019/10/21

**Horizontal**



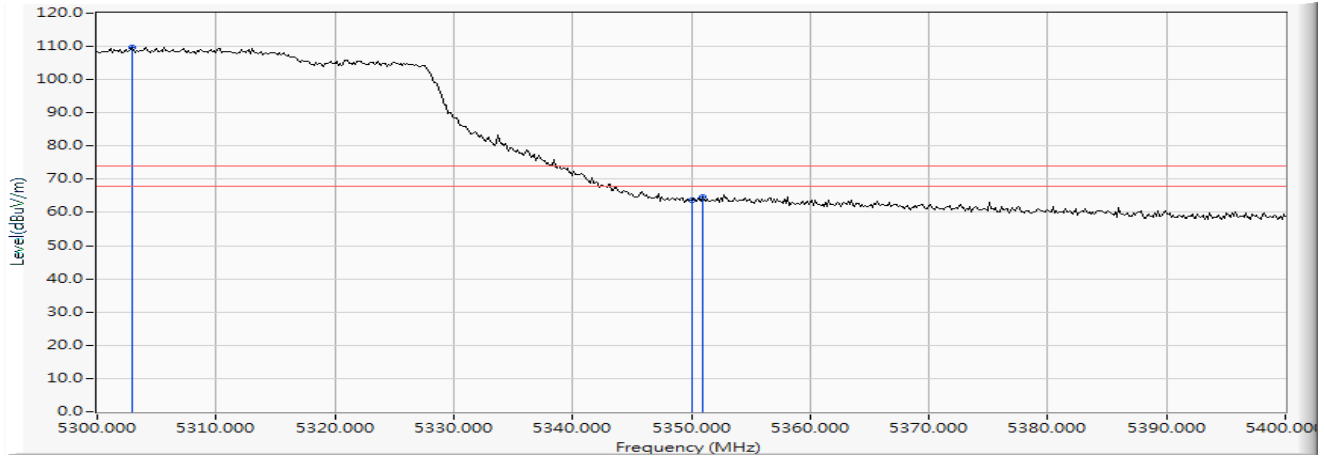
		Frequency (MHz)	Correct Factor (dB)	Reading Level (dBµV)	Measure Level (dBµV/m)	Margin (dB)	Limit (dBµV/m)	Detector Type
1	*	5301.739	15.800	68.439	84.239	--	--	AVERAGE
2		5350.000	15.912	28.894	44.806	-9.194	54.000	AVERAGE
3		5350.435	15.914	28.912	44.825	-9.175	54.000	AVERAGE

Note:

1. All readings above 1GHz are performed with peak and/or average measurements as necessary.
2. Measurement Level = Reading Level + Correct Factor.
3. The average measurement was not performed when the peak measured data under the limit of average detection.

Product : Intel® Wireless-AC 9560  
 Test Item : Band Edge Data  
 Test Mode : Mode 4: Transmit (802.11ac-80BW\_65Mbps) (5290MHz)  
 Test Date : 2019/10/21

**Vertical**



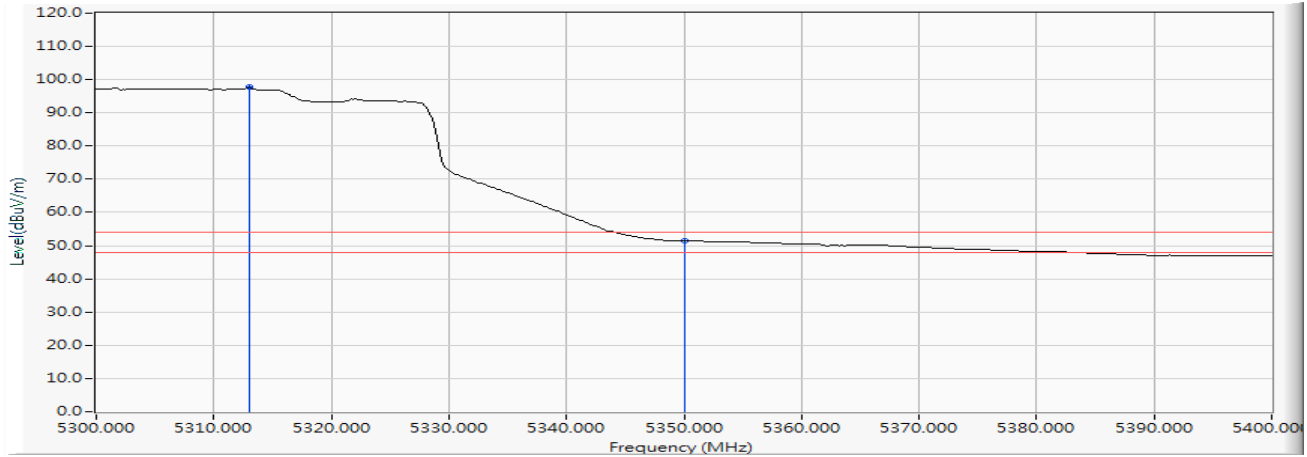
		Frequency (MHz)	Correct Factor (dB)	Reading Level (dBµV)	Measure Level (dBµV/m)	Margin (dB)	Limit (dBµV/m)	Detector Type
1	*	5302.899	15.803	94.034	109.837	--	--	PEAK
2		5350.000	15.912	47.865	63.777	-10.223	74.000	PEAK
3		5351.014	15.915	48.892	64.807	-9.193	74.000	PEAK

Note:

1. All readings above 1GHz are performed with peak and/or average measurements as necessary.
2. Measurement Level = Reading Level + Correct Factor.
3. The average measurement was not performed when the peak measured data under the limit of average detection.

Product : Intel® Wireless-AC 9560  
 Test Item : Band Edge Data  
 Test Mode : Mode 4: Transmit (802.11ac-80BW\_65Mbps) (5290MHz)  
 Test Date : 2019/10/21

**Vertical**



		Frequency (MHz)	Correct Factor (dB)	Reading Level (dBµV)	Measure Level (dBµV/m)	Margin (dB)	Limit (dBµV/m)	Detector Type
1	*	5313.043	15.827	81.881	97.709	--	--	AVERAGE
2		5350.000	15.912	35.647	51.559	-2.441	54.000	AVERAGE

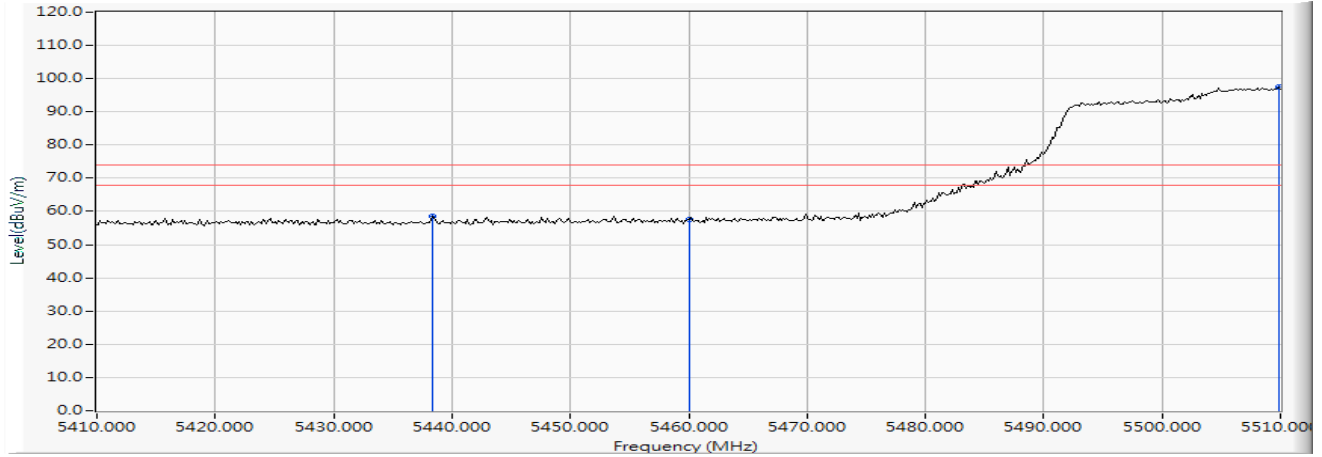
Note:

1. All readings above 1GHz are performed with peak and/or average measurements as necessary.
2. Measurement Level = Reading Level + Correct Factor.
3. The average measurement was not performed when the peak measured data under the limit of average detection.



Product : Intel® Wireless-AC 9560  
 Test Item : Band Edge Data  
 Test Mode : Mode 4: Transmit (802.11ac-80BW\_65Mbps) (5530MHz)  
 Test Date : 2019/10/21

**Horizontal**



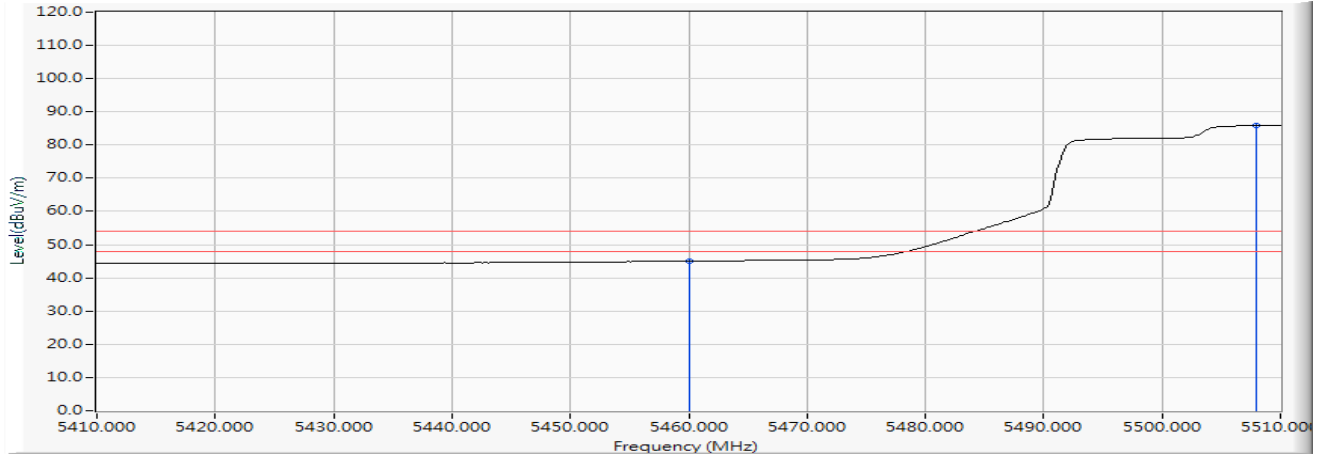
		Frequency (MHz)	Correct Factor (dB)	Reading Level (dBµV)	Measure Level (dBµV/m)	Margin (dB)	Limit (dBµV/m)	Detector Type
1		5438.406	16.120	42.289	58.409	-15.591	74.000	PEAK
2		5460.000	16.185	41.326	57.511	-16.489	74.000	PEAK
3	*	5509.855	16.275	81.133	97.408	--	--	PEAK

Note:

1. All readings above 1GHz are performed with peak and/or average measurements as necessary.
2. Measurement Level = Reading Level + Correct Factor.
3. The average measurement was not performed when the peak measured data under the limit of average detection.

Product : Intel® Wireless-AC 9560  
 Test Item : Band Edge Data  
 Test Mode : Mode 4: Transmit (802.11ac-80BW\_65Mbps) (5530MHz)  
 Test Date : 2019/10/21

**Horizontal**



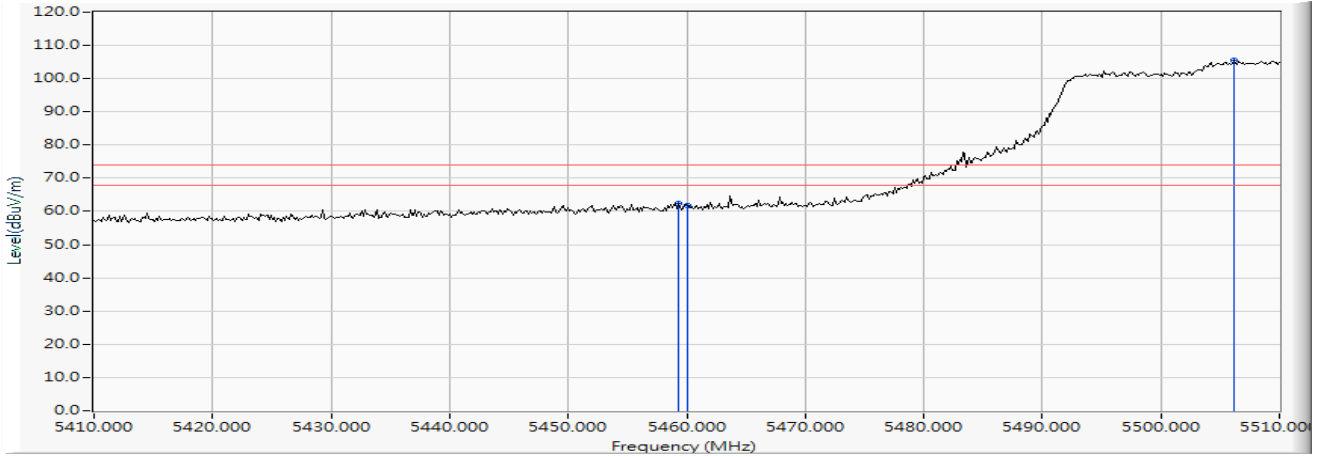
		Frequency (MHz)	Correct Factor (dB)	Reading Level (dBµV)	Measure Level (dBµV/m)	Margin (dB)	Limit (dBµV/m)	Detector Type
1		5460.000	16.185	28.822	45.007	-8.993	54.000	AVERAGE
2	*	5507.971	16.274	69.589	85.863	--	--	AVERAGE

Note:

1. All readings above 1GHz are performed with peak and/or average measurements as necessary.
2. Measurement Level = Reading Level + Correct Factor.
3. The average measurement was not performed when the peak measured data under the limit of average detection.

Product : Intel® Wireless-AC 9560  
 Test Item : Band Edge Data  
 Test Mode : Mode 4: Transmit (802.11ac-80BW\_65Mbps) (5530MHz)  
 Test Date : 2019/10/21

**Vertical**



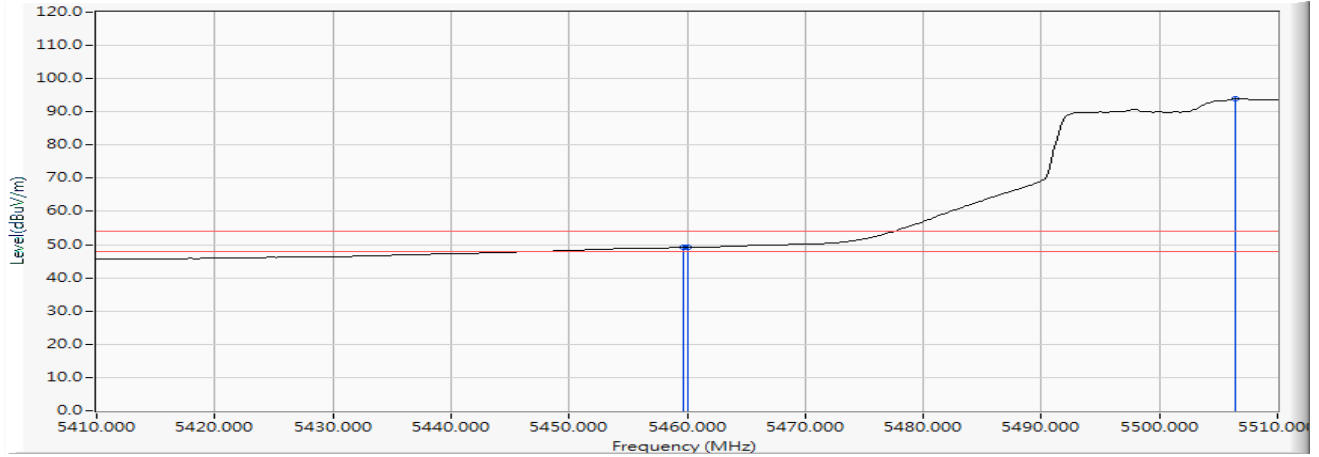
		Frequency (MHz)	Correct Factor (dB)	Reading Level (dBµV)	Measure Level (dBµV/m)	Margin (dB)	Limit (dBµV/m)	Detector Type
1		5459.275	16.183	46.110	62.293	-11.707	74.000	PEAK
2		5460.000	16.185	45.599	61.784	-12.216	74.000	PEAK
3	*	5506.232	16.273	89.286	105.559	--	--	PEAK

Note:

1. All readings above 1GHz are performed with peak and/or average measurements as necessary.
2. Measurement Level = Reading Level + Correct Factor.
3. The average measurement was not performed when the peak measured data under the limit of average detection.

Product : Intel® Wireless-AC 9560  
 Test Item : Band Edge Data  
 Test Mode : Mode 4: Transmit (802.11ac-80BW\_65Mbps) (5530MHz)  
 Test Date : 2019/10/21

**Vertical**



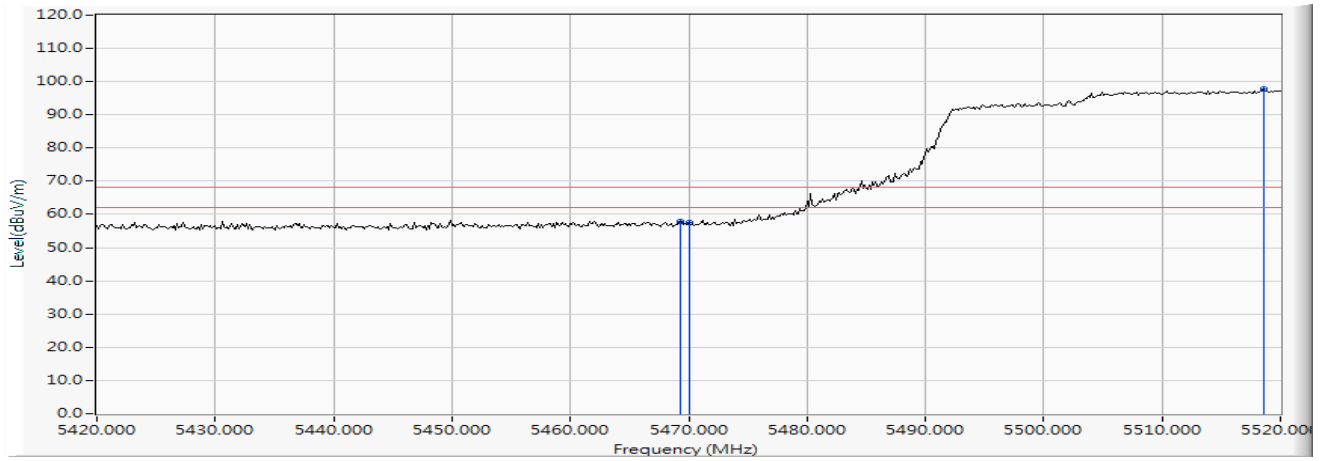
		<b>Frequency (MHz)</b>	<b>Correct Factor (dB)</b>	<b>Reading Level (dBµV)</b>	<b>Measure Level (dBµV/m)</b>	<b>Margin (dB)</b>	<b>Limit (dBµV/m)</b>	<b>Detector Type</b>
1		5459.710	16.184	32.959	49.143	-4.857	54.000	AVERAGE
2		5460.000	16.185	32.949	49.134	-4.866	54.000	AVERAGE
3	*	5506.377	16.273	77.706	93.979	--	--	AVERAGE

**Note:**

1. All readings above 1GHz are performed with peak and/or average measurements as necessary.
2. Measurement Level = Reading Level + Correct Factor.
3. The average measurement was not performed when the peak measured data under the limit of average detection.

Product : Intel® Wireless-AC 9560  
 Test Item : Band Edge Data  
 Test Mode : Mode 4: Transmit (802.11ac-80BW\_65Mbps) (5530MHz)  
 Test Date : 2019/10/21

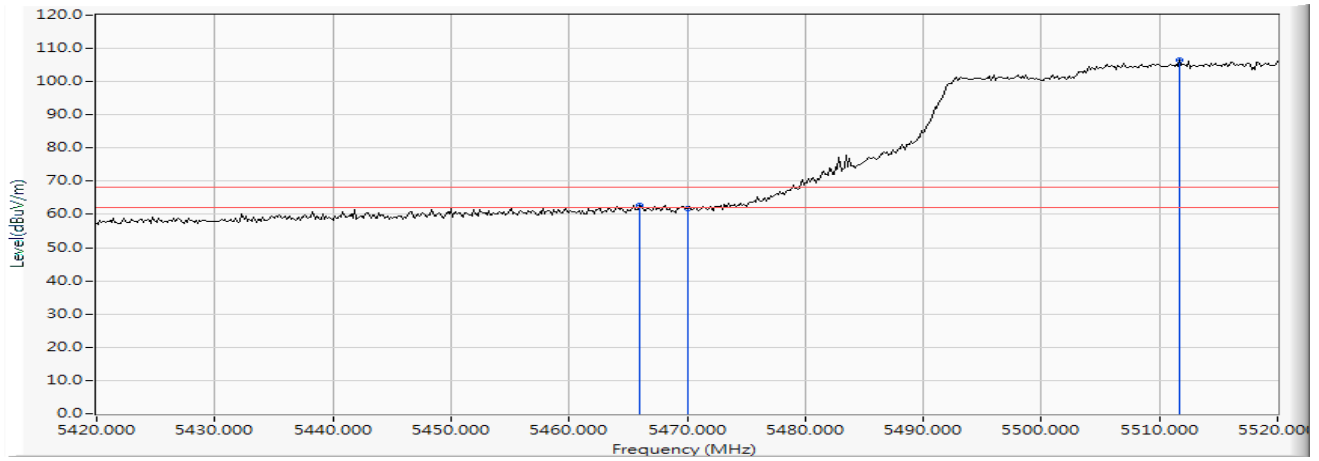
**Horizontal**



		<b>Frequency (MHz)</b>	<b>Correct Factor (dB)</b>	<b>Reading Level (dBµV)</b>	<b>Measure Level (dBµV/m)</b>	<b>Margin (dB)</b>	<b>Limit (dBµV/m)</b>	<b>Detector Type</b>
1		5469.275	16.199	41.777	57.975	-10.245	68.220	PEAK
2		5470.000	16.200	41.363	57.563	-10.657	68.220	PEAK
3	*	5518.551	16.289	81.481	97.771	--	--	PEAK

Product : Intel® Wireless-AC 9560  
 Test Item : Band Edge Data  
 Test Mode : Mode 4: Transmit (802.11ac-80BW\_65Mbps) (5530MHz)  
 Test Date : 2019/10/21

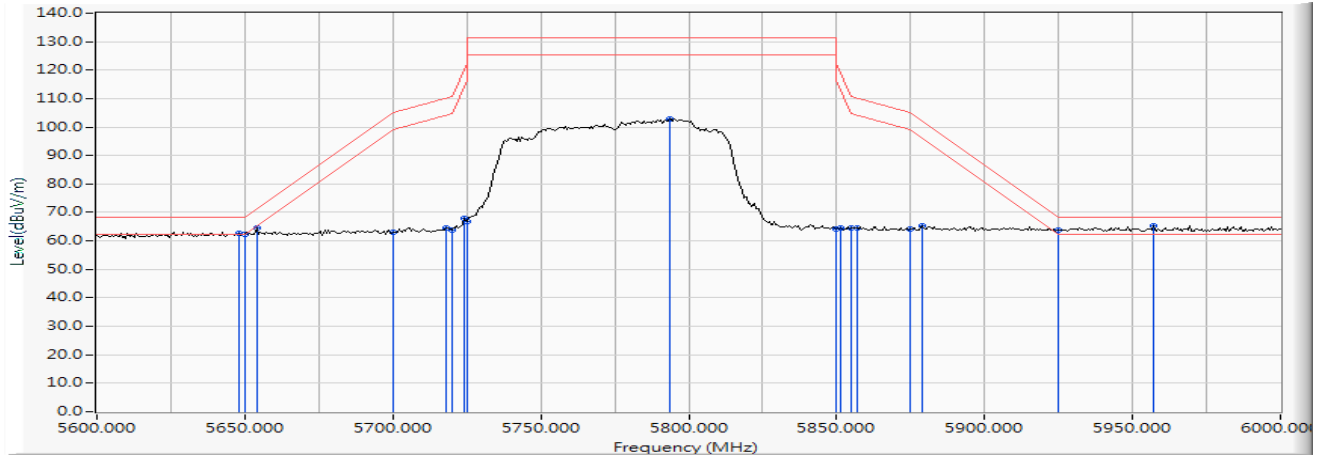
**Vertical**



		<b>Frequency (MHz)</b>	<b>Correct Factor (dB)</b>	<b>Reading Level (dBµV)</b>	<b>Measure Level (dBµV/m)</b>	<b>Margin (dB)</b>	<b>Limit (dBµV/m)</b>	<b>Detector Type</b>
1		5465.942	16.193	46.688	62.881	-5.339	68.220	PEAK
2		5470.000	16.200	45.654	61.854	-6.366	68.220	PEAK
3	*	5511.739	16.277	90.250	106.527	--	--	PEAK

Product : Intel® Wireless-AC 9560  
 Test Item : Band Edge Data  
 Test Mode : Mode 4: Transmit (802.11ac-80BW\_65Mbps) (5775MHz)  
 Test Date : 2019/10/21

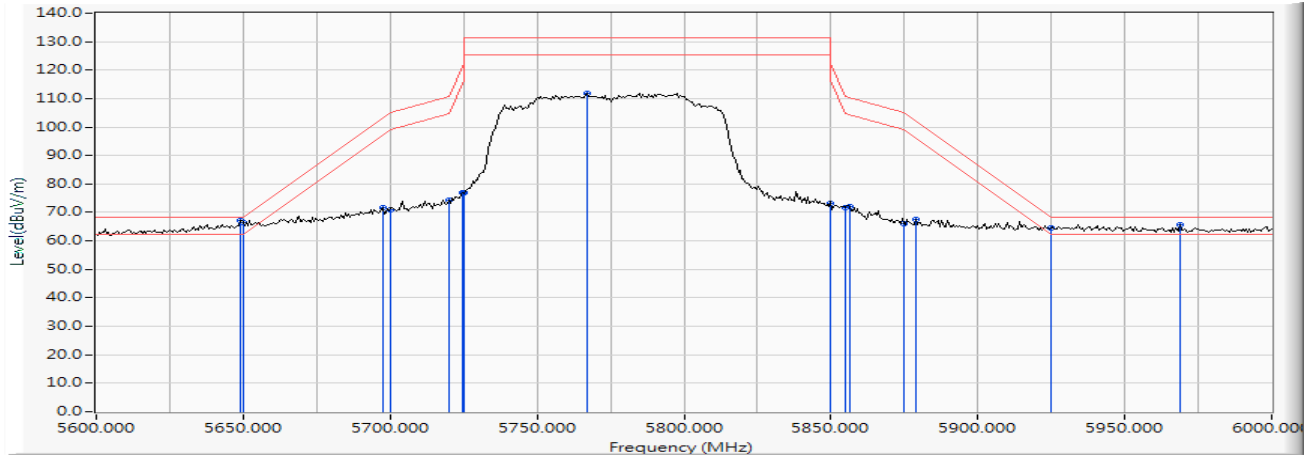
**Horizontal**



		Frequency (MHz)	Correct Factor (dB)	Reading Level (dBµV)	Measure Level (dBµV/m)	Margin (dB)	Limit (dBµV/m)	Detector Type
1		5648.116	16.442	46.402	62.844	-5.376	68.220	PEAK
2		5650.000	16.447	45.957	62.404	-5.816	68.220	PEAK
3		5653.913	16.457	48.230	64.687	-6.427	71.114	PEAK
4		5700.000	16.502	46.490	62.992	-42.208	105.200	PEAK
5		5718.261	16.532	48.208	64.740	-45.573	110.313	PEAK
6		5720.000	16.535	47.356	63.891	-46.909	110.800	PEAK
7		5724.058	16.543	51.355	67.897	-52.155	120.052	PEAK
8		5725.000	16.544	50.347	66.891	-55.309	122.200	PEAK
9		5793.623	16.643	86.257	102.900	--	--	PEAK
10		5850.000	16.748	47.397	64.145	-58.055	122.200	PEAK
11		5851.594	16.750	47.624	64.375	-54.191	118.566	PEAK
12		5855.000	16.758	47.713	64.471	-46.329	110.800	PEAK
13		5856.812	16.763	47.757	64.520	-45.773	110.293	PEAK
14		5875.000	16.807	47.422	64.230	-40.970	105.200	PEAK
15		5878.841	16.818	48.368	65.186	-37.172	102.358	PEAK
16		5925.000	16.920	46.891	63.811	-4.389	68.200	PEAK
17	*	5957.101	16.967	48.355	65.322	-2.878	68.200	PEAK

Product : Intel® Wireless-AC 9560  
 Test Item : Band Edge Data  
 Test Mode : Mode 4: Transmit (802.11ac-80BW\_65Mbps) (5775MHz)  
 Test Date : 2019/10/21

**Vertical**

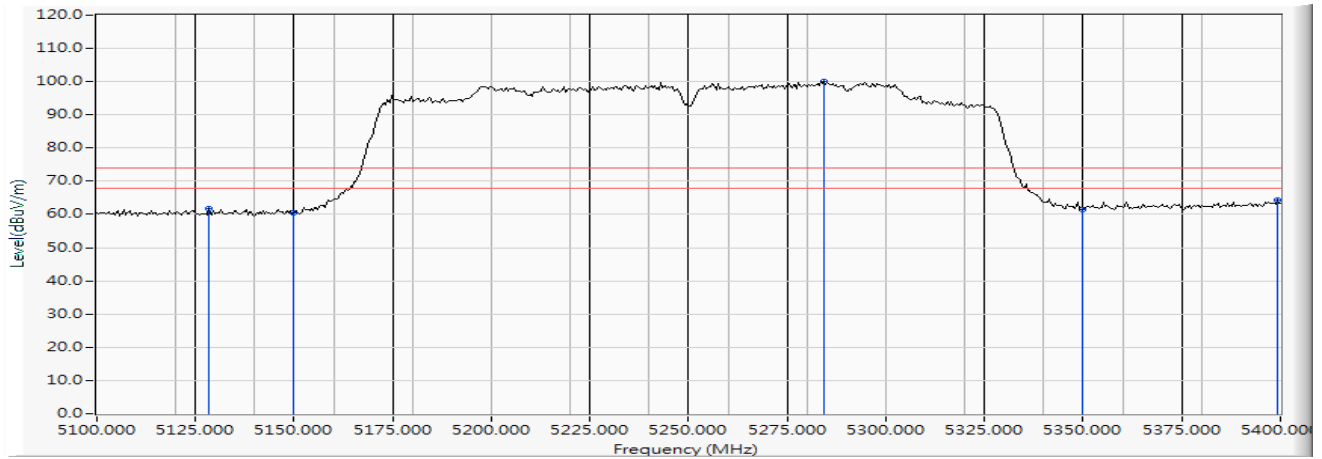


		Frequency (MHz)	Correct Factor (dB)	Reading Level (dBµV)	Measure Level (dBµV/m)	Margin (dB)	Limit (dBµV/m)	Detector Type
1	*	5649.275	16.444	50.705	67.150	-1.070	68.220	PEAK
2		5650.000	16.447	49.971	66.418	-1.802	68.220	PEAK
3		5697.391	16.499	55.246	71.744	-31.526	103.270	PEAK
4		5700.000	16.502	54.555	71.057	-34.143	105.200	PEAK
5		5720.000	16.535	57.815	74.350	-36.450	110.800	PEAK
6		5724.638	16.544	60.258	76.802	-44.573	121.375	PEAK
7		5725.000	16.544	60.225	76.769	-45.431	122.200	PEAK
8		5766.957	16.593	95.241	111.834	--	--	PEAK
9		5850.000	16.748	56.594	73.342	-48.858	122.200	PEAK
10		5855.000	16.758	54.860	71.618	-39.182	110.800	PEAK
11		5856.232	16.761	55.361	72.122	-38.333	110.455	PEAK
12		5875.000	16.807	49.184	65.992	-39.208	105.200	PEAK
13		5878.841	16.818	50.805	67.623	-34.735	102.358	PEAK
14		5925.000	16.920	47.763	64.683	-3.517	68.200	PEAK
15		5968.696	16.994	48.741	65.735	-2.465	68.200	PEAK



Product : Intel® Wireless-AC 9560  
 Test Item : Band Edge Data  
 Test Mode : Mode 5: Transmit (802.11ac-160BW\_130Mbps) (5250MHz)  
 Test Date : 2019/10/21

**Horizontal**



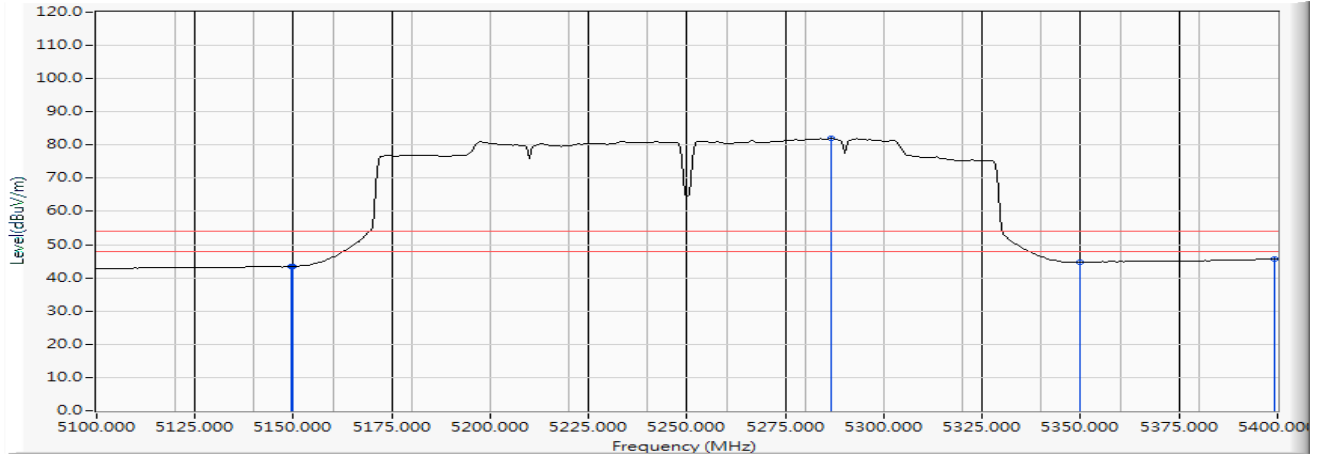
		<b>Frequency (MHz)</b>	<b>Correct Factor (dB)</b>	<b>Reading Level (dBµV)</b>	<b>Measure Level (dBµV/m)</b>	<b>Margin (dB)</b>	<b>Limit (dBµV/m)</b>	<b>Detector Type</b>
1		5128.261	15.196	46.645	61.841	-12.159	74.000	PEAK
2		5150.000	15.307	45.039	60.346	-13.654	74.000	PEAK
3	*	5284.348	15.757	84.392	100.149	--	--	PEAK
4		5350.000	15.912	45.689	61.601	-12.399	74.000	PEAK
5		5399.130	16.027	48.411	64.438	-9.562	74.000	PEAK

Note:

1. All readings above 1GHz are performed with peak and/or average measurements as necessary.
2. Measurement Level = Reading Level + Correct Factor.
3. The average measurement was not performed when the peak measured data under the limit of average detection.

Product : Intel® Wireless-AC 9560  
 Test Item : Band Edge Data  
 Test Mode : Mode 5: Transmit (802.11ac-160BW\_130Mbps) (5250MHz)  
 Test Date : 2019/10/21

**Horizontal**



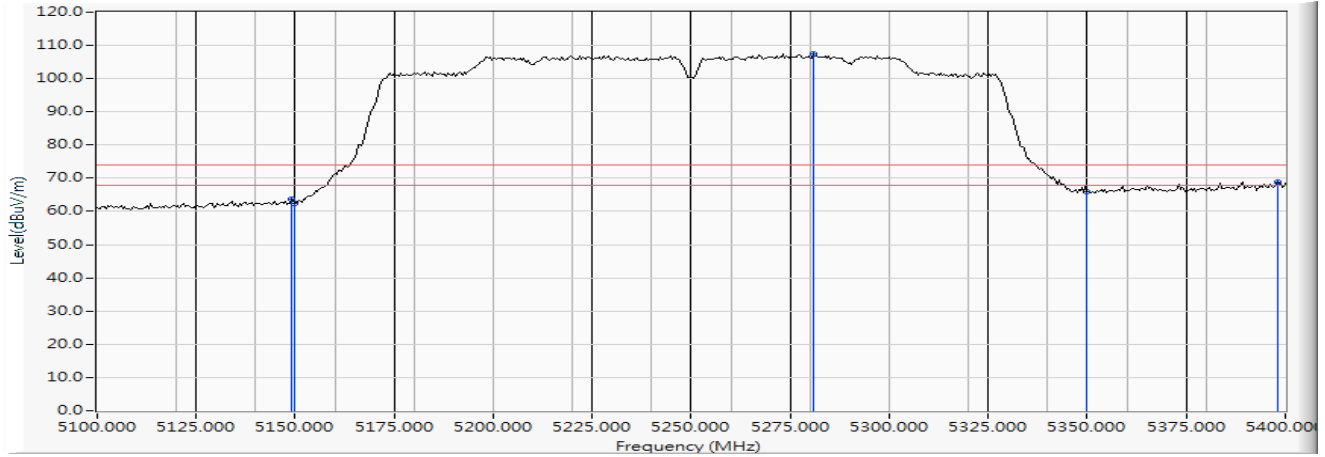
		Frequency (MHz)	Correct Factor (dB)	Reading Level (dBµV)	Measure Level (dBµV/m)	Margin (dB)	Limit (dBµV/m)	Detector Type
1		5149.565	15.304	28.075	43.380	-10.620	54.000	AVERAGE
2		5150.000	15.307	28.070	43.377	-10.623	54.000	AVERAGE
3	*	5286.522	15.763	66.249	82.011	--	--	AVERAGE
4		5350.000	15.912	28.699	44.611	-9.389	54.000	AVERAGE
5		5399.130	16.027	29.669	45.696	-8.304	54.000	AVERAGE

Note:

1. All readings above 1GHz are performed with peak and/or average measurements as necessary.
2. Measurement Level = Reading Level + Correct Factor.
3. The average measurement was not performed when the peak measured data under the limit of average detection.

Product : Intel® Wireless-AC 9560  
 Test Item : Band Edge Data  
 Test Mode : Mode 5: Transmit (802.11ac-160BW\_130Mbps) (5250MHz)  
 Test Date : 2019/10/21

**Vertical**



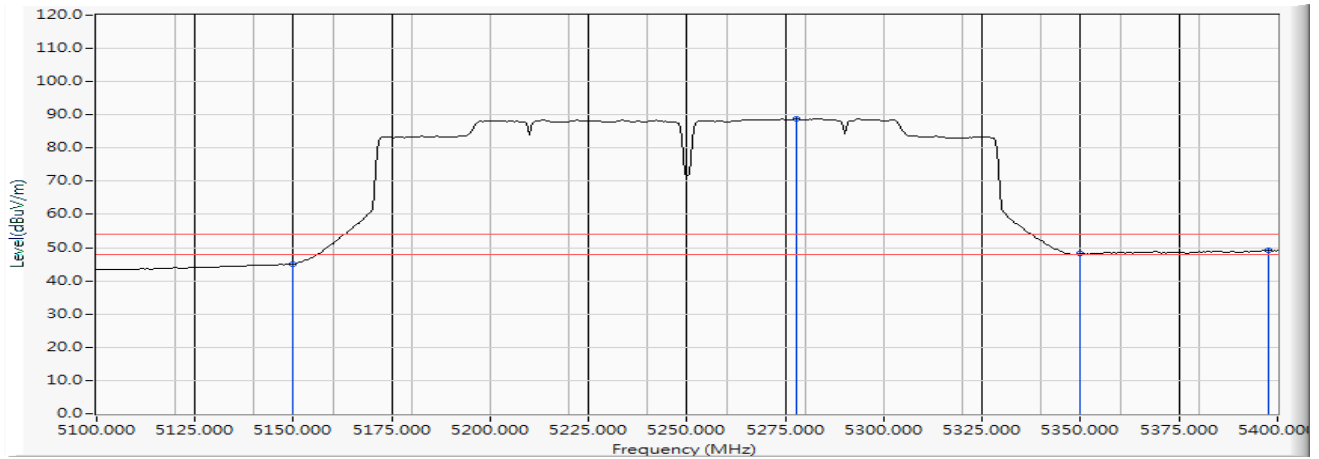
		<b>Frequency (MHz)</b>	<b>Correct Factor (dB)</b>	<b>Reading Level (dBµV)</b>	<b>Measure Level (dBµV/m)</b>	<b>Margin (dB)</b>	<b>Limit (dBµV/m)</b>	<b>Detector Type</b>
1		5149.130	15.302	48.353	63.655	-10.345	74.000	PEAK
2		5150.000	15.307	47.201	62.508	-11.492	74.000	PEAK
3	*	5280.870	15.748	91.720	107.468	--	--	PEAK
4		5350.000	15.912	49.968	65.880	-8.120	74.000	PEAK
5		5398.261	16.027	52.882	68.908	-5.092	74.000	PEAK

**Note:**

1. All readings above 1GHz are performed with peak and/or average measurements as necessary.
2. Measurement Level = Reading Level + Correct Factor.
3. The average measurement was not performed when the peak measured data under the limit of average detection.

Product : Intel® Wireless-AC 9560  
 Test Item : Band Edge Data  
 Test Mode : Mode 5: Transmit (802.11ac-160BW\_130Mbps) (5250MHz)  
 Test Date : 2019/10/21

**Vertical**



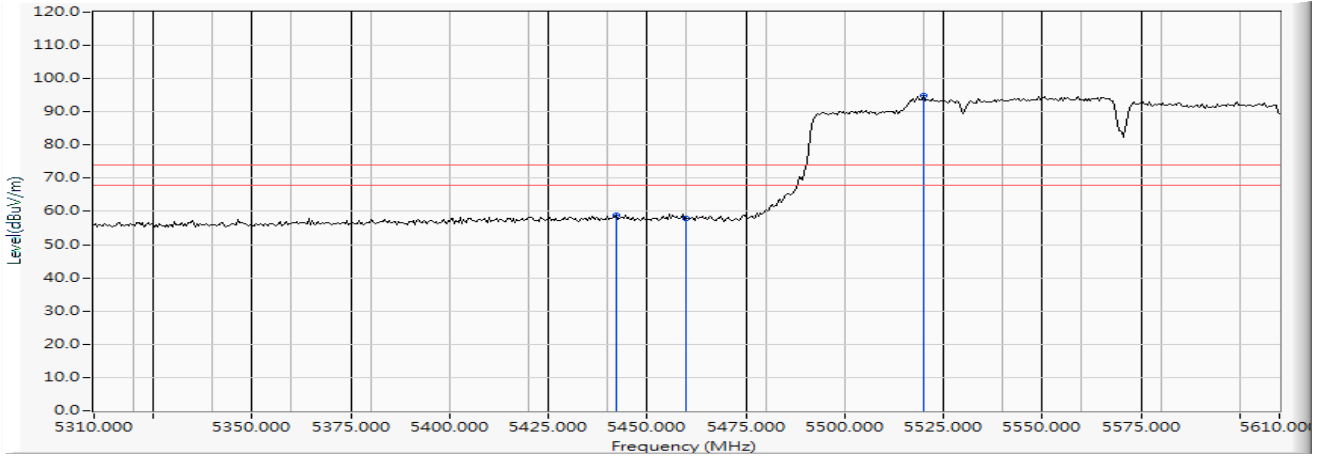
		<b>Frequency (MHz)</b>	<b>Correct Factor (dB)</b>	<b>Reading Level (dBµV)</b>	<b>Measure Level (dBµV/m)</b>	<b>Margin (dB)</b>	<b>Limit (dBµV/m)</b>	<b>Detector Type</b>
1		5150.000	15.307	29.800	45.107	-8.893	54.000	AVERAGE
2	*	5277.826	15.740	73.028	88.768	--	--	AVERAGE
3		5350.000	15.912	32.190	48.102	-5.898	54.000	AVERAGE
4		5397.826	16.026	33.200	49.226	-4.774	54.000	AVERAGE

Note:

1. All readings above 1GHz are performed with peak and/or average measurements as necessary.
2. Measurement Level = Reading Level + Correct Factor.
3. The average measurement was not performed when the peak measured data under the limit of average detection.

Product : Intel® Wireless-AC 9560  
 Test Item : Band Edge Data  
 Test Mode : Mode 5: Transmit (802.11ac-160BW\_130Mbps) (5570MHz)  
 Test Date : 2019/10/21

**Horizontal**



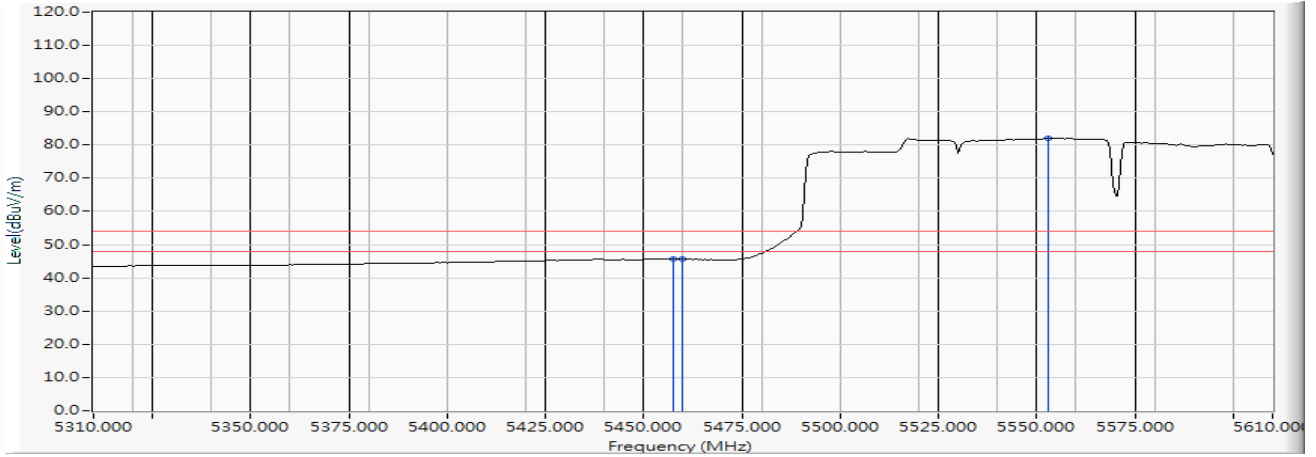
		Frequency (MHz)	Correct Factor (dB)	Reading Level (dBµV)	Measure Level (dBµV/m)	Margin (dB)	Limit (dBµV/m)	Detector Type
1		5442.174	16.131	42.647	58.779	-15.221	74.000	PEAK
2		5460.000	16.185	41.639	57.824	-16.176	74.000	PEAK
3	*	5520.000	16.293	78.645	94.937	--	--	PEAK

Note:

1. All readings above 1GHz are performed with peak and/or average measurements as necessary.
2. Measurement Level = Reading Level + Correct Factor.
3. The average measurement was not performed when the peak measured data under the limit of average detection.

Product : Intel® Wireless-AC 9560  
 Test Item : Band Edge Data  
 Test Mode : Mode 5: Transmit (802.11ac-160BW\_130Mbps) (5570MHz)  
 Test Date : 2019/10/21

**Horizontal**



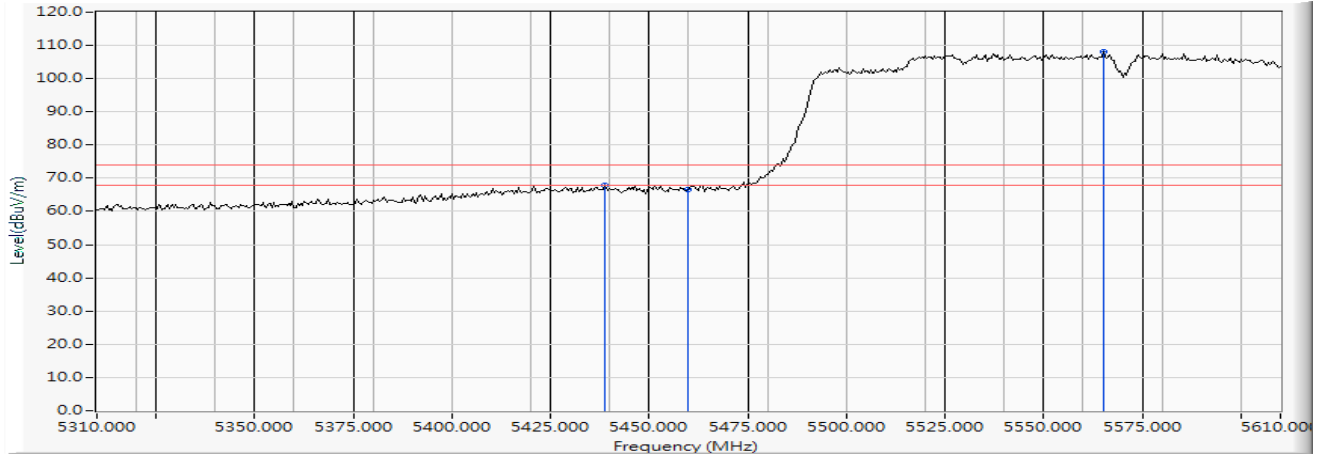
		Frequency (MHz)	Correct Factor (dB)	Reading Level (dBμV)	Measure Level (dBμV/m)	Margin (dB)	Limit (dBμV/m)	Detector Type
1		5457.391	16.181	29.476	45.657	-8.343	54.000	AVERAGE
2		5460.000	16.185	29.343	45.528	-8.472	54.000	AVERAGE
3	*	5553.043	16.325	65.829	82.153	--	--	AVERAGE

Note:

1. All readings above 1GHz are performed with peak and/or average measurements as necessary.
2. Measurement Level = Reading Level + Correct Factor.
3. The average measurement was not performed when the peak measured data under the limit of average detection.

Product : Intel® Wireless-AC 9560  
 Test Item : Band Edge Data  
 Test Mode : Mode 5: Transmit (802.11ac-160BW\_130Mbps) (5570MHz)  
 Test Date : 2019/10/21

**Vertical**



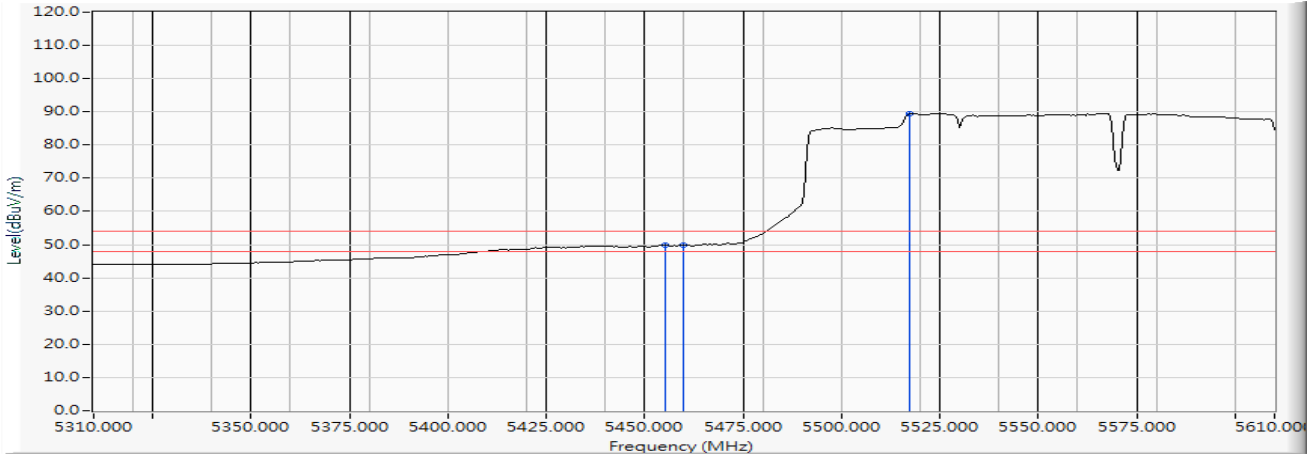
		<b>Frequency (MHz)</b>	<b>Correct Factor (dB)</b>	<b>Reading Level (dBµV)</b>	<b>Measure Level (dBµV/m)</b>	<b>Margin (dB)</b>	<b>Limit (dBµV/m)</b>	<b>Detector Type</b>
1		5438.696	16.121	51.808	67.929	-6.071	74.000	PEAK
2		5460.000	16.185	50.541	66.726	-7.274	74.000	PEAK
3	*	5565.217	16.327	91.755	108.082	--	--	PEAK

Note:

1. All readings above 1GHz are performed with peak and/or average measurements as necessary.
2. Measurement Level = Reading Level + Correct Factor.
3. The average measurement was not performed when the peak measured data under the limit of average detection.

Product : Intel® Wireless-AC 9560  
 Test Item : Band Edge Data  
 Test Mode : Mode 5: Transmit (802.11ac-160BW\_130Mbps) (5570MHz)  
 Test Date : 2019/10/21

**Vertical**



		<b>Frequency (MHz)</b>	<b>Correct Factor (dB)</b>	<b>Reading Level (dBµV)</b>	<b>Measure Level (dBµV/m)</b>	<b>Margin (dB)</b>	<b>Limit (dBµV/m)</b>	<b>Detector Type</b>
1		5455.217	16.174	33.721	49.895	-4.105	54.000	AVERAGE
2		5460.000	16.185	33.640	49.825	-4.175	54.000	AVERAGE
3	*	5517.391	16.288	73.273	89.561	--	--	AVERAGE

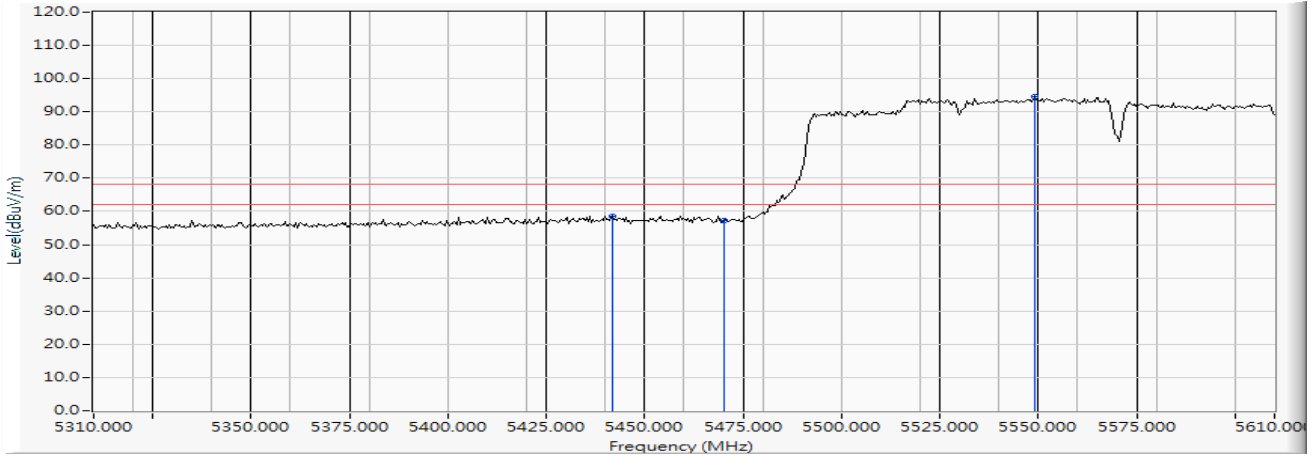
Note:

1. All readings above 1GHz are performed with peak and/or average measurements as necessary.
2. Measurement Level = Reading Level + Correct Factor.
3. The average measurement was not performed when the peak measured data under the limit of average detection.



Product : Intel® Wireless-AC 9560  
 Test Item : Band Edge Data  
 Test Mode : Mode 5: Transmit (802.11ac-160BW\_130Mbps) (5570MHz)  
 Test Date : 2019/10/21

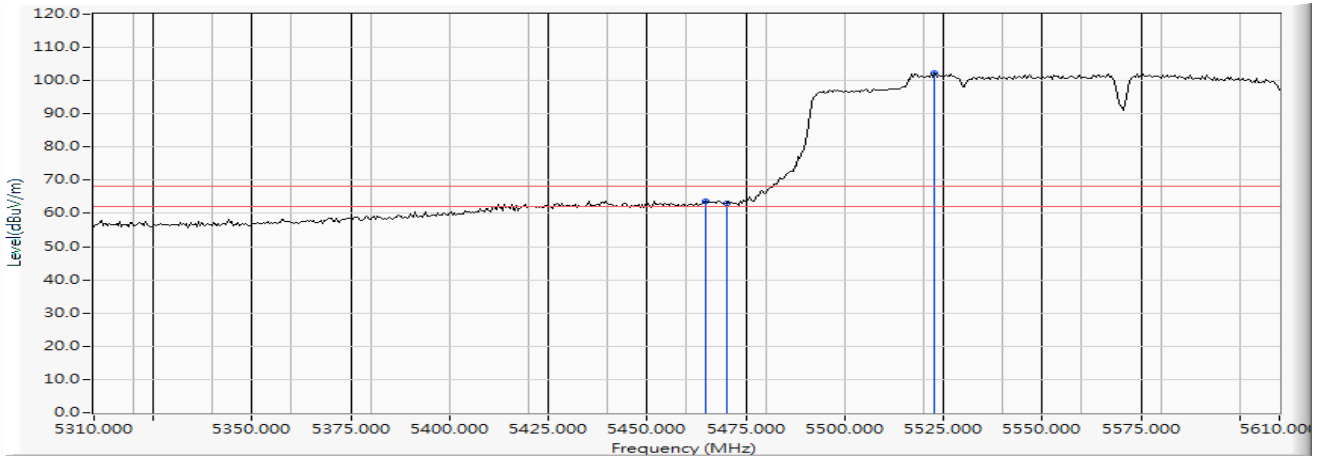
**Horizontal**



		Frequency (MHz)	Correct Factor (dB)	Reading Level (dBµV)	Measure Level (dBµV/m)	Margin (dB)	Limit (dBµV/m)	Detector Type
1		5441.739	16.131	42.488	58.618	-9.602	68.220	PEAK
2		5470.000	16.200	41.009	57.209	-11.011	68.220	PEAK
3	*	5549.130	16.324	78.315	94.639	--	--	PEAK

Product : Intel® Wireless-AC 9560  
 Test Item : Band Edge Data  
 Test Mode : Mode 5: Transmit (802.11ac-160BW\_130Mbps) (5570MHz)  
 Test Date : 2019/10/21

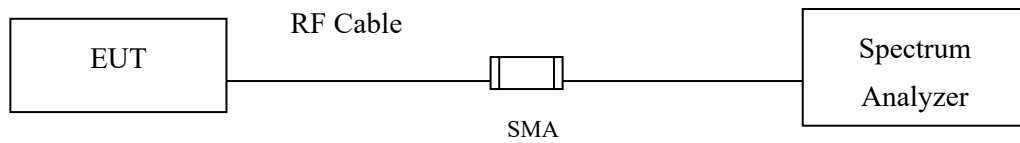
**Vertical**



		Frequency (MHz)	Correct Factor (dB)	Reading Level (dBµV)	Measure Level (dBµV/m)	Margin (dB)	Limit (dBµV/m)	Detector Type
1		5464.783	16.192	47.561	63.752	-4.468	68.220	PEAK
2		5470.000	16.200	46.953	63.153	-5.067	68.220	PEAK
3	*	5522.609	16.297	86.012	102.309	--	--	PEAK

## 6. Duty Cycle

### 6.1. Test Setup



### 6.2. Test Procedure

The EUT was setup according to ANSI C63.10 2013; tested according to U-NII test procedure of KDB789033 for compliance to FCC 47CFR 15.407 requirements.

### 6.3. Uncertainty

$\pm 2.31\text{msec}$

#### 6.4. Test Result of Duty Cycle

Product : Intel® Wireless-AC 9560  
Test Item : Duty Cycle  
Test Mode : Mode 6: Transmit

Duty Cycle Formula:

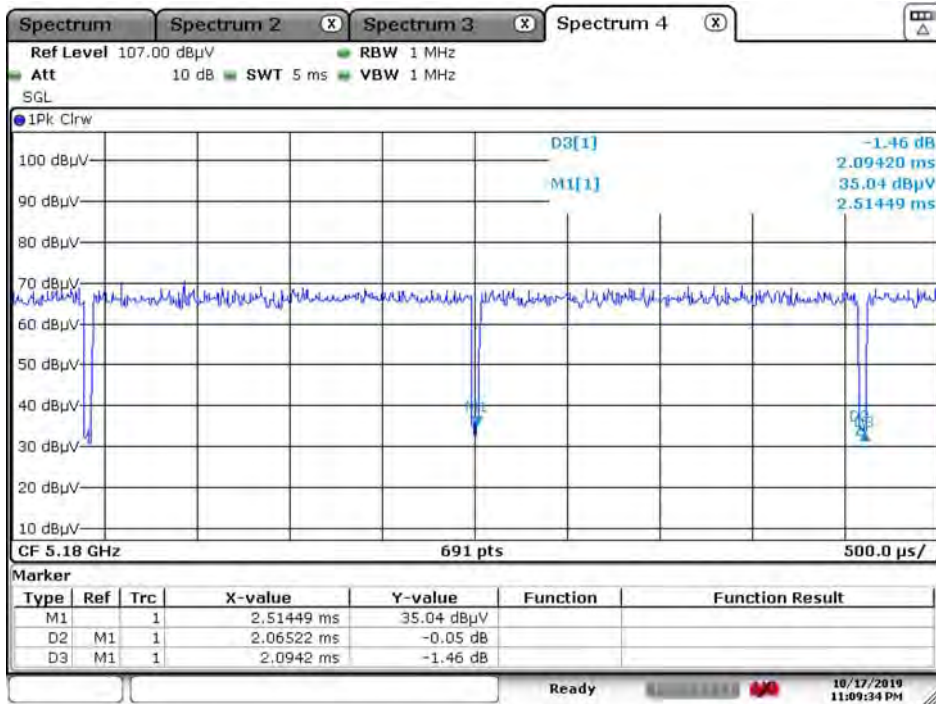
Duty Cycle = Ton / (Ton + Toff)

Duty Factor = 10 Log (1/Duty Cycle)

Results:

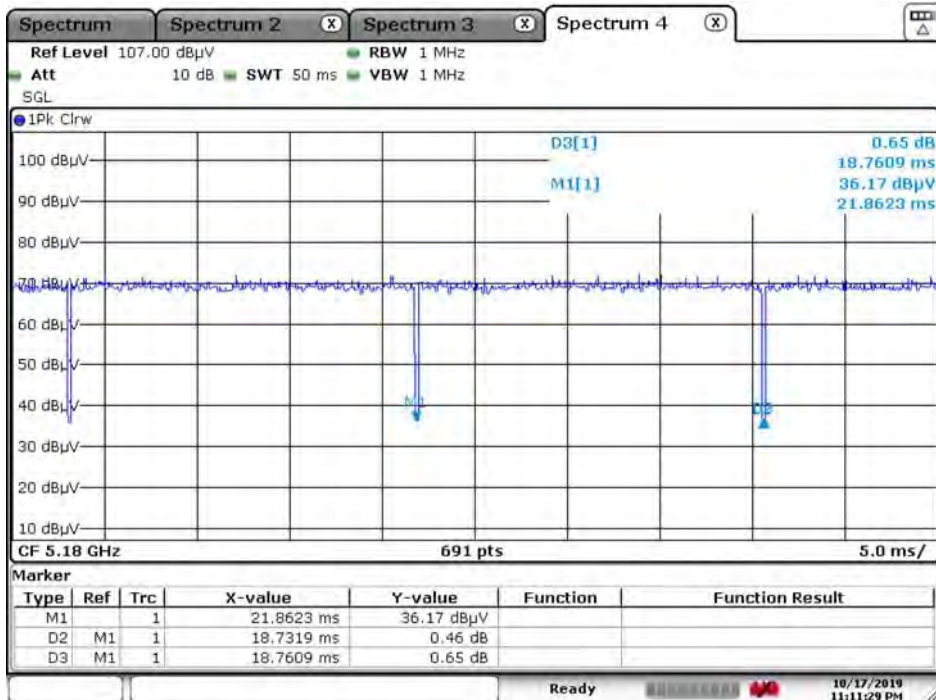
5GHz band	Ton (ms)	Ton + Toff (ms)	Duty Cycle (%)	Duty Factor (dB)
802.11a	2.0652	2.0942	98.62	0.06
802.11n20	18.7319	18.7609	99.85	0.01
802.11n40	9.0145	9.1594	98.42	0.07
802.11ac80	5.5870	5.6087	99.61	0.02
802.11ac160	2.8261	2.8406	99.49	0.02

802.11a



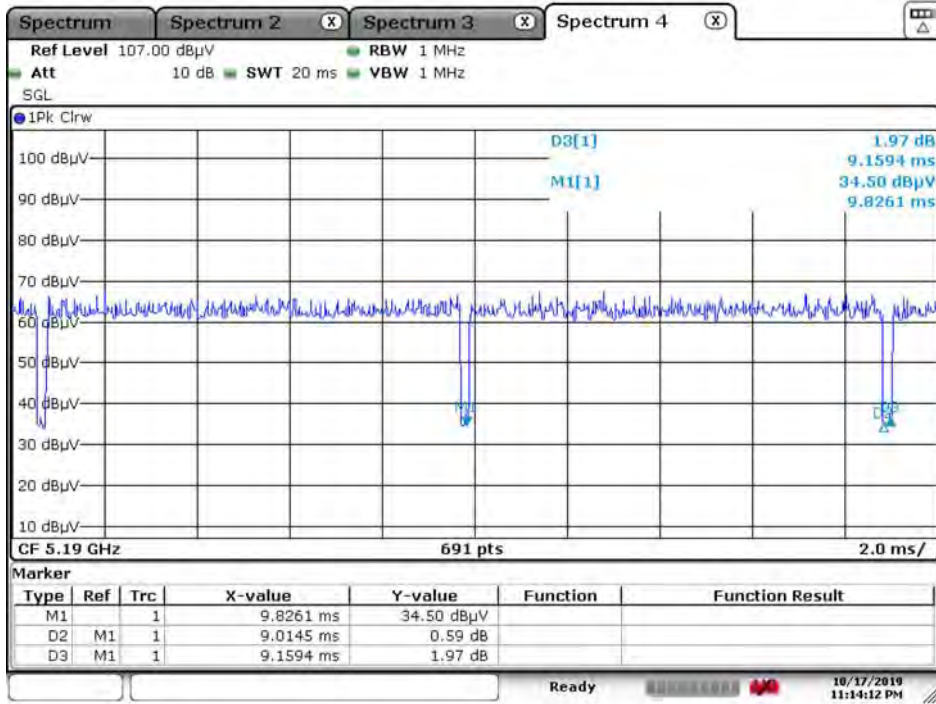
Date: 17.OCT.2019 23:09:34

802.11n20



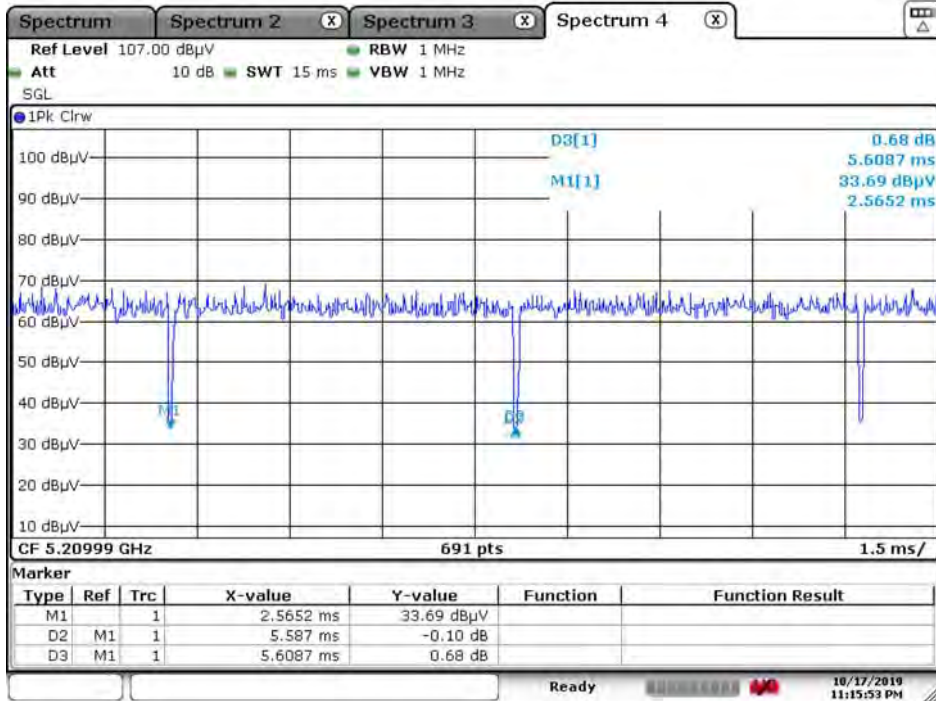
Date: 17.OCT.2019 23:11:30

802.11n40



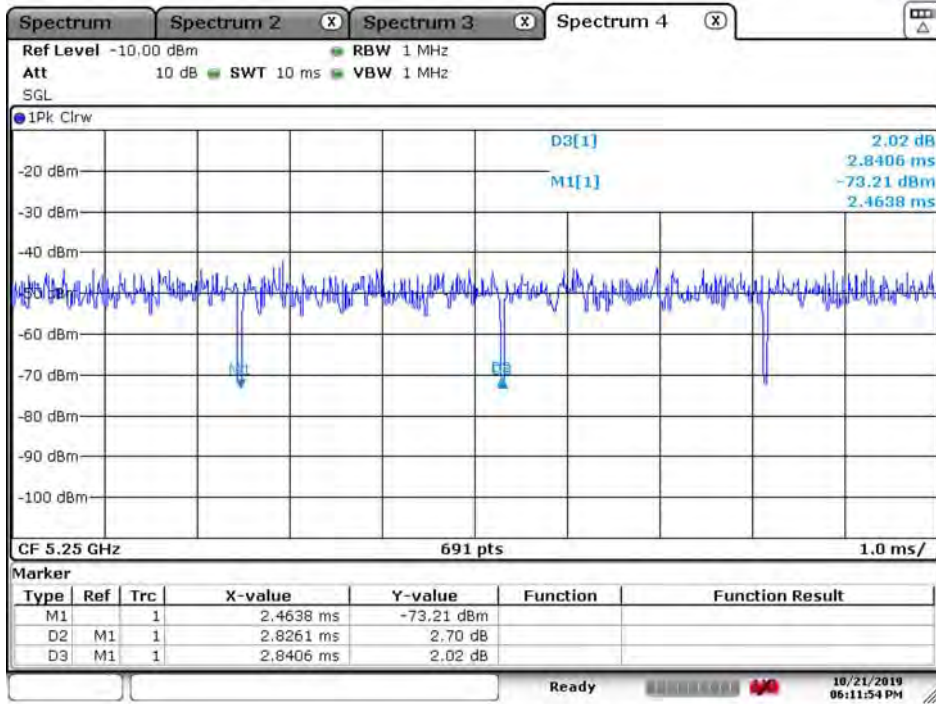
Date: 17.OCT.2019 23:14:12

802.11ac80



Date: 17.OCT.2019 23:15:53

802.11ac160



Date: 21.OCT.2019 18:11:55

## 7. **EMI Reduction Method During Compliance Testing**

No modification was made during testing.