



## Test Setup Photographs for the CML18

### 1.Radiated Emissions

#### 1.1.Radiated Emissions: 9 kHz to 30 MHz @ 3 m




**Photo 1 Radiated Emissions Test Setup-9 kHz to 30 MHz**




**Photo 2: Radiated Emissions Test Setup-9 kHz to 30 MHz**

**1.2.Radiated Emissions: 30 MHz to 1 GHz @ 3 m**




**Photo 3: Radiated Emissions Test Setup-30 MHz to 1GHz**




**Photo 4: Radiated Emissions Test Setup-30 MHz to 1GHz**

**1.3.Radiated Emissions: 1 GHz to 25 GHz @ 3 m**




**Photo 5: Radiated Emissions Test Setup-1 GHz to 25 GHz**



**Photo 6: Radiated Emissions Test Setup-1 GHz to 25 GHz**

## 2. Conducted Measurements




**Photo 7: Conducted Measurements Test Setup**

**3.AC Conducted Emissions**



**Photo 8:AC Conducted Emissions Test Setup**



**Photo 9:AC Conducted Emissions Test Setup**